Project		Catalog #		Type	
Prepared by		Notes		Date	

McGraw-Edison

GLEON Galleon

Area / Site Luminaire

Product Features

Light Advisites™ · BAA

Product Certifications

ISO · DLC LISTED · DLC PREMIUM · 3G VIB · IP66 · CSA · ENERGY STAR · 5YEAR

Interactive Menu

- Ordering Information page 2
- Mounting Details page 3
- Optical Distributions page 4
- Product Specifications page 4
- Energy and Performance Data page 4
- Control Options page 9

Quick Facts

- Lumen packages range from 4,200 - 80,800 (34W - 640W)
- Efficacy up to 156 LPW
- Options to meet Buy American and other domestic preference requirements

Connected Systems

- WaveLinx PRO Wireless
- WaveLinx LITE Wireless
- Enlighted

Dimensional Details

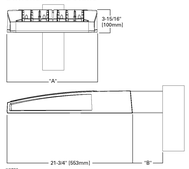

Number of Light Squares	"A" Width	"B" Standard Arm Length	"B" Extended Arm Length[1]	QM Arm Length	"B" QML Length	"B" QMEA Length
1-4	15-1/2"	7"	10"	10-5/8"	--	16-9/16"
5-6	21-5/8"	7"	10"	10-5/8"	--	16-9/16"
7-8	27-5/8"	7"	13"	10-5/8"	10-5/16"	--
9-10	33-3/4"	7"	16"	--	10-5/16"	--

NOTES:
1. For arm selection requirements and additional line art, see Mounting Details section.

NOTES:
1. Visit https://www.designlights.org/search/ to confirm qualification. Not all product variations are DLC qualified.
2. IDA Certified for 3000K CCT and warmer only

Project		Catalog #		Type	
Prepared by		Notes		Date	



Invue

ARB Arbor Post Top

Decorative Luminaire

Product Features

BAA · WaveLinx PRO Wireless Solutions

Interactive Menu

- Order Information page 2
- Product Specifications page 3
- Optical Distributions page 5
- Control Options page 7

Quick Facts

- Low copper content two piece aluminum housing
- Type II, III and IV asymmetric and type V symmetric NEMA distributions
- Up to 110 LPW
- 4000K @ 70 CRI standard, other options are available
- 3G vibration rated (post top) and 1.5G (single/twin pole accessories)
- Wall mount accessories available

Product Certifications

ISO · IP66 · CSA · 3G VIB · 1.5G VIB

Connected Systems

- WaveLinx PRO Wireless
- WaveLinx LITE Wireless

Dimensional and Mounting Details

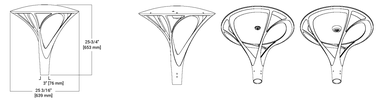

Pole Mount

Pole Mount with WaveLinx

Weight: 37 lbs. [16.8 kgs.]
EPA: 0.9 Sq. Ft.

COOPER Lighting Solutions a ◎ signify business

PS51683724 page 1
March 26, 2025 3:44 PM

McGraw-Edison

GLEON Galleon

Ordering Information

SAMPLE NUMBER: **GLEON-SAA1-740-U-T4FT-GM**

Product Family [1, 2]	Light Engine: Configuration	Light Engine: Drive Current	Color Temperature	Voltage	Distribution	Mounting	Finish
GLEON=Galleon **BAA-GLEON**=Galleon, Buy American Act Compliant [30] **TAA-GLEON**=Galleon, Trade Agreements Act Compliant [30]	**SA1**=1 Square ~~**SA2**=2 Squares~~ **SA3**=3 Squares **SA4**=4 Squares [3] **SA5-1**=5 Squares [3] **SA5**=5 Squares **SA7-1**=7 Squares [3] **SA8**=8 Squares [3] **SA9**=9 Squares [3] **SA9-10**=9 Squares [3]	**A**=600mA ~~**B**=700mA~~ **C**=1000mA ~~**D**=1200mA~~	**722**=7200K, 2200K phosphor hybrid, 70CRI ~~**730**=3000K, 3000K phosphor hybrid, 70CRI~~ **740**=4000K, 4000K **750**=5000K, 5000K **760**=7000K, 6000K **827**=8000K, 2700K **830**=3000K, 3000K **AMB**=Amber, 590nm [16, 19]	**U**=120-277V **1**=120V **2**=208V **3**=240V **4**=277V **8**=480V [14] **9**=347V [14]	**T2**=Type II **T2R**=Type II Roadway **T3**=Type III **T3R**=Type III Roadway **T4FT**=Type IV Forward Throw **T4W**=Type IV Wide **5MQ**=Type V Narrow **5MQ**=Type V Square Medium **5WQ**=Type V Square Wide **SLS**=Type III w/Split Control **SLR**=Type III Roadway w/Control **SLA**=Type III w/Split Control **SLL**=90° Split Light Eliminator Left **SLR**=90° Split Light Eliminator Right **RW**=Rectangular Wide Type I **AFL**=Automotive Frontline	**[Blank]**=Arm for Round or Square Pole **EA**=Extended Arm [4] **MA**=Mast Arm Adapter [18] **QM**=Quick Mount Arm [Standard Length] [13] **QMEA**=Quick Mount Arm [Extended Length] [13] **QML**=Quick Mount Arm [Standard Length, Large] [13]	**AP**=Gray **BZ**=Bronze **BK**=Black **PL**=Dark Platinum **GM**=Graphite Metallic **WH**=White **XALX**=Custom Color

Options (Add as Suffix)

DIM=External 0-10V Dimming Leads [6, 7, 8]
F=Single Fuse (120, 277 or 347V Specify Voltage)
FF=Double Fuse (208, 240 or 480V Specify Voltage)
20K=Series 20kV UL 1449 Surge Protective Device
2L=Two Circuits [6, 7]
HA=50°C High Ambient
GRSM=Glare Reducing Shield, Black [9]
GRSW=Glare Reducing Shield, White [9]
MT=Mounting Hardware Painted to Match Housing [20]
MT=Installed Mesh Top
TH=Tool-less Door Hardware
CC=Coastal Construction finish [1]
L90=Optics Rotated 90° Left
R90=Optics Rotated 90° Right
CMS=Cut Mounting Slot
AHD45=After Hours Dim, 5 Hours [6]
AHD245=After Hours Dim, 6 Hours [6]
AHD255=After Hours Dim, 7 Hours [6]
AHD265=After Hours Dim, 8 Hours [6]
DALI=DALI Drivers

Controls and Systems Options (Add as Suffix)

BPC=Button Type Photocontrol
PR=NEMA 3-Pole Photocontrol Receptacle
PER7=NEMA 7-Pole Photocontrol Receptacle [6]
SPB2=Dimming Occupancy Sensor with Bluetooth Interface, 8' - 20' Mounting [6]
SPB4=Dimming Occupancy Sensor with Bluetooth Interface, 21' - 40' Mounting [6]
MS-L20=Motion Sensor for ON/OFF Operation, 9' - 20' Mounting Height [6, 7]
MS-L40W=Motion Sensor for ON/OFF Operation, 21' - 40' Mounting Height [6, 7]
MSD-L20=Bi-Level Motion Sensor, 9' - 20' Mounting Height [6, 7, 8]
MSD-L40W=Bi-Level Motion Sensor, 21' - 40' Mounting Height [6, 7, 8]
MSLOM-L20=Motion Sensor for Dimming Operation, 9' - 20' Mounting Height [6]
MSLOM-L40W=Motion Sensor for Dimming Operation, 21' - 40' Mounting Height [6]
WLS2XX=WaveLinx LITE, SR Driver, Dimming Motion and Daylight, Bluetooth Programmable, 21' - 40' Mounting Height [6, 7, 8]
WPS2XX=WaveLinx PRO, SR Driver, Dimming Motion and Daylight, Bluetooth Programmable, 21' - 40' Mounting Height [6, 7, 8]
WLS4XX=WaveLinx LITE, SR Driver, Dimming Motion and Daylight, MAC Programmable, 7' - 15' Mounting
WPS4XX=WaveLinx PRO, SR Driver, Dimming Motion and Daylight, MAC Programmable, 7' - 15' Mounting [6, 7, 8]
WLS5XX=WaveLinx LITE, SR Driver, Dimming Motion and Daylight, MAC Programmable, 15' - 40' Mounting
WPS5XX=WaveLinx PRO, SR Driver, Dimming Motion and Daylight, MAC Programmable, 15' - 40' Mounting [6, 7, 8]
LWR-LW=Enlighted Wireless Sensor, Wide Lens for 8' - 16' Mounting Height [6, 8]
LWN-LW=Enlighted Wireless Sensor, Narrow Lens for 16' - 40' Mounting Height [6, 8]
SLTD=PIR Light Dab Driver [6, 8]
DIM-E=10V External Dimming Leads [6, 7]
GFI=Ground Fault Interrupter Breaker
CC=Coastal Construction [1]
SPBL2=FDP-361-L2 (Wattstopper DALI sensor)
SPBL4=FDP-361-L7 (Wattstopper DALI sensor)
TH=Tool-less hardware
F=Single Fuse [7]

Accessories (Order Separately)

DA3041813=Photocontrol Shorting Cap
MA1035-XX=10ft 6" Surge Module Replacement
MA1035-XX-DGB=Tenon Adapter for 3-3/8" O.D. Tenon
MA1037-XX-DGBP=Tenon Adapter for 3-3/8" O.D. Tenon
MA1037-XX-DGBTP=Tenon Adapter for 3-3/8" O.D. Tenon
MA1188-XX-DGBQT=Tenon Adapter for 3-3/8" O.D. Tenon
MA1188-XX-DGBQTP=Tenon Adapter for 3-3/8" O.D. Tenon
MA1188-XX-DGBQTHP=Tenon Adapter for 3-3/8" O.D. Tenon
MA1191-XX-DGBTHP=Tenon Adapter for 3-3/8" O.D. Tenon
MA1034-XX=Single Tenon Adapter for 3-1/2" O.D. Tenon
MA1039-XX-DGBT=Tenon Adapter for 3-1/2" O.D. Tenon
MA1039-XX-DGBTP=Tenon Adapter for 3-1/2" O.D. Tenon
MA1039-XX-DGBTHP=Tenon Adapter for 3-1/2" O.D. Tenon
MA1194-XX-DGBQT=Tenon Adapter for 3-1/2" O.D. Tenon
MA1194-XX-DGBQTP=Tenon Adapter for 3-1/2" O.D. Tenon
FSIR-100=Wireless Configuration Tool for Occupancy Sensor [30]
GLEON-MT2=Field Installed Mesh Top for 1-4 Light Squares
GLEON-MT3=Field Installed Mesh Top for 5-6 Light Squares
GLEON-MT7=Field Installed Mesh Top for 7-8 Light Squares
GLEON-MT4=Field Installed Mesh Top for 9-10 Light Squares
GLEON-QM=Quick Mount Arm Kit [13]
GLEON-QMA=Quick Mount Arm Adapter[And Arm Kit [13]
LS/GRSM-PM=Glare Reducing Shield, Matte [9]
LS/GRSM-PM-SHORT=Glare Reducing Shield, Black [9, 26]
LS/GRSM-2PM=Glare Reducing Shield, Alloy [9, 26]
LS/PRS=Perimeter Shield, Black [9]
WSLC-2P-10A=Wireless Outdoor Control Module [10, 30]
TLT-VHS= AirMesh 7-PIN male, 110-480V [10, 30]

NOTES:
1. Customer is responsible for engineering analysis to confirm pole and fixture compatibility for all applications. Refer to our white paper WPS130010EN for additional information.
2. Single Lights Consortium® Qualified. Refer to www.designlights.org Qualified Product List under Family Models for details.
3. Double tenon option from self spray tested to over 5,000 hours per ASTM B117, with a scribe rating of 9 per ASTM D1654. Not available with fusing.
4. Not compatible with MS-L20 or MS-L40 sensors.
5. Not compatible with extended quick mount arm (QMEA).
6. Not available with Bluetooth Interface or extended quick mount arm (QMEA).
7. Requires the use of an internal step down transformer when combined with sensor options. Not available with sensor at 1200mA. Not available in combination with the HA high ambient and sensor options at 1A.
8. Not available with Bi-Level Motion Sensor, SLTD, or 0-10V Dimming Leads. Not recommended for use in grounded systems or corner grounded systems (commonly known as Three Phase Three Wire Delta, Three Phase High Leg Delta and Three Phase Corner Grounded Delta systems.)
9. Shipped separately when two or more luminaires are oriented on a 90° or 120° drilling pattern. Refer to arm mounting requirement table.
10. Factory installed.
11. Maximum 8 light squares.
12. Maximum 5 light squares.
13. Narrow-band 590nm amber for wildlife and observatory use. Choose amber current B, supplied at 500mA drive current only. Not available with 1.5G, SLL, SLS and SLA distributions. Can be used with HSS option.
14. Set of 4 pcs. One set required per Light Square.
15. Not available with PR option.
16. Not available with 480V, MS-X or MS/DM at 347V or 480V. 2L or DA2 through 5A4 requires a larger housing, normally used for 5A5 or 5A6. Extended arm option may be required when mounting two or more fixtures per pole at 90° or 120°. Refer to arm mounting requirement table.
17. Not available with Enlighted wireless sensors.
18. Cannot be used with other control options.
19. Low voltage control lead brought out 18" outside fixture.
20. Not available if button photocontrol or motion sensor has an integral photocell.
21. Requires the use of BPC photocontrol or the PER7 or PR photoelectric receptacle with photocontrol accessory. See After Hours Dim supplemental guide for additional information.
22. Not for use with T4FT, T4W or SLA optics. See IES files for detail.
23. Not for use in corrosive environments. Consult factory for more information including high and low modes, sensitivity, time delay, cutoff and more. Consult your lighting representative at Cooper Lighting Solutions for more information.
24. Replace X with number of Light Squares operating in this output mode.
25. Wireless Control Module requires an external power supply and wireless components (ARP-EM-1, LWP-GW-1, and LWP-PoE) in appropriate quantities.
26. Not available with tenon size shield (TS).
27. Not available with 1.5G, SLL, SLS, SLR or SLA optics. A black trim plate is used when HSS is selected.
28. CE is not available with the LWR, MS, MSD, MSLOM, SPB, PR or PR7 options. Available in 120-277V only.
29. Use required for each Light Square.
30. Not for sale in CA.
31. Replace XX with sensor color (WH, BZ or BK).
32. WAC Gateway required to enable field configurability. Order WAC-PoE and WPOE-120 (10 for PoE injector) power supply if required.
33. Short device with mobile application required to change system defaults. See controls section for details.
34. Only product configurations with these designated prefixes are built to be compliant with the Buy American Act of 1933 (BAA). Please refer to DOMESTIC PREFERENCES website for more information. Consult factory for further information.
35. Components shipped separately may be separately analyzed under domestic preference requirements.
36. For BAA or TAA requirements, Accessories sold separately will be separately analyzed under domestic preference requirements. Consult factory for further information.
37. Available for 7 - 15 square.

Invue

ARB Arbor Post Top

Ordering Information

SAMPLE NUMBER: **ARB-B2-LED-D1-T2-GM**

Product Family [1, 2]	Lumens [1]	Lamp Type	Voltage	Distribution	Color [7]
ARB=Arbor Post Top **BAA-ARB**=Arbor Post Top Buy American Act Compliant [30]	**B1**=Nominal 2,300 Lumens **B2**=Nominal 4,500 Lumens **B3**=Nominal 8,000 Lumens **B4**=Nominal 9,500 Lumens [3]	**LED**=Solid State Light Emitting Diodes	**D1**=Dimming Driver (120-277V) **347**=347V [5] **480**=480V [5, 6]	**T2**=Type II **T3**=Type III **T5W**=Type V Wide **T5**=Type V	**AP**=Gray **BZ**=Bronze **BK**=Black **DP**=Dark Platinum **GM**=Graphite Metallic **WH**=White

Options (Add as Suffix)

7030=70 CRI / 3000K CCT [4]
7035=70 CRI / 3500K CCT [4]
8030=80 CRI / 3000K CCT [4]
8035=80 CRI / 3500K CCT [4]
AMB=Amber 590nm [16]
20MOP=Parallel 20kV MOV Surge Protection Device
20K=Series 20kV UL 1449 Surge Protection Device
HA=50°C High Ambient
PER=NEMA 7-PIN Twistlock Photocontrol Receptacle
PER7=NEMA 7-PIN Twistlock Photocontrol Receptacle
HA=50°C High Ambient Temperature [1]
SPB1=Dimming Occupancy Sensor with Bluetooth Interface, <8' Mounting [9]
SPB2=Dimming Occupancy Sensor with Bluetooth Interface, 8' 20' Mounting [9]
SPB4=Dimming Occupancy Sensor with Bluetooth Interface, 21' 40' Mounting [9]
MS-L20=Motion Sensor for ON/OFF Operations, 9' - 20' Mounting Height [9, 11]
MS-L20=Motion Sensor for ON/OFF Operations, 9' - 20' Mounting Height [9, 11]
MS-L40W=Motion Sensor for ON/OFF Operations, 21' - 40' Mounting Height [9, 11]
MSLOM-L20=Motion Sensor for Dimming Operation, Maximum 8' Mounting Height [9, 11]
MSLOM-L20=Motion Sensor for Dimming Operation, 9' - 20' Mounting Height [9, 11]
MSLOM-L40W=Motion Sensor for Dimming Operation, 21' - 40' Mounting Height [9, 11]
WLS2XX=WaveLinx LITE, SR Driver, Dimming Motion and Daylight, Bluetooth Programmable, 7' - 15' Mounting
WPS2XX=WaveLinx PRO, SR Driver, Dimming Motion and Daylight, Bluetooth Programmable, 7' - 15' Mounting [9, 11]
WPS2XX=WaveLinx PRO, SR Driver, Dimming Motion and Daylight, MAC Programmable, 21' - 40' Mounting [9, 11, 12, 13, 14, 15]
WPS4XX=WaveLinx PRO, SR Driver, Dimming Motion and Daylight, MAC Programmable, 15' - 40' Mounting [9, 11, 12, 13, 14, 15, 20]
LWR-LW=Enlighted Wireless Sensor, Wide Lens for 8' - 16' Mounting Height [9, 11, 16]
LWN-LW=Enlighted Wireless Sensor, Narrow Lens for 16' - 40' Mounting Height [9, 11, 16]
SLTD=PIR Light Dab Driver [9, 11]
DIM-E=10V External Dimming Leads [9, 11]
TS=Tenon Shield (Not for Shield)
CC=Coastal Construction [1]
SPBL2=FDP-361-L2 (Wattstopper DALI sensor)
SPBL4=FDP-361-L7 (Wattstopper DALI sensor)
TH=Tool-less hardware
F=Single Fuse [17]

Accessories (Order Separately)

ARSA-XX=Single Pole Mount Arm [21]
ARWM-XX=Wall Mount Arm
ARTA15-XX=Twin Mount Bracket [21]
ARPA-XX=Pole Adapter 4" O.D. Pole
FSIR-100=Wireless Configuration Tool for Occupancy Sensor [30]
WSLC-2P-10A=Wireless Outdoor Control Module [7-PIN] [10, 30]

NOTES:
1. Customer is responsible for engineering analysis to confirm pole and fixture compatibility for all applications. Refer to our white paper WPS130010EN for additional information.
2. Fixture shipping over standard 2-3/8" tenon. 3" O.D. tenon when used with a ARPA4-XX 4" O.D. pole adapter.
3. Not available with 1.5G vibration.
4. B4 only available with Type V distribution.
5. Requires the use of a step down transformer.
6. Not for use with 277V or 480V. Not for use with ungrounded systems, impedance grounded systems or corner grounded systems (commonly known as Three Phase Three Wire Delta, Three Phase High Leg Delta and Three Phase Corner Grounded Delta systems).
7. Custom and RAL color matching available upon request. Consult your lighting representative for more information.
8. Extended lead times apply. Use dedicated IES files when performing layouts.
9. Not available with B3 lumen package in Type II, III, or IV distributions.
10. Controls system is not available with photocontrol (PC), photoelectrical receptacle (PER or PER7), or controls systems MS, LWR, DIM or SPBx.
11. Not available with HA option.
12. Mounting height range (MH) may be overly sensitive below -20°C (-4°F).
13. For device to be field configurable, require WAC Gateway components WAC-POE and WPOE-120 in appropriate quantities. Only compatible with WaveLinx system and software and requires system components to be installed for operation. See website for more WaveLinx application information.
14. Requires WAC-POE and WPOE-120 for operation.
15. Enlighted wireless sensors are factory installed and require network components LWP-EM-1, LWP-GW-1, and LWP-PoE-R in appropriate quantities. See website for application information.
16. Not available in B4 lumen package.
17. Low voltage control lead brought 18" outside fixture.
18. Replace XX with paint color.
19. Fits on 3" O.D. x 4' long tenon for nominal 4-1/2" O.D. pole top.
20. This tool enables adjustment to Motion Sensor (MS) parameters including high and low modes, sensitivity, time delay, cutoff and more. Consult your lighting representative for more information.
21. Requires 7-PIN NEMA twistlock photocontrol receptacle (PER7) option. The WOLC-7 cannot be used in conjunction with other controls systems (MS or LWR). Operates on 120-347V input voltages.
22. Not for use in corrosive environments. Consult factory for more information including high and low modes, sensitivity, time delay, cutoff and more.
23. Coastal construction finish salt spray tested to over 5,000 hours per ASTM B117, with a scribe rating of 9 per ASTM D1654.
24. Only product configurations with this designated prefix are built to be compliant with the Buy American Act of 1933 (BAA). Please refer to DOMESTIC PREFERENCES website for more information. Consult factory for further information.
25. Accessories sold separately will be separately analyzed under domestic preference requirements. Consult factory for further information.
26. Narrow-band 590nm +/- 5nm for wildlife and observatory use. Choose Lumen Package B1. See IES files for photometric performance.
27. Must specify voltage (120V, 277V, or 347V) to have the single fuse tag.
28. Not available with SLTD option.
29. IDA Certified for 3000K CCT and warmer only

COOPER Lighting Solutions a ◎ signify business

PS51683724 page 2
March 26, 2025 3:44 PM

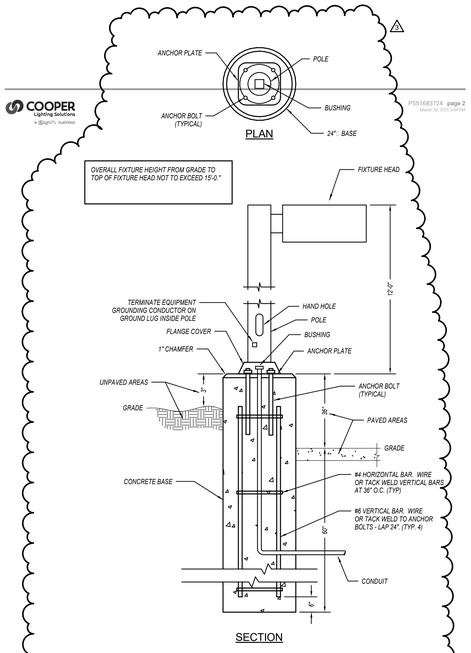

POLE BASE DETAIL

NOT TO SCALE 611-02

EXTERIOR LIGHT FIXTURE SCHEDULE

FIXTURE TYPE	MANUFACTURER	CATALOG NUMBER	DESCRIPTION	LED MODULE / DRIVER: ID	WATTS	LUMENS	CRI	CCT	DIMMING	VOLTAGE	REMARKS
S1	MCGRAW-EDISON	GALLEON LED GLEON SERIES	POLE-MOUNTED AREA LIGHT. LOW-PROFILE, ONE-PIECE DIE-CAST ALUMINUM HOUSING. LIGHT SQUARE LED ARRAYS - REFER TO LAMP DESCRIPTION FOR QUANTITY. IES TYPE IV WIDE DISTRIBUTION. DIE CAST ALUMINUM MOUNTING ARM. PROVIDE WITH 12' HIGH. SQUARE STRAIGHT STEEL POLE. POWDER COAT FINISH DARK BRONZE - COORDINATE EXACT COLOR WITH ARCHITECT AND OWNER.	SA3C	166	21,442	70	3000K	NO	120	1
S2	MCGRAW-EDISON	GALLEON LED GLEON SERIES	SAME AS TYPE 'S1' EXCEPT WITH HOUSE SIDE SHIELD.	SA3C	166	21,442	70	3000K	NO	120	1
K	INVUE LIGHTING	ARBOR POST TOP SERIES	DECORATIVE POST-TOP SINGLE-HEAD LIGHT, LED, WITH TWO-PIECE IP66 RATED CORROSION RESISTANT ALUMINUM HOUSING. WAVESTREAM LED OPTICS. TYPE V DISTRIBUTION WITH 5° ROUND. ALUMINUM, TAPERED 12'-0" TALL POLE BASE WITH COVER.	B4	99	9464	70	3000K	NO	120	1

REMARKS:
1. FURNISH WITH AND INSTALL ALL NECESSARY HARDWARE AND MOUNTING BRACKETS.

GENERAL NOTES (APPLICABLE TO ALL FIXTURES):
1) EQUALS ARE ACCEPTABLE ON ALL LIGHT FIXTURES UNLESS SPECIFICALLY NOTED OTHERWISE. REFER TO SPECIFICATIONS FOR APPROVED EQUAL FIXTURE MANUFACTURERS.
2) ALL DRIVERS ARE INTEGRAL TO FIXTURE UNLESS NOTED OTHERWISE. REFER TO SPECIFICATIONS FOR ADDITIONAL FIXTURE/DRIVER/BALLAST REQUIREMENTS.
3) ALL FIXTURES WITH PAINTED METAL PARTS SHALL BE PAINTED AFTER FABRICATION.
4) LUMENS LISTED FOR LED FIXTURES ARE GENERALLY DELIVERED LUMENS UNLESS NOTED OTHERWISE.
5) ALL EXTERIOR LED FIXTURES ARE FULL CUTOFF UNLESS NOTED OTHERWISE.

PARKING LOT STATISTICS

DESCRIPTION	MAINTAINED LIGHTING LEVELS: AVG. (F.C.)	MAX. (F.C.)	MIN. (F.C.)	UNIFORMITY: MAX. / MIN.	AVG. / MIN.
SITE LIGHTING	2.6	6.2	0.6	10.3:1	4.0:1
NORTH BOUNDARY	0.0	0.0	0.0	N/A	N/A
SOUTH BOUNDARY	0.0	0.0	0.0	N/A	N/A
WEST BOUNDARY	0.0	0.2	0.0	N/A	N/A
PROPERTY	0.0	0.2	0.0	N/A	N/A
POOL LIGHTING	2.4	4.2	1.0	4.2:1	2.4:1

NOTES:
1. NUMBERS INDICATE FOOTCANDLE LEVELS AT GRADE.
2. CALCULATIONS PERFORMED USING VISUAL 2.05.
3. THERE SHALL BE NO DIRECT ILLUMINATION OF RESIDENTIAL PROPERTIES ADJACENT TO THIS PROPERTY OR ACROSS PUBLIC RIGHT-OF-WAY.

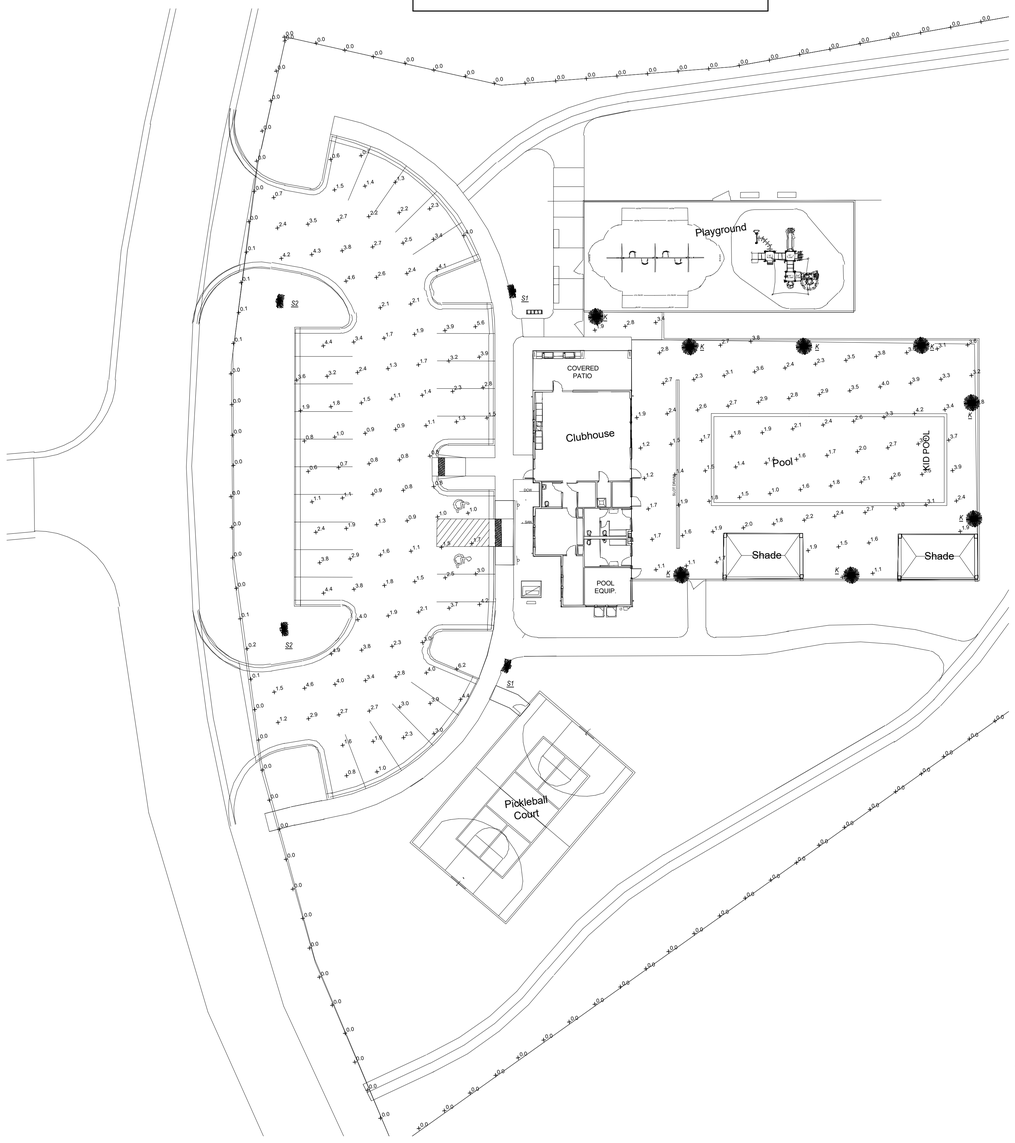

SITE PLAN PHOTOMETRICS
SCALE: 1" = 20'-0"

pkmr ENGINEERS
PEARSON KENT MCKINLEY RAAF ENGINEERS, LLC
13300 W 98TH STREET | LENEXA, KS 66215
913.492.2400 | WWW.PKMRENG.COM
MO State Certificate of Authority #E-2002020886
24.046

collins | webb ARCHITECTURE
3078 SW Market St., Lee's Summit, Missouri 64063 | 816.249.2270 | www.collinswebb.com

CONSTRUCTION DRAWINGS

BAILEY FARMS CLUBHOUSE
LEE'S SUMMIT, MO

COPYRIGHT © BY COLLINS WEBB ARCHITECTURE, LLC

REVISION DATES:

1	Revision 1	11/8/2024
2	FDP Comments	5/20/2025
3	FDP Comments	6/20/2025

STATE OF MISSOURI
DARREN E. THRASHER
NUMBER PE-2014007277
PROFESSIONAL ENGINEER
6/20/25

Darren E. Thrasher - Engineer
MO# PE-2014007277
PROFESSIONAL SEAL

E001

ISSUE DATE: 06/26/2024
COLLINS WEBB #: 23115

SITE PHOTOMETRIC PLAN

6/20/2025 4:15:10 PM