



HCA - LEE’S SUMMIT MEDICAL CENTER MODULAR INTERIM KITCHEN COMPLEX

2100 SE BLUE PKWY, LEE’S SUMMIT, MO 64063

DGL PROJECT NO	6406.24.0001	DATE:
HCA PROJECT NO.	0972400009	05/23/2025

HCA DESIGN MANAGER:	MIKAL MALIK
HCA CONSTRUCTION MANAGER:	ERIC SJODIN

<u>SUBMITTALS:</u>	<u>DATE:</u>
CITY & STATE - 1 ST REVIEW	05/23/2025



Devenney Group Ltd., Architects

6900 E. Camelback Road,
Suite #500
Scottsdale, Arizona 85251


T: 602.943.8950
F: 602.943.7645

www.devenneygroup.com

DEVENNEY GROUP, LTD.
ARCHITECTS
ARCHITECTS

6900 E CAMELBACK RD, SUITE #500
SCOTTSDALE, AZ 85251

PROJECT MANAGER: KEVIN COOK 602.541.7287



DATE SIGNED: 05.22.25

WSP
MECHANICAL, PLUMBING & ELECTRICAL ENGINEERS
300 WYANDOTTE, SUITE 200
KANSAS CITY, MO 64105
PROJECT MANAGER: MINDY WHISLER 816.702.4247

KITCHENS TO GO
MODULAR KITCHEN DESIGNER
131 W. JEFFERSON AVE, SUITE 223
NAPERVILLE, IL 60540
PROJECT MANAGER: ZACH DAVIS 901.451.2152

NABHOLZ
GENERAL CONTRACTOR

6640 CAROTHERS PARKWAY, STE 150
FRANKLIN, TN 37067

PROJECT MANAGER: JEREMY BRANSON 913.393.6552

PROJECT SYMBOLS

DIMENSION LINE

12'-0"

TO FACE OF FRAMING OR CENTERLINE OF STRUCTURE

NORTH ARROW

TRUE NORTH

REFERENCE NORTH

REVISION

STANDARD

PRE-PERMIT REVISION

KEY FOR ENLARGED PLAN

DISCLAIMER

THESE COMPOSITION PLANS WERE DEVELOPED USING THE RECORD CONSTRUCTION PLANS PROVIDED BY THE CLIENT. RECORD DRAWINGS WERE UTILIZED TO GENERATE THE COMPOSITE PLANS. VERIFICATIONS WERE MADE FOR MINOR ALTERATION AND DEVIATIONS FROM THE ORIGINAL CONSTRUCTION PLANS. EXTENSIVE AS-BUILT VERIFICATION WAS NOT PERFORMED FOR THE COMPOSITE PLANS. THE COMPOSITE PLANS WERE UTILIZED FOR THE BASE PLANS FOR THE DEVELOPMENT OF THE MECHANICAL AND ELECTRICAL COMPOSITE PLANS. LIMITED FIELD VERIFICATION OF MECHANICAL AND ELECTRICAL SYSTEMS WERE PERFORMED TO DETERMINE LOCATIONS OF MAJOR COMPONENTS, FIRE PROTECTION AND LIFE SAFETY SYSTEMS

VICINITY MAP

CHAMBERLAIN DR

SEEBER AND BOAH DR

SEBLUE PARKWAY

THIS PROJECT
LEE'S SUMMIT
MEDICAL CENTER

PROJECT DATA

PROJECT NAME

HCA - LEE'S SUMMIT MEDICAL CENTER - MODULAR INTERIM KITCHEN COMPLEX

ADDRESS

2100 SE BLUE PKWAY
LEE'S SUMMIT, MO 64063

BRIEF PROJECT DESCRIPTION

THIS PROJECT INCLUDES THE FOLLOWING COMPONENT:

•LEVEL 1 - MODULAR INTERIM KITCHEN INFRASTRUCTURE:
-THE SCOPE OF WORK WILL INCLUDE THE RUNNING OF UTILITIES (MEP) NEEDED TO SERVICE THE INTERIM KITCHEN AND ITS COMPONENTS.

NOTE: FOR BUILDING CODE INFORMATION REFER TO G-002 SHEET ON VENDOR DRAWINGS (KITCHENS TO GO)

SHEET INDEX

R = REVISED SHEET
F = FOR REFERENCE ONLY
D = DELETED SHEET

CITY & STATE - LIST REVIEW - 05/23/2025

SHEET NUMBER

SHEET NAME

GENERAL INFORMATION

G1000

COVER SHEET

X

G1101

SHEET INDEX, PROJECT INFORMATION, AREA MAPS, SYMBOLS

X

ARCHITECTURAL SITE

AS001

ARCHITECTURAL SITE PLAN

X

PLUMBING

P00-00

GENERAL INFORMATION - PLUMBING

X

P02-01

FLOOR PLAN - LEVEL 01 - PLUMBING

X

P02-01A

FLOOR PLAN - LEVEL 01 - CENTRAL PLANT - PLUMBING

X

MEPT

MEPT01 - 00

SITE PLAN - MEPT

X

MEPT02 - 02

ROOF PLAN - MEPT

X

ELECTRICAL

E00-00

GENERAL INFORMATION - ELECTRICAL

X

E02-01

FLOOR PLAN - LEVEL 01 - POWER

X

E06-00

ONE LINE DIAGRAM - ELECTRICAL

X

E07-01

DETAILS - ELECTRICAL

X

TECHNOLOGIES

T00-00

GENERAL INFORMATION - TECHNOLOGY

X

TD02-01

FLOOR PLAN - LEVEL 01 - COMMUNICATIONS

X

T07-01

DETAILS - TECHNOLOGY

X

VENDOR (KITCHENS TO GO)

G-001

COVER SHEET & DRAWING INDEX

F

G-002

APPLICABLE CODES, GENERAL NOTES & FINISH SCHEDULES

F

G-003

DOOR SCHEDULE & EGRESS PLAN

F

G-004

TYPICAL 2A & 5B CONSTRUCTION TYPES SITE PLAN

F

A-101

SITE PLAN

F

A-102

RAMP, STAIRS & PLATFORMS PLAN

F

I-101A

INTERIOR FLOOR PLAN & EQUIPMENT LIST

F

I-101B

INTERIOR FLOOR PLAN & EQUIPMENT LIST

F

I-102

REFLECTED CEILING PLAN

F

A-103A

KITCHEN COMPLEX UTILITIES FLOOR PLAN

F

A-103B

SERVERY COMPLEX UTILITIES FLOOR PLAN

F

A-103C

KITCHEN COMPLEX UTILITIES ROOF PLAN

F

A-103D

SERVERY COMPLEX UTILITIES ROOF PLAN

F

A-104

PIER PLAN

F

VENDOR (KITCHENS TO GO - SERVERY)

(M681) G-001

COVER SHEET & DRAWING INDEX

F

(M681) I-101

INTERIOR FLOOR PLAN AND EQUIPMENT LIST

F

(M681) E-101

ELECTRICAL FLOOR PLAN SCHEMATIC

F

(M681) E-601

ELECTRICAL PANEL SCHEDULE(S)

F

(M681) M-101

HVAC DUCTING PLAN

F

(M681) P-601

FRESH WATER PLUMBING SCHEMATIC

F

(M681) P-602

WASTE WATER PLUMBING SCHEMATIC

F

VENDOR (KITCHENS TO GO - SERVERY UNIT)

(M682) G-001

COVER SHEET & DRAWING INDEX

F

(M682) I-101

INTERIOR FLOOR PLAN AND EQUIPMENT LIST

F

(M682) E-101

ELECTRICAL FLOOR PLAN SCHEMATIC

F

(M682) E-601

ELECTRICAL PANEL SCHEDULE(S)

F

(M682) M-101

HVAC DUCTING PLAN

F

(M682) P-601

FRESH WATER PLUMBING SCHEMATIC

F

(M682) P-602

WASTE WATER PLUMBING SCHEMATIC

F

VENDOR (KITCHENS TO GO - WASH UNIT)

(M820) G-001

COVER SHEET AND DRAWING INDEX

F

(M820) I-101

INTERIOR FLOOR PLAN AND EQUIPMENT LIST

F

(M820) E-101

ELECTRICAL FLOOR PLAN SCHEMATIC

F

(M820) E-601

ELECTRICAL PANEL SCHEDULE(S)

F

(M820) M-101

HVAC DUCTING PLAN

F

(M820) P-601

FRESH WATER PLUMBING SCHEMATIC

F

(M820) P-602

WASTE WATER PLUMBING SCHEMATIC

F

(M820) P-603

GAS PLUMBING SCHEMATIC

F

VENDOR (KITCHENS TO GO - COOK UNIT)

(M821) G-001

COVER SHEET & DRAWING INDEX

F

(M821) I-101

INTERIOR FLOOR PLAN AND EQUIPMENT LIST

F

(M821) E-101

ELECTRICAL FLOOR PLAN SCHEMATIC

F

(M821) E-601

ELECTRICAL PANEL SCHEDULE(S)

F

(M821) E-602

ELECTRICAL PANEL SCHEDULE(S)

F

(M821) M-501

MAKEUP AIR SPECIFICATIONS

F

(M821) M-502

EXHAUST HOOD PLAN & SPECIFICATIONS

F

(M821) M-503

EXHAUST HOOD PLAN & SPECIFICATIONS

F

(M821) M-504

EXHAUST FAN & MAU SPECS

F

(M821) M-505

EXHAUST FAN & MAU SPECS

F

(M821) M-506

CONTROL PANEL

F

(M821) M-507

MAU DUCTING SPECIFICATIONS

F

(M821) M-508

EXHAUST FAN ELEVATION

F

(M821) P-601

FRESH WATER PLUMBING SCHEMATIC

F

(M821) P-602

WASTE WATER PLUMBING SCHEMATIC

F

(M821) P-603

GAS PLUMBING SCHEMATIC

F

Devenney GROUP

Devenney Group Ltd., Architects

6900 East Camelback Road
Suite 500
Scottsdale, AZ 85251

T: 602.943.8950

www.devenneygroup.com

Consultant:

DATE SIGNED: 05/22/25

IF THESE PLANS DO NOT BEAR THE SEAL OF A REGISTERED PROFESSIONAL ENGINEER, ARCHITECT, OR LANDSCAPE ARCHITECT, THEY ARE TO BE CONSIDERED "PRELIMINARY" AND ARE NOT TO BE USED FOR CONSTRUCTION OR RECORDING. THESE PLANS ARE COPYRIGHTED AND ARE SUBJECT TO COPYRIGHT PROTECTION UNDER THE COPYRIGHT ACT OF 1976, AS AMENDED DECEMBER 1996, AND KNOWN AS ARCHITECTURAL WORKS COPYRIGHT PROTECTION ACT OF 1990. THE PROTECTION INCLUDES BUT IS NOT LIMITED TO THE OVERALL FORM AS WELL AS THE ARRANGEMENT AND COMPOSITION OF SPACES AND ELEMENTS OF THE DESIGN. UNDER SUCH PROTECTION, UNAUTHORIZED USE OF THESE PLANS CAN LEGALLY RESULT IN THE CESSATION OF CONSTRUCTION OR BUILDINGS BEING SEIZED AND/OR MONETARY COMPENSATION TO DEVENNEY GROUP LTD.

MODULAR INTERIM KITCHEN COMPLEX

HCA - LEE'S SUMMIT MEDICAL CENTER

2100 SE BLUE PKWY, LEE'S SUMMIT, MO 64063

AUTHORITY HAVING JURISDICTION:
CITY OF LEE'S SUMMIT BUILDING DEPT.
MISSOURI DHSS

FACILITY NUMBER:
0972400009

AGENCY APPROVALS:
AGENCY

REVISIONS

REV #

DESCRIPTION

DATE

DATE: 05/23/2025

SCALE:

DRAWN:

REVIEWED:

JOB NUMBER: 6406.24.0001

SHEET INDEX, PROJECT INFORMATION, AREA MAPS, SYMBOLS

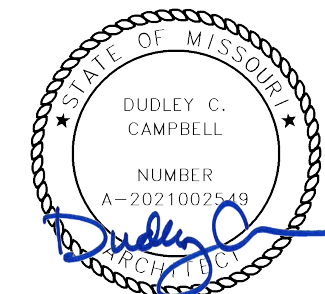
G1101

Autodesk Docx/6406.24 - HCA - Lee's Summit Medical Center (LSMC) - 6406.24.0001 LCA - LSMC Temp Kitchen.rvt
5/22/2025 12:05:06 PM



Devenney Group Ltd., Architects
6900 East Camelback Road
Suite 500
Scottsdale, AZ 85251
T: 602.943.8950
www.devenneygroup.com

Consultant:



DATE SIGNED: 05.22.25

IF THESE PLANS DO NOT BEAR THE SEAL OF A REGISTERED ARCHITECT, THEY ARE TO BE CONSIDERED "PRELIMINARY" AND ARE NOT TO BE USED FOR CONSTRUCTION OR RECORDING. THESE PLANS ARE COPYRIGHTED AND ARE SUBJECT TO COPYRIGHT PROTECTION AS AN "ARCHITECTURAL WORK" UNDER SEC. 102 OF THE COPYRIGHT ACT, 17 U.S.C. AS AMENDED DECEMBER 1990 AND KNOWN AS ARCHITECTURAL WORKS COPYRIGHT PROTECTION ACT OF 1990. THE PROTECTION HEREIN IS NOT LIMITED TO THE OVERALL FORM AS WELL AS THE ARRANGEMENT AND COMPOSITION OF SPACES AND ELEMENTS OF THE DESIGN. UNDER SUCH PROTECTION, UNAUTHORIZED USE OF THESE PLANS CAN LEGALLY RESULT IN THE CESSATION OF CONSTRUCTION OR BUILDINGS BEING SIZED AND/OR MONETARY COMPENSATION TO DEVENNEY GROUP LTD.

MODULAR INTERIM KITCHEN COMPLEX

HCA - LEE'S SUMMIT MEDICAL CENTER
2100 SE BLUE PKWY, LEE'S SUMMIT, MO 64063

AUTHORITY HAVING JURISDICTION:
CITY OF LEE'S SUMMIT BUILDING DEPT.
MISSOURI DHSS

FACILITY NUMBER:
0972400009

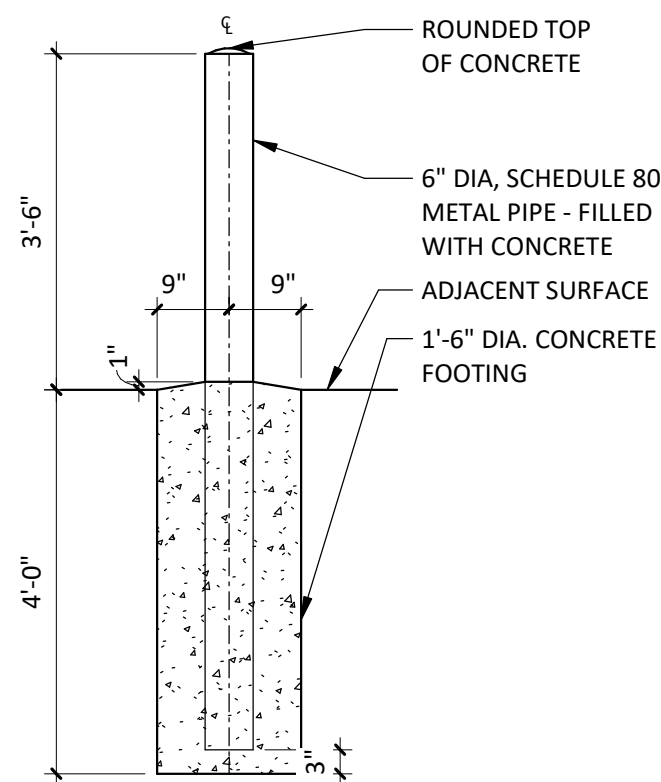
AGENCY APPROVALS:
AGENCY

REVISIONS		
REV #	DESCRIPTION	DATE

DATE: 05/23/2025
SCALE: As indicated
DRAWN:
REVIEWED:
JOB NUMBER: 6406.24.0001

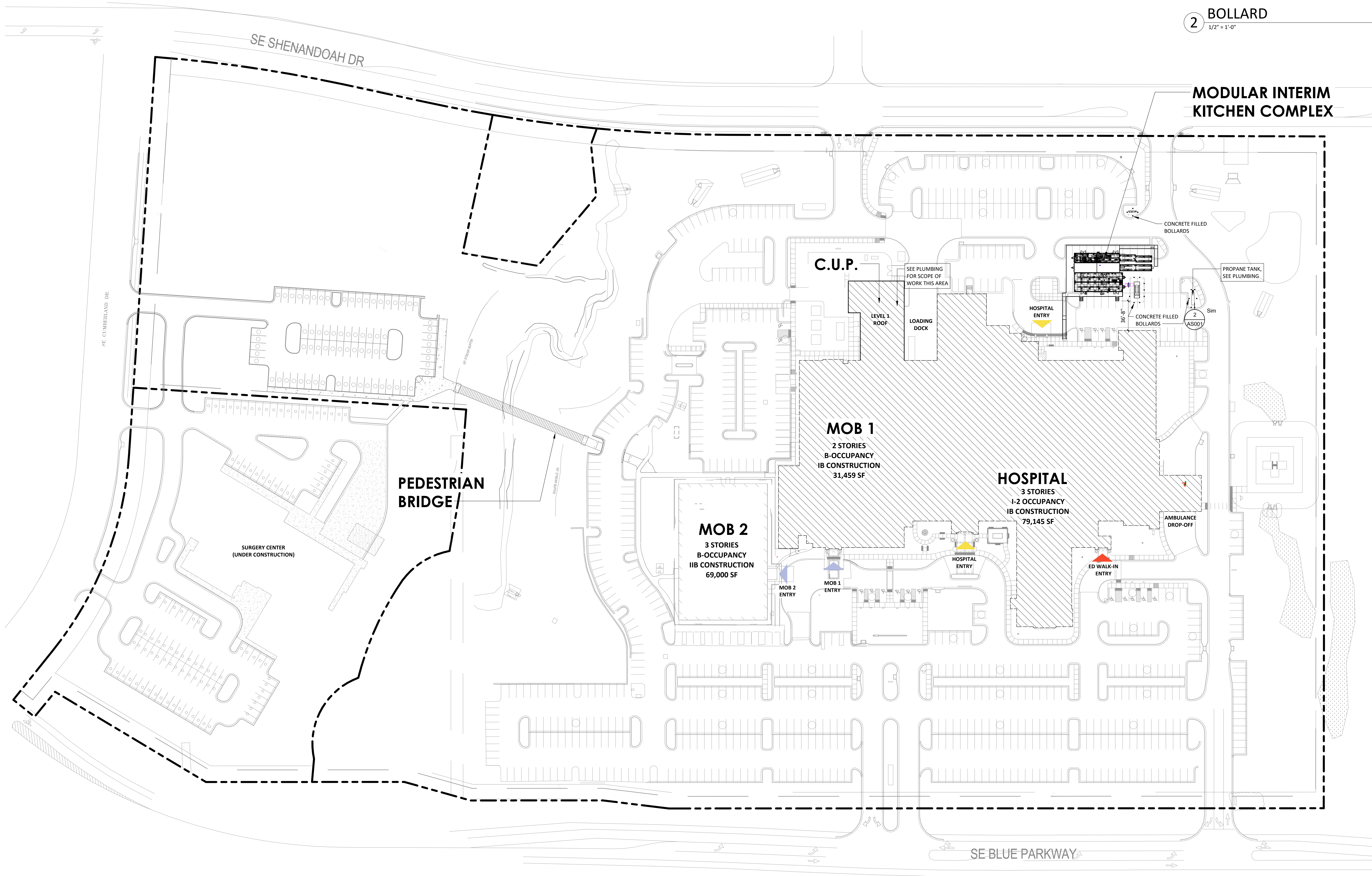
ARCHITECTURAL SITE PLAN

AS001



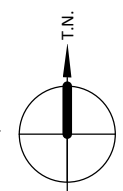
CONCRETE FILLED PIPE BOLLARD

2 1/2" = 1'-0"



1 OVERALL SITE PLAN

1" = 50'-0"



Autodesk Docs/6406.24 - HCA - Lee's Summit Medical Center (LSMC) - r123/6406.24.0001 LCA - LSMC Temp Kitchen.rvt 5/22/2025 12:03:09 PM

FDBY Lee's Summit Complex

COMPLEX DRAWING INDEX

<u>SHEET NO.</u>	<u>SHEET CREATED</u>	<u>DESCRIPTION</u>	<u>REV. NUMBER</u>	<u>REV. DATE</u>	<u>REV. NOTE</u>
G-001		Cover Sheet & Drawing Index			
G-002		Applicable Codes, General Notes & Finish Schedules			
G-003		Door Schedule & Egress Plan			
G-004		Typical 2A & 5B Construction Types			
A-101		Site Plan			
I-101A		Interior Floor Plan & Equipment List			
I-101A		Interior Floor Plan & Equipment List			
I-101B		W833_C849 Interior Complex Plan & Equipment List			
A-103		W712 & W718 Utilities Plan			
A-103B		W833_C849 Utilities Plan			
S-501		W712 & W718 Structural Tie-Down Plans & Details			
S-501B		W833_849 Structural Tie-Down Plans & Details			
S-501C		Mobile Modular Office_Dry Storage Structural Tie-Down Plans & Details			
S-501D		Walk-In Cooler Structural Tie-Down Plans & Details			

M681 DRAWING INDEX

<u>SHEET NO.</u>	<u>SHEET CREATED</u>	<u>DESCRIPTION</u>	<u>REV. NUMBER</u>	<u>REV. DATE</u>	<u>REV. NOTE</u>
(M681) G-001		Cover Sheet & Drawing Index			
(M681) I-101		Interior Floor Plan and Equipment List			
(M681) E-101		Electrical Floor Plan Schematic			
(M681) E-601		Electrical Panel Schedule(S)			
(M681) M-101		HVAC Ducting Plan			
(M681) P-601		Fresh Water Plumbing Schematic			
(M681) P-602		Waste Water Plumbing Schematic			

M682 DRAWING INDEX

<u>SHEET NO.</u>	<u>SHEET CREATED</u>	<u>DESCRIPTION</u>	<u>REV. NUMBER</u>	<u>REV. DATE</u>	<u>REV. NOTE</u>
(M682) G-001		Cover Sheet & Drawing Index			
(M682) I-101		Interior Floor Plan and Equipment List			
(M682) E-101		Electrical Floor Plan Schematic			
(M682) E-601		Electrical Panel Schedule(S)			
(M682) M-101		HVAC Ducting Plan			
(M682) P-601		Fresh Water Plumbing Schematic			
(M682) P-602		Waste Water Plumbing Schematic			

M820 DRAWING INDEX

<u>SHEET NO.</u>	<u>SHEET CREATED</u>	<u>DESCRIPTION</u>	<u>REV. NUMBER</u>	<u>REV. DATE</u>	<u>REV. NOTE</u>
(M820) G-001		Cover Sheet & Drawing Index			
(M820) I-101		Interior Floor Plan and Equipment List			
(M820) E-101		Electrical Floor Plan Schematic			
(M820) E-601		Electrical Panel Schedule(S)			
(M820) M-101		HVAC Ducting Plan			
(M820) P-601		Fresh Water Plumbing Schematic			
(M820) P-602		Waste Water Plumbing Schematic			
(M820) P-603		Gas Plumbing Schematic			

M820 DRAWING INDEX

<u>SHEET NO.</u>	<u>SHEET CREATED</u>	<u>DESCRIPTION</u>	<u>REV. NUMBER</u>	<u>REV. DATE</u>	<u>REV. NOTE</u>
(M820) G-001		Cover Sheet & Drawing Index			
(M820) I-101		Interior Floor Plan and Equipment List			
(M820) E-101		Electrical Floor Plan Schematic			
(M820) E-601		Electrical Panel Schedule(S)			
(M821) M-501		Makeup Air Specifications			
(M821) M-502		Exhaust Hood Plan & Specifications			
(M821) M-503		Exhaust Hood Plan & Specifications			
(M821) M-504		Exhaust Fan & MUA Specs			
(M821) M-505		Exhaust Fan & MUA Specs			
(M821) M-506		Control Panel			
(M821) M-507		MUA Ducting Specifications			
(M821) M-508		Exhaust Fan Elevation			
(M821) P-601		Fresh Water Plumbing Schematic			
(M821) P-602		Waste Water Plumbing Schematic			
(M821) P-603		Gas Plumbing Schematic			

4/11/2025 1:04:04 PM



We Keep You Cooking!™

131 WEST JEFFERSON AVE.
SUITE 223
NAPERVILLE, IL. 60540
630-355-1660
www.kitchenstogo.com

THE DESIGN AND DETAILS DISCLOSED HEREIN ARE THE EXCLUSIVE PROPERTY OF KITCHENS TO GO BY MOBILE MODULAR, AND SHALL NOT BE COPIED OR REPRODUCED IN WHOLE OR IN PART WITHOUT THE PRIOR WRITTEN CONSENT OF KITCHENS TO GO BY MOBILE MODULAR. © KITCHENS TO GO BY MOBILE MODULAR.



MCGRATH RENTCORP.
DBA KITCHENS TO GO
BY MOBILE MODULAR
DBA MOBILE MANAGEMENT CORP.
9876 WEST OLD US 30
ETNA GREEN, IN 46524

**FDBY LEE'S SUMMIT
MEDICAL CENTER**

2100 SE Blue Pkwy
Lee's Summit, MO 64063

REV.	DATE	DESCRIPTION	NAME

DELTA -		REV -	
Drawn By: MMS		Approved By: -	
QUOTE NUMBER L24-050		UNIT NUMBER ----	

11x17 SCALE: N/A
22x34 SCALE: N/A

Cover Sheet & Drawing Index

Sheet

G-001

APPLICABLE CODES										
COUNTY:		Jackson County								
CODES:		CODE USED		STATE AMENDMENTS						
Building		2021 International Building Code								
Plumbing		2021 International Plumbing Code								
Mechanical		2021 International Mechanical Code								
Electrical		2020 NFPA-70 National Electrical Code								
Gas		2021 International Fuel Gas Code								
Energy		2021 International Energy Conservation Code								
Accessibility		2021 International Building Code								
Life Safety		2021 International Building Code								
Fire		2021 International Building Code								
OCCUPANCY TYPE:										
Building		A-2								
Life Safety		A-2								
Building Area		3,412 Sq.Ft.								
ADDRESS:		2100 SE Blue Pkwy, Lee's Summit, MO 64063								
					PROPOSED CONST. TYPE	M681	M682	M820	M821	
CLASSIFICATION:				Type	V-B	V-B	V-B	II-2	II-2	
				Protection						
				Unprotected	X	X	X			
				1 Hr Protected				X	X	
"LIGHT HAZARD" SPRINKLER SYSTEM								X	X	

DESIGN CRITERIA						
		PROPOSED SITE LOADS	M681	M682	M620	M821
ROOF:						
LIVE LOAD (SNOW):		20 PSF	30 PSF	30 PSF	60 PSF	60 PSF
GROUND SNOW LOAD:		20 PSF	30 PSF	30 PSF	60 PSF	60 PSF
FLOOR:						
LIVE LOAD: UNIFORM		100 PSF	100 PSF	100 PSF	100 PSF	100 PSF
CONCENTRATED		2000 LBS	2000 LBS	2000 LBS	2000 LBS	2000 LBS
WIND:						
CODE:		ASCE 7/16	ASCE 7/05	ASCE 7/05	ASCE 7/10	ASCE 7/10
WIND SPEED: Vult =		109 MPH	116 MPH	116 MPH	140 MPH	140 MPH
EXPOSURE CATEGORY:		C	C	C	C	C
SEISMIC CATEGORY:		B	C	C	A	A
FLOODING:		N/A	N/A	N/A	N/A	N/A
ENCLOSURE CLASSIFICATION:		ENCLOSED	ENCLOSED	ENCLOSED	ENCLOSED	ENCLOSED

Egress Requirements			
EGRESS ITEM	REQUIRED		PROVIDED
	BUILDING	LIFE SAFETY	
Number of Exits Required	1	1	4
Minimum Opening Width	36"	36"	72"
Minimum Stair Width	N/A	N/A	N/A

Occupancy Legend	
IBC 2021, TABLE 1004.5	
DINING	ASSEMBLY USE - LESS CONCENTRATED WITHOUT FIXED SEATING 1,417 SF / 15 SF OCC = 95 OCCUPANTS
KITCHEN	1,987 SF / 200 SF OCC = 10 OCCUPANTS

1. DRINKING FOUNTAINS SHALL BE PROVIDED AND INSTALLED BY OTHERS ON SITE.
2. RESTROOM AND HANDICAPPED RESTROOM FACILITIES MUST BE READILY ACCESSIBLE WITHIN 500 FEET TRAVEL DISTANCE OF THIS BUILDING ON THE SITE.
3. DATA PLATES AND LABELS LOCATED ON LOAD CENTER COVER UNLESS OTHERWISE SPECIFIED.
4. FIRE SAFETY PLAN REVIEW & INSPECTION IS RESERVED FOR THE LOCAL FIRE OFFICIAL HAVING JURISDICTION.

THE FOLLOWING ITEMS HAVE NOT BEEN COMPLETED BY THE MANUFACTURER, HAVE NOT BEEN INSPECTED BY TRA AND ARE NOT CERTIFIED BY THE STATE MODULAR LABEL. NOTE THAT THIS LIST DOES NOT NECESSARILY LIMIT THE ITEMS OF WORK AND MATERIAL THAT MAY BE REQUIRED FOR A COMPLETE INSTALLATION. ALL SITE RELATED ITEMS ARE SUBJECT TO LOCAL JURISDICTION APPROVAL. CODE COMPLIANCE MUST BE DETERMINED AT THE LOCAL LEVEL.

1. MAKE UP AIR UNIT.
2. EXHAUST FANS.
3. CONDENSING UNITS.
4. BLOCKING OF UNIT.
5. THE MAIN ELECTRICAL PANEL AND SUBFEEDERS.
6. CONNECTION OF ELECTRICAL CIRCUITS CROSSING OVER MODULE MATELINE(S) - (MULTI-UNITS ONLY).
7. STRUCTURAL AND AESTHETIC INTERCONNECTIONS BETWEEN MODULES (MULTI-UNITS ONLY).
8. RAMPS, STAIRS AND GENERAL ACCESS TO THE BUILDING.

1. UTILITIES HOOK UP

1. COOKING EQUIPMENT
2. SINKS
3. PREP EQUIPMENT

MODEL: A2-D.250-G15-R-MPU
208V, 3PH, 60HZ
MODEL: A3-D.500-G18-MPU
208V, 3PH, 60HZ

M820:
HVAC

MODEL: #YSK090A3S0M**00B0A1B0A0A1
7.5 TON-ROOF TOP A/C UNIT
208V, 3PH, 60HZ

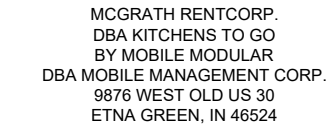
MODEL: W60AYDA15XX4XXE BARD
5 TON-WALL MOUNTED ELECTRIC
208V, 1PH, 60HZ

MODEL: W60AYDA15XX4XXE BARD
5 TON-WALL MOUNTED ELECTRIC
208V, 1PH, 60HZ

ALL VENTS MUST HAVE SCREENS.

WALLS: FIBERGLASS REINFORCED PLASTIC (FRP),
COLOR - WHITE

THE DESIGN AND DETAILS DISCLOSED HEREIN ARE THE EXCLUSIVE PROPERTY OF KITCHENS TO GO BY MOBILE MODULAR, AND SHALL NOT BE COPIED OR REPRODUCED IN WHOLE OR IN PART WITHOUT THE PRIOR WRITTEN CONSENT OF KITCHENS TO GO BY MOBILE MODULAR. © KITCHENS TO GO BY MOBILE MODULAR.



2100 SE Blue Pkwy
Lee's Summit, MO 64086

[illegible]

REV.	DATE	DESCRIPTION	NAME
------	------	-------------	------

DELTA -	REV -
---------	-------

Drawn By: MMS	Approved By: HB/RR
------------------	-----------------------

QUOTE NUMBER	UNIT NUMBER
L24-050	M820, M821, M681, M682

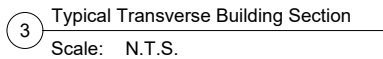
11x17 SCALE: N/A
22x34 SCALE: N/A

Sheet

G-002

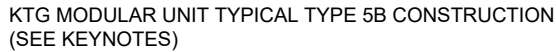
4/11/2025 1:04:04 PM

SUBMITTAL SET



KTG MODULAR UNIT TYPICAL TYPE 2A CONSTRUCTION
(SEE KEYNOTES)

ROOF ASSEMBLY		
E1	RAFTERS:	2 x 10 (#2 SPF), UNTAPERED
E3	SIDE WALL BEAM:	C10's 20 # CHANNEL
E4	CEILING	SUSPENDED (T-GRID) W/ 2" X 4" LAY-IN TILE
E5	TRUE CEILING	(1) LAYER 5/8" TYPE "X" UNFINISHED GYP. BD
E6	INSULATION	R-30 KRAFT FACED (R-19 OVER R-11)
E7	SHEATHING:	5/8" EXTERIOR GRADE PLYWOOD - B-C or B-D (RATED 40/20)
E8	ROOFING	SEE FINISH SCHEDULE
E11	VENTS	AURA VENT SYSTEM

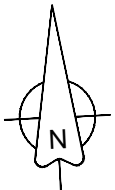
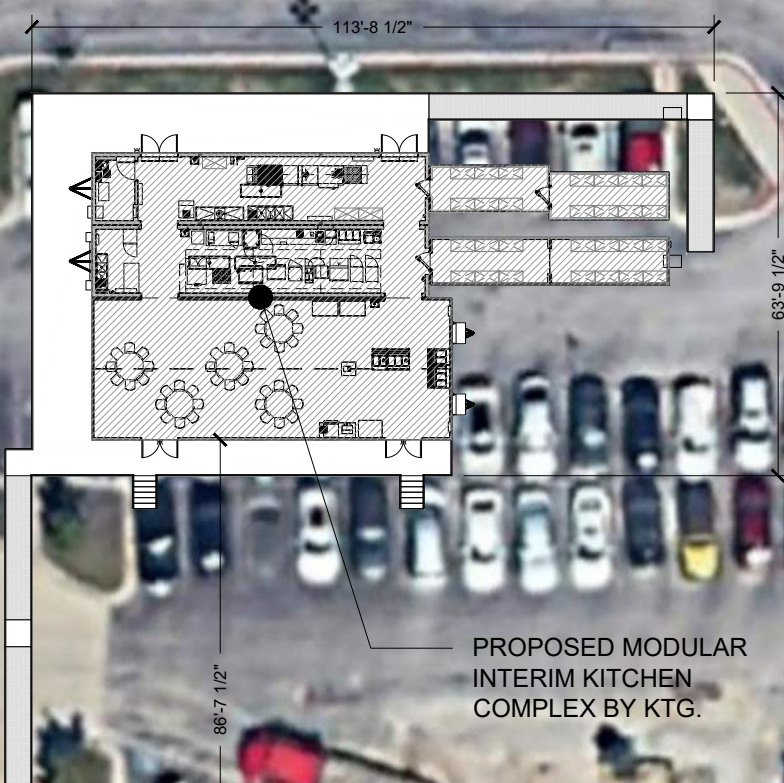


ROOF ASSEMBLY	
E1	RAFTERS: 2 x 10 (W2 SRF), UNTAPERED
E3	SIDE WALL BEAM: C10"x20" # CHANNEL
E4	CEILING: SUSPENDED (T-GRID) W/ 2" X 4" LAY-IN TILE
E5	TRUE CEILING: (1) LAYER 5/8" TYPE "X" UNFINISHED GYP. BD
E6	INSULATION: R-30 KRAFT FACED (R-19 OVER R-11)
E7	SHEATHING: 5/8" EXTERIOR GRADE PLYWOOD - B-C or B-D (RATED 40/20)
E8	ROOFING: SEE FINISH SCHEDULE
E11	VENTS: AURA VENT SYSTEM

SUBMITTAL SET

[illegible]

NOTE:
ADA COMPLIANT RAMPS, STAIRS, PLATFORMS
HANDRAILS AND GENERAL ACCESS TO THE
BUILDING BY KTG ON SITE.

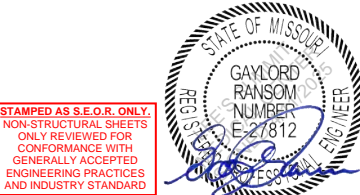


KITCHENS TO GO®
by mobile modular

We Keep You Cooking!

131 WEST JEFFERSON AVE
SUITE 223
NAPERVILLE, IL. 60540
630-355-1660
www.kitchenstogo.com

THE DESIGN AND DETAILS DISCLOSED HEREIN ARE THE EXCLUSIVE PROPERTY OF KITCHENS TO GO BY MOBILE MODULAR, AND SHALL NOT BE COPIED OR REPRODUCED IN WHOLE OR IN PART WITHOUT THE PRIOR WRITTEN CONSENT OF KITCHENS TO GO BY MOBILE MODULAR. © KITCHENS TO GO BY MOBILE MODULAR



MCGRATH RENTCORP.
DBA KITCHENS TO GO
BY MOBILE MODULAR
DBA MOBILE MANAGEMENT CORP
9876 WEST OLD US 30
ETNA GREEN, IN 46524

**FDBY LEE'S SUMMIT
MEDICAL CENTER**

2100 SE Blue Pkwy
Lee's Summit, MO 64063

[illegible]

REV.	DATE	DESCRIPTION	NAM
------	------	-------------	-----

DELTA -	REV -
---------	-------

Drawn By: MMS	Approved By: ---
------------------	---------------------

QUOTE NUMBER	UNIT NUMBER
L24-050	M820, M821, M681, M682

11x17 SCALE: 1/32"=1'-0"
22x34 SCALE: 1/16"=1'-0"

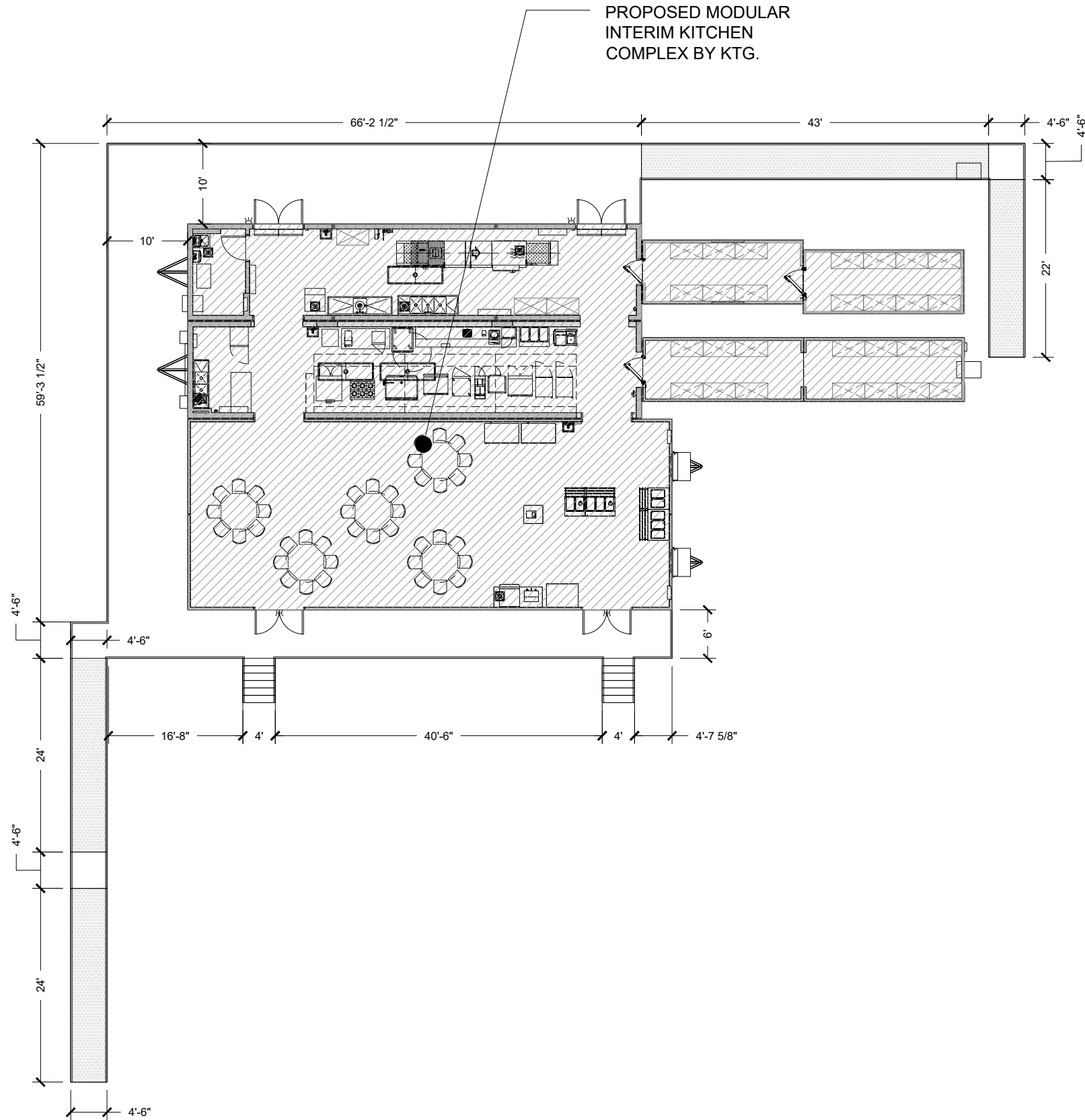
Site Plan

Sheet

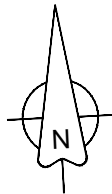
A-101

4/11/2025 1:04:07 PM

SUBMITTAL SET



NOTE:
ADA COMPLIANT RAMPS, STAIRS, PLATFORMS,
HANDRAILS AND GENERAL ACCESS TO THE
BUILDING BY KTG ON SITE.



4/11/2025 1:04:08 PM

SUBMITTAL SET

KITCHENS TO GO®
by mobile modular
We Keep You Cooking!™

131 WEST JEFFERSON AVE.
SUITE 223
NAPERVILLE, IL. 60540
630-355-1660
www.kitchenstogo.com

THE DESIGN AND DETAILS DISCLOSED HEREIN ARE THE EXCLUSIVE PROPERTY OF KITCHENS TO GO BY MOBILE MODULAR AND SHALL NOT BE COPIED OR REPRODUCED IN WHOLE OR IN PART WITHOUT THE PRIOR WRITTEN CONSENT OF KITCHENS TO GO BY MOBILE MODULAR. © KITCHENS TO GO BY MOBILE MODULAR.

STAMPED AS S.E.O.R. ONLY.
NON-STRUCTURAL SHEETS
ONLY REVIEWED FOR
CONFORMANCE WITH
GENERALLY ACCEPTED
ENGINEERING PRACTICES
AND INDUSTRY STANDARD

STATE OF MISSOURI
REGISTERED PROFESSIONAL ENGINEER
GAYLORD RANSOM
NUMBER E-27812

MCGRATH RENTCORP.
DBA KITCHENS TO GO
BY MOBILE MODULAR
DBA MOBILE MANAGEMENT CORP.
9876 WEST OLD US 30
ETNA GREEN, IN 46524

**FDBY LEE'S SUMMIT
MEDICAL CENTER**

2100 SE Blue Pkwy
Lee's Summit, MO 64063

REV.	DATE	DESCRIPTION	NAME
DELTA -		REV -	
Drawn By: MMS		Approved By: ---	
QUOTE NUMBER L24-050		UNIT NUMBER M820, M821, M681, M682	

11x17 SCALE: 1/16"=1'-0"
22x34 SCALE: 1/8"=1'-0"

**Ramps Stairs & Platforms
Plan**

Sheet
A-102