Project		Catalog #		Type	
Prepared by		Notes		Date	

McGraw-Edison

GLEON Galleon

Area / Site Luminaire

Product Features

Light Alchemy™ BAA

Interactive Menu

- Ordering Information page 2
- Mounting Details page 3
- Optical Distributions page 4
- Product Specifications page 4
- Energy and Performance Data page 4
- Control Options page 9

Quick Facts

- Lumen packages range from 4,200 - 80,800 (34W - 640W)
- Efficacy up to 156 LPW
- Options to meet Buy American and other domestic preference requirements

Dimensional Details

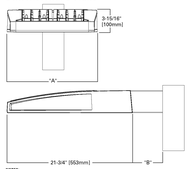

Number of Light Squares	"A" Width	"B" Standard Arm Length	"C" Extended Arm Length *	"D" QM Arm Length	"E" QML Length	"F" QMEA Length
1-4	15-1/2"	7"	10"	10-5/8"	--	16-9/16"
5-6	21-5/8"	7"	10"	10-5/8"	--	16-9/16"
7-8	27-5/8"	7"	13"	10-5/8"	10-5/16"	--
9-10	33-3/4"	7"	16"	--	10-5/16"	--

NOTES:
1. Visit https://www.designlights.org/search/ to confirm qualification. Not all product variations are DLC qualified.
2. ISA Certified for 5000K CCT and warmer only.

Product Certifications

ISO9001 IP66 CE CERTIFIED 3G VIB IP66 CERTIFIED

Connected Systems

- WaveLinx PRO Wireless
- WaveLinx LITE Wireless
- Enlighted

McGraw-Edison — GLEON Galleon

Ordering Information

SAMPLE NUMBER: **GLEON-SAAC-740-U-T4FT-GM**

Product Family [1,2]	Light Engine Configuration	Light Engine Drive Current	Color Temperature	Voltage	Distribution	Mounting	Finish
GLEON=Galleon **BAA**=GLEON=Galleon, Buy American Act Compliant [26] **TAA-GLEON**=Galleon, Trade Agreements Act Compliant [26]	**SA1**=1 Square **SA2**=2 Square **SA3**=3 Square **SA4**=4 Square **SA5**=5 Square **SA6**=6 Square **SA7**=7 Square **SA8**=8 Square **SA9**=9 Square **SA10**=10 Square	**A**=400mA **B**=530mA **C**=700mA	**727**=727K, 2700K **730**=730K, 3000K **740**=740K, 4000K **750**=750K, 5000K **760**=760K, 6000K **827**=827K, 2700K **830**=830K, 3000K **AMB**=Amber, 590nm [18, 19]	**U**=120-277V **1**=120V **2**=208V **3**=240V **4**=277V **8**=480V [14 & 15] **9**=347V [7]	**T2**=Type II **T2R**=Type II Roadway **T3**=Type III **T3R**=Type III Roadway **T4FT**=Type IV Forward Throw **T4W**=Type IV Wide **T5**=Type V Square **5MQ**=Type V Square Medium **5WQ**=Type V Square Wide **5LZ**=Type 5 w/Split Control **5LS**=Type III w/Split Control **5MS**=Type V Square Medium **5LL**=90° Split Light Eliminator Left **5LR**=90° Split Light Eliminator Right **RW**=Rectangular Wide Type 1 **AFL**=Automotive Frontline	**[blank]**=Arm for Round or Square Pole **EA**=Extended Arm [4] **MA**=Mast Arm Adapter [16] **WM**=Wall Mount **QM**=Quick Mount Arm (Standard Length) [5] **QMEA**=Quick Mount Arm (Extended Length) **QML**=Quick Mount Arm (Standard Length, Large) [5]	**AP**=Grey **BZ**=Bronze **BK**=Black **DP**=Dark Platinum **GM**=Graphite Metallic **WH**=White **PLT**=Platinum Color

Options (Add as Suffix)	Controls and Systems Options (Add as Suffix)	Accessories (Order Separately) [20]
DIM=External 0-10V Dimming Leads [16, 17] P=Single Fuse (120, 277 or 347V Specify Voltage) DF=Double Fuse (208, 240 or 480V Specify Voltage) **2IM**=Series 2IM UL 1449 Surge Protective Device **2L**=Two Circuits [16, 17] **HA**=50°C High Ambient **HSS**=Installed House Side Shield [21] **DDBXD**=Dark Bronze Finish, Black [22] **GRDIM**=Glare Reducing Dimming, White [23] **LCF**=Light Square Trim Painted to Match Housing [24] **MT**=Installed Mast Top **TH**=Tool-less Door Hardware **WBC**=Wetlands Backlight Control [25] **L90**=Optics Rotated 90° Left **R90**=Optics Rotated 90° Right **CE**=CE Marking [26] **AH1435**=After Hours Dim, 5 Hours [6] **AH2035**=After Hours Dim, 6 Hours [6] **AH2535**=After Hours Dim, 7 Hours [6] **AH3555**=After Hours Dim, 8 Hours [6] **DALI**=DALI Drivers	**BPC**=Button Type Photocontrol **PR**=NEMA 3-PIN Photocontrol Receptacle **PER7**=NEMA 7-PIN Twistlock Photocontrol Receptacle [8] **SPD2**=Dimming Occupancy Sensor with Bluetooth Interface, 8'- 20' Mounting [9] **SPD4**=Dimming Occupancy Sensor with Bluetooth Interface, 21'- 40' Mounting [9] **MS-L20**=Motion Sensor for ON/OFF Operation, 9'- 20' Mounting Height [9, 10] **MS-L40W**=Motion Sensor for ON/OFF Operation, 21'- 40' Mounting Height [9, 10] **MSLOW-L20**=Motion Sensor for Dimming Operation, 9'- 20' Mounting Height [9, 10] **MSLOW-L40**=Bi-Level Motion Sensor, 21'- 40' Mounting Height [9, 10] **MSDIM-L20**=Motion Sensor for Dimming Operation, 9'- 20' Mounting Height [9, 10] **MSDIM-L40W**=Motion Sensor for Dimming Operation, 21'- 40' Mounting Height [9, 10] **WLSXXX**=WaveLinx LITE, SR Driver, Dimming Motion and Daylight, Bluetooth Programmable, 9'- 40' Mounting [9, 11] **WPXXXX**=WaveLinx PRO, SR Driver, Dimming Motion and Daylight, WAC Programmable, 9'- 40' Mounting [9, 11] **WLEXXX**=WaveLinx LITE, DR Driver, Dimming Motion and Daylight, Bluetooth Programmable, 17'- 40' Mounting [9, 11] **WPEXXX**=WaveLinx PRO, DR Driver, Dimming Motion and Daylight, WAC Programmable, 17'- 40' Mounting [9,10] **LWR-LM**=Enlighted Sensor, E'- 16'- Mounting Height [9] **LWR-LR**=Enlighted Sensor, 16'- 40' Mounting Height [9] **DMS-L-L80**=AirMesh Occupancy Sensor (<8' Mounting) [9] **DMS-L-L20**=AirMesh Occupancy Sensor (9'-20' Mounting) [9] **DMS-L-L40**=AirMesh Occupancy Sensor (21'-40' Mounting) [9]	**OA/RA1013**=Photocontrol Shorting Cap **MA1352**=10kV Surge Module Replacement **MA1107-XX**=Q@180° Tenon Adapter for 2-3/8" O.D. Tenon **MA1107-XX**=Q@180° Tenon Adapter for 2-3/8" O.D. Tenon **MA1107-XX**=Q@180° Tenon Adapter for 2-3/8" O.D. Tenon **MA1108-XX**=Q@90° Tenon Adapter for 2-3/8" O.D. Tenon **MA1109-XX**=Q@90° Tenon Adapter for 2-3/8" O.D. Tenon **MA1110-XX**=Q@90° Tenon Adapter for 2-3/8" O.D. Tenon **MA1111-XX**=Q@120° Tenon Adapter for 2-3/8" O.D. Tenon **MA1112-XX**=Q@120° Tenon Adapter for 2-3/8" O.D. Tenon **MA1113-XX**=Q@120° Tenon Adapter for 2-3/8" O.D. Tenon **MA1020-XX**=Single Tenon Adapter for 3-1/2" O.D. Tenon **MA1029-XX**=Q@180° Tenon Adapter for 3-1/2" O.D. Tenon **MA1103-XX**=Q@120° Tenon Adapter for 3-1/2" O.D. Tenon **MA1104-XX**=Q@90° Tenon Adapter for 3-1/2" O.D. Tenon **MA1105-XX**=Q@90° Tenon Adapter for 3-1/2" O.D. Tenon **MA1106-XX**=Q@90° Tenon Adapter for 3-1/2" O.D. Tenon **ZSBK-100**=Wireless Configuration Tool for Occupancy Sensor [30] **GLEON-MT1**=Field Installed Mesh Top for 1-4 Light Squares **GLEON-MT2**=Field Installed Mesh Top for 5-6 Light Squares **GLEON-MT3**=Field Installed Mesh Top for 7-8 Light Squares **GLEON-MT4**=Field Installed Mesh Top for 9-10 Light Squares **GLEON-QM**=Quick Mount Arm Kit [5] **GLEON-QMEA**=Quick Mount Extended Arm Kit [5] **LSHSS**=Field Installed House Side Shield [21, 29] **LSGLDIM-DW**=Glare Reducing Shield, Black [23, 29] **LSGLDIM-DW-W**=Glare Reducing Shield, White [23, 29] **LSVP01**=Perimeter Shield, Black [29] **WGLC-7P-10A**=WaveLinx Outdoor Control Module [16, 29] **TL2-HHG**= AirMesh 7-PIN node, 110-480V [16, 29]

NOTES:
1. Customer is responsible for engineering analysis to confirm pole and fixture compatibility for all applications. Refer to our white paper WPS130001EN for additional information.
2. Design/Ignite Consortium® Qualified. Refer to www.designlights.org Qualified Products List under Family Models for details.
3. Standard 4000K CCT, nominal 70CRI.
4. Available with Type V Square only. Not intended for use with ungrounded systems, impedance grounded systems or corner grounded systems (commonly known as Three Phase Three Wire Delta, Three Phase Four Wire Delta and Three Phase Corner Grounded Delta systems).
5. Not compatible with 480V.
6. Not compatible with Motion Sensor (MS) or extended quick mount arm (QMEA).
7. Requires the use of an internal step down transformer when combined with sensor options. Not available with sensor at 120hrs. Not available in combination with the HA high ambient and sensor options at 1A.
8. 480V must utilize 10kv system only. Per NEC, not for use with ungrounded systems, impedance grounded systems or corner grounded systems (commonly known as Three Phase Three Wire Delta, Three Phase High Leg Delta and Three Phase Corner Grounded Delta systems.)
9. May be required when two or more luminaires are oriented on a 90° or 120° drilling pattern. Refer to arm mounting requirement table.
10. Factory installed.
11. Not available with sensors.
12. Maximum 8 light squares.
13. Narrow band 590nm +/- 5nm for wildlife and observatory use. Choose drive current X, supplied at 530mA drive current only. Not available with 5MQ, 5MS, 5LZ, 5LS and 5LL distributions. Can be used with HSS option.
14. Not available with 347V option.
15. Not available with HA option.
16. 2L is not available with MS, MS-9 or MS/DIM at 347V or 480V. 2L or DALI through 5A requires a larger housing, normally used on 5 and 6 light units. Pole diameter may be required when mounting two or more fixtures per pole at 90° or 120°. Refer to arm mounting requirement table.
17. Not available with Enlighted wireless sensors.
18. Cannot be used with other control options.
19. Low voltage control lead brought out 18" outside fixture.
20. Order accessories with fixture when possible. Most accessories are no longer an integral photocell.
21. Requires the use of BPC photocontrol or other NEMA 3-PIN photocontrol receptacle with photocontrol accessory. See After Hours Dim supplemental guide for additional information.
22. See fixture with DDBXD finish in QLM catalog for details.
23. This fixture offers a wide range of glare reduction options including high and low modes, sensitivity, time delay, cutoff and more. Consult your lighting representative for more information.
24. Replace X with color code. Only available in black or white.
25. Enlighted wireless sensors are factory installed and require network components LWP-EM-1, LWP-GW-1, and LWP-PoE-8 in appropriate quantities. See website for application information.
26. Not available with House side shield (HSS).
27. Not for use with 5MQ, 5MS, 5LZ, 5LS, 5LL options. A black trim plate is used when HSS is selected.
28. Not available in 5LL, 5LR, 5LZ, 5LS, 5MQ, 5MS, RW, AFL options. Available in 120-277V only.
29. One required for each 4 Light Square.
30. Not available with 347V.
31. Replace XX with sensor color (WH, BZ or BK.).
32. WGC Gateway required to enable field configurability. Order WGC-PoE and WPOE-120 (10 to PoE injector) power supply if required.
33. Smart device with mobile application required to change system defaults. See controls section for details.
34. Only product configurations with these designated prefixes are built to be compliant with the Buy American Act of 1933 (BAA): or Trade Agreements Act of 1979 (TAA), respectively. Please refer to DOMESTIC PREFERENCES website for more information. Components shipped separately may be separately analyzed under domestic preference requirements.
35. For BAA or TAA requirements, Accessories sold separately will be separately analyzed under domestic preference requirements. Consult factory for further information.
36. Available for 2 - 10 inputs.

PS51683724 page 1
March 26, 2025 3:04 PM

Invue

ARB Arbor Post Top

Decorative Luminaire



Product Features

BAA WaveLinx

Interactive Menu

- Order Information page 2
- Product Specifications page 3
- Optical Distributions page 5
- Control Options page 7

Product Certifications

ISO9001 IP66 CE CERTIFIED 3G VIB 1.5G VIB

Connected Systems

- WaveLinx PRO Wireless
- WaveLinx LITE Wireless

Quick Facts

- Low copper content two piece aluminum housing
- Type II, III and IV asymmetric and type V symmetric NEMA distributions
- Up to 110 LPW
- 4000K @ 70 CRI standard, other options are available
- 3G vibration rated (post top) and 1.5G (single/twin pole accessories)
- Wall mount accessories available

Dimensional and Mounting Details

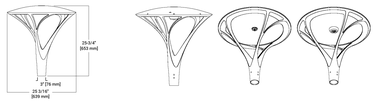

Pole Mount

Pole Mount with WaveLinx

Weight: 37 lbs. [16.8 kgs.]
EPA: 0.9 Sq. Ft.

PS51683724 page 1
March 26, 2025 3:04 PM

Invue — ARB Arbor Post Top

Ordering Information

SAMPLE NUMBER: **ARB-B2-LED-D1-T2-GM**

Product Family [1,2]	Lumens [3]	Lamp Type	Voltage	Distribution	Color [7]
ARB=Arbor Post Top **BAA-ARB**=Arbor Post Top Buy American Act Compliant [34]	**B1**=Nominal 2,500 Lumens **B2**=Nominal 4,500 Lumens **B3**=Nominal 6,500 Lumens **B4**=Nominal 8,500 Lumens [4]	**LED**=Solid State Light Emitting Diodes	**D1**=Dimming Driver (120-277V) **347**=347V [1, 5] **480**=480V [1, 5]	**T2**=Type II **T3**=Type III **T4**=Type IV **T5**=Type V	**AP**=Grey **BZ**=Bronze **BK**=Black **DP**=Dark Platinum **GM**=Graphite Metallic **WH**=White

Options (Add as Suffix)	Accessories (Order Separately) [6]
703B=70 CRI / 3000K CCT [4] **703C**=70 CRI / 3500K CCT [4] **803B**=80 CRI / 3000K CCT [4] **803C**=80 CRI / 3500K CCT [4] **2IM**=Series 2IM UL 1449 Surge Protection Device **2SM**=Parallel 2IM+1 MOV Surge Protection Device **PC**=Button Type Photocell **PER**=NEMA 3-PIN Twistlock Photocontrol Receptacle **PER7**=NEMA 7-PIN Twistlock Photocontrol Receptacle **HA**=50°C High Ambient Temperature **SPD2**=Dimming Occupancy Sensor with Bluetooth Interface, <8' Mounting [9] **SPD8**=Dimming Occupancy Sensor with Bluetooth Interface, 8'-20' Mounting [9] **SPD4**=Dimming Occupancy Sensor with Bluetooth Interface, 21'-40' Mounting [9] **MS-L20**=Motion Sensor for ON/OFF Operation, Maximum 8' Mounting Height [9, 10] **MS-L20**=Motion Sensor for ON/OFF Operation, 9'- 20' Mounting Height [9, 10] **MS-L40W**=Motion Sensor for ON/OFF Operations, 21'- 40' Mounting Height [9, 10] **MSLOW-L08**=Motion Sensor for Dimming Operation, Maximum 8' Mounting Height [9, 10] **MSLOW-L20**=Motion Sensor for Dimming Operation, 9'- 20' Mounting Height [9, 10] **MSLOW-L40W**=Motion Sensor for Dimming Operation, 21'- 40' Mounting Height [9, 10] **WLSXXX**=WaveLinx LITE, SR Driver, Dimming Motion and Daylight, Bluetooth Programmable, 7'- 15' Mounting [9, 11] **WLSXXX**=WaveLinx LITE, SR Driver, Dimming Motion and Daylight, Bluetooth Programmable, 16'- 40' Mounting [9, 11] **WPXXXX**=WaveLinx PRO, SR Driver, Dimming Motion and Daylight, WAC Programmable, 7'- 15' Mounting [9, 11, 18, 19] **WPXXXX**=WaveLinx PRO, DR Driver, Dimming Motion and Daylight, WAC Programmable, 16'- 40' Mounting [9, 11, 18, 19] **LWR-LM**=Enlighted Wireless Sensor, Wide Lens for E'- 16' Mounting Height [9, 25] **LWR-LR**=Enlighted Wireless Sensor, Narrow Lens for 16'- 40' Mounting Height [9, 25] **SLTB**=FIPs Light Dab Driver [20] **DIM**=0-10V External Dimming Leads [9, 21] **VS**=Tempered Glass Vandal Shield **CC**=Coastal Construction [22] **SPBLE**=FDP-351-L2 (Wattstopper DALI sensor) **SPBLE**=FDP-351-L7 (Wattstopper DALI sensor) **TH**=Tool-less hardware **F**=Single Fuse [27]	**ARSA-XX**=Single Pole Mount Arm [9] **ARWM-XX**=Wall Mount Arm **ARTA1X5-XX**=Twin Mount Bracket [9] **ARFA-XX**=Pole Adapter 4" O.D. Pole **PSB-100**=Wireless Configuration Tool for Occupancy Sensor [30] **WGLC-7P-10A**=WaveLinx Outdoor Control Module (7-PIN) [9, 29]

NOTES:
1. Customer is responsible for engineering analysis to confirm pole and fixture compatibility for all applications. Refer to our white paper WPS130001EN for additional information.
2. Fixture slipfits over standard 2-3/8" tenon, 3" O.D. tenon when used with a ARFA4-XX 4" O.D. pole adapter.
3. Standard 4000K CCT, nominal 70CRI.
4. B4 only available with Type V distribution.
5. Requires the use of a step down transformer.
6. Only for use with Type V Square (5MQ), not for use with ungrounded systems, impedance grounded systems or corner grounded systems (commonly known as Three Phase Three Wire Delta, Three Phase Four Wire Delta and Three Phase Corner Grounded Delta systems).
7. Custom and RAL color matching available upon request. Consult your lighting representative for more information.
8. Extended lead times apply. Use dedicated IES files when performing layouts.
9. Not available with Type V Square distribution (5MQ).
10. Controls system is not available with photocontrol (PC), photocontrol receptacle (PER or PER7), or controls systems MS, LWR, DIM or SPB.
11. Not available with HA option.
12. Photocontrol receptacle (PER) may be overly sensitive below -20°C (-4°F).
13. For device to be field-configurable, require WAC Gateway components WAC-POE and WPOE-120 in appropriate quantities. Only compatible with WaveLinx system and software and requires system components to be installed for operation. See website for more WaveLinx application information.
14. Not available on B1 or B4 lumen packages.
15. Enlighted wireless sensors are factory installed and require network components LWP-EM-1, LWP-GW-1, and LWP-PoE-8 in appropriate quantities. See website for application information.
16. Not available with Enlighted sensors.
17. Low voltage control leads brought 18" outside fixture.
18. Replace XX with paint color.
19. Replace X's with color code. Only available in black or white.
20. This tool enables adjustment to Motion Sensor (MS) parameters including high and low modes, sensitivity, time delay, cutoff and more. Consult your lighting representative for more information.
21. Requires 7-PIN NEMA twistlock photocontrol receptacle (PER7) option. The WGLC-7 cannot be used in conjunction with other controls systems (MS or LWR). Operates on 120-347V input voltages. Requires the use of an external step down transformer when used with 347V input voltage.
22. Coastal construction finish salt spray tested to over 5,000 hours per ASTM B117, with a scribe rating of 8 per ASTM D1654.
23. Only product configurations with this designated prefix are built to be compliant with the Buy American Act of 1933 (BAA). Please refer to DOMESTIC PREFERENCES website for more information. Components shipped separately may be separately analyzed under domestic preference requirements.
24. Accessories sold separately will be separately analyzed under domestic preference requirements. Consult factory for further information.
25. Enlighted wireless sensors are factory installed and require Luminr Package B1. See IES files for photometric performance.
26. Must specify voltage (120V, 277V, or 347V) to have the single hot leg.
27. Not available with SLTD option.
28. ISA Certified for 5000K CCT and warmer only

PS51683724 page 2
March 26, 2025 3:04 PM

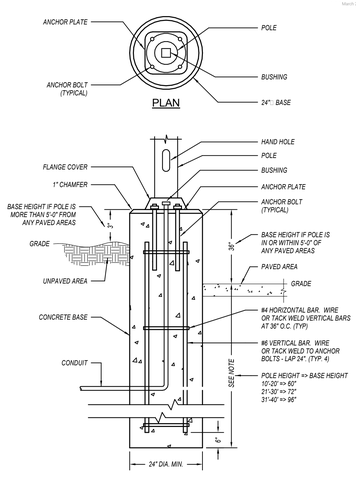

POLE BASE DETAIL

NOT TO SCALE

EXTERIOR LIGHT FIXTURE SCHEDULE

FIXTURE TYPE	MANUFACTURER	CATALOG NUMBER	DESCRIPTION	LED MODULE / DRIVER IR	WATTS	LUMENS	CRI	CCT	DIMMING	VOLTAGE	REMARKS
S1	MCGRAW-EDISON	GALLEON LED GLEON SERIES	POLE MOUNTED AREA LIGHT. LOW-PROFILE, DIE-CAST ALUMINUM HOUSING. EIGHT SQUARE LED ARRAYS - REFER TO LAMP DESCRIPTION FOR QUANTITY. IES TYPE IV WIDE DISTRIBUTION. DIE CAST ALUMINUM MOUNTING ARM. PROVIDE WITH 12' HIGH, SQUARE STRAIGHT STEEL POLE. POWDER COAT FINISH DARK BRONZE - COORDINATE EXACT COLOR WITH ARCHITECT AND OWNER.	SA3C	186	21,442	70	3000K	NO	120	1
S2	MCGRAW-EDISON	GALLEON LED GLEON SERIES	SAME AS TYPE S1 EXCEPT WITH HOUSE SIDE SHIELD.	SA3C	186	21,442	70	3000K	NO	120	1
K	INVUE LIGHTING	ARBOR POST TOP SERIES	DECORATIVE POST-TOP SINGLE-HEAD LIGHT, LED, WITH TWO-PIECE IP66 RATED CORROSION RESISTANT ALUMINUM HOUSING. WAVESTREAM LED OPTICS. TYPE V DISTRIBUTION WITH 5° ROUND. ALUMINUM, TAPERED 16'-0" TALL POLE BASE WITH COVER.	B4	99	9464	70	3000K	NO	120	1

REMARKS:
1. FURNISH WITH AND INSTALL ALL NECESSARY HARDWARE AND MOUNTING BRACKETS.

GENERAL NOTES (APPLICABLE TO ALL FIXTURES):
1) EQUALS ARE ACCEPTABLE ON ALL LIGHT FIXTURES UNLESS SPECIFICALLY NOTED OTHERWISE. REFER TO SPECIFICATIONS FOR APPROVED EQUAL FIXTURE MANUFACTURERS.
2) ALL DRIVERS ARE INTEGRAL TO FIXTURE UNLESS NOTED OTHERWISE. REFER TO SPECIFICATIONS FOR ADDITIONAL FIXTURE/DRIVER/BALLAST REQUIREMENTS.
3) ALL FIXTURES WITH PAINTED METAL PARTS SHALL BE PAINTED AFTER FABRICATION.
4) LUMENS LISTED FOR LED FIXTURES ARE GENERALLY DELIVERED LUMENS UNLESS NOTED OTHERWISE.
5) ALL EXTERIOR LED FIXTURES ARE FULL CUTOFF UNLESS NOTED OTHERWISE.

PARKING LOT STATISTICS

DESCRIPTION	MAINTAINED LIGHTING LEVELS AVG	MIN	MAX	UNIFORMITY AVG/MIN	MAX/MIN
SITE LIGHTING	2.6	0.0	0.6	10.3:1	4.2:1
NORTH BOUNDARY	N/A	N/A	N/A	N/A	N/A
SOUTH BOUNDARY	0.0	0.0	0.0	N/A	N/A
WEST BOUNDARY	0.0	0.2	0.0	N/A	N/A
PEDESTRIAN LIGHTING	2.3	1.0	1.0	4.0:1	2.3:1

NOTES:
1. NUMBERS INDICATE FOOTCANDLE LEVELS AT GRADE.
2. CALCULATIONS PERFORMED USING VISUAL 2.05.
3. THERE SHALL BE NO DIRECT ILLUMINATION OF RESIDENTIAL PROPERTIES ADJACENT TO THIS PROPERTY OR ACROSS PUBLIC RIGHT-OF-WAY.

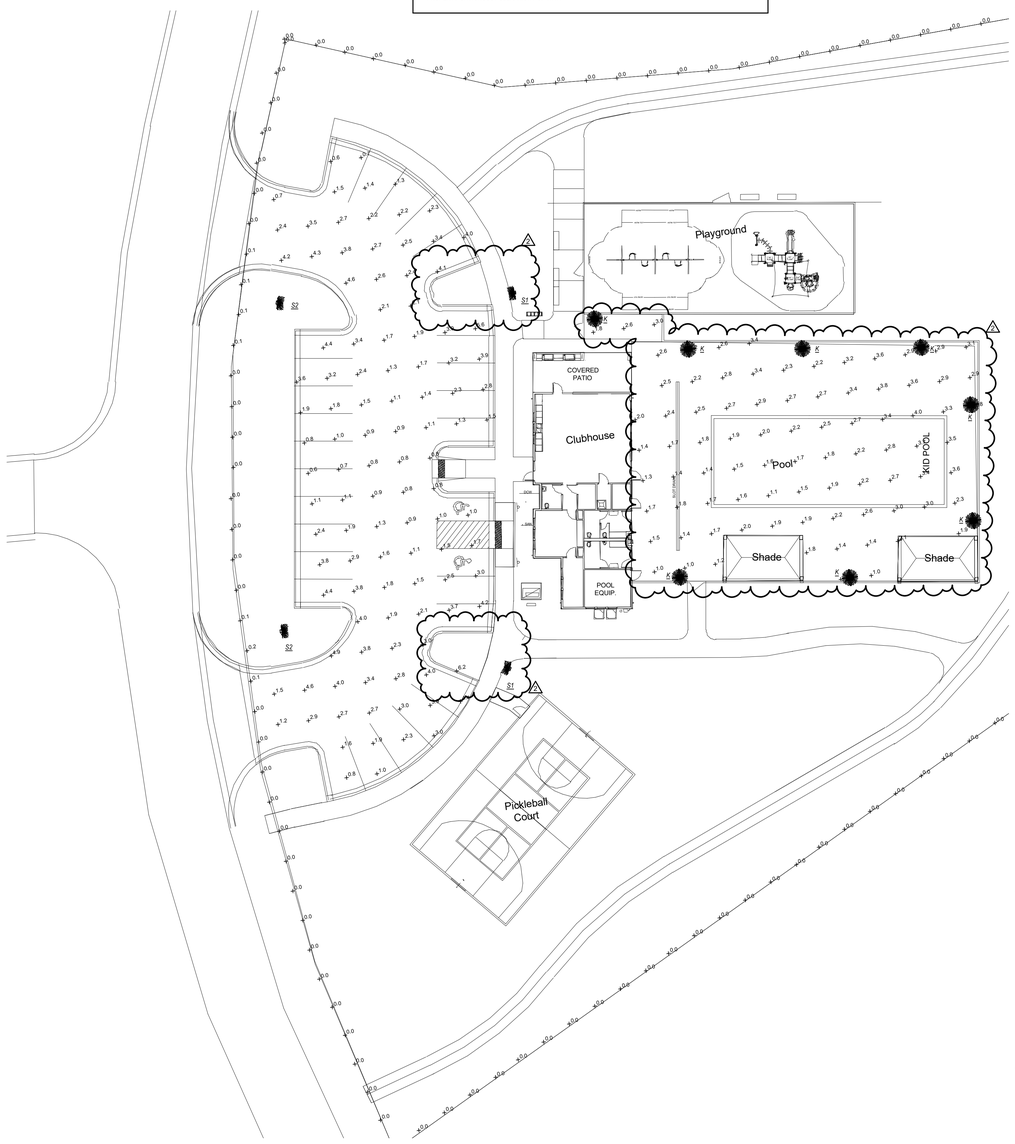

SITE PLAN PHOTOMETRICS
SCALE: 1" = 20'-0"

pkmr ENGINEERS
PEARSON KENT MCKINLEY RAAF ENGINEERS, LLC
13300 W BETH STREET LENEXA, KS 66215
913.492.2400 WWW.PKMRENG.COM
MO State Certificate of Authority #E-2002020886
24.046

CAA collins|webb ARCHITECTURE
3078 SW Market St., Lee's Summit, Missouri 64063 | 816.249.2270 | www.collinswebb.com

CONSTRUCTION DRAWINGS

BAILEY FARMS CLUBHOUSE
LEE'S SUMMIT, MO

COPYRIGHT © BY
COLLINS WEBB
ARCHITECTURE, LLC

REVISION DATES:

1	Revision 1	11/8/2024
2	FDP Comments	5/20/2025

STATE OF MISSOURI — DARREN E. THRASHER — NUMBER PE-2014007277 — PROFESSIONAL ENGINEER
5/20/25
Darren E. Thrasher - Engineer
License No. PE-2014007277
PROFESSIONAL SEAL

E001

ISSUE DATE: 06/26/2024
COLLINS WEBB #: 23115

SITE PHOTOMETRIC PLAN

6/5/2025 8:14:36 AM