

*QuikTrip Store No. 0183  
1001 SW Blue Parkway  
Lee's Summit 64063*

*Front Center Building Sign  
CL-60-F*



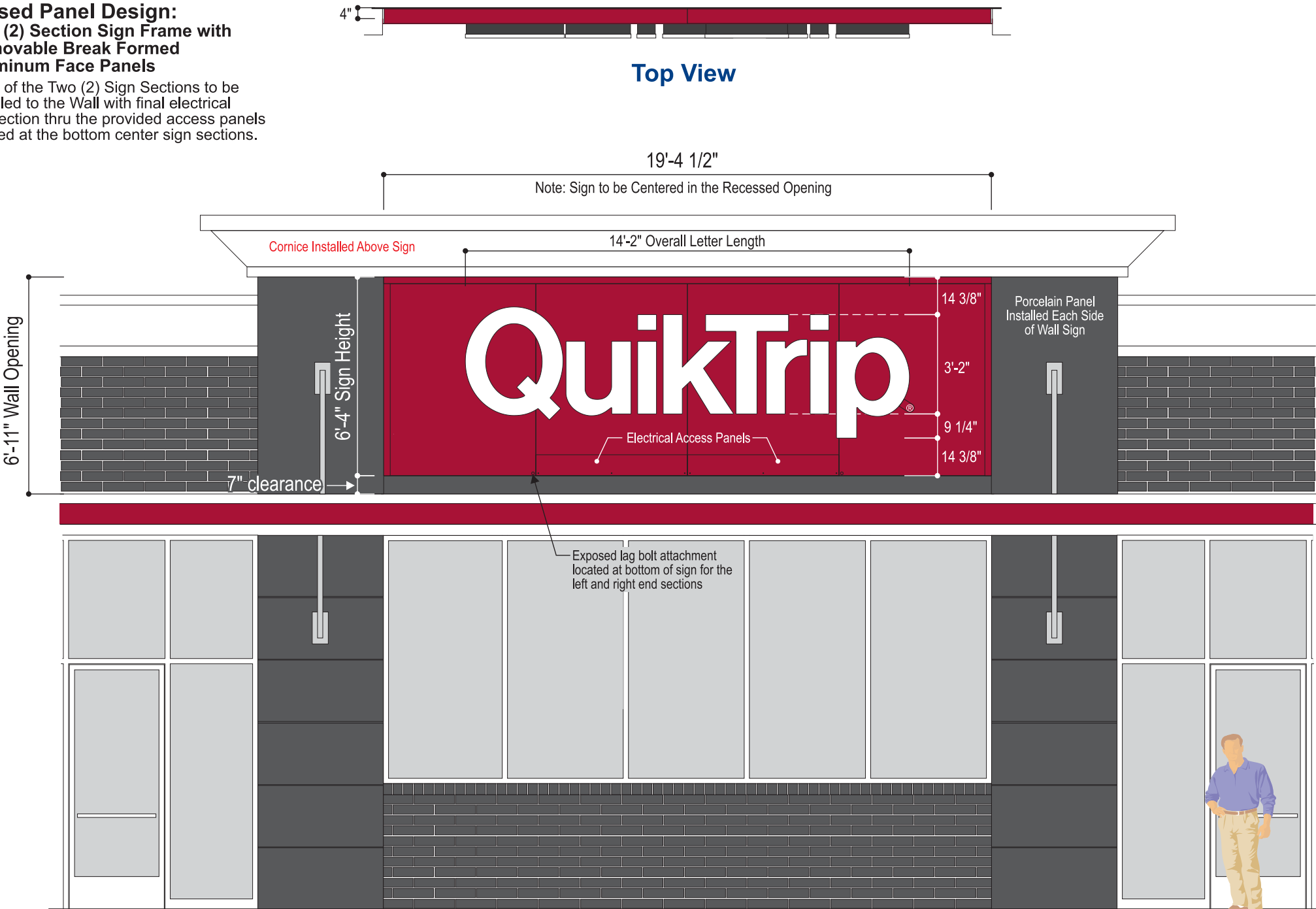
Gen III Sign Design

**Raised Panel Design:**  
Two (2) Section Sign Frame with  
Removable Break Formed  
Aluminum Face Panels

Each of the Two (2) Sign Sections to be  
installed to the Wall with final electrical  
connection thru the provided access panels  
located at the bottom center sign sections.

Sign Manufactured in Two (2) Equal Half Sections.  
Fabricated Aluminum Wall Sign with Projected Aluminum Channel Letters  
Internally Illuminated White LED Formed Evonik Cyro SG-7328 Face Panels

24V Max LED



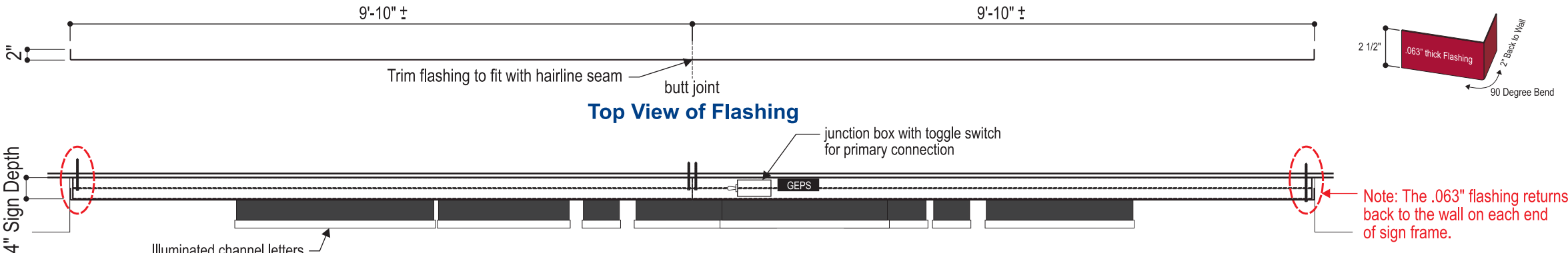
- COLOR REFERENCE:**  
NOTE: AKZO NOBLE PAINT SPECIFIED FOR ALL PAINTED SURFACES
- EMBOSSSED FACE PANELS: TRANSLUCENT WHITE EVONIK CYRO SG-7328 NON-GLARE FINISH
  - QT RED, AKZO NOBLE PAINT MATCH 3M CARDINAL RED TRANSLUCENT VINYL #3632-53, SATIN FINISH
  - LETTER RETURNS TO BE AKZO NOBLE PAINT MATCH TO BENJAMIN MOORE #2134-30 IRON MOUNTAIN





# G3S CL-60-F Construction Detail

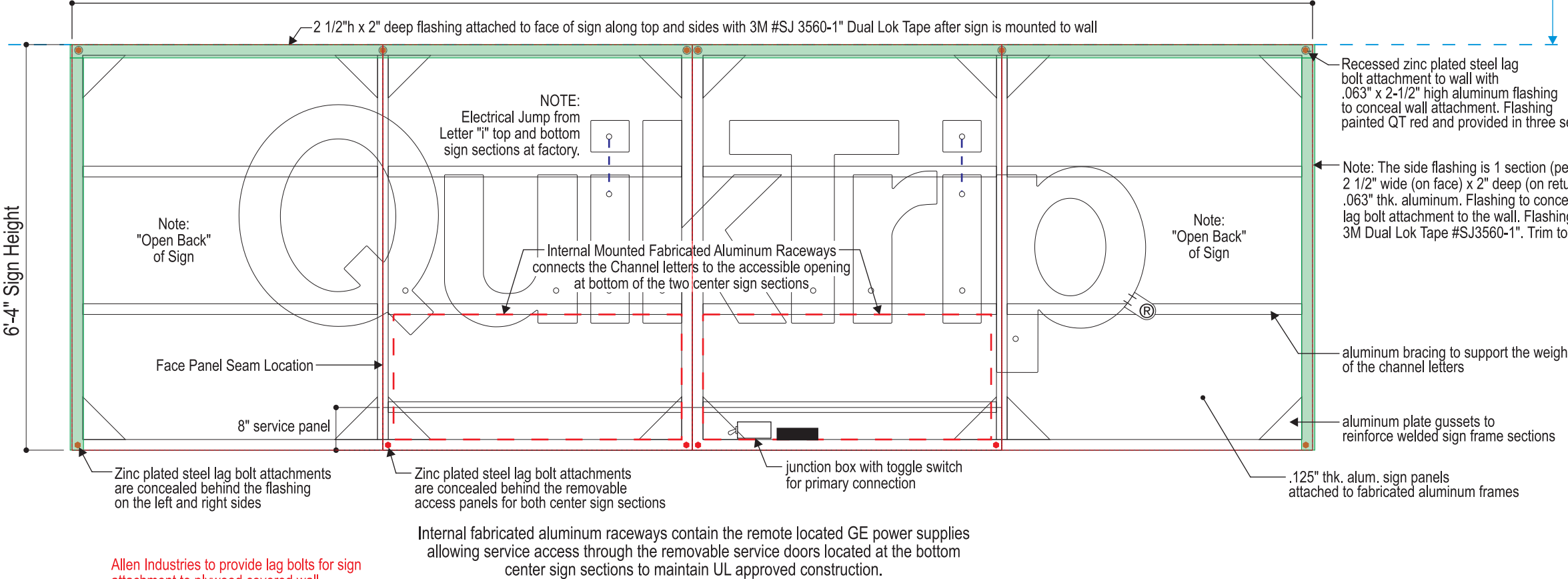

Note: The top flashing is 2 sections of 10'-0" long x 2 1/2" wide with 2" return x .063" thk. aluminum and breaks back 2" (by installer) to the wall on each end of sign frame.  
Flashing to conceal the recessed Lag Bolt attachment to the wall. Flashing attached with 3M Dual Lok Tape #SJ3560-1". Trim to fit in field.



**24V Max LED**

**Sign Manufactured in Two (2) Equal Half Sections.**  
19'-4 1/2" Sign Background Length

NOTE: Installer to strike a chalk line 1'-8" below top of masonry at front elevation. Set top finished surface of box sign to align with chalk line to allow for coping installation



.125" alum. break-formed "L" bracket. Bracket is painted BM #2134-30 Iron Mountain, Front surface is laminated with 3M Cardinal red vinyl #3632-53. White vinyl ® is applied red vinyl surface.



**Allen Industries**  
FILE NUMBER: E212503

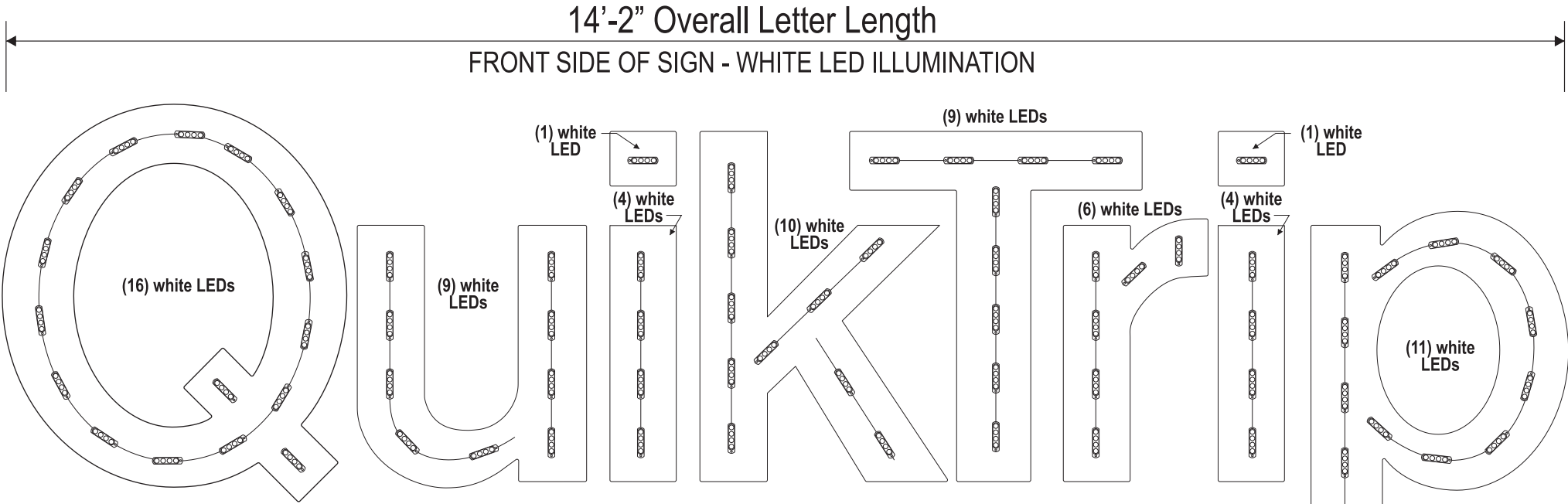
Allen Industries to provide lag bolts for sign attachment to plywood covered wall.  
18 Total Qty. - 16 req'd + 2 extra - 3/8" x 6" Steel lag Bolts

**Front View - Sign Type G3S CL-60-F**  
Scale 1/2" = 1'-0"





24V Max LED



### White LED Interior Illumination

Scale 3/4" = 1'-0"

- ◆ TOTAL: APP. 71 TOTAL WHITE TETRA MAX LED MODULES
- (1) GEPS24-100U LED Power Supplies



GE TETRA MAX #GEMX2471-W1 7100K WHITE,  
4 LEDs PER MODULE, SPACED 8" ON CENTER.  
100' = 150 MODULES PER PACKAGE  
(CAN CUT BETWEEN EVERY MODULE)  
12 AWG SUPPLY WIRE, 40' MAX. WIRE LIMITS  
GE POWER SUPPLY:  
GEPS24-100U **PULLS MAX. 130 MODULES**  
(87 FT. PER POWER SUPPLY)  
ENERGY CONSUMPTION: STRIP: 0.73 W/MODULE  
AMP LOAD = APP. 3 AMPS





# Gen III Sign Design

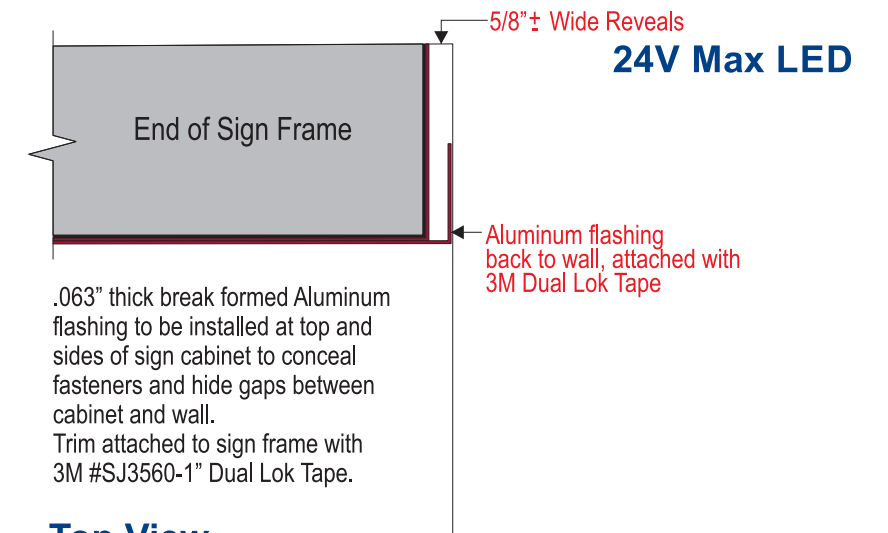
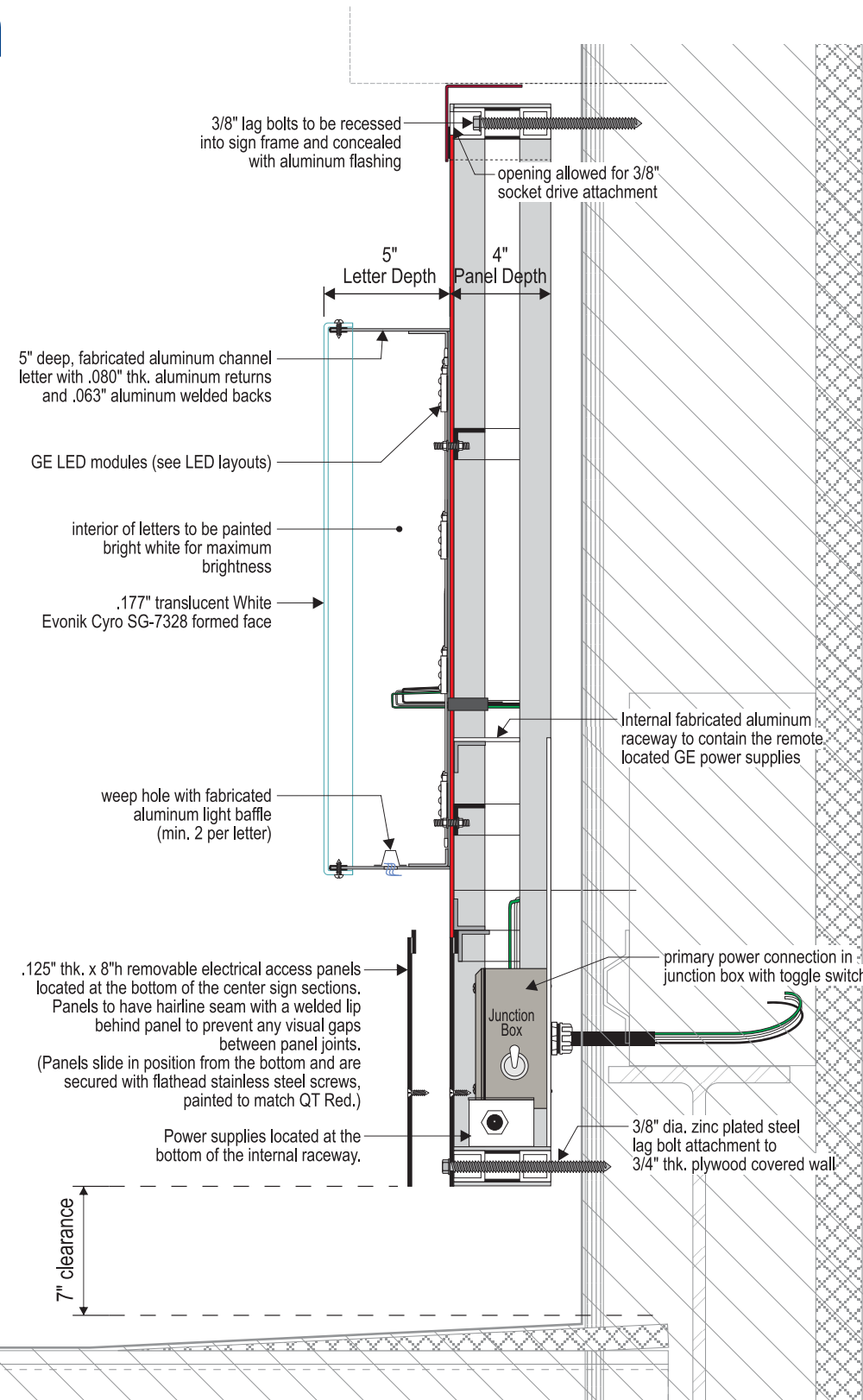
## G3S CL-60-F

Drawing for Representation of Sign and Channel Letter Construction.  
Actual Construction may vary slightly.

removable .177" translucent White  
Evonik Cyro SG-7328 formed face

NOTE: Screw holes need to be oversized  
to allow expansion and contraction of the  
formed faces. Screws cannot be overtightened.

**Side View Construction Detail**  
**LED Illuminated Letter**  
Scale 3/16" = 1"



**Top View**  
**Top Trim Detail**  
Scale 1/4" = 1"





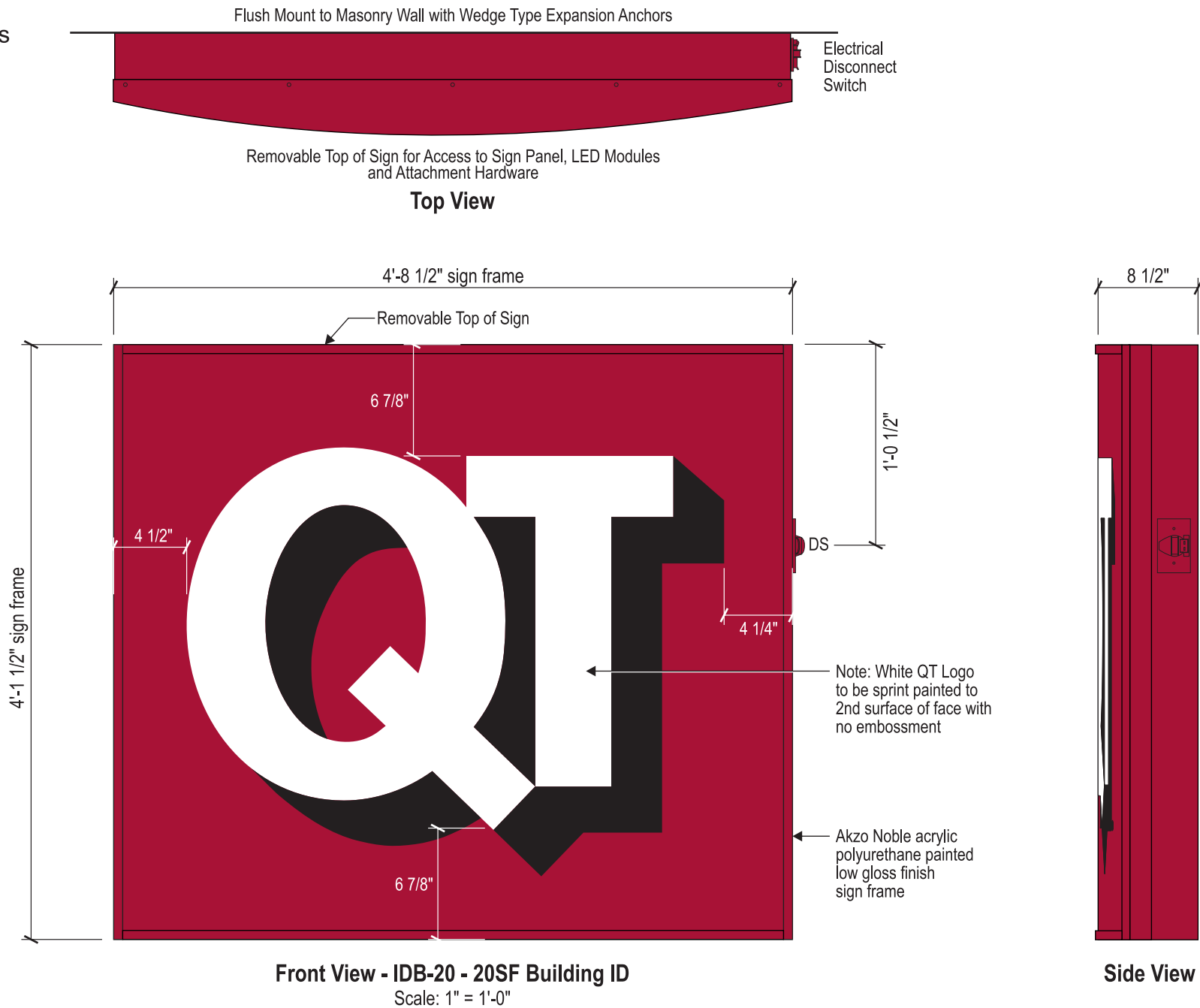
*QuikTrip Store No. 0183  
1001 SW Blue Parkway  
Lee's Summit 64063*

*Outer Building Signs  
IDB-20*



G3S  
IDB-20  
20SF Building ID Sign



- Flat bowed face panel and 3/4" wide face retainers
- 19.42 SF of Sign Area



G3S COLOR PALETTE

	AKZO NOBLE OPAQUE SILVER		AKZO NOBLE BLACK - LOW GLOSS		AKZO NOBLE MATCH 3M CARDINAL RED #3632-53 TRANSLUCENT VINYL
	AKZO NOBLE TRANSLUCENT WHITE		INTERIOR OF SIGN WHITE - MATTE FINISH		AKZO NOBLE MATCH PMS 349C

DIRECTIONAL COPY & ARROW COLOR:

	3M DAY/NIGHT VINYL #3635-0171 FILM FOR 2ND SURFACE APPLICATION OF THE DIRECTIONAL COPY & ARROW. DK GRAY/DAY - LT. GRAY / NIGHT
	

Cyro: Acrylite Resist 65, .177" thickness,  
face panels with 2nd surface painted  
background colors and graphics.

Regarding Fabrication Fit & Finish of All QT Signs:

- Visible fabrication seams and welded joints are to be sanded smooth, filled and finished to QT specifications.
- Any visible fasteners are to be countersunk and have painted heads.
- Face retainers must fit flush and have even, minimal seams.
- Any variation from this directive must be brought to the attention of the QT Quality Control Manager without delay.





G3S  
IDB-20  
20SF Building ID Sign

- Flat bowed face panel and 3/4" wide face retainers
- 19.42 SF of Sign Area



LED Specification

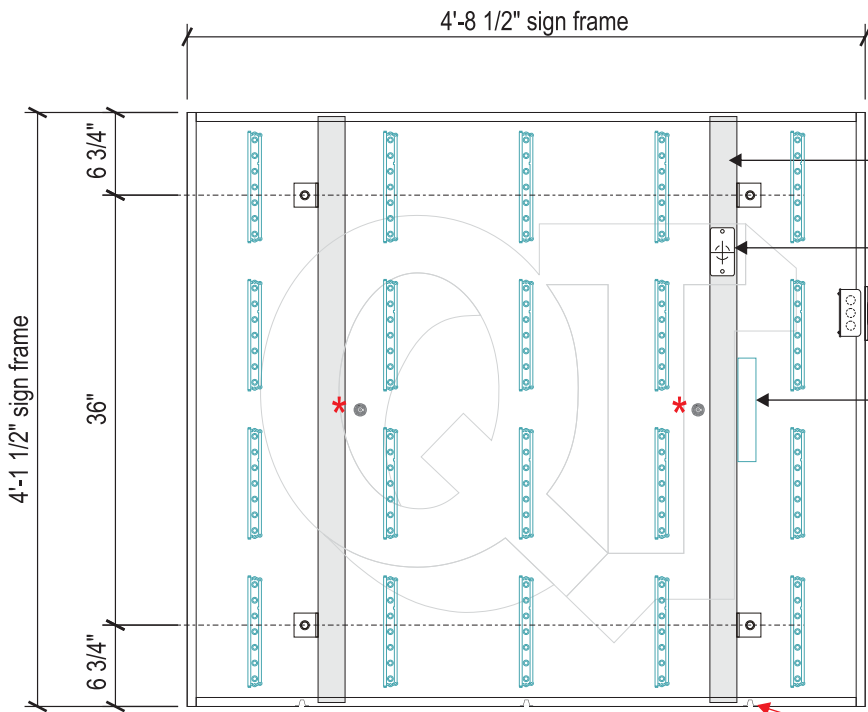
**E** 25 ea. GESS2471-2  
1 ea. GEPS24-100U-NA  
Total Electrical Amp Load = 1.1 Amps  
One (1) 120 Volt - 20 Amp  
Circuit Breaker Required for Sign



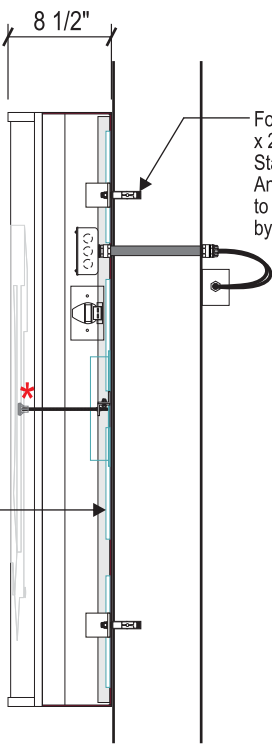
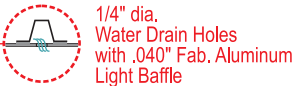
**LED DETAIL**  
#GESS2471-2 24 VOLT SINGLE SIDED  
LED Internal Illumination powered by  
GE Power Supply #GEPS24-100U-NA  
120-277 VAC 50/60 HZ  
Input Current 1.1 Amp  
Output Current 4.0 Amps Single Output  
*Note: 36 Module Max. Load per Power Supply*



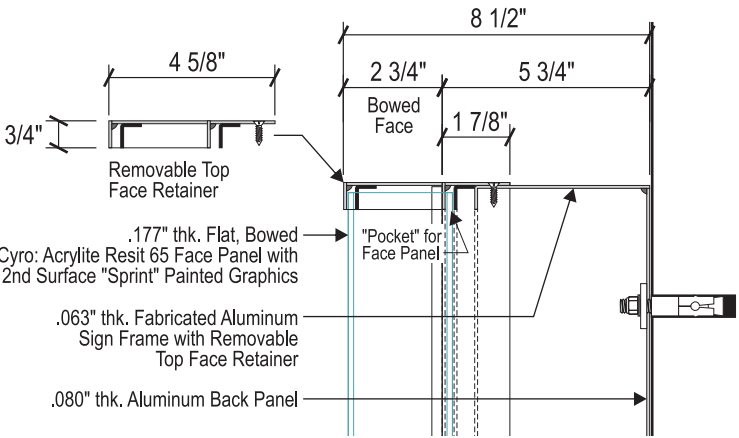

Top View  
Scale: 3/4" = 1'-0"



Front View - IDB-20 - 20SF Building ID  
Scale: 3/4" = 1'-0"



Side View



Side Section View  
Scale: 3/16" = 1"

G3S COLOR PALETTE

	AKZO NOBLE OPAQUE SILVER		AKZO NOBLE BLACK - LOW GLOSS		AKZO NOBLE MATCH 3M CARDINAL RED #3632-53 TRANSLUCENT VINYL
	AKZO NOBLE TRANSLUCENT WHITE		INTERIOR OF SIGN WHITE - MATTE FINISH		AKZO NOBLE MATCH PMS 349C

DIRECTIONAL COPY & ARROW COLOR:

	3M DAY/NIGHT VINYL #3635-0171 FILM FOR 2ND SURFACE APPLICATION OF THE DIRECTIONAL COPY & ARROW. DK GRAY/DAY - LT. GRAY / NIGHT

**Cyro: Acrylite Resist 65, .177" thickness,**  
face panels with 2nd surface painted  
background colors and graphics.

Regarding Fabrication Fit & Finish of All QT Signs:

- Visible fabrication seams and welded joints are to be sanded smooth, filled and finished to QT specifications.
- Any visible fasteners are to be countersunk and have painted heads.
- Face retainers must fit flush and have even, minimal seams.
- Any variation from this directive must be brought to the attention of the QT Quality Control Manager without delay.





G3S  
IDB-20  
20SF Building ID Sign

- Flat bowed face panel and 3/4" wide face retainers
- 19.42 SF of Sign Area



Building Elevation  
Scale: NTS

G3S COLOR PALETTE

	AKZO NOBLE OPAQUE SILVER		AKZO NOBLE BLACK - LOW GLOSS		AKZO NOBLE MATCH 3M CARDINAL RED #3632-53 TRANSLUCENT VINYL
	AKZO NOBLE TRANSLUCENT WHITE		INTERIOR OF SIGN WHITE - MATTE FINISH		AKZO NOBLE MATCH PMS 349C

DIRECTIONAL COPY & ARROW COLOR:

DAY	3M DAY/NIGHT VINYL #3635-0171 FILM FOR 2ND SURFACE APPLICATION OF THE DIRECTIONAL COPY & ARROW. DK GRAY/DAY - LT. GRAY / NIGHT
NIGHT	

Cyro: Acrylite Resist 65, .177" thickness,  
face panels with 2nd surface painted  
background colors and graphics.

Regarding Fabrication Fit & Finish of All QT Signs:

- Visible fabrication seams and welded joints are to be sanded smooth, filled and finished to QT specifications.
- Any visible fasteners are to be countersunk and have painted heads.
- Face retainers must fit flush and have even, minimal seams.
- Any variation from this directive must be brought to the attention of the QT Quality Control Manager without delay.


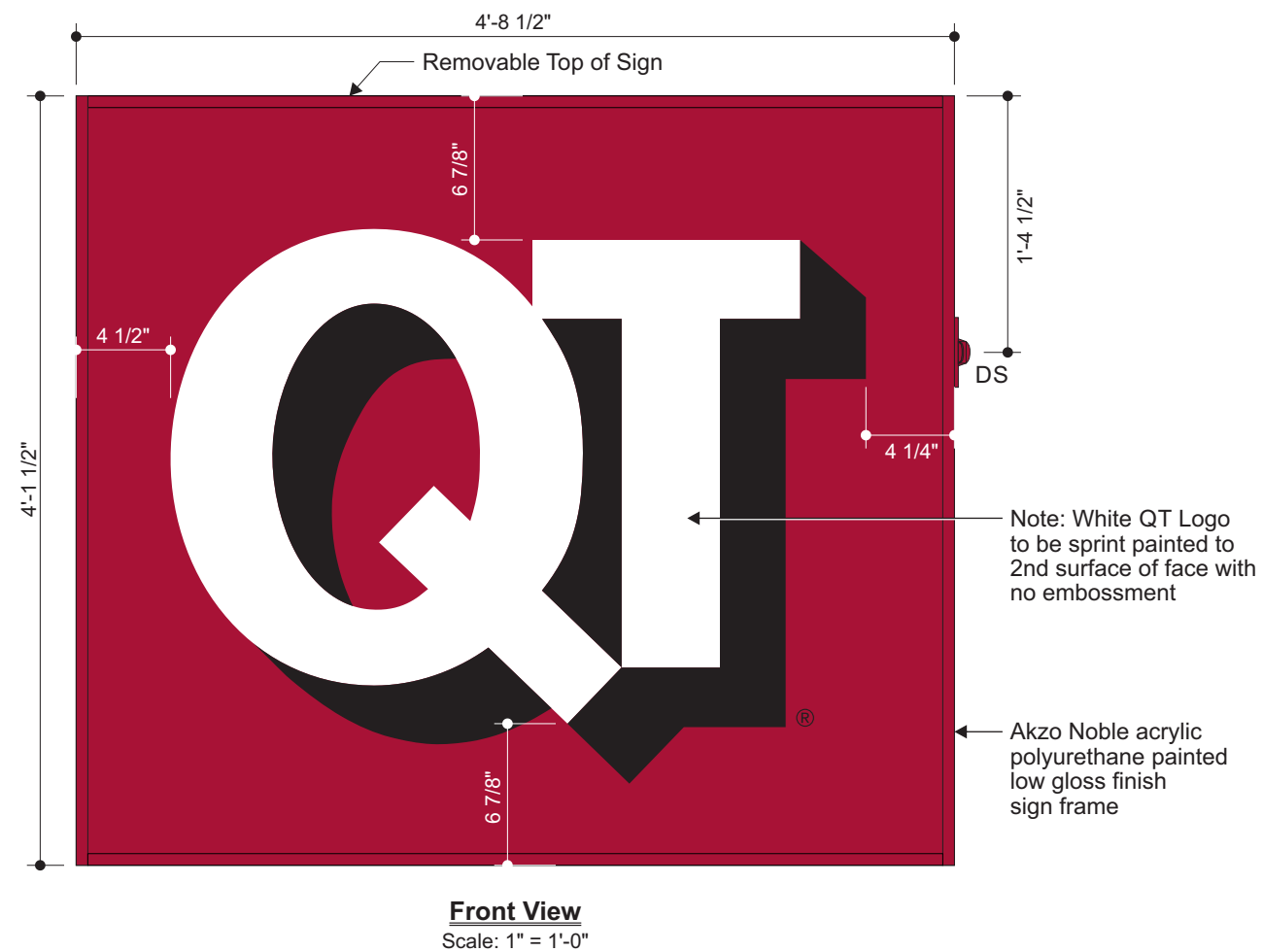





*QuikTrip Store No. 0183  
1001 SW Blue Parkway  
Lee's Summit 64063*

*Canopy Sign  
IDC-20*





## IDC-20 20 SF Building ID Sign

- Flat Bowed Face Panel and 3/4" Wide Face Retainers
- 19.42 Square Feet Sign Area




### Color Specifications

All Paint Finishes to be Akzo Nobel

	Opaque Silver
	Translucent White
	Black - Low Gloss
	Matte White (Interior of Sign)
	Match 3M Cardinal Red #3632-53
	Match PMS 349C

### Regarding Fabrication Fit & Finish of All QT Signs:

- Visible fabrication seams and welded joints are to be sanded smooth, filled and finished to QT specifications.
- Any visible fasteners are to be countersunk and have painted heads.
- Face retainers must fit flush and have even, minimal seams.
- Any variation from this directive must be brought to the attention of the QT Quality Control Manager without delay.





## Construction Details

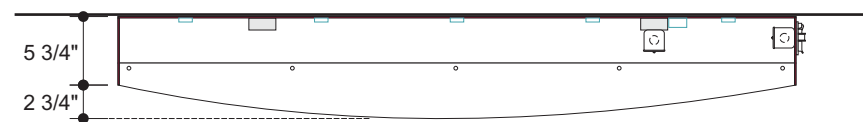


### LED Specification

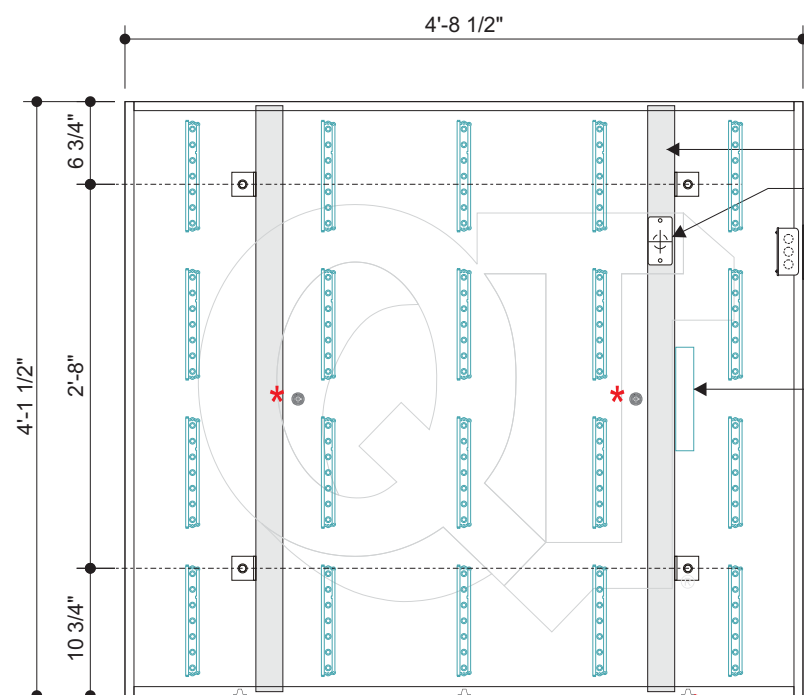
**E** 20 ea. GESS2471-2  
1 ea. GEPS24-100U-NA  
Total Electrical Amp Load = 1.1 Amps  
One (1) 120 Volt - 20 Amp  
Circuit Breaker Required for Sign



**LED DETAIL**  
#GESS2471-2 24 VOLT SINGLE SIDED  
LED Internal Illumination powered by  
GE Power Supply #GEPS24-100U-NA  
120-277 VAC 50/60 HZ  
Input Current 1.1 Amp  
Output Current 4.0 Amps Single Output  
**Note: 36 Module Max. Load per Power Supply**



**Top View**



**Front View**  
Scale: 3/4" = 1'-0"

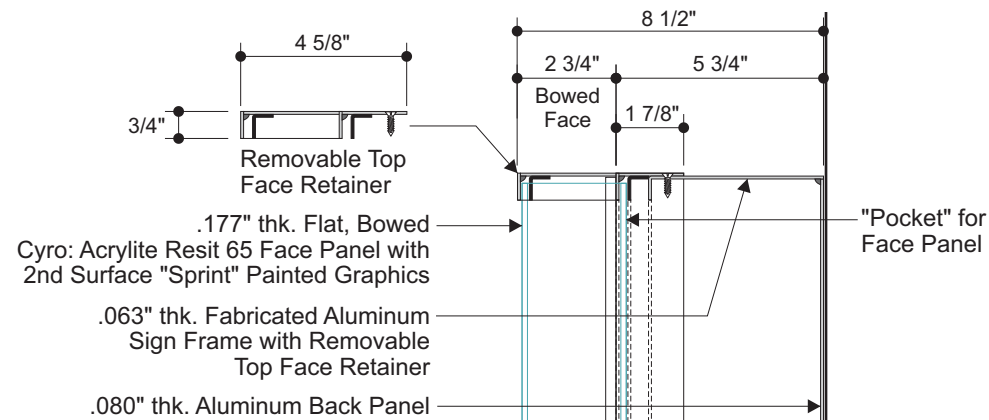


1/4" dia.  
Water Drain Holes  
with .040" Fab. Aluminum  
Light Baffle

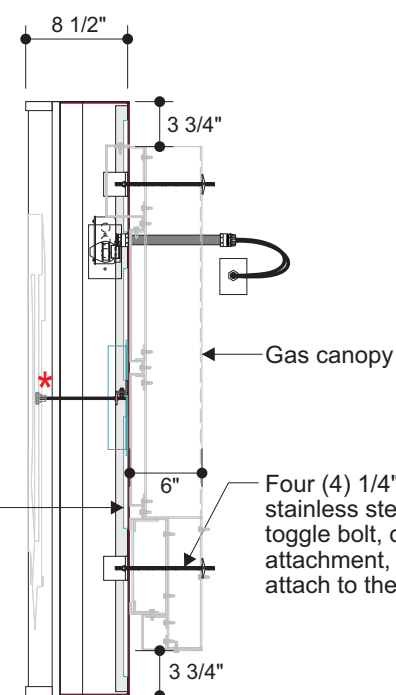
Wireway  
Electrical Feed with  
18" Wire Pigtail  
Electrical  
Disconnect  
Switch

GE Power Supply  
#GEPS24-100U-NA  
24 Volt (1 req'd)

LED Modules mounted  
to the back panel of the  
sign with VHB Tape and  
one screw per module.



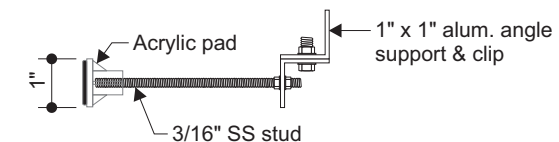
**Side Section View**  
Scale: 3/16" = 1"



**Side View**

Black silicone  
cushion

**Top View**



**\* Face Support Bumpers**  
Scale: NTS

1" dia. perforated acrylic  
pad with applied black  
silicone adhesive cushion  
and 3/16" dia. SS stud,  
attached to vertical rails

Acrylic face bumpers to be  
installed in the Black drop shadow  
area of the QT Logo.

#### Regarding Fabrication Fit & Finish of All QT Signs:


- Visible fabrication seams and welded joints are to be sanded smooth, filled and finished to QT specifications.
- Any visible fasteners are to be countersunk and have painted heads.
- Face retainers must fit flush and have even, minimal seams.
- Any variation from this directive must be brought to the attention of the QT Quality Control Manager without delay.




**Allen Industries**  
YOUR BRAND AT ITS BEST™  
**1-800-967-2553**  
**www.allenindustries.com**



Installation Detail



Top View



Gas Canopy Elevation

Scale: 3/4" = 1'-0"

Side Elevation

Regarding Fabrication Fit & Finish of All QT Signs:

- Visible fabrication seams and welded joints are to be sanded smooth, filled and finished to QT specifications.
- Any visible fasteners are to be countersunk and have painted heads.
- Face retainers must fit flush and have even, minimal seams.
- Any variation from this directive must be brought to the attention of the QT Quality Control Manager without delay.

<b>Allen Industries</b> FILE NUMBER: E212503	Listed Electric Sign Complies with UL48 CSA C22.2 No.207 MET E212503 <b>A11 017510</b>	 <b>GROUNDING ELECTRICAL CONNECTIONS</b>
THIS SIGN IS INTENDED TO BE INSTALLED IN ACCORDANCE WITH THE REQUIREMENTS OF ARTICLE 600 OF THE NATIONAL ELECTRICAL CODE AND/OR OTHER APPLICABLE LOCAL CODES. THIS INCLUDES PROPER GROUNDING AND BONDING OF THE SIGN.		

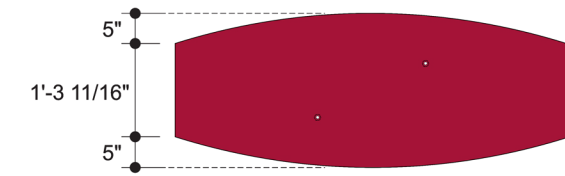
**Allen Industries**  
YOUR BRAND AT ITS BEST™  
**1-800-967-2553**  
**www.allenindustries.com**



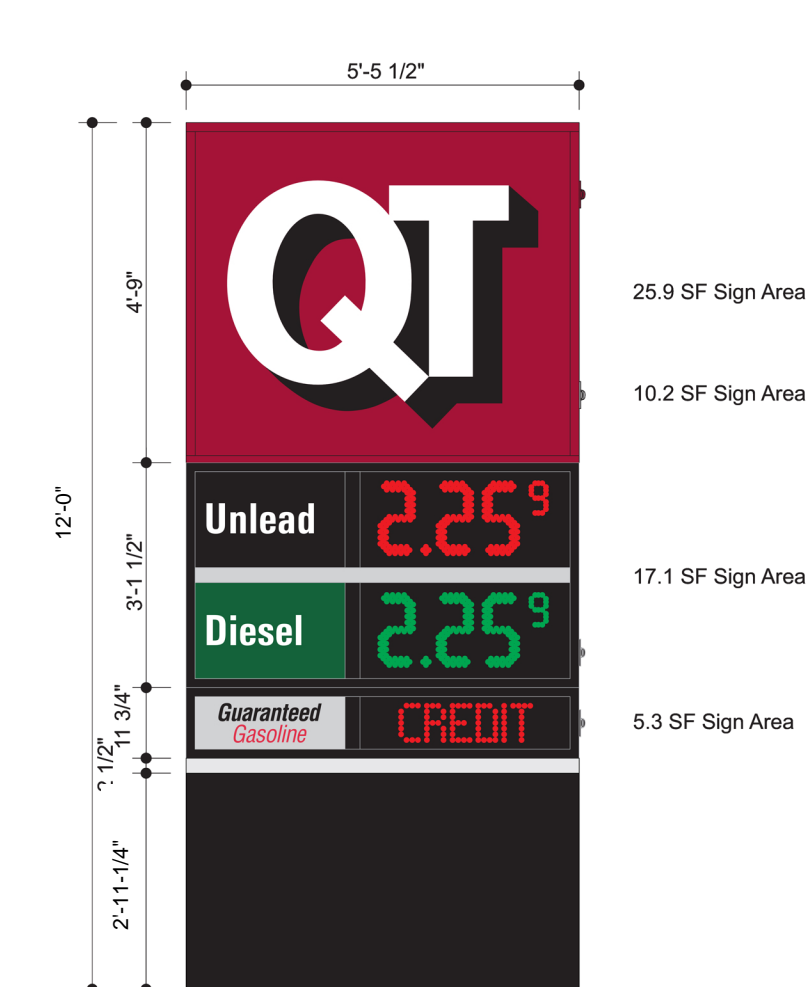
*QuikTrip Store No. 0183  
1001 SW Blue Parkway  
Lee's Summit 64063*

*Monument Sign  
MV-E2PG-CC-49-CS*

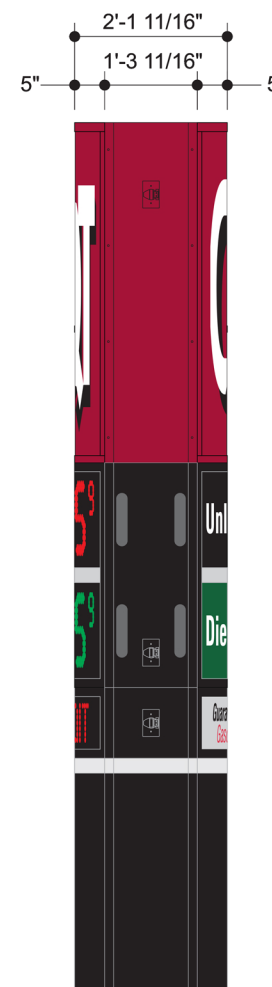




Top View



Front Elevation  
Scale: 3/8" = 1'-0"



Side Elevation  
Scale: 3/8" = 1'-0"

## 183 -MV-E2PG-CC Vertical Monument Sign

- QT Kitchens
- Two (2) Product LED Gas Price Sign with Cash & Credit
- 48.3 Square Feet Sign Area



### Notes:

- 1.) Engineering provided by QT.
- 2.) Steel supports provided by sign installer.


### Color Specifications

All Paint Finishes to be Akzo Nobel

	Opaque Silver
	Translucent White
	Black - Low Gloss
	Matte White (Interior of Sign)
	Match 3M Cardinal Red #3632-53
	Match PMS 349C

### Regarding Fabrication Fit & Finish of All QT Signs:

- Visible fabrication seams and welded joints are to be sanded smooth, filled and finished to QT specifications.
- Any visible fasteners are to be countersunk and have painted heads.
- Face retainers must fit flush and have even, minimal seams.
- Any variation from this directive must be brought to the attention of the QT Quality Control Manager without delay.



**Allen Industries**  
YOUR BRAND AT ITS BEST™  
**1-800-967-2553**  
**www.allenindustries.com**