


501 Wet Location Classic

Project: _____

Location: _____

Catalog Number	MODEL	WATTS	FINISH	BAR CONFIG	OPTION(S)
Example: 501-1LED14-BRZ-DC-30K	501	-	-	-	-

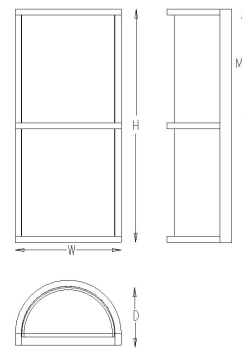


Features:

- Timeless design with a classic look
- Cage constructed of solid bar stock for strength and rigidity
- Available with a wide variety of bar configurations
- 1/8" extruded, opal acrylic front lens. Bottom lens standard
- Standard 0-10V dimming driver. 120-277V MVOLT
- Listed and approved for wet locations
- Meets all ADA requirements
- Manufactured in the USA

Dimensions

Width	Height	Depth
6.625"	14.5"	4"

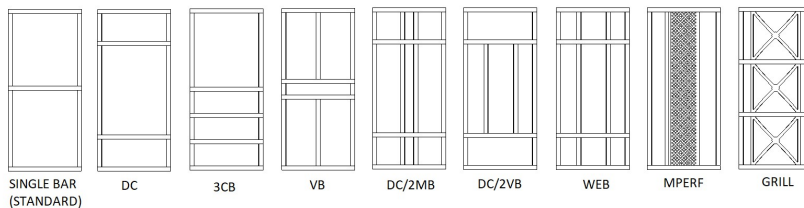


A 4" octagonal junction box should be used for installation

MC = Mounting Center, located at center of fixture unless noted otherwise

This popular wall sconce is a timeless classic. Constructed of solid bar stock, this product is available in a number of bar configurations as well as an assortment of LED packages.

Bar Options



Ordering Information/Options

Model	Watts	Finishes	Bar Config	Options
501	1LED9 1100 Lumens 1LED14 1550 Lumens 1LED19 2000 Lumens	WHT White BLK Black SAL Silver BRZ Bronze BA Brushed Aluminum	NB No Bar DC Double Cross Bar 3CB 3 Lower Cross Bars VB Vertical Bar DC/1MB Dbl Cross w/ 1 Middle Bar DC/2MB Dbl Cross w/ 2 Middle Bars DC/2VB Dbl Cross w/ 2 Vertical Bars WEB Dbl Cross w/2 Full Vertical Bars MPERF Vertical Perf Center Panel GRILL Decorative Aluminum Grill	TC Top Cover BC Bottom Cover PC Photo Cell (TC required) 30K 3000 Kelvin Temp 35K 3500 Kelvin Temp 40K 4000 Kelvin Temp IEM Integral Em Pack

Indessa
Lighting

PHONE: 509.924.0243

www.indessa.com

Indessa Lighting reserves the right to make design revisions without prior notice.

