

LOT 1 SITE DATA:

HWY 150 264'
REQUIRED:
STREET TREES 1/30' = 9
PARKING LOT SHRUBS 12/40' = 79

PROVIDED:
SHADE TREES = 9
SHRUBS = 80

ARBOR RIDGE DRIVE 188'
REQUIRED:
STREET TREES 1/30' = 6
PARKING LOT SHRUBS 12/40' = 56

PROVIDED:
SHADE TREES = 6
SHRUBS = 56

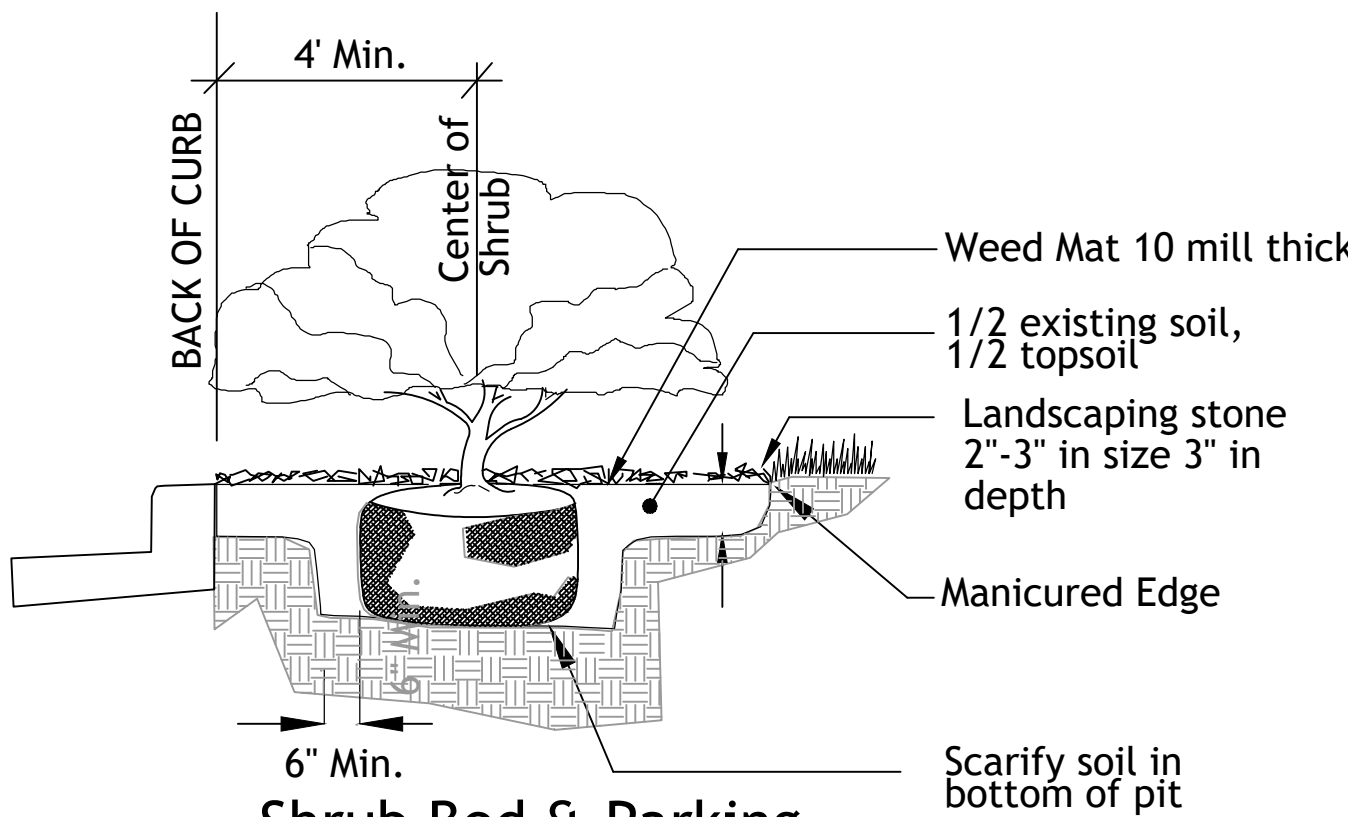
INTERIOR PARKING
TOTAL PARKING SURFACE = 13,869sf
REQUIRED
5% LANDSCAPE AREA = 693sf
PROVIDED = 992sf

OPEN SPACE TREES
TOTAL SITE 1.51ac (65,775sf)
BUILDING AREA 4,569sf
OPEN SPACE 61,206sf

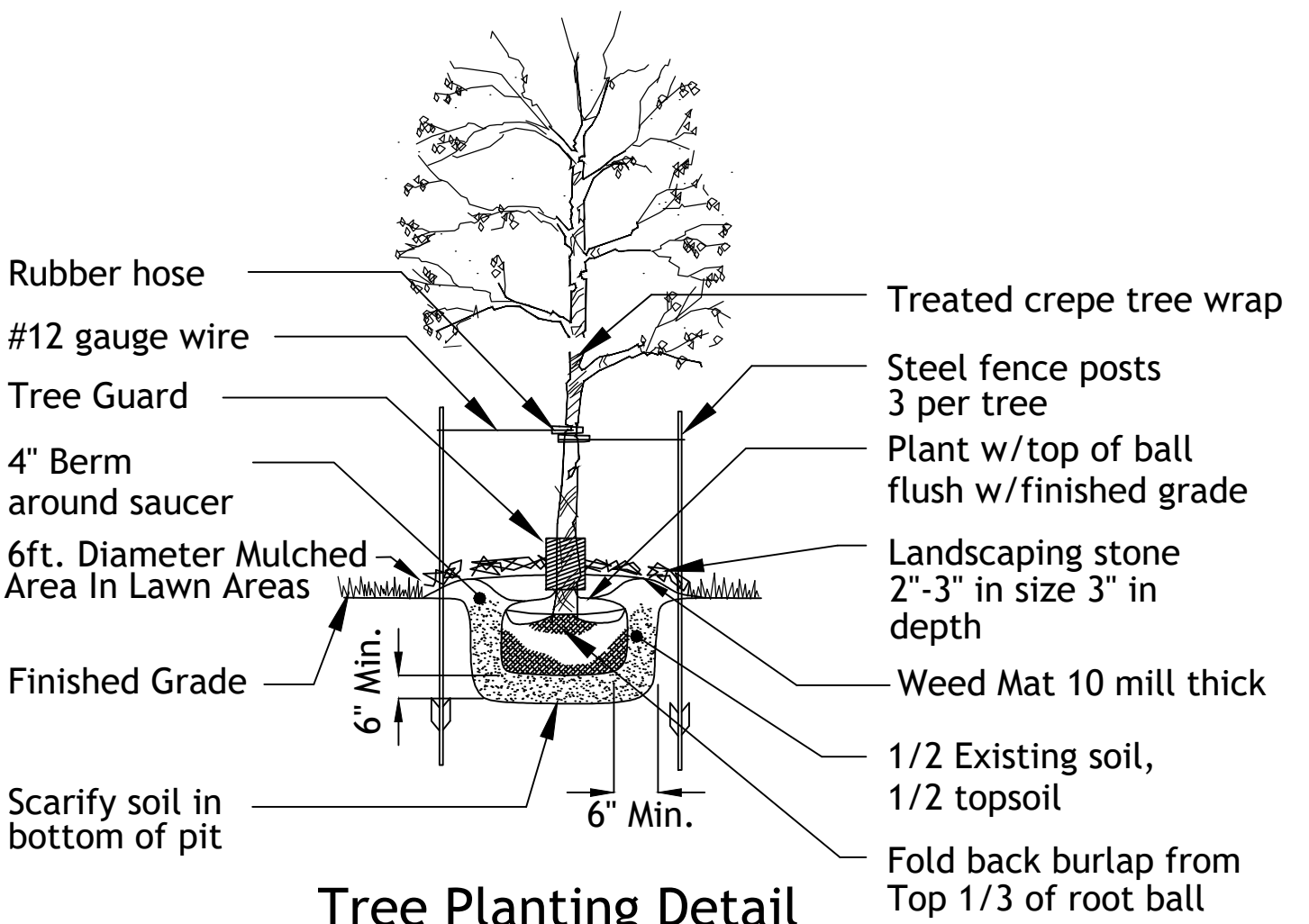
REQUIRED TREES
1 / 5,000sf = 12

PROVIDED
SHADE TREES = 5
ORNAMENTALS = 7

OPEN SPACE SHRUBS
REQUIRED 2 / 5,000sf = 24
PROVIDED = 41



Shrub Bed & Parking Setback Detail
No Scale



Tree Planting Detail
No Scale

LANDSCAPE NOTES

CONTRACTOR REQUIRED TO LOCATE ALL UTILITIES BEFORE INSTALLATION TO BEGIN.

Contractor shall verify all landscape material quantities and shall report any discrepancies to the Landscape Architect prior to installation.

No plant material substitutions are allowed without Landscape Architect or Owners approval.

Contractor shall guarantee all landscape work and plant material for a period of one year from date of acceptance of the work by the Owner. Any plant material which dies during the one year guarantee period shall be replaced by the contractor during normal planting seasons.

Contractor shall be responsible for maintenance of the plants until completion of the job and acceptance by the Owner.

Successful landscape contractor shall be responsible for design that complies with minimum irrigation requirements, and installation of an irrigation system. Irrigation system to be approved by the owner before starting any installation.

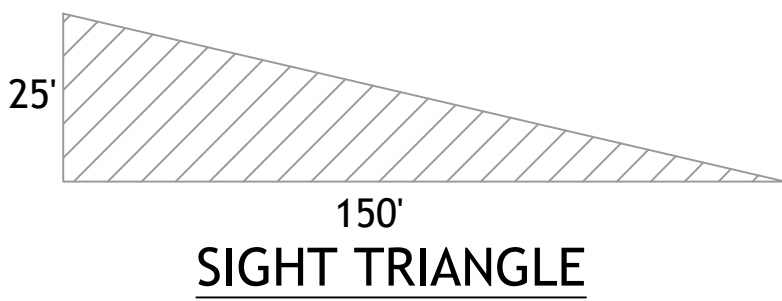
All plant material shall be specimen quality stock as determined in the "American Standards For Nursery Stock" published by The American Association of Nurseryman, free of plant diseases and pest, of typical growth of the species and having a healthy, normal root system.

Sizes indicated on the plant list are the minimum, acceptable size. In no case will sizes less than specified be accepted.

All shrub beds within lawn areas to receive a manicured edge.

All shrub beds shall be mulched with landscaping stone 2'-3' in size and 3' in depth. Color to be selected by owner.

All areas within the property line to be fertilized, sodded, and irrigated. Sod shall be Turf-Type-Tall Fescue and seed blend



LEGEND



Typical Utility Box Screening Details

No Scale



UTILITY BOXES SHALL BE CLUSTERED AS MUCH AS POSSIBLE

Shrub List

Symbol	Quantity	Common Name	Botanical Name	Size	Condition	Spacing
⊙	61	Seagreen Juniper	Juniperus Chinensis 'Seagreen'	18"-24"sp.	Cont.	4'o.c.
⊗	55	Dwarf Winged Euonymus	Euonymus Alatus 'Compactus'	18"-24"sp.	Cont.	4'o.c.
✱	60	Morning Light Maiden Grass	Miscanthos Sinensis 'Morning Light'	18"-24"sp.	Cont.	4'o.c.

Tree List

Symbol	Quantity	Common Name	Botanical Name	Size	Condition	Spacing
⊕	3	October Glory Maple	Acer Rubrum 'October Glory'	3" cal	BB	As Shown
⊕	10	Skyline Honeylocust	Gleditsia Triacanthos 'Skyline'	3" cal	BB	As Shown
⊕	6	Swamp White Oak	Quercus Bicolor	3"cal	BB	As Shown
⊕	7	Golden Raintree	Koelreuteria Paniculata	3"cal	BB	As Shown



Garrett Ochs, Landscape Architect
No Licence 2008000587



SBB Proj. No. 21-288	
Casey's	
CASEY'S CONSTRUCTION DIVISION One Convenience Blvd., P.O. Box 3001, Ankeny, IA 50021 515-965-6100	
PROJECT: LEE SUMMIT, MO # 4291 HIGHWAY 150 & ARBORIDGE DRIVE "U4" - STYLE STORE	PUBLISHED: 8-02-23 REVISED ON:
DRAWING INFORMATION: CONSTRUCTION DIVISION	LANDSCAPE PLAN
DRAWN BY:	CHECKED BY:
C-701	