



Mirada Small Wall Sconce Silicone (XWS SIL)

Outdoor LED Wall Light



OVERVIEW

Lumen Package (lm)	2,000 - 8,000
Wattage Range (W)	13 - 61
Efficacy Range (LPW)	126 - 162
Weight lbs (kg)	10 (4.5)

QUICK LINKS

FEATURES & SPECIFICATIONS

Construction

- Rugged die-cast aluminum housing.
- Fixtures are finished with LSI's DuraGrip® polyester powder coat finishing process. The DuraGrip finish withstands extreme weather changes without cracking or peeling. Other standard LSI finishes available. Consult factory.
- Extended housing available with 1/2" threaded hubs for surface conduit and rated wire.
- Standard luminaire shipping weight: TBD lbs in carton.
- Max luminaire shipping weight: 12 lbs in carton (20 lbs w/EH option)

Optical System

- State-of-the-Art one piece silicone optic provides industry leading optical control while also acting as an integrated gasket reducing system complexity and improving fixture reliability.
- Proprietary silicone refractor optics provide exceptional coverage and uniformity in distribution types 2, 3, and FT.
- Silicone optical material does not yellow or crack with age and provides a typical light transmittance of 93%.
- Zero uplight.
- Available in 5000K, 4000K, and 3000K color temperatures per ANSI C78.377.
- Minimum CRI of 70

Electrical

- High-performance driver features over-voltage under-voltage, short-circuit, and over temperature protection.

- 0-10V dimming (10% - 100%) standard.
- Standard Universal Voltage (120-277 VAC) Input 50/60 Hz or optional High Voltage (347-480 VAC).
- L70 Calculated Life: >60k Hours
- Total harmonic distortion (THD): <20%
- Operating temperature: -40°C to +50°C (-40°F to +122°F).
- Power factor (PF): >.90
- Input power stays constant over life.
- Optional 10kV surge protection device meets a minimum Category C Low operation (per ANSI/IEEE C62.41.2).
- High-efficacy LEDs mounted to metal-core circuit board to maximize heat dissipation
- Driver is fully encased in potting material for moisture resistance. Driver complies with FCC standards. Accessible driver and electrical components.
- Optional battery backup provides 90-minutes of constant power to the LED system, ensuring code compliance. A test switch/indicator button is installed on the housing for ease of maintenance. Standard battery rated for 0°C to 50°C with cold weather battery rated for -20°C to 50°C (40°C max for 8L). 120-277V Only.

Controls

- Optional integral passive infrared Bluetooth™ motion. Fixtures operate independently and can be commissioned via iOS or Android configuration app.
- Optional button photocell turns fixtures on and off based on ambient light levels for dusk to dawn lighting.

- LSI's AirLink Blue wireless control system options allow for fixture and motion sensor grouping while reducing energy and maintenance costs.

Installation

- Universal wall mounting plate mounts directly to vertical surface or 4" junction box (octagonal or square).
- Luminaire hinges to the top of the mounting plate and is secured via two flush mount screws that help to conceal the hardware and prevent over tightening during installation.

Warranty

- LSI luminaires carry a 5-year limited warranty. Refer to <https://www.lsicorp.com/resources/terms-conditions-warranty/> for more information.

Listings

- Listed to UL 1598 and UL 8750.
- Meets Buy American Act requirements.
- IDA compliant; with 3000K color temperature selection.
- Title 24 Compliant; see local ordinance for qualification information.
- Suitable for wet locations.
- IP65 rated luminaire per IEC 60598-1.
- IK08 rated luminaire per IEC 60662 mechanical impact code.
- DesignLights Consortium® (DLC) Premium qualified product. Not all versions of this product may be DLC Premium qualified. Please check the DLC Qualified Products List at www.designlights.org/QPL to confirm which versions are qualified.

Mirada Small Wall Sconce Silicone (XWS SIL)

Type : _____

 **Have questions?** Call us at (800) 436-7800

ORDERING GUIDE

TYPICAL ORDER EXAMPLE: XWS LED 6L SIL FT UNV DIM 40 70CRI ALBCS1 BLK CWBB						
Prefix	Light Source	Lumen Package	Lens	Distribution	Voltage	Driver
XWS - Mirada Small Wall Sconce	LED	2L - 2,000 3L - 3,000 5L - 5,000 6L - 6,000 8L - 8,000 Custom Lumen Packages ¹	SIL - Silicone	2 - Type 2 3 - Type 3 FT - Forward Throw	UNV - Universal Voltage (120-277V) HV - High Voltage (347-480V)	DIM - 0-10v Dimming (0-10%)
Color Temperature	Color Rendering	Controls			Finish	Options
50 - 5000K 40 - 4000K 30 - 3000K	70CRI - 70 CRI	Blank - None Wireless Controls ALBCS1 - AirLink Blue Wireless Motion & Photo Sensor Controller (8-24' mounting height) ² Standalone Controls EXT - 0-10v Dimming leads extended to housing exterior IMSBT1 - Integral Bluetooth™ Motion Sensor 8-24' MH ^{2,3} Button Type Photocells PCI120 - 120V PCI208-277 - 208 -277V PCI347 - 347V			BLK - Black BRZ - Dark Bronze GMG - Gun Metal Gray GPT - Graphite MSV - Metallic Silver PLP - Platinum Plus SVG - Satin Verde Green WHT - White	Blank - None BB - 10w Battery Back-up (0°C) ⁴ CWBB - 10w Cold Weather Battery Backup (-20°C) ⁴ BB20 - 20W Battery Back-up (0°C) ⁴ EH - Extended Housing ⁵ SP1 - 10kV Surge Protection Device



Need more information?
[Click here for our glossary.](#)

Have additional questions?
Call us at (800) 436-7800



ACCESSORY ORDERING INFORMATION*

Part Number	Description
758274CLR	XWS Extended Housing/Surface Conduit Wiring Box
760159CLR	XWS Spacer Plate/Wiring Box

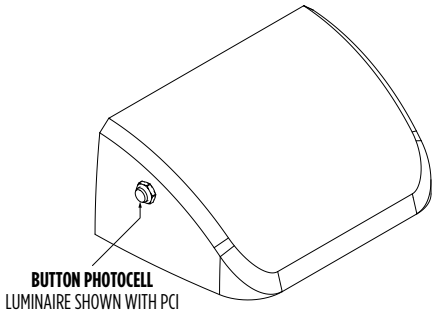
*Accessories are shipped separately and field installed.

Battery Backup

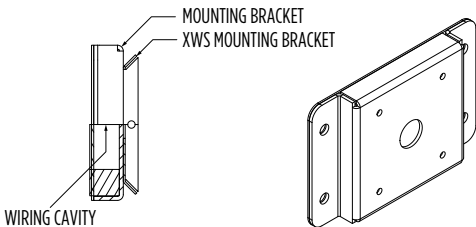
- Emergency battery system provides 90-minutes of constant power to the LED system, ensuring code compliance.
- A test switch/indicator button is installed on the housing for ease of maintenance.
- 10w battery delivers ~1,500 lumens during emergency mode.
- 20w battery delivers ~3,000 lumens during emergency mode.



Luminaire shown with sensor & battery backup



BUTTON PHOTOCELL
LUMINAIRE SHOWN WITH PCI



WIRING CAVITY

MOUNTING BRACKET
XWS MOUNTING BRACKET

1 Custom lumen and wattage packages available, consult factory. Values are within industry standard tolerances but not DLC listed.
2 When high voltage (HV) is specified, IMSBT and ALBCS control options are limited to 6L and 8L lumen packages.
3 IMSBT is field configurable via the LSI app that can be downloaded from your smartphone's native app store.
4 Universal Voltage Only (120-277V). 20W Battery Backup only available 2L - 6L.
5 For applications with surface conduit.

Mirada Small Wall Sconce Silicone (XWS SIL)

Type : _____

 Have questions? Call us at (800) 436-7800

PERFORMANCE

Delivered Lumens ¹												
Lumen Package	Distribution	CRI	3000K CCT			4000K CCT			5000K CCT			Wattage
			Delivered Lumens	Efficacy	Bug Rating	Delivered Lumens	Efficacy	Bug Rating	Delivered Lumens	Efficacy	Bug Rating	
2L	2	70	1,851	142	B1-U0-G1	1,974	152	B1-U0-G1	1,976	152	B1-U0-G1	13
	3		1,930	148	B1-U0-G1	2,058	158	B1-U0-G1	2,060	158	B1-U0-G1	
	FT		1,889	145	B1-U0-G1	2,015	155	B1-U0-G1	2,017	155	B1-U0-G1	
3L	2	70	2,765	146	B1-U0-G1	2,950	155	B1-U0-G1	2,953	155	B1-U0-G1	19
	3		2,884	152	B1-U0-G1	3,077	162	B1-U0-G1	3,079	162	B1-U0-G1	
	FT		2,822	149	B1-U0-G1	3,010	158	B1-U0-G1	3,012	159	B1-U0-G1	
5L	2	70	4,655	133	B2-U0-G1	4,965	142	B2-U0-G1	4,970	142	B2-U0-G1	35
	3		4,855	139	B1-U0-G1	5,179	148	B1-U0-G1	5,184	148	B1-U0-G1	
	FT		4,750	136	B1-U0-G2	5,067	145	B1-U0-G2	5,072	145	B1-U0-G2	
6L	2	70	5,578	130	B2-U0-G1	5,950	138	B2-U0-G2	5,956	139	B2-U0-G2	43
	3		5,819	135	B1-U0-G2	6,207	144	B1-U0-G2	6,214	145	B1-U0-G2	
	FT		5,693	132	B1-U0-G2	6,073	141	B1-U0-G2	6,079	141	B1-U0-G2	
8L	2	70	7,531	123	B2-U0-G2	8,034	132	B2-U0-G2	8,041	132	B2-U0-G2	61
	3		7,856	129	B2-U0-G2	8,380	137	B2-U0-G2	8,388	138	B2-U0-G2	
	FT		7,687	126	B2-U0-G2	8,199	134	B2-U0-G2	8,207	135	B2-U0-G2	

Electrical Data - Current Draw AMPS ²						
Lumen Package	120V	208V	240V	277V	347V	480V
2L	0.11	0.06	0.05	0.05	0.04	0.03
3L	0.16	0.09	0.08	0.07	0.05	0.04
5L	0.29	0.17	0.15	0.13	0.10	0.07
6L	0.36	0.21	0.18	0.16	0.12	0.09
8L	0.51	0.29	0.25	0.22	0.18	0.13

Recommended Lumen Maintenance - XWS ³					
Ambient Temperature C°	Initial ⁴	25K hrs. ⁴	50K hrs. ⁴	75K hrs. ⁵	100K hrs. ⁵
25	100%	95%	90%	85%	80%
40	100%	91%	82%	73%	65%

1 LEDs are frequently updated therefore values are nominal
2 Electrical data at 25C (77F). Actual wattage may differ by +/-10%.
3 Lumen maintenance values at 25°C are calculated per TM-21 based on LM-80 data and in-situ luminaire testing.
4 In accordance with IESNA TM-21-11, Projected Values represent interpolated value based on time durations that are within six times (6X) the IESNA LM-80-08 total test duration (in hours) for the device under testing ((DUT) i.e. the packaged LED chip).
5 In accordance with IESNA TM-21-11, Calculated Values represent time durations that exceed six times NA LM-80-08 total test duration (in hours) for the device under testing ((DUT) i.e. the packaged LED chip).

Mirada Small Wall Sconce Silicone (XWS SIL)

Type : _____

 Have questions? Call us at (800) 436-7800

PHOTOMETRICS

Luminaire photometry has been conducted by a NVLAP accredited testing laboratory in accordance with IESNA LM-79-08. As specified by IESNA LM-79-08 the entire luminaire is tested as the source resulting in a luminaire efficiency of 100%.

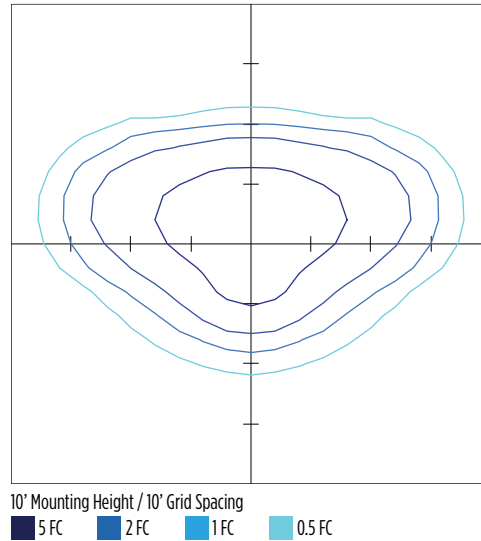
See the individual product page on <https://www.lsicorp.com/> for detailed photometric data.

XWS-LED-6L-SIL-2-40-70CRI

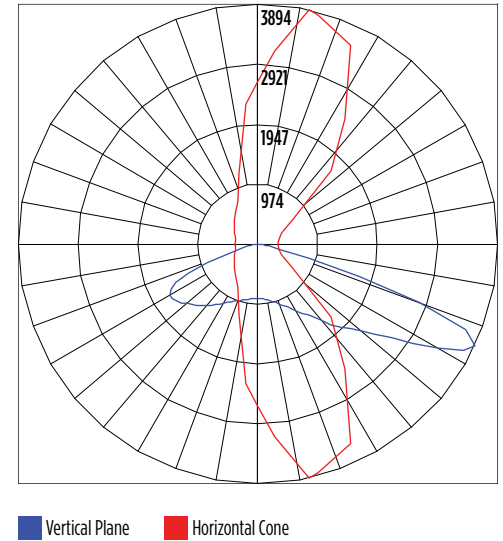
Luminaire Data	
Type 2 Distribution	
Description	4000 Kelvin, 70 CRI
Delivered Lumens	5,951
Watts	42.5
Efficacy	138
IES Type	Type II - Short
BUG Rating	B1-U0-G1

Zonal Lumen Summary		
Zone	Lumens	% Luminaire
Low (0-30°)	834	20%
Medium (30-60°)	3,379	50%
High (60-80°)	1,647	28%
Very High (80-90°)	91	1%
Uplight (90-180°)	0	0%
Total Flux	5,951	100%

ISO Footcandle



Polar Curve

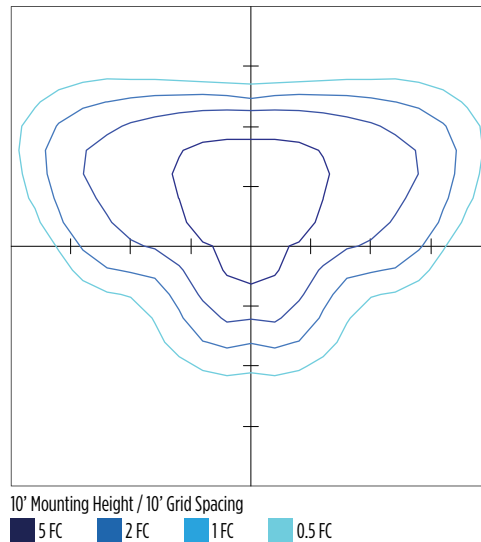


XWS-LED-6L-SIL-3-40-70CRI

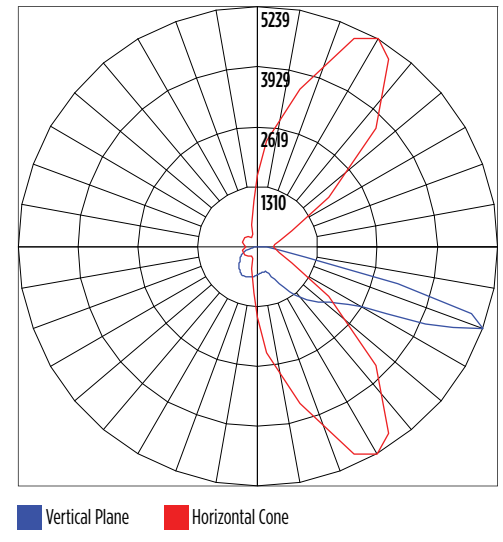
Luminaire Data	
Type 3 Distribution	
Description	4000 Kelvin, 70 CRI
Delivered Lumens	6,208
Watts	42.5
Efficacy	146
IES Type	Type III - Medium
BUG Rating	B1-U0-G2

Zonal Lumen Summary		
Zone	Lumens	% Luminaire
Low (0-30°)	582	9%
Medium (30-60°)	2,997	48%
High (60-80°)	2,506	40%
Very High (80-90°)	124	2%
Uplight (90-180°)	0	0%
Total Flux	6,208	100%

ISO Footcandle



Polar Curve



Mirada Small Wall Sconce Silicone (XWS SIL)

Type : _____

 Have questions? Call us at (800) 436-7800

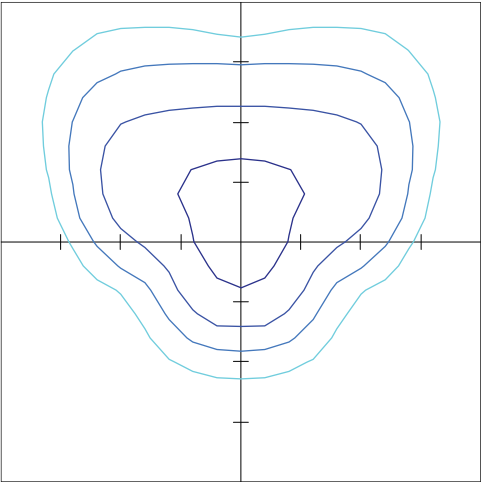
PHOTOMETRICS

XWS-LED-6L-SIL-FT-40-70CRI

Luminaire Data	
Type FT Distribution	
Description	4000 Kelvin, 70 CRI
Delivered Lumens	6,073
Watts	42.5
Efficacy	143
IES Type	Type IV - Short
BUG Rating	B1-U0-G2

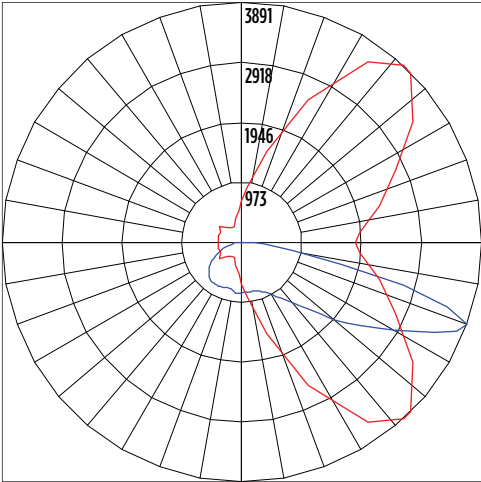
Zonal Lumen Summary		
Zone	Lumens	% Luminaire
Low (0-30°)	708.3	12%
Medium (30-60°)	2,715.5	45%
High (60-80°)	2,475.4	41%
Very High (80-90°)	173.6	3%
Uplight (90-180°)	0	0%
Total Flux	6,073	100%

ISO Footcandle



10' Mounting Height / 10' Grid Spacing
5 FC 2 FC 1 FC 0.5 FC

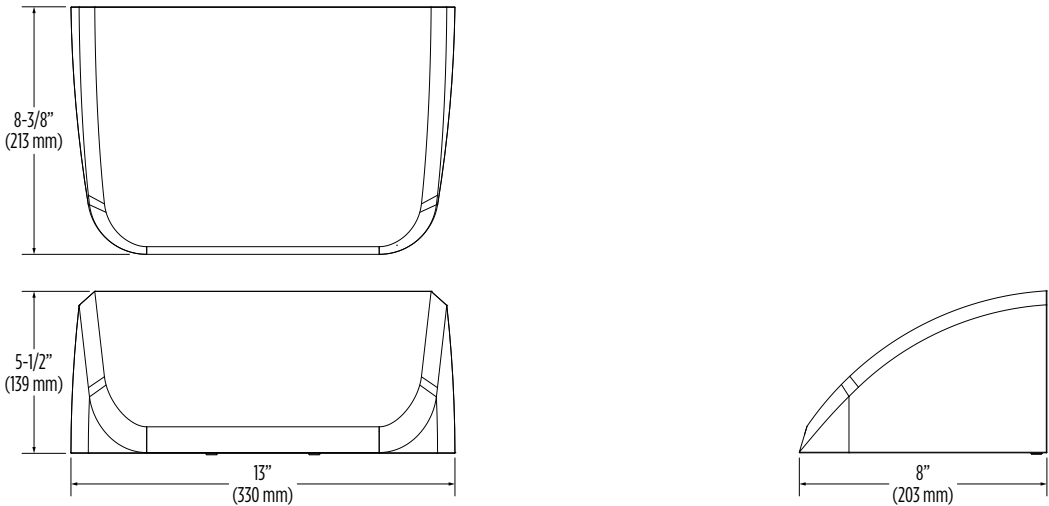
Polar Curve



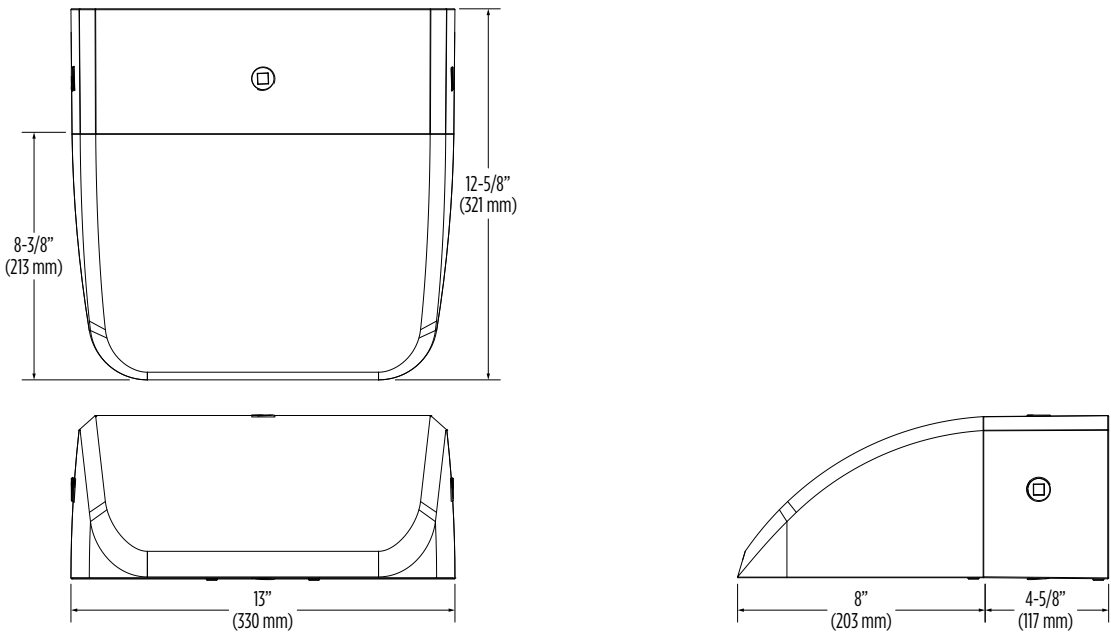
Vertical Plane Horizontal Cone

PRODUCT DIMENSIONS

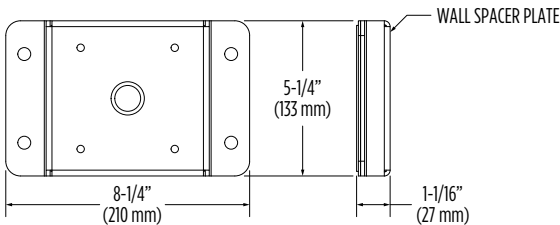
STANDARD HOUSING
(XWS)



SCWB EXTENDED HOUSING
(XWS 758274CLR)



XWS SPACER PLATE/WIRING BOX
(XWS 760159CLR)



NOTE: Wall spacer plate allows the luminaire to float off the wall and provides space for securing wires (8.25" X 5.25" X 1.07").



CONTROLS

Integral Bluetooth™ Motion and Photocell Sensor (IMSBT1, IMSBT2)

Slim low profile sensor provides multi-level control based on motion and/or daylight. Sensor controls 0-10 VDC LED drivers and is rated for cold and wet locations (-30° C to 70° C). Two unique PIR lenses are available and used based on fixture mounting height. All control parameters are adjustable via an iOS or Android App capable of storing and transmitting sensor profiles.

[Click here to learn more details about IMSBT](#)

AirLink Blue (ALBC, ALBCS1, ALBCS2)

Wireless Bluetooth Mesh Lighting Control System that provides energy savings, code compliance and enhanced safety/security. Three key components; Bluetooth wireless radio/sensor controller, Time Keeper and an App. Capable of grouping multiple fixtures and sensors as well as scheduling time-based events by zone. Radio/Sensor Controller is factory integrated into luminaires.

[Click here to learn more details about AirLink Blue](#)

