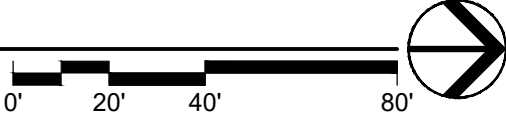


PRELIMINARY
OVERALL SITE AMENITY PLAN
1" = 40'-0"



△ REVISIONS

JOB NO.
705922
DRAWN BY
BNH

DATE
12.21.22

SHEET NAME
OVERALL SITE
AMENITY PLAN
SHEET NO.



SP-100

A NEW RESIDENTIAL COMMUNITY AT:

TRILOGY

NW WARD RD. | LEE'S SUMMIT, MO

DRAWING RELEASE LOG
12.21.22 FDP SUBMITTAL



NSPJ
ARCHITECTS^{PA}

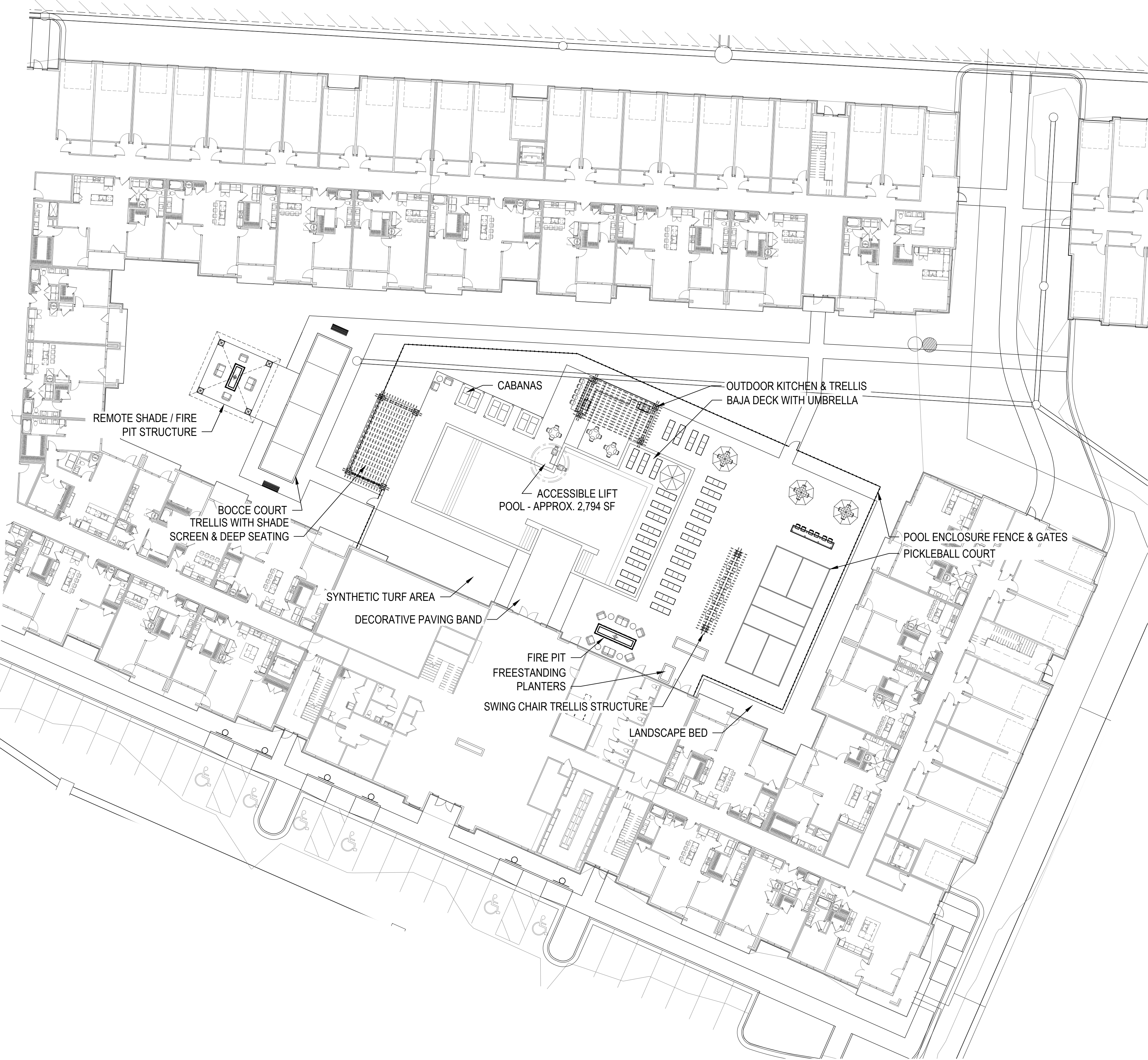
3515 W. 75TH ST., SUITE 201
PRAIRIE VILLAGE, KS 66208

ARCHITECTURE
LANDSCAPE
ARCHITECTURE
ENERGY SERVICES

P. 913.831.1415
F. 913.831.1563
NSPIARCH.COM
© COPYRIGHT 2022

SITE NOTES



1. UNLESS NOTED OTHERWISE IN THE PLANS & DETAILS, NEAT EXCAVATE ALL FOOTINGS INTO 2000 PSF (MIN.) SOIL (FIELD VERIFY), 3000 PSI CONC. (+/- 4" SLUMP).
2. ALL EXPANSION JOINTS (EJ) TO HAVE SELF LEVELING CAULK OVER FELT TO SEAL - COLOR TO MATCH ADJACENT PAVING.
3. VERIFY ALL STRUCTURAL INFORMATION WITH STRUCTURAL ENGINEER, INCLUDING, BUT NOT LIMITED TO, WOOD MEMBER SIZES, ALL ANCHORING CONDITIONS, AND FOOTING/FOUNDATION SIZE AND REINFORCEMENT.
4. VERIFY ALL NOTED ELEVATIONS AGAINST CIVIL ENGINEER GRADING PLAN.
5. REPORT ANY DISCREPANCIES OR MISSING INFORMATION IMMEDIATELY TO THE LANDSCAPE ARCHITECT. DO NOT WILLFULLY PROCEED WITH CONSTRUCTION AS DESIGNED WHERE IT IS FOUND THAT KNOWN DISCREPANCIES EXIST. THE CONTRACTOR SHALL ASSUME FULL RESPONSIBILITY FOR ALL NECESSARY REVISIONS DUE TO FAILURE TO GIVE SUCH NOTIFICATION.
6. ALL WOOD MEMBERS TO BE TREATED LUMBER, STAINED OR PAINTED PER SPECS., COLOR AS SELECTED BY OWNER



PRELIMINARY
CNETRAL GREEN ENLARGEMENT PLAN

1" = 20'-0"

0' 10' 20' 40'



A NEW RESIDENTIAL COMMUNITY AT:

TRILOGY

NW WARD RD. | LEE'S SUMMIT, MO

 DRAWING RELEASE LOG
12.21.22 FDP SUBMITTAL

 REVISIONS

JOB NO.
705922

DATE
12.21.22

DRAWN BY
BNH

SHEET NAME
**OVERALL SITE
AMENITY PLAN**

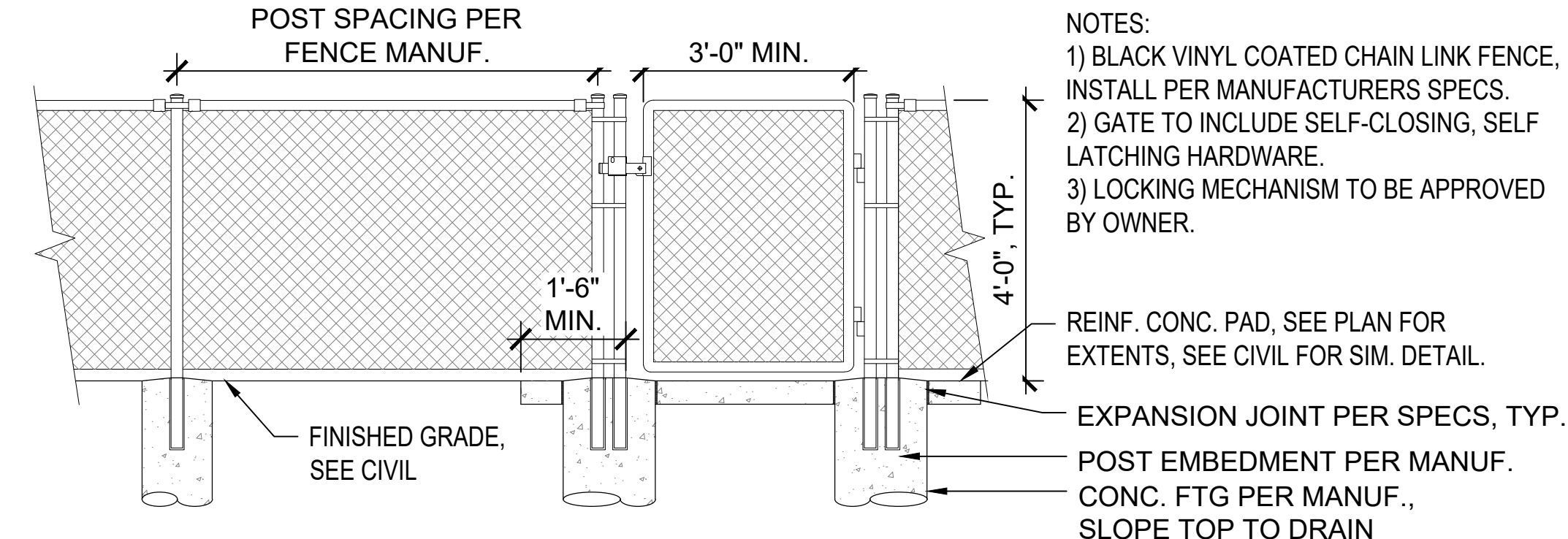
SHEET NO.
SP-101

- SITE NOTES
1. UNLESS NOTED OTHERWISE IN THE PLANS & DETAILS, NEAT EXCAVATE ALL FOOTINGS INTO 2000 PSF (MIN.) SOIL (FIELD VERIFY), 3000 PSI CONC. (+/- 4" SLUMP).
 2. ALL EXPANSION JOINTS (EJ) TO HAVE SELF LEVELING CAULK OVER FELT TO SEAL - COLOR TO MATCH ADJACENT PAVING.
 3. VERIFY ALL STRUCTURAL INFORMATION WITH STRUCTURAL ENGINEER, INCLUDING, BUT NOT LIMITED TO, WOOD MEMBER SIZES, ALL ANCHORING CONDITIONS, AND FOOTING/FOUNDATION SIZE AND REINFORCEMENT.
 4. VERIFY ALL NOTED ELEVATIONS AGAINST CIVIL ENGINEER GRADING PLAN.
 5. REPORT ANY DISCREPANCIES OR MISSING INFORMATION IMMEDIATELY TO THE LANDSCAPE ARCHITECT. DO NOT WILLFULLY PROCEED WITH CONSTRUCTION AS DESIGNED WHERE IT IS FOUND THAT KNOWN DISCREPANCIES EXIST. THE CONTRACTOR SHALL ASSUME FULL RESPONSIBILITY FOR ALL NECESSARY REVISIONS DUE TO FAILURE TO GIVE SUCH NOTIFICATION.
 6. ALL WOOD MEMBERS TO BE TREATED LUMBER, STAINED OR PAINTED PER SPECS., COLOR AS SELECTED BY OWNER



PRELIMINARY
MONUMENT INSPIRATIONAL IMAGE

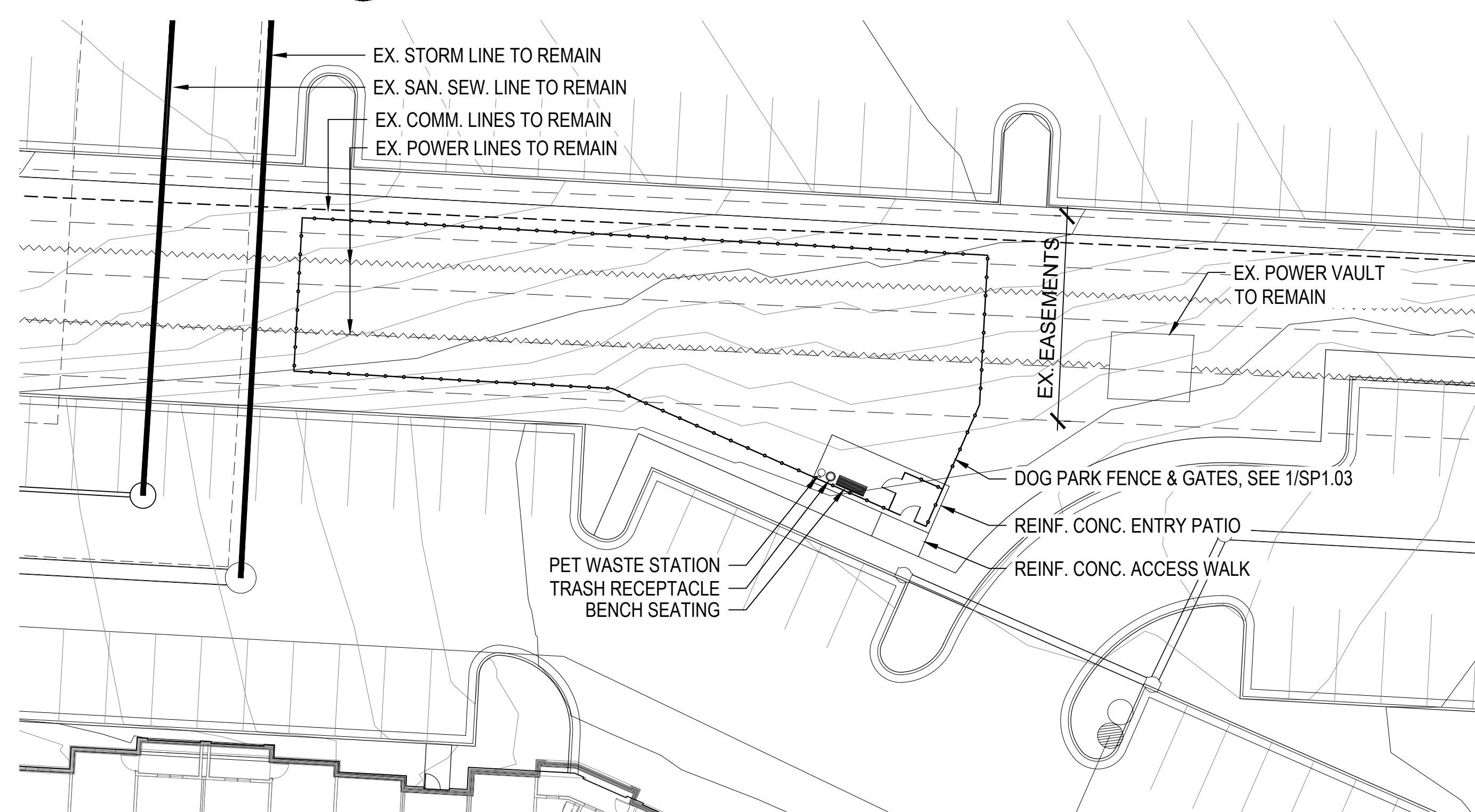
2
NTS



- NOTES:
- 1) BLACK VINYL COATED CHAIN LINK FENCE, INSTALL PER MANUFACTURERS SPECS.
 - 2) GATE TO INCLUDE SELF-CLOSING, SELF LATCHING HARDWARE.
 - 3) LOCKING MECHANISM TO BE APPROVED BY OWNER.

PRELIMINARY
DOG PARK FENCE & GATE

1
1/2" = 1'-0"



PRELIMINARY
POTENTIAL FUTURE DOG PARK ENLARGEMENT PLAN

1" = 20'-0"

0' 10' 20' 40'



A NEW RESIDENTIAL COMMUNITY AT:

TRILOGY

NW WARD RD. | LEE'S SUMMIT, MO

DRAWING RELEASE LOG
12.21.22 FDP SUBMITTAL

REVISIONS

JOB NO.
705922
DRAWN BY
BNH

DATE
12.21.22

SHEET NAME
OVERALL SITE
AMENITY PLAN
SHEET NO.

SP-103

ARCHITECTURE
LANDSCAPE
ARCHITECTURE
ENERGY SERVICES

NSPJ

ARCHITECTS^{PC}

3515 W. 75TH ST., SUITE 201
PRAIRIE VILLAGE, KS 66208

P. 913.831.1415
F. 913.831.1563
NSPIARCH.COM

© COPYRIGHT 2022