

Submitted by Convergence	Job Name: RAINTREE ANIMAL HOSPITAL	Catalog Number: WWXH-14-LED-04A-3-B1-WSA-BSJ-DIM 24 OAH Notes:	Type: F CPIKC22-24804
--------------------------	--	---	---

WWXH-LED

Type:	
Job Name:	

Construction:

- Steel construction
- Diffuser is white smooth acrylic

Light Source:

- LED
- Dimming to 10% **Included**

Notes:

- Canopy mounts to standard "J-Box"
- Custom mounting heights available
- Single ridge 15 degree swivel stem standard (1S15)
Optional cord or cable mounting, see options
- Optional battery backup, requires oversized canopy with 1AC__ or 1S15 mounting only.
- UL and CUL listed **DAMP** location
- 5-Year Warranty on LED Components



WWXH 12 - 14 - 16 - 18 - 20
Height: 12" 14" 16" 18" 20"
Diameter: 12" 14" 16" 18" 20"
OAH: 24" 24" 24" 24" 36"



ORDERING INFORMATION

Example: WWXH-12-LED-04A-4-Z1-WSA-1S15-24"OAH

WWXH

Size	LED	Watts	Source Lumens	Dimming	Energy Star	Kelvin	Cage	Finish	Diffusers	Options
						2 3000K 4 4000K		B1 Satin Black B2 Text Black Z1 Satin Bronze Z3 Text Bronze W1 York White W2 Gloss White T4 Shimmer Gray M13 Anod Silver T6 Pewter W13 Pearl Beige	WSA White Smooth Acrylic	(Suspension Systems) Please list Over All Height 1S15 - Single 15° Swivel Stem (Standard) 1SLM45 - Single Stem 45 degree swivel (field adjustable) WSJ - White "SJ" Cord BSJ - Black "SJ" Cord 1AC - Aircraft Cable w/SJ cord WSJ - White "SJ" Cord BSJ - Black "SJ" Cord
LED	O4A	24	3200	0-10v	NO	Optional 3 3500K		Optional (See Price List) M17 Brass Powder		DIM LED dimming driver (0 - 10v) 90CRI Consult Factory
	1E26		0	TRIAC/ELV	NO					
LED	O4A	24	3200	0-10v	NO					
	1E26		0	TRIAC/ELV	NO					
LED	O4A	24	3200	0-10v	NO					
	O4B	29	4000	0-10v	NO					
LED	O4A	24	3200	0-10v	NO					
	O4B	29	4000	0-10v	NO					
	O4C	36	4840	0-10v	NO					
LED	O4A	24	3200	0-10v	NO					
	O4B	29	4000	0-10v	NO					
	O4C	36	4840	0-10v	NO					



28435 Industry Drive., Valencia, California 91355
West Coast Sales: 800-325-4448 / 661-257-0286 • fax 800-323-2346 / 661-257-0201
East Coast Sales: 866-350-0991 • fax 866-490-5754
www.lightwayind.com • sales@lightwayind.com



Revision: 03/22/2022



Project

Type

Catalog Number

SPECIFICATIONS**OUTDOOR****HOUSING**

- Die Cast gasketed aluminum housing
- Includes Cast-in box template and built in level
- Bronze finish standard
- Nickel-plated stainless steel hardware

ELECTRICAL

- Quad Tap (QT) - 120/208/240/277V
- 0-10V Dimmable driver standard
- Operating Temperature: -40°C (-40°F) - 50°C (122°F)

OPTICAL SYSTEM

- Tempered flat glass lens
- Available in 4100KK
- 77,000 Hours @ L₇₀
- Type II and III

MOUNTING

- Surface mount over recessed electrical box, use 1/2" surface conduit, adjustable knuckle, slipfitter, or swivel bracket

CODE COMPLIANCE

- cSAus Listed for Wet Locations
- Meets UL Requirements
- IP66 Rated
- Meets DLC Requirements

WARRANTY

- 5 Year

ORDERING INFORMATION

CATALOG #	Wattage	Lumens	Color	Distribution
WP53.5-Q-21L-QT-41K-KN	24W	2,300 Lumens	4100K	Type II
WP53.5-Q-43L-QT-41K-KN	43W	4,025 Lumens	4100K	Type II
WP53.5-Q-60L-QT-41K-*	60W	6,508 Lumens	4100K	Type III
WP53.5-Q-80L-QT-41K-*	80W	8,212 Lumens	4100K	Type III

*Specify Mounting: **SF**(slipfitter); **BR**(swivel bracket); **KN**(knuckle)

OPTIONS (Factory Installed)

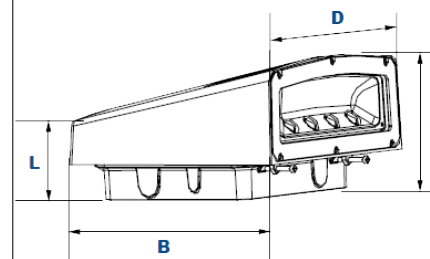
EBLED	-	External Emergency Backup
480V	-	347-480V (replaces QT in part number, 20W/40W models only)
SGF	-	Single Fusing
DBF	-	Double Fusing
SGP	-	Surge Protection
PC3P	-	120-277V Pencil Photocell
CC	-	Custom Color

ACCESSORIES (Order Separately, Field Installed)

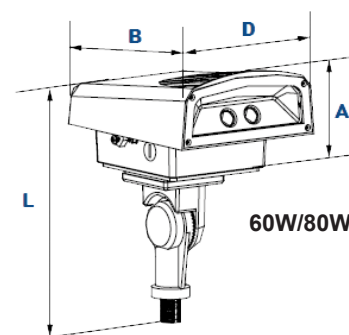
WP53.5-Q-STK	-	Ground Stake (1/2" NPS threading, black plastic)
WP53.5-Q-PTF	-	Die Cast Post Top Fitter for 2 3/8" - 3 1/2" Poles



WP53.5-Q LED Wall Pack

**60W/80W:**

Width (D):	9 3/4"
Length (B):	11 1/4"
Height (A):	6 1/8"
Length with Mounting (L):	SB: 11 7/8"
	KN: 11 7/8"
	SF: 13 3/8"

**60W/80W:**


Width (D):	6 5/8"
Length (B):	7 7/8"
Height (A):	4 1/2"
Length with Mounting (L):	10 5/8"



A Division of EELP, Inc.

 One Neshaminy Interplex Dr. - Suite 300 - Trevose, PA 19053
 (800) 490-4496 www.versaledlighting.com

 WP53.5-Q-LED
 rev: 09232020

Submitted by Convergence 	Job Name: RAINTREE ANIMAL HOSPITAL	Catalog Number: SSS-H-15-40-A-TA-DBT Notes:	Type: G CPIKC22-24804
--	--	---	---



DATE: _____ LOCATION: _____
TYPE: _____ PROJECT: _____
CATALOG #: _____

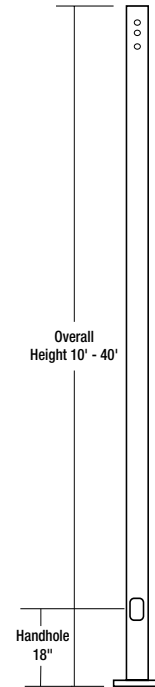
RESET

APPLICATIONS

Lighting installations for side and top mounting of luminaires with effective projected area (EPA) not exceeding maximum allowable loading of the specified pole in its installed geographic location

CONSTRUCTION

- Shaft: One-piece straight steel with square cross section, flat sides and minimum 0.23" radius on all corners; Minimum yield of 46,000 psi (ASTM-A500, Grade B); Longitudinal weld seam to appear flush with shaft side wall; Steel base plate with axial bolt circle slots welded to pole shaft having minimum yield of 36,000 psi (ASTM A36)
- base cover: Two-piece square aluminum base cover included standard
- pole cap: Pole shaft supplied with removable cover when applicable; Tenon and post-top configurations also available
- hand hole: Rectangular 3x5 steel hand hole frame (2.38" x 4.38" opening); Mounting provisions for grounding lug located behind gasketed cover
- anchor bolts: Four galvanized anchor bolts provided per pole with minimum yield of 55,000 psi (ASTM F1554). Galvanized hardware with two washers and two nuts per bolt for leveling
- Anchor bolt part numbers:
3/4 x 30 x 3 — TAB-30-M38
1 x 36 x 4 — TAB-36-M38

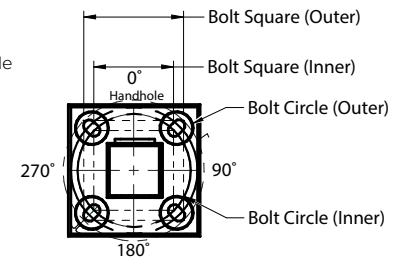


FINISH

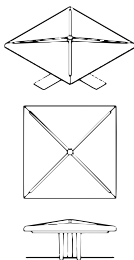
- Durable thermoset polyester powder coat paint finish with nominal 3.0 mil thickness
- Powder paint prime applied over "white metal" steel substrate cleaned via mechanical shot blast method
- Decorative finish coat available in multiple standard colors; Custom colors available; RAL number preferable

WAREHOUSE 'STOCKED' POLES:

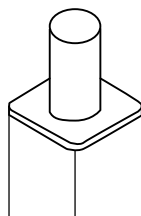
- SSSH-20-40-STK and SSSH-25-40-STK
- The above catalog numbers use a combination of the S2 and B3 drill pattern



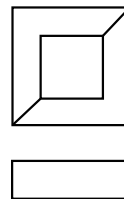
POLE CAP



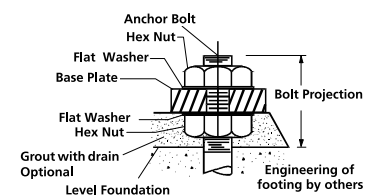
TENON




BASE COVER



BASE DETAIL



Submitted by Convergence	Job Name: RAINTREE ANIMAL HOSPITAL	Catalog Number: BDFW-36LED-03C-3-B-B1-WSA-DIM	Type: J
		Notes:	CPIKC22-24804

BDFW-LED

Construction:

- Brushed aluminum cover; aluminum chassis
- Diffuser is .10" thick extruded white acrylic
- Accent bars and rings are extruded aluminum

Light Source:

- LED
- Dimming to 10% **Included**

Notes:

- Mounts over standard J-Box
- Optional battery backup
- Vertical or Horizontal mounting
- ADA compliant (Cage style F & G non ADA)
- UL and CUL listed **DAMP** location
- LED Components
 - Replaceable Module
 - CRI > 80
 - Universal 120/277 volt standard
 - 5-Year Warranty on LED Components
- **For WET listed version see MERW 6xx Series**
- See second page for additional cage styles

Height - 12 1/4" - 16 1/4" - 24 1/4" - 36 1/4" - 48 1/4" - 72 1/4" - 96 1/4"

Width - 5 7/8"

Depth - 4"

Type:	
Job Name:	



ORDERING INFORMATION

Example: BDFW-36-LED-03C-4-PO-WSA

DFW

Size	LED	Watts	Source Lumens	Dimming	Energy Star	Kelvin	Cage	Finish	Diffuser	Options
						2 3000K 4 4000K	A B C E F G X	P2 Brushed Alum Optional (see Price List) W2 Gloss White B1 Satin Black B2 Text Black Z1 Satin Bronze Z3 Text Bronze T4 Shimmer Gray M13 Anod Silver T6 Pewter W13 Pearl Beige	WSA White Smooth Acrylic	DIM LED dimming driver (0 - 10v) DIMLD Line Voltage /TRIAC/ELV/120 Consult Factory 90CRI Consult Factory Battery Backup Options (Available with 0-10v only) BB10 10 Watts (1170lm) for 90-Mi
2-LED	O1C	9	1210	0-10v	NO	Optional 3 3500K				
3-LED	O2A	12	1600	0-10v	NO					
4-LED	O2C	18	2420	0-10v	NO					
6-LED	O3C	27	3630	0-10v	NO					
8-LED	O4C	36	4840	0-10v	NO					
12-LED	O6C	54	7260	0-10v	NO					
16-LED	O8C	72	9680	0-10v	NO					



28435 Industry Drive., Valencia, California 91355
 West Coast Sales: 800-325-4448 /661-257-0286 • fax 800-323-2346 /661-257-0201
 East Coast Sales: 866-350-0991 • fax 866-490-5754
 www.lightwayind.com • sales@lightwayind.com



Revision: 01/23/20

Cage Styles



Cage A



Cage B



Cage C



Cage D



Cage E



Cage F



Cage G

Non ADA
Depth 4 1/4"



28435 Industry Drive., Valencia, California 91355
 West Coast Sales: 800-325-4448 / 661-257-0286 • fax 800-323-2346 / 661-257-0201
 East Coast Sales: 866-350-0991 • fax 866-490-5754
www.lightwayind.com • sales@lightwayind.com



Revision: 01/23/2021