

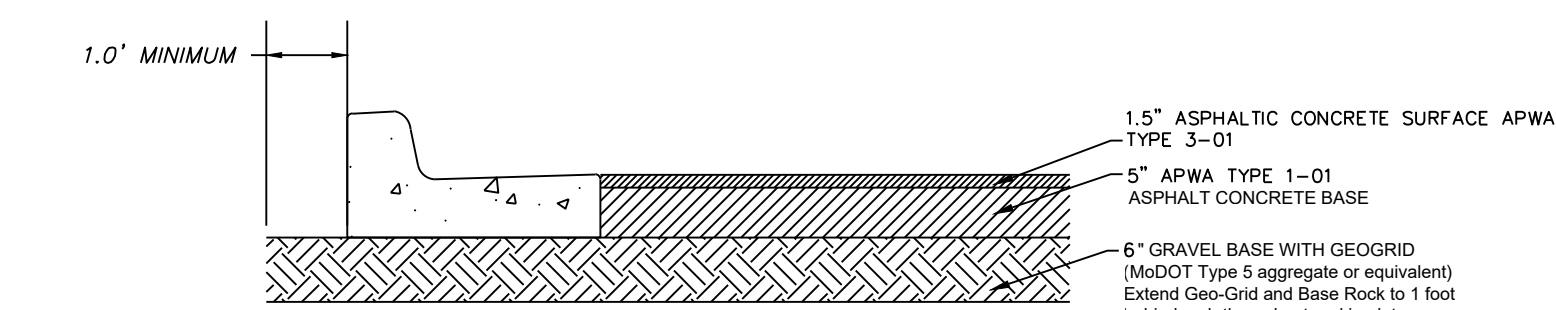




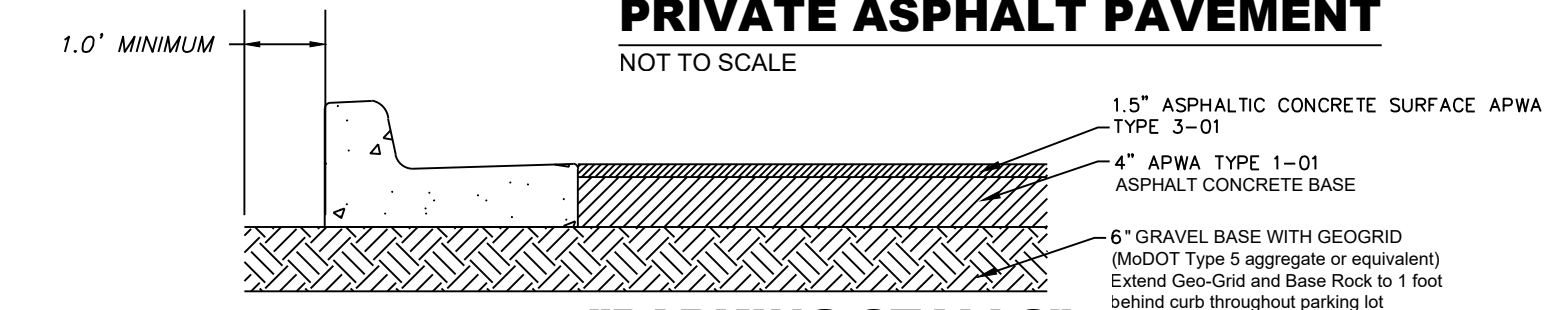
Diagram illustrating the installation of a handicapped parking sign assembly:

- R7-8 HANDICAP SIGN (WHITE W/GREEN LETTERING)**: The top sign, featuring a wheelchair symbol and the text "RESERVED PARKING".
- R7-8P HANDICAP VAN ACCESSIBLE SIGN**: The bottom sign, featuring the text "VAN ACCESSIBLE" and a wheelchair symbol.
- MOUNT ON ADJACENT BUILDING OR PROVIDE A 2" INSIDE DIA. SCHED. 40 GALV. STEEL POLE**: The pole supporting the signs.
- FINISHED GRADE**: The ground level.
- 12" DIA. x 24" DEEP CONCRETE FOOTING**: The base of the pole.
- 36" - 60" ABOVE FINISH GRADE**: The height of the sign assembly above the ground.

NOT TO SCALE



NOT TO SCALE



NOT TO SCALE

Builder shall have the option of installation 1' deep of 6" River Rock atop the top soil

Builder shall have the option of planting native plants within the 1 foot top soil line to promote infiltration of the water within the infiltration chamber

12" TOP SOIL

GRASS

GRASS

1" PVC SCH 40 PIPE

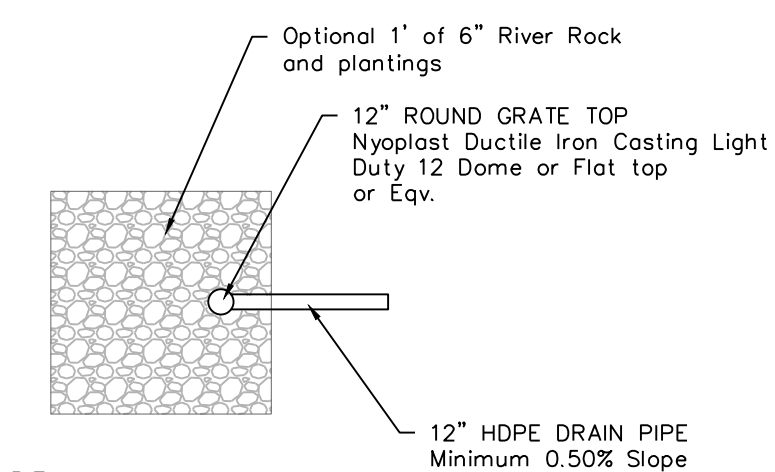
Drain to Daylight and Minimum Slope 0.50% Slope

Outlet should be directed away from any structure and terminate a minimum of 5 feet from any property line.

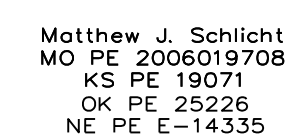
1' 2' 4' 15' MIN. FILTER FABRIC ALL AROUND PI

1 1/2" - 2 1/2" CLEAN ROCK

NOT TO SCALE



**SITE PLAN**  
Preliminary Development Plans for:  
102 SW 2ND STREET  
Lee's Summit, Jackson County, Missouri



## REVISIONS