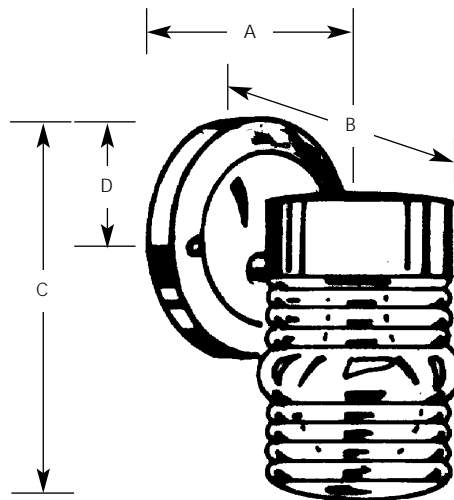


Type _____

-10 -11 -30 -31
P5602 ☐ ☐ ☐ ☐

Catalog No.	Finish				Lamping	Dimensions (Inches)			
	Polished Brass	Weathered Brass	White	Black		A	B	C	D
P5602	-10	-11	-30	-31	1-75w A19	4-1/2	5-1/2	7-1/4	2-1/4



Specifications:

General

- Wall bracket
- Clear marine type glass
- Polished Brass, Weathered Brass, White or Black finishes
- Powder coated clear finish over plating, or painted finish on steel housing
- Lamp replacement - Glass removed with thumb screw

Mounting

- Wall mounted
- Covers standard junction box
- Mounting strap for outlet box and cap nuts provided
- Back plate - 4-1/2" dia.

Electrical

- Medium base ceramic socket with nickel plated screw shell

Labeling

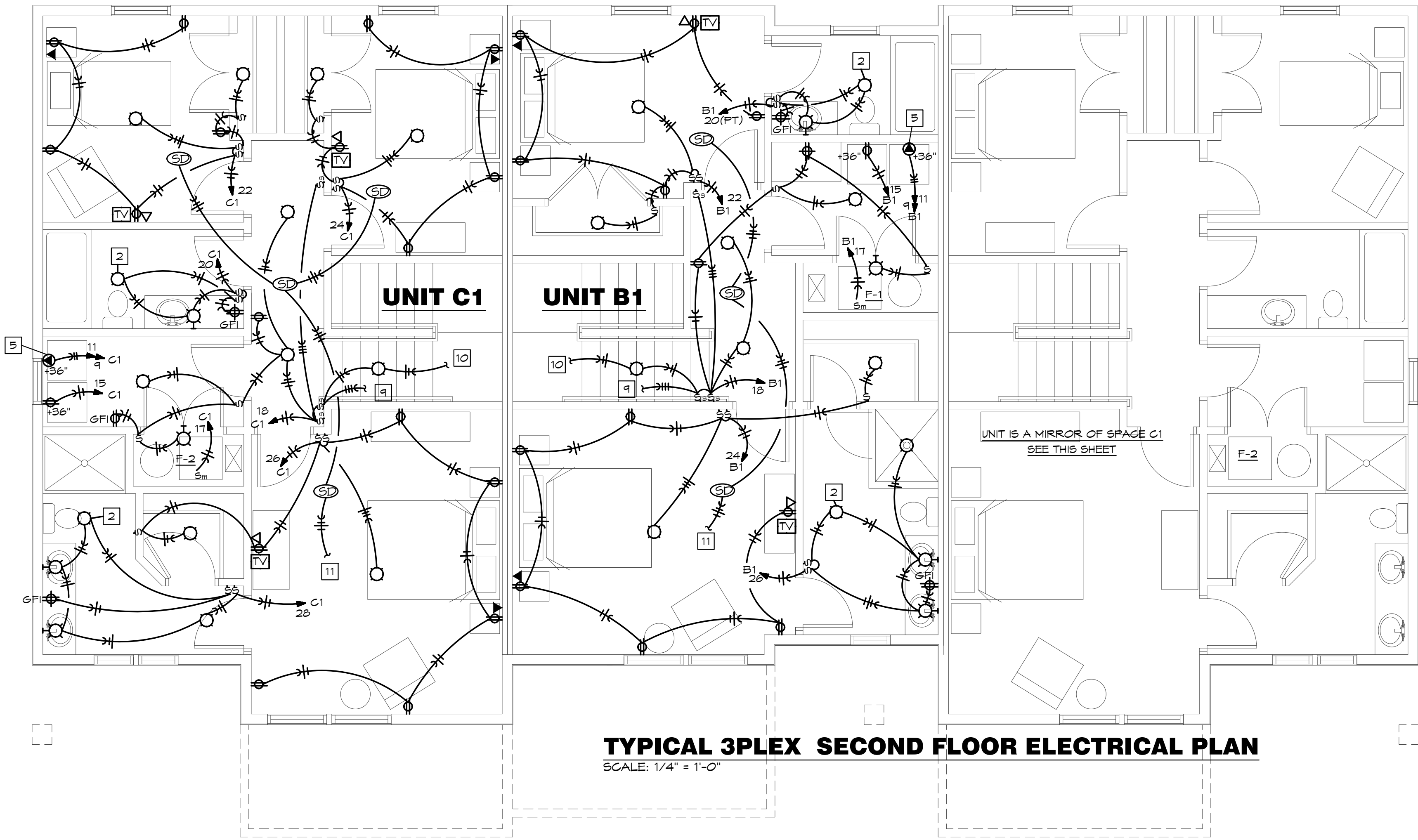
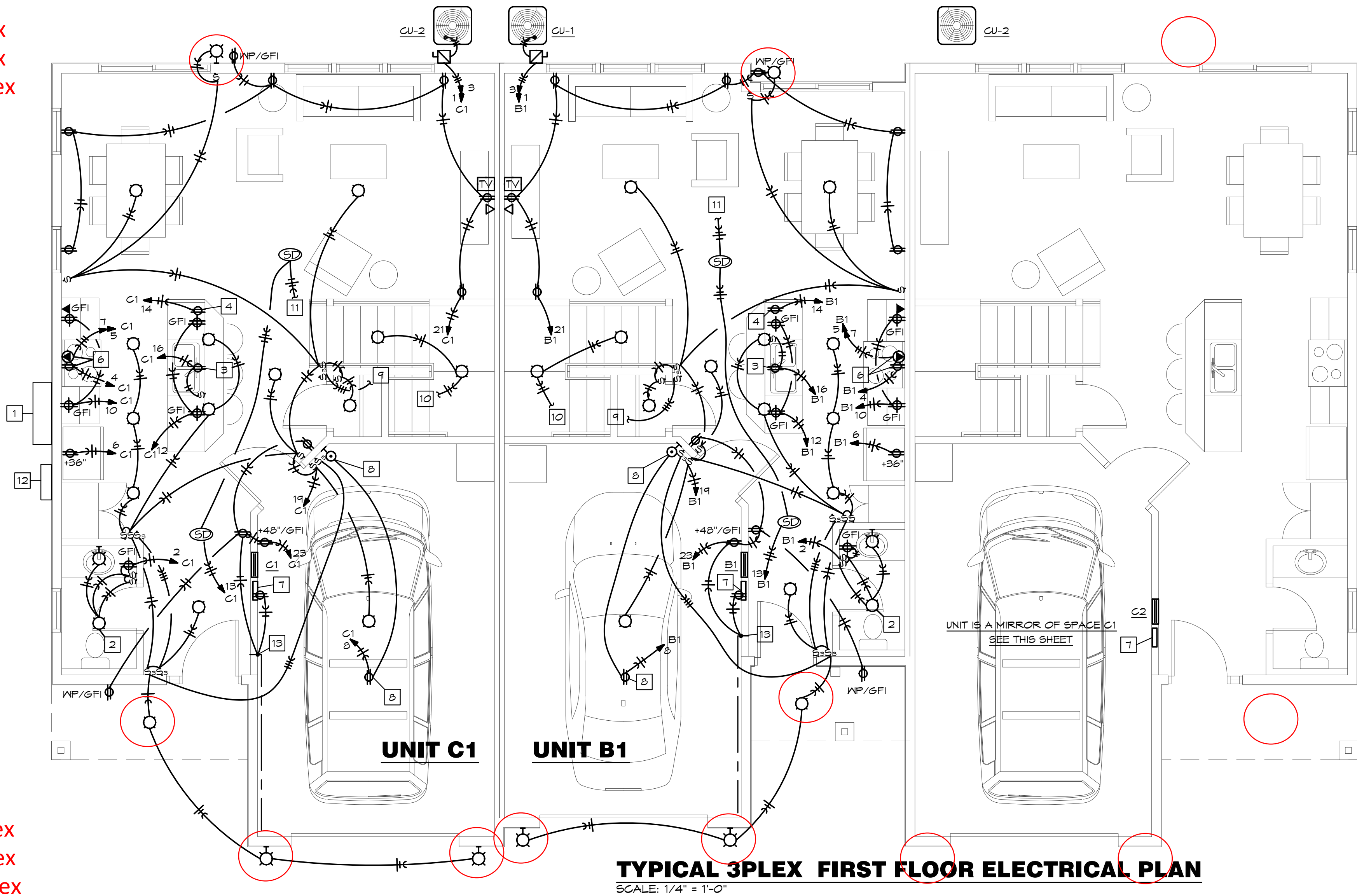
- UL-CUL wet location listed

3 light fixtures on back of 3plex
4 light fixtures on back of 4plex
5 light fixtures on front of 5 plex

refer to cut sheet P5602

9 light fixtures on front of 3plex
12 light fixtures on front of 4plex
15 light fixtures on front of 5 plex

refer to cut sheet P586231



- ELECTRICAL PLAN NOTES:**
- 1 PROPOSED LOCATION OF METER CENTER FOR ELECTRICAL SERVICE. SIDE OF BUILDING IS DETERMINED BY SITE PLAN LAYOUT. REFER TO SITE PLAN SHEET E3.0 AND RISER DIAGRAM ON SHEET E1.2 FOR MORE INFORMATION.
 - 2 CEILING MOUNTED COMBINATION LIGHT/EXHAUST FAN. PROVIDE (2) WALL SWITCHES ON WALL. ONE FOR CONNECTION TO LIGHT AND OTHER FOR CONNECTION TO EXHAUST FAN AS INDICATED.
 - 3 SWITCHED DUPLEX RECEPTACLE BELOW SINK FOR GARBAGE DISPOSAL. VERIFY EXACT LOCATION. ROUTE ALL WIRING CONCEALED.
 - 4 DUPLEX RECEPTACLE BELOW COUNTER FOR CONNECTION TO DISHWASHER. VERIFY EXACT LOCATION AND ELECTRICAL REQUIREMENTS. CIRCUIT TO BE PROTECTED BY GFCI BREAKER IN PANEL. ROUTE ALL WIRING CONCEALED.
 - 5 HEAVY DUTY OUTLET FOR CONNECTION TO CLOTHES DRYER. VERIFY NEMA CONFIGURATION AND ELECTRICAL REQUIREMENTS.
 - 6 PROVIDE HEAVY DUTY OUTLET AS FOR ELECTRIC RANGE TO RANGE/OVEN PER MANUFACTURERS INSTRUCTIONS. PROVIDE DUPLEX RECEPTACLE FOR CONNECTION TO MICROWAVE ABOVE OVEN. VERIFY EXACT LOCATION, ELECTRICAL REQUIREMENTS, AND NEMA CONFIGURATION.
 - 7 PROVIDE TELECOM TERMINATION CABINET WITH (2) 1" TO MAIN TELEPHONE TV SERVICE ENTRANCE ON EXTERIOR OF BUILDING FOR TELEPHONE/SATELLITE/CABLE WIRING BY OTHERS. VERIFY EXACT LOCATION. INSTALL DUPLEX RECEPTACLE IN CABINET FOR EQUIPMENT PROVIDED BY OTHERS.
 - 8 RECEPTACLE FLUSH MOUNTED IN CEILING FOR CONNECTION TO OVERHEAD DOOR EQUIPMENT. VERIFY EXACT LOCATIONS. PROVIDE CONTROL WIRING BETWEEN GARAGE DOOR OPENER AND CONTROL AT WALL. INSTALL PER MANUFACTURERS INSTRUCTIONS.
 - 9 CONNECTION BETWEEN 3-WAY SWITCHES CONTROLLING STAIR LIGHTS.
 - 10 CONNECTION BETWEEN LIGHT FIXTURES ILLUMINATING STAIRS.
 - 11 CONNECTION BETWEEN SMOKE DETECTORS ON FIRST AND SECOND FLOOR.
 - 12 PROPOSED LOCATION OF TELEPHONE CABINET. SIDE OF BUILDING IS DETERMINED BY SITE PLAN LAYOUT. REFER TO SHEET E2.0 FOR MORE INFORMATION. COORDINATE EXACT LOCATION WITH OWNER/SERVICE PROVIDER.
 - 13 PROVIDE POWER TO HEAT TRACE FOR PIPING ROUTED THROUGH UNCONDITIONED GARAGE. INSTALL PER MANUFACTURERS INSTRUCTIONS.

ALL RECEPTACLES WITHIN DWELLING UNITS SHALL BE TAMPER RESISTANT PER NEC 406.12

PROVIDE FIRE CAULK FOR ALL PENETRATIONS IN FIRE RATED WALLS/CEILING. REFER TO DETAIL ON THIS SHEET FOR INSTALLATION OF RECESSED FIXTURES IN FIRE RATED CEILINGS.

ALL LIGHT FIXTURES TO BE SELECTED BY OWNER.

BC PROJECT #: 21267
MISSOURI PE COA #2009003629

This drawing has been prepared by the Engineer, or under his supervision. This drawing is provided as an instrument of service by the Designer/Engineer and is intended for use on the project only. Payment to the Architectural Works Copyright Protection Act of 1990, all drawings, specifications, ideas and designs, including the overall form, arrangement and composition of spaces and elements appearing herein, constitute the original, copyrighted work of the Designer/Engineer. Any reproduction, use, or disclosure of information contained herein without prior written consent of the Designer is strictly prohibited. © 2021 BC Engineers, Inc.

BC ENGINEERS INCORPORATED

5720 Reeder Shawnee, Ks. 66203 (913)262-1772

davidson
architecture & engineering

4301 Indian Creek Parkway
Overland Park, KS 66207
phone: 813.451.9390
fax: 813.451.9391
www.davidsonae.com

7/9/2021

BRETT M. HERMANN
NUMBER
PE-20180355115

a new residential project for
Chapel Ridge Townhomes Phase 5
Lot 15C
Lee's Summit, Missouri 64064

date
07.09.2021
drawn by
SP/BH
checked by
EK/DS
revisions

sheet number
E1.0
drawing type
permit
project number
21067

Type _____

-20 -30 -31

P5862 ☐ ☐ ☐

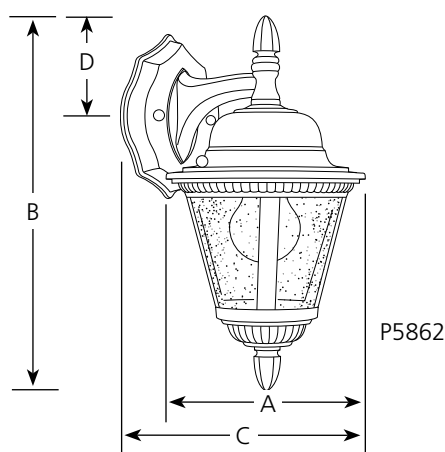
P5863 ☐ ☐ ☐

P5864 ☐ ☐ ☐

Finish

Dimensions (Inches)

Catalog No.	Antique Bronze	White	Black	Lamping	A	B	C	D
P5862	-20	-30	-31	1 (m) 60w	6-7/8	12-3/4	8-3/8	3-1/8
P5863	-20	-30	-31	1 (m) 100w	9	16	10-3/8	3-1/2
P5864	-20	-30	-31	2 (c) 60w	11	19-1/4	12-7/8	4-5/8



Specifications:

General

- Clear seeded glass:
For P5862 - 5" dia. x 4-1/4" ht
For P5863 - 7" dia. x 5-3/4" ht.
For P5864 - 8-1/2" dia. x 7" ht.
- Ribbed details with ribbed finials
- Die cast aluminum construction
- Painted finishes
- Companion post top, and chain mounted units are available


Mounting

- Wall mount
- Wall bracket covers a standard recessed 4" hexagonal outlet box
- Mounting strap included
- Canopy:
P5862 - 4-1/2" x 6-1/8" x 1"
P5863 - 5-1/4" x 6-3/4" x 1"
P5864 - 6-3/4" x 9-1/4" x 1"

Electrical

- P5862 and P5863 have ceramic medium based sockets
- P5864 has phenolic candelabra based sockets
- Pre-wired

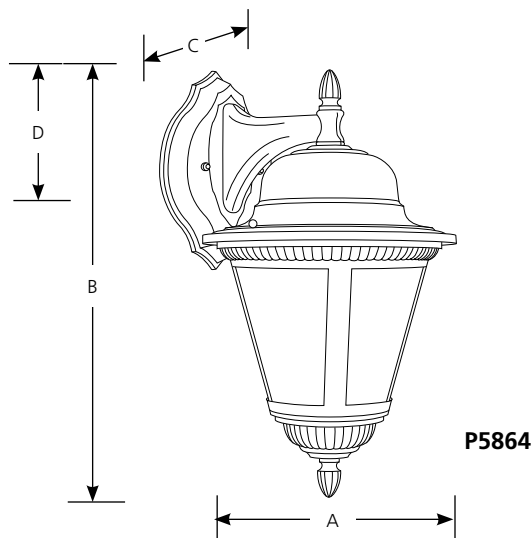
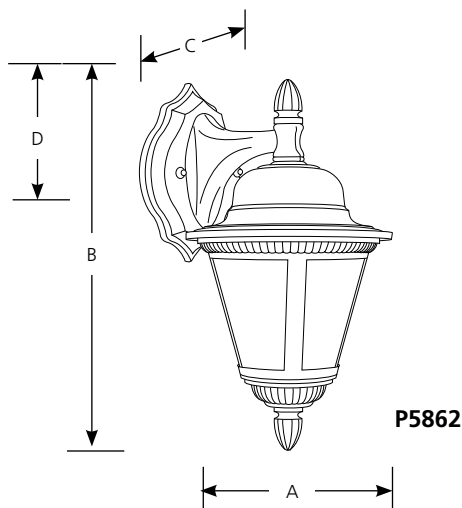
Labeling

-  US wet location listed

P5862	<input type="checkbox"/>	<input type="checkbox"/>
P5863	<input type="checkbox"/>	<input type="checkbox"/>
P5864	<input type="checkbox"/>	<input type="checkbox"/>

Finish

Catalog No.	Antique Bronze		Black	Lamping (Included)	Dimensions (Inches)			
					A	B	C	D
P5862	-20WB	-31WB		1-13w CFL	6-7/8	12-3/4	8-3/8	3-1/4
P5863	-20WB	-31WB		1-13w CFL	9	16	10-3/8	3-1/2
P5864	-20WB	-31WB		1-18w CFL	11	19-1/4	12-7/8	4-5/8



Specifications:

General

- Seeded frosted glass.
 - P5862 - 5" dia. x 4-1/4" ht.
 - P5863 - 7" dia. x 5-3/4" ht.
 - P5864 - 8-1/2" dia. x 7" ht.
- Beaded details with ribbed finials
- Die cast aluminum construction
- Painted finishes
- Energy Star Certified
- Companion post top, chain mounted and flush units


Mounting

- Wall mount
- Wall bracket covers a standard recessed 4" octagonal outlet box
- Mounting strap included
- Canopy:
 - P5862 - 4-1/2" x 6-1/8" x 1"
 - P5863 - 5-1/4" x 6-3/4" x 1"
 - P5864 - 6-3/4" x 9-1/4" x 1"

Electrical

- GU24 based socket
- Pre-wired

Labeling

- C  US wet location listed

