

Storm Water Pollution Prevention Plan

**Automotive Sales & Detail Center
2150 NE Independence
Avenue, Lee's Summit,**

**Prepared for Capital Construction Services, L.L.C.
2642 NE Hagen Rd, Lee's Summit, MO 64064
Lee's Summit, MO**



2019

Prepared by:

Davidson Architecture & Engineering, LLC
4301 Indian Creek Parkway
Overland Park, Kansas 66207
913.451.9390 (phone)

Table of Contents

Plan

Erosion and Sediment Control Inspection and Maintenance Practices

Site Description	1
Responsible Parties	1
Receiving Waters	1
Attainment of Water Quality Standards After Authorization	2
Stormwater Controls	2
Stabilization Practices	2
Work Tracking - to be completed by Contractor	3
Winter or Adverse Conditions Inspections Procedures	3
Structural Practices	4
Other Controls	4
Non Storm Water Discharges	5
Post Construction Stormwater Management	5
Applicable State or Local Programs	5
Inspections	6
Maintenance	6
Erosion and Sediment Control Inspection and Maintenance Practices	6
Employee Training	7
Inventory for Pollution Prevention Plan	7
Spill Prevention	7
Spill Prevention	8
Pollution Prevention Plan Certification - to be completed by Owner & Contractor	9
Inspection Log	10
Training Log	11
Inspection and Maintenance Report Form A	12
Inspection and Maintenance Report Form B	13
Inspection and Maintenance Report Form C	14

Documentation

Vicinity/USGS Map (8.5"x11")
FEMA Floodplain Exhibit (8.5"x11")
KDHE # MORA15909

Construction Documents

Erosion Control Plan

Reports – To Be Completed By Contractor

Inspection and Maintenance Report Form A
Inspection and Maintenance Report Form B

**Automotive Sales & Detail Center
STORMWATER POLLUTION PREVENTION PLAN (SWPPP)**

SITE DESCRIPTION

Project Name:	Automotive Sales & Detail Center
Project Location:	2150 NE Independence Avenue, Lee's Summit, MO 64064 Lee's Summit, MO
Owner Name:	Balderston
Owner Address:	3200 NW South Outer Road Lee's Summit, MO
Description:	

This project consists of a Commercial Development of approximately 5.57 acres on a 29.35 acre parcel, with the site generally sloping from N & W.

Runoff Coefficient:	Existing:	The existing runoff coefficient (C) for the site is 0.3.
	Proposed:	The proposed runoff coefficients (C) for the site are 0.35.
Site Area:	5.57 acres are to be disturbed during construction activities.	

Sequence of Major Activities:

The order of activities will be as follows:

- | | |
|---|---|
| <ol style="list-style-type: none"> 1. Install perimeter silt fence, construction entrances, & inlet protection. 2. Clear and grub areas to be disturbed. 3. Demolition: Building, utilities, pavement, etc. 4. Rough grade site. 5. Utility installation | <ol style="list-style-type: none"> 6. Finish grade site 7. Building construction 8. Construct concrete curbs, entrances, sidewalks, & asphalt pavement. 9. Stabilize site (seeding & landscaping) 10. Remove erosion control BMP's |
|---|---|

Responsible Parties:

Individual/Company	Phone Number	Provided
Capital Construction Services, L.L.C.	916-277-8282	General Contractor
		Erosion Control Contractor/Inspector
		SWPPP Revisions/Maintenance
		Stabilization

<p>Name of Receiving Waters: is on 303(d) list: <u>NO</u></p> <p>Pollutant Addressed: <u>NONE</u></p> <p>This specific project or general construction activity is identified on 303(d) list or associated assumptions and allocations identified in the TMDL for the discharge: <u>NO</u></p> <p>Additional Controls Implemented: <u>NONE</u></p>	<p>The entire site drains to a tributary to Lakewood Lake</p> <p>Project is not located within the jurisdiction of an MS-4</p>
--	--

ATTAINMENT OF WATER QUALITY STANDARDS AFTER AUTHORIZATION

- a. The permittee must select, install, implement, and maintain BMPs at the construction site that minimize pollutants in the discharge as necessary to meet applicable water quality standards. In general, except in situations explained below, the SWPPP developed, implemented, and updated to be considered as stringent as necessary to ensure that the discharges do not cause or contribute to an excursion above any applicable water quality standard.
- b. At any time after authorization, the Department may determine that the stormwater discharges may cause, have reasonable potential to cause, or contribute to an excursion above any applicable water quality standard. If such a determination is made, the Department will require the permittee to:
 - i. Develop a supplemental BMP action plan describing SWPPP modifications to address adequately the identified water quality concerns and submit valid and verifiable data and information that are representative of ambient conditions and indicate that the receiving water is attaining water quality standards; or
 - ii. Cease discharges of pollutants from construction activity and submit an individual permit application

I understand and agree to follow the above text regarding the attainment of water quality standards after authorization.	Yes <input checked="" type="checkbox"/>	No <input type="checkbox"/>
--	---	-----------------------------

STORMWATER CONTROLS

Initial Site Stabilization, Erosion, and Sediment Controls and Best Management Practices

- | | | |
|---|---|-----------------------------|
| a. Initial Site Stabilization: Site will only be initially disturbed as necessary to construct pre-clearing BMPs. Less than one acre of land should be disturbed in the process. | | |
| b. Erosion and Sediment Controls: BMPs include temporary construction entrances, perimeter/interior silt fence, inlet / outlet protection, native vegetation swales and bioretention cell storm systems | | |
| c. If periodic inspections or other information indicates a control has been used inappropriately or incorrectly, the operator will replace or modify the control for site situations: | Yes <input checked="" type="checkbox"/> | No <input type="checkbox"/> |
| d. Off-site accumulations of sediment will be removed at a frequency sufficient to minimize off-site impacts: | Yes <input checked="" type="checkbox"/> | No <input type="checkbox"/> |
| e. Sediment will be removed from sediment traps or sedimentation ponds when design capacity has been reduced to 50%: | Yes <input checked="" type="checkbox"/> | No <input type="checkbox"/> |
| f. Litter, construction debris, and construction chemicals exposed to stormwater shall be prevented from becoming a pollutant source for stormwater discharges: | Yes <input checked="" type="checkbox"/> | No <input type="checkbox"/> |
| g. Off-site material storage areas used solely by the permitted project are being covered by this SWPPP: | Yes <input checked="" type="checkbox"/> | No <input type="checkbox"/> |
| <i>Any potential off-site storage areas used by the permitted project will be determined by Contractor and will be protected by silt fencing or other appropriate BMPs.</i> | | |

Stabilization Practices

- | | | |
|--|---|-----------------------------|
| a. Description and Schedule: After initial BMP installation (perimeter silt fence, entrances, inlet/outlet protection), the site will be cleared, grubbed, and graded. All BMPs will be maintained throughout remainder of the project and site stabilization. | | |
| b. Buffer Areas: All proposed grading activities at least twenty-five (25) feet from any named or unnamed streams. Grading activities are also at least fifty (50) feet from any established TMDL water bodies, streams listed on the 303 (d)-list, Extraordinary Resource Waters, Ecologically Sensitive Water bodies and Natural and Scenic Waterways. | Yes <input checked="" type="checkbox"/> | No <input type="checkbox"/> |
| c. Stabilization Records: A record of the dates when grading activities occur, when construction activities temporarily or permanently cease on a portion of the site, and when stabilization measures are initiated shall be included with the plan. (see below) | Yes <input checked="" type="checkbox"/> | No <input type="checkbox"/> |

WORK TRACKING (ATTACH ADDITIONAL SHEETS IF NEEDED)

Major Grading Activity	Description	Date Begun	Date Complete

Construct. Activity Cessation	Description	Date Begun	Date Complete

Stabilization Measure(s)	Description	Date Begun	Date Complete

- d. Stabilization Schedule: Except as provided below, stabilization measures must be initiated as soon as practicable in portions of the site where construction activities have temporarily or permanently ceased, but in no case more than 14 days after the **construction activity** in that portion of the site has temporarily or permanently ceased.
- i. Where stabilization by the 14th day is precluded by snow cover or frozen ground conditions, stabilizations measures must be initiated as soon as practicable.
 - ii. Where **construction activity** on a portion of the site is temporarily ceased, and earth disturbing activities will be resumed within 14 days, temporary stabilization measures do not have to be initiated on that portion of the site.
 - iii. In semiarid and drought-stricken areas where initiating perennial vegetative stabilization measures is not possible within 14 days after **construction activity** has temporarily or permanently ceased, final vegetative stabilization measures must be initiated as soon as practicable.

Erosion Control Practices		
<input type="checkbox"/>	Silt Fence	<input type="checkbox"/>
<input type="checkbox"/>	Sediment Basin	<input type="checkbox"/>
<input type="checkbox"/>	Straw bales	<input type="checkbox"/>
<input type="checkbox"/>	Inlet Protection	<input type="checkbox"/>
<input type="checkbox"/>	Seeding/mulching	<input type="checkbox"/>
<input type="checkbox"/>	Temporary construction entrance	<input type="checkbox"/>
<input type="checkbox"/>	Ditch checks	<input type="checkbox"/>
<input type="checkbox"/>	Other:	<input type="checkbox"/>
Structural Practices		
a.	Earth Stockpiles: Filter fabric fences or straw bales around temporary earth stockpiles while they are in use.	
b.	Storm Sewer Inlets: Straw bales or filter fabric fence around storm sewer inlets until all disturbed areas surrounding the inlets are stabilized.	
c.	Trench Excavation: Trench excavation spoils not immediately hauled off will be backfilled into the trenches in a continuous operation. Excavated material required for backfilling will be placed next to the trenches, but no closer than half the depth of the trench, for safety reasons.	
Other Controls		
a.	Solid materials, including building materials, shall be prevented from being discharged to Waters of the State:	Yes <input checked="" type="checkbox"/> No <input type="checkbox"/>
b.	Off-site vehicle tracking of sediments and the generation of dust shall be minimized through the use of:	A stabilized construction entrance and exit <input checked="" type="checkbox"/>
		Vehicle tire washing <input type="checkbox"/>
		Other controls, describe <input type="checkbox"/>
<i>Contractor will be responsible for cleanup of all offsite sediment created by this project.</i>		
c.	Temporary Sanitary Facilities: All sanitary waste will be collected for the portable units a minimum of twice per week by a licensed sanitary waste management contractor, as required by local regulation.	
d.	Concrete Waste Area Provided:	Yes <input type="checkbox"/> No <input checked="" type="checkbox"/>
		No <input type="checkbox"/>
		N/A <input type="checkbox"/>
e.	Fuel Storage Areas: Fuel tanks will be placed in bermed areas if kept onsite. Truck Washing shall only occur on the Temporary Construction Entrances	

Non-Stormwater Discharges		
a. The following allowable non-stormwater discharges comingled with stormwater are present or anticipated at the site:	Fire-fighting activities;	<input type="checkbox"/>
	Fire hydrant flushings;	<input type="checkbox"/>
	Water used to wash vehicles (where detergents, etc. are not used) or to control dust	<input checked="" type="checkbox"/>
	Potable water sources including uncontaminated waterline flushings;	<input type="checkbox"/>
	Landscape Irrigation;	<input type="checkbox"/>
	Routine external building wash down which does not use detergents, etc.;	<input checked="" type="checkbox"/>
	Pavement wash waters where spills or leaks of toxic or hazardous materials have not occurred (unless all spilled materials have been removed) and where detergents, etc. are not used;	<input checked="" type="checkbox"/>
	Uncontaminated air conditioning, compressor condensate;	<input type="checkbox"/>
	Uncontaminated springs, excavation dewatering and groundwater;	<input type="checkbox"/>
Foundation or footing drains where flows are not contaminated with process materials such as solvents	<input type="checkbox"/>	
b. All non-storm water discharges will be directed to appropriate sediment control devices (silt fence, etc.) to minimize the sediment discharged from the site.	Yes <input checked="" type="checkbox"/>	No <input type="checkbox"/>
Post Construction Stormwater Management		
Describe measures installed during the construction process to control pollutants in stormwater discharges that will occur after construction operations have been completed: Concrete curb and gutter, storm piping, silt fence		
Applicable State or Local Programs		
The SWPPP will be updated as necessary to reflect any revisions to applicable federal, state, or local requirements that affect the stormwater controls implemented at the site.	Yes <input checked="" type="checkbox"/>	No <input type="checkbox"/>

Inspections		
a.	Inspection frequency:	Every 7 calendar days or <input type="checkbox"/>
		At least once every 14 calendar days and within 24 hours of the end of storm event 0.5" or greater (a rain gauge must be maintained on-site) <input checked="" type="checkbox"/>
b.	Inspections: Completed inspection forms will be kept within the SWPPP	Inspection forms, included, will be used <input checked="" type="checkbox"/>
c.	Inspection records will be retained as part of the SWPPP for at least three years from the date of termination.	<input checked="" type="checkbox"/>
d.	It is understood that the following sections describe waivers of site inspection requirements. All applicable documentation requirements will be followed in accordance with the referenced sections:	Winter Conditions (see <i>Stabilization Practices</i>) <input checked="" type="checkbox"/>
		Adverse Weather Conditions (see <i>Stabilization Practices</i>) <input checked="" type="checkbox"/>
Maintenance		
Describe measures installed during the construction process to control pollutants in stormwater discharges that will occur after construction operations have been completed: Concrete curb and gutter, storm piping, silt fence		
Erosion and Sediment Control inspection and Maintenance Practices		
<p>These are the inspection and maintenance practices that will be used to maintain erosion and sediment controls. The stormwater pollution prevention plan controls and measures contained, indicated and outlined herein are based on accepted standards and good engineering practice. Erosion control measures shall be installed in accordance with the plan details, State and Local standards, and quality construction practice.</p> <ul style="list-style-type: none"> ● Pollution prevention measures constructed on the site shall be inspected and a report shall be written by a qualified representative of the property once every fourteen (14) calendar days and within 24 hours of a rainfall event measuring 0.5 inches in a 24-hour period. Inspection and reporting at this rate shall continue until final stabilization is completed and henceforth at a monthly interval until a Notice of Termination is accepted by ● The site will be disturbed only as necessary and phased as needed to minimize effects. ● All measures will be maintained in good working order; if a repair is necessary, it will be initiated within 72 hours of the report. ● Built-up sediment will be removed from silt fence and inlet protection when it has reached one-third the height of the structure. ● Silt fence will be inspected for depth of sediment, tears, to see if the fabric is securely attached to the fence posts, and to see that the fence posts are firmly in the ground. ● Construction Entrances shall be cleaned, turned over, or rock excavated and replaced when the rock becomes clogged with silt. Under no circumstances are soils to be permitted to be tracked off-site. ● Disturbed areas shall be stabilized with mulch or similarly effective soil stabilization BMP's whenever soil disturbing activities have permanently ceased or temporarily ceased and will not resume for a period exceeding 14 days. Stabilization is to be initiated immediately when the soil disturbing activities cease, with initial stabilization activities to be completed within 21 days. ● Temporary and permanent seeding and planting will be inspected for bare spots, washouts, and healthy growth. ● A maintenance inspection report will be made after each inspection. A copy of the report form to be completed by the inspector is attached. ● The site superintendent will select individuals who will be responsible for inspections, maintenance and repair activities, and filling out the inspection and maintenance reports. 		

- Personnel selected for inspection and maintenance responsibilities will receive training from the site superintendent. They will be trained by the superintendent in all the inspection and maintenance practices necessary for assessing effectiveness and keeping the erosion and sediment controls used onsite in good working order.

Employee Training

The Contractor shall train personnel who are responsible for implementing activities identified in the SWPPP on the components and goals of the SWPPP and the requirements of the general permit. This includes contractors and subcontractors. Training will be given by a knowledgeable and qualified trainer. Formal training shall be at the start of construction and monthly thereafter, with pertinent discussions and training opportunities about the SWPPP and issues/changes as necessary between training sessions. Records of formal training shall be maintained within the SWPPP. Training records that are maintained electronically (i.e. database, etc) do not need to be maintained within the SWPPP but must be accessible upon request.

***Formal training classes given by Universities or other third-party organizations are not required but recommended for qualified trainers; the Contractor is responsible for the content of the training being adequate for personnel to implement the requirements of the SWPPP.

Inventory for Pollution Prevention Plan

The following materials or substances are expected to be present onsite during construction:

- | | |
|--|---|
| <input type="checkbox"/> Fertilizer | <input type="checkbox"/> Petroleum Based Products |
| <input type="checkbox"/> Cleaning Solvents | <input type="checkbox"/> Masonry Block |
| <input type="checkbox"/> Tar | <input type="checkbox"/> Wood |
| <input type="checkbox"/> Concrete | <input type="checkbox"/> Metal Studs |
| <input type="checkbox"/> Paints | <input type="checkbox"/> Detergents |
| <input type="checkbox"/> Roofing Shingles | <input type="checkbox"/> Other: |

SPILL PREVENTION

Material Management Practices

The following are the material management practices that will be used to reduce the risk of spills or other accidental exposure of materials and substances to storm water runoff.

Good Housekeeping:

The following good housekeeping practices will be followed onsite during the construction project.

- An effort will be made to store only enough product required to do the job
- Products will be kept in their original containers with the original manufacturer's label
- Substances will not be mixed with one another unless recommended by the manufacturer
- Whenever possible, all of a product will be used before disposing of the container
- Manufacturers' recommendations for proper use and disposal will be followed
- The site manager will inspect daily to ensure proper use and disposal of materials onsite.

Hazardous Products:

- These practices are used to reduce the risks associated with hazardous materials.
- Products will be kept in original containers unless they are not re-sealable
- Original labels and material safety data sheets will be retained; they contain important product
- If surplus product must be disposed of, manufacturers' or local and State recommended methods for proper disposal will be followed.

SPILL PREVENTION (Continued)

Product Specific Practices

The following product specific practices will be followed onsite:

Petroleum Products:

All onsite vehicles will be monitored for leaks and receive regular preventive maintenance to reduce the chance of leakage. Petroleum products will be stored in tightly sealed containers which are clearly labeled. Any asphalt substances used onsite will be applied according to the manufacturer's recommendations.

Concrete:

Concrete is considered to be a water contaminant and, therefore, is subject to the standards mentioned above. It is illegal to dispose of concrete in any waters of the state or to place, cause, or permit concrete to be placed in a location where it is reasonably certain to cause pollution to any water of the state.

Paints:

All containers will be tightly sealed and stored when not required for use. Excess paint will not be poured into the storm sewer system but will be properly disposed of according to manufacturer's instruction or state and local regulations.

Fertilizers:

Fertilizers used will be applied only in minimum amounts recommended by the manufacturer. Once applied, fertilizer will be worked into the soil to limit exposure to storm water. Storage will be in a covered shed or other appropriate enclosure. The contents of any partially used bags of fertilizers will be transferred to a sealable plastic bin to avoid spills.

Spill Control Practices

In addition to the good housekeeping and material management practices discussed in the previous sections of the plan, the following practices will be followed for spill prevention and cleanup:

- Manufacturers' methods for spill cleanup will be clearly posted and site personnel will be made aware of the procedures and the location of the information and cleanup supplies.
- Materials and equipment necessary for spill cleanup will be kept in the material storage area onsite. Equipment and materials may include but not be limited to brooms, dust pans, maps, rags, gloves, goggles, kitty litter, sand, sawdust, and plastic and metal trash containers specifically for this purpose.
- All spills will be cleaned up immediately after discovery.
- The spill area will be kept well ventilated and personnel will wear appropriate protective clothing to prevent injury from contact with a hazardous substance.
- Spills of toxic or hazardous material will be reported to the appropriate State or local government agency, regardless of size.
- The spill prevention plan will be adjusted to include measures to this type of spill from reoccurring and how to clean up the spill if there is another one. A description of the spill, what caused it, and cleanup measures will also be included.

- The site superintendent responsible for the day-to-day site operations will be the spill prevention and cleanup coordinator. He will designate site personnel who will receive spill prevention and cleanup training. These individuals will each become responsible for a particular phase of prevention and cleanup. The name of responsible spill personnel will be posted in the material storage area and in the office trailer onsite.

POLLUTION PREVENTION PLAN CERTIFICATION

Attainment of Water Quality Standards After Authorization

- a. The permittee must select, install, implement, and maintain BMPs at the construction site that minimize pollutants in the discharge as necessary to meet applicable water quality standards. In general, the SWPPP developed, implemented, and updated to be considered as stringent as necessary to ensure that the discharges do not cause or contribute to an excursion above any applicable water quality standard.
- b. At any time after authorization, the Department may determine that the storm water discharges may cause, have reasonable potential to cause, or contribute to an excursion above any applicable water quality standard. If such a determination is made, the Department will require the permittee to:
 - i. Develop a supplemental BMP action plan describing SWPPP modifications to address adequately the identified water quality concerns and submit valid and verifiable data and information that are representative of ambient conditions and indicate that the receiving water is attaining water quality standards; or
 - ii. Cease discharges of pollutants from construction activity and submit an individual permit application.

I understand and agree to follow the above text regarding the attainment of water quality standards after authorization and I certify under penalty of law that this document and all attachments were prepared under my direction or supervision in accordance with a system designed to assure that qualified personnel properly gathered and evaluated the information submitted. Based on my inquiry of the person or persons who manage the system, or those persons directly responsible for gathering the information, the information submitted is, to the best of my knowledge and belief, true, accurate, and complete. I am aware that there are significant penalties for submitting false information, including the possibility of fine and imprisonment for knowing violations.

Signed: _____ Name: _____
 Owner

Date: _____

CONTRACTOR'S CERTIFICATION

I certify under penalty of law that I understand the terms and conditions of the general National Pollutant Discharge Elimination System (NPDES) permit that authorizes the storm water discharges associated with industrial activity from the construction site identified as part of this certification.

Representative	For	Responsible for
_____ Name _____ Signature _____ Date	Capital Construction Services, L.L.C. 2642 NE Hagen Rd, Lee's Summit, MO 64064 Lee's Summit, MO	Earthwork Contractor Erosion Control Contractor Erosion Control Inspector SWPPP Maintenance Stabilization

Table of Contents

Plan

Erosion and Sediment Control Inspection and Maintenance Practices

Site Description	1
Responsible Parties	1
Receiving Waters	1
Attainment of Water Quality Standards After Authorization	2
Stormwater Controls	2
Stabilization Practices	2
Work Tracking - to be completed by Contractor	3
Winter or Adverse Conditions Inspections Procedures	3
Structural Practices	4
Other Controls	4
Non Storm Water Discharges	5
Post Construction Stormwater Management	5
Applicable State or Local Programs	5
Inspections	6
Maintenance	6
Erosion and Sediment Control Inspection and Maintenance Practices	6
Employee Training	7
Inventory for Pollution Prevention Plan	7
Spill Prevention	7
Spill Prevention	8
Pollution Prevention Plan Certification - to be completed by Owner & Contractor	9
Erosion Control Samples and Descriptions	10
Erosion Control Samples and Descriptions	11
Erosion Control Samples and Descriptions	12
Erosion Control Samples and Descriptions	13
Erosion Control Samples and Descriptions	14
Inspection Log	15
Training Log	16
Inspection and Maintenance Report Form A	17
Inspection and Maintenance Report Form B	18
Inspection and Maintenance Report Form C	19

Documentation

Vicinity/USGS Map (8.5"x11")
FEMA Floodplain Exhibit (8.5"x11")
KDHE #

Construction Documents

Erosion Control Plan

Reports – To Be Completed By Contractor

Inspection and Maintenance Report Form A
Inspection and Maintenance Report Form B

**Automotive Sales & Detail Center
STORMWATER POLLUTION PREVENTION PLAN (SWPPP)**

SITE DESCRIPTION

This project, Automotive Sales & Detail Center, is located at 2150 NE Independence Avenue, Lee's Summit, MO 64064 Lee's Summit, MO. This project consists of a Commercial Development of approximately 5.57 acres on a 29.35 acre parcel, with the site generally sloping from N & W. The existing runoff coefficient (C) for the site is 0.3. The proposed runoff coefficient (C) for the site is 0.35. 10024-Greenton-Urban land complex with slopes ranging from 5 to 9 percent, with a hydrologic soil group D, and land classification of Loess Upland Prairie with Grass/Prairie

OWNER INFORMATION

Owner Name: Balderston

Owner Address 3200 NW South Outer Road Lee's Summit, MO

SEQUENCE OF MAJOR EVENTS

The order of activities will be as follows:

- | | |
|--|--|
| 1. Install perimeter silt fence, construction entrances, & inlet protection. | 6. Finish grade site. |
| 2. Clear and grub areas to be disturbed. | 7. Building construction. |
| 3. Demolition: Building, utilities, pavement, etc. | 8. Construct concrete curbs, entrances, sidewalks, & asphalt pavement. |
| 4. Rough grade site. | 9. Stabilize site (seeding & landscaping). |
| 5. Utility installation. | 10. Remove erosion control BMP's. |

RESPONSIBLE PARTIES:

Individual/Company:
Capital Construction Services, L.L.C.

Phone Number:
916-277-8282

Service Provided:
General Contractor
Erosion Control Contractor/Inspector
SWPPP Revisions/Maintenance
Stabilization

RECEIVING WATERS:

The entire site drains to a tributary to Lakewood Lake. Project is not located within the jurisdiction of an MS-4. The receiving water is not on the 303(d) list. No pollutants need to be addressed. This specific project or general construction activity is not identified on 303(d) list or associated assumptions and allocations identified in the TMDL for the discharge. There are no additional controls implemented.

ATTAINMENT OF WATER QUALITY STANDARDS AFTER AUTHORIZATION

- a. The permittee must select, install, implement, and maintain BMPs at the construction site that minimize pollutants in the discharge as necessary to meet applicable water quality standards. In general, except in situations explained below, the SWPPP developed, implemented, and updated to be considered as stringent as necessary to ensure that the discharges do not cause or contribute to an excursion above any applicable water quality standard.
- b. At any time after authorization, the Department may determine that the stormwater discharges may cause, have reasonable potential to cause, or contribute to an excursion above any applicable water quality standard. If such a determination is made, the Department will require the permittee to:
 - i. Develop a supplemental BMP action plan describing SWPPP modifications to address adequately the identified water quality concerns and submit valid and verifiable data and information that are representative of ambient conditions and indicate that the receiving water is attaining water quality standards; or
 - ii. Cease discharges of pollutants from construction activity and submit an individual permit application

I understand and agree to follow the above text regarding the attainment of water quality standards after authorization. Yes No

STORMWATER CONTROLS

Initial Site Stabilization, Erosion, and Sediment Controls and Best Management Practices

- a. Initial Site Stabilization: Site will only be initially disturbed as necessary to construct pre-clearing BMPs. Less than one acre of land should be disturbed in the process.
- b. Erosion and Sediment Controls: BMPs include temporary construction entrances, perimeter/interior silt fence, inlet / outlet protection, native vegetation swales and bioretention cell storm systems.
- c. If periodic inspections or other information indicates a control has been used inappropriately or incorrectly, the operator will replace or modify the control for site situations: Yes No
- d. Off-site accumulations of sediment will be removed at a frequency sufficient to minimize off-site impacts: Yes No
- e. Sediment will be removed from sediment traps or sedimentation ponds when design capacity has been reduced to 50%: Yes No
- f. Litter, construction debris, and construction chemicals exposed to stormwater shall be prevented from becoming a pollutant source for stormwater discharges: Yes No
- g. Off-site material storage areas used solely by the permitted project are being covered by this SWPPP: Yes No

Any potential off-site storage areas used by the permitted project will be determined by Contractor and will be protected by silt fencing or other appropriate BMPs.

Stabilization Practices

- a. Description and Schedule: After initial BMP installation (perimeter silt fence, entrances, inlet/outlet protection), the site will be cleared, grubbed, and graded. All BMPs will be maintained throughout remainder of the project and site stabilization.
- b. Buffer Areas: All proposed grading activities at least twenty-five (25) feet from any named or unnamed streams. Grading activities are also at least fifty (50) feet from any established TMDL water bodies, streams listed on the 303 (d)-list, Extraordinary Resource Waters, Ecologically Sensitive Water bodies and Natural and Scenic Waterways. Yes No
- c. Stabilization Records: A record of the dates when grading activities occur, when construction activities temporarily or permanently cease on a portion of the site, and when stabilization measures are initiated shall be included with the plan. (see below) Yes No

WORK TRACKING (ATTACH ADDITIONAL SHEETS IF NEEDED)			
Major Grading Activity	Description	Date Begun	Date Complete
Construct. Activity Cessation	Description	Date Begun	Date Complete
Stabilization Measure(s)	Description	Date Begun	Date Complete

- d. Stabilization Schedule: Except as provided below, stabilization measures must be initiated as soon as practicable in portions of the site where construction activities have temporarily or permanently ceased, but in no case more than 14 days after the **construction activity** in that portion of the site has temporarily or permanently ceased.
 - i. Where stabilization by the 14th day is precluded by snow cover or frozen ground conditions, stabilizations measures must be initiated as soon as practicable.
 - ii. Where **construction activity** on a portion of the site is temporarily ceased, and earth disturbing activities will be resumed within 14 days, temporary stabilization measures do not have to be initiated on that portion of the site.
 - iii. In semiarid and drought-stricken areas where initiating perennial vegetative stabilization measures is not possible within 14 days after **construction activity** has temporarily or permanently ceased, final vegetative stabilization measures must be initiated as soon as practicable.

Erosion Control Practices

- | | | | |
|-------------------------------------|------------------|-------------------------------------|---------------------------------|
| <input checked="" type="checkbox"/> | Silt Fence | <input type="checkbox"/> | Seeding/mulching |
| <input type="checkbox"/> | Sediment Basin | <input checked="" type="checkbox"/> | Temporary construction entrance |
| <input type="checkbox"/> | Straw bales | <input type="checkbox"/> | Ditch checks |
| <input checked="" type="checkbox"/> | Inlet Protection | <input type="checkbox"/> | Other: |

Structural Practices

Structural control locations are illustrated in the construction plan. Structural controls that will be used during construction activities include:

- a. **Earth Stockpiles:** Filter fabric fences or straw bales around temporary earth stockpiles while they are in
- b. **Storm Sewer Inlets:** Straw bales or filter fabric fence around storm sewer inlets until all disturbed areas surrounding the inlets are stabilized.
- c. **Trench Excavation:** Trench excavation spoils not immediately hauled off will be backfilled into the trenches

Other Controls

- a. Solid materials, including building materials, shall be prevented from being discharged to Waters of the State: Yes No
- b. Off-site vehicle tracking of sediments and the generation of dust shall be minimized through the use of:
 - A stabilized construction entrance and exit
 - Vehicle tire washing
 - Other controls, describe

Contractor will be responsible for cleanup of all offsite sediment created by this project.

- c. Temporary Sanitary Facilities: All sanitary waste will be collected for the portable units a minimum of twice per week by a licensed sanitary waste management contractor, as required by local regulation.
- d. Concrete Waste Area Provided:

Yes	<input checked="" type="checkbox"/>
No	<input type="checkbox"/>
N/A	<input type="checkbox"/>
- e. Fuel Storage Areas: Fuel tanks will be placed in bermed areas if kept onsite. Truck Washing shall only occur on the Temporary Construction Entrances

Non-Stormwater Discharges

a. The following allowable non-stormwater discharges comingled with stormwater are present or anticipated at the site:

- | | | | |
|-------------------------------------|--|-------------------------------------|--|
| <input type="checkbox"/> | Fire-fighting activities; | <input checked="" type="checkbox"/> | Routine external building wash down which does not use detergents, etc.; |
| <input checked="" type="checkbox"/> | Fire hydrant flushings; | <input checked="" type="checkbox"/> | Pavement wash waters where spills or leaks of toxic or hazardous materials have not occurred (unless all spilled materials have been removed) and where detergents, etc. are not used; |
| <input checked="" type="checkbox"/> | Water used to wash vehicles (where detergents, etc. are not used) or to control dust | <input checked="" type="checkbox"/> | Uncontaminated air conditioning, compressor condensate; |
| <input checked="" type="checkbox"/> | Potable water sources including uncontaminated waterline flushings; | <input type="checkbox"/> | Uncontaminated springs, excavation dewatering and groundwater; |
| <input checked="" type="checkbox"/> | Landscape Irrigation; | <input checked="" type="checkbox"/> | Foundation or footing drains where flows are not contaminated with process materials such as solvents |

b. All non-storm water discharges will be directed to appropriate sediment control devices (silt fence, etc.) to minimize the sediment discharged from the site. Yes No

Post Construction Stormwater Management

Describe measures installed during the construction process to control pollutants in stormwater discharges that will occur after construction operations have been completed: Concrete curb and gutter, storm piping, silt fence

Applicable State or Local Programs

The SWPPP will be updated as necessary to reflect any revisions to applicable federal, state, or local requirements that affect the stormwater controls implemented at the site. Yes No

Inspections

- a. Inspection frequency:
- Every 7 calendar days or
 - At least once every 14 calendar days and within 24 hours of the end of storm event 0.5" or greater (a rain gauge must be maintained on-site)
- b. Inspections: Completed inspection forms will be kept within the SWPPP
- Inspection forms, included, will be used
- c. Inspection records will be retained as part of the SWPPP for at least three years from the date of termination.
-
- d. It is understood that the following sections describe waivers of site inspection requirements. All applicable documentation requirements will be followed in accordance with the referenced sections:
- Winter Conditions (see *Stabilization Practices*)
 - Adverse Weather Conditions (see *Stabilization Practices*)

Maintenance

Describe measures installed during the construction process to control pollutants in stormwater discharges that will occur after construction operations have been completed: Concrete curb and gutter, storm piping, silt fence

Erosion and Sediment Control inspection and Maintenance Practices

These are the inspection and maintenance practices that will be used to maintain erosion and sediment controls. The stormwater pollution prevention plan controls and measures contained, indicated and outlined herein are based on accepted standards and good engineering practice. Erosion control measures shall be installed in accordance with the plan details, State and Local standards, and quality construction practice.

- Pollution prevention measures constructed on the site shall be inspected and a report shall be written by a qualified representative of the property once every fourteen (14) calendar days and within 24 hours of a rainfall event measuring 0.5 inches in a 24-hour period. Inspection and reporting at this rate shall continue until final stabilization is completed and henceforth at a monthly interval until a Notice of Termination is accepted by the appropriate authority.
- The site will be disturbed only as necessary and phased as needed to minimize effects.
- All measures will be maintained in good working order; if a repair is necessary, it will be initiated within 72 hours of the report.
- Built-up sediment will be removed from silt fence and inlet protection when it has reached one-third the height of the structure.
- Silt fence will be inspected for depth of sediment, tears, to see if the fabric is securely attached to the fence posts, and to see that the fence posts are firmly in the ground.
- Construction Entrances shall be cleaned, turned over, or rock excavated and replaced when the rock becomes clogged with silt. Under no circumstances are soils to be permitted to be tracked off-site.
- Disturbed areas shall be stabilized with mulch or similarly effective soil stabilization BMP's whenever soil disturbing activities have permanently ceased or temporarily ceased and will not resume for a period exceeding 14 days. Stabilization is to be initiated immediately when the soil disturbing activities cease, with initial stabilization activities to be completed within 21 days.
- Temporary and permanent seeding and planting will be inspected for bare spots, washouts, and healthy growth.
- A maintenance inspection report will be made after each inspection. A copy of the report form to be completed by the inspector is attached.
- The site superintendent will select individuals who will be responsible for inspections, maintenance and repair activities, and filling out the inspection and maintenance reports.
- Personnel selected for inspection and maintenance responsibilities will receive training from the site superintendent. They will be trained by the superintendent in all the inspection and maintenance practices necessary for assessing effectiveness and keeping the erosion and sediment controls used onsite in good working order.

Employee Training

The Contractor shall train personnel who are responsible for implementing activities identified in the SWPPP on the components and goals of the SWPPP and the requirements of the general permit. This includes contractors and subcontractors. Training will be given by a knowledgeable and qualified trainer. Formal training shall be at the start of construction and monthly thereafter, with pertinent discussions and training opportunities about the SWPPP and issues/changes as necessary between training sessions. Records of formal training shall be maintained within the SWPPP. Training records that are maintained electronically (i.e. database, etc) do not need to be maintained within the SWPPP but must be accessible upon request.

***Formal training classes given by Universities or other third-party organizations are not required but recommended for qualified trainers; the Contractor is responsible for the content of the training being adequate for personnel to implement the requirements of the SWPPP.

Inventory for Pollution Prevention Plan

The following materials or substances are expected to be present onsite during construction:

- | | | | |
|-------------------------------------|-------------------|-------------------------------------|--------------------------|
| <input type="checkbox"/> | Fertilizer | <input type="checkbox"/> | Petroleum Based Products |
| <input type="checkbox"/> | Cleaning Solvents | <input checked="" type="checkbox"/> | Masonry Block |
| <input checked="" type="checkbox"/> | Tar | <input checked="" type="checkbox"/> | Wood |
| <input checked="" type="checkbox"/> | Concrete | <input checked="" type="checkbox"/> | Metal Studs |
| <input type="checkbox"/> | Paints | <input type="checkbox"/> | Detergents |
| <input type="checkbox"/> | Roofing Shingles | <input type="checkbox"/> | Other: |

SPILL PREVENTION

Material Management Practices

The following are the material management practices that will be used to reduce the risk of spills or other accidental exposure of materials and substances to storm water runoff.

Good Housekeeping:

An effort will be made to store only enough material required to do the job. All materials stored on site will be stored in a neat, orderly manner in their appropriate containers in a covered area. If storage in a covered area is not possible, the materials will be covered with polyethylene or polypropylene sheeting to protect them from the elements. Products will be kept in their original containers with the original manufacturer's label affixed to each container. Substances will not be mixed with one another unless the manufacturer recommends this. Whenever possible, all of a product will be used prior to disposal of the container. Manufacturer's recommendations for proper use and disposal will be followed. The site superintendent will inspect the site daily to ensure proper use and disposal of materials on site. Any excavated earth that will not be used for fill material and all demolished pavement will be hauled off site immediately and will be disposed of properly.

Waste Materials:

All trash and construction debris from this site will be hauled to an approved landfill. No construction waste material will be buried or burnt on the site. All personnel will receive instructions regarding the correct procedure for waste disposal. Notices describing these practices will be posted in the construction office. The site superintendent will be responsible for seeing that these procedures are followed. Employee waste and other loose materials will be collected so as to prevent the release of floatables during runoff events.

Hazardous Products:

No hazardous waste is expected to be generated or encountered in this project. In the event that hazardous waste is encountered, all hazardous waste materials will be disposed of in the manner specified by local or state regulation or by the manufacturer. The site superintendent will be responsible for seeing that these practices are followed.

These practices are used to reduce the risks associated with hazardous materials. Products will be kept in original containers unless they are not re-sealable. Original labels and material safety data sheets will be retained; they contain important product information.

Sanitary Waste:

Portable sanitary units will be provided for all workers throughout the life of the project. A licensed sanitary waste management contractor will regularly collect all sanitary waste from the portable units.

SPILL PREVENTION (Continued)

Product Specific Practices

The following product specific practices will be followed onsite:

Petroleum Products:

All onsite vehicles will be monitored for leaks and receive regular preventive maintenance to reduce the chance of leakage. Petroleum products will be stored in tightly sealed containers which are clearly labeled. Any asphalt substances used onsite will be applied according to the manufacturer's recommendations.

Concrete:

Concrete is considered to be a water contaminant and, therefore, is subject to the standards mentioned above. It is illegal to dispose of concrete in any waters of the state or to place, cause, or permit concrete to be placed in a location where it is reasonably certain to cause pollution to any water of the state.

Paints:

All containers will be tightly sealed and stored when not required for use. Excess paint will not be poured into the storm sewer system but will be properly disposed of according to manufacturer's instruction or state and local regulations.

Fertilizers:

Fertilizers used will be applied only in minimum amounts recommended by the manufacturer. Once applied, fertilizer will be worked into the soil to limit exposure to storm water. Storage will be in a covered shed or other appropriate enclosure. The contents of any partially used bags of fertilizers will be transferred to a sealable plastic bin to avoid spills.

Spill Control Practices

In addition to the good housekeeping and material management practices discussed in the previous sections of the plan, the following practices will be followed for spill prevention and cleanup:

- Manufacturers' methods for spill cleanup will be clearly posted and site personnel will be made aware of the procedures and the location of the information and cleanup supplies.
- Materials and equipment necessary for spill cleanup will be kept in the material storage area onsite. Equipment and materials may include but not be limited to brooms, dust pans, maps, rags, gloves, goggles, kitty litter, sand, sawdust, and plastic and metal trash containers specifically for this purpose.
- All spills will be cleaned up immediately after discovery.
- The spill area will be kept well ventilated and personnel will wear appropriate protective clothing to prevent injury from contact with a hazardous substance.
- Spills of toxic or hazardous material will be reported to the appropriate State or local government agency, regardless of size.
- The spill prevention plan will be adjusted to include measures to this type of spill from reoccurring and how to clean up the spill if there is another one. A description of the spill, what caused it, and cleanup measures will also be included.
- The site superintendent responsible for the day-to-day site operations will be the spill prevention and cleanup coordinator. He will designate site personnel who will receive spill prevention and cleanup training. These individuals will each become responsible for a particular phase of prevention and cleanup. The name of responsible spill personnel will be posted in the material storage area and in the office trailer onsite.

POLLUTION PREVENTION PLAN CERTIFICATION

Attainment of Water Quality Standards After Authorization

- a. The permittee must select, install, implement, and maintain BMPs at the construction site that minimize pollutants in the discharge as necessary to meet applicable water quality standards. In general, the SWPPP developed, implemented, and updated to be considered as stringent as necessary to ensure that the discharges do not cause or contribute to an excursion above any applicable water quality standard.
- b. At any time after authorization, the Department may determine that the storm water discharges may cause, have reasonable potential to cause, or contribute to an excursion above any applicable water quality standard. If such a determination is made, the Department will require the permittee to:
 - i. Develop a supplemental BMP action plan describing SWPPP modifications to address
 - ii. Cease discharges of pollutants from construction activity and submit an individual permit

I understand and agree to follow the above text regarding the attainment of water quality standards after authorization and I

Signed: _____
Owner

Name: _____

Date: _____

CONTRACTOR'S CERTIFICATION

I certify under penalty of law that I understand the terms and conditions of the general National Pollutant Discharge Elimination System (NPDES) permit that authorizes the storm water discharges associated with industrial activity from the construction site identified as part of this certification.

Representative:

For:

Responsible for:

Name

Signature

Date

Capital Construction Services, L.L.C.
2642 NE Hagen Rd, Lee's Summit, MO
64064
Lee's Summit, MO

Earthwork Contractor
Erosion Control Contractor
Erosion Control Inspector
SWPPP Maintenance
Stabilization

Erosion Control Examples and Descriptions

1. Temporary Berms

A temporary berm is a temporary ridge of compacted soil, with or without a shallow ditch constructed at the top of fill slopes or transverse to center line on fills. The purpose of these ridges is to divert storm runoff from small areas away from steep slopes and direct this water to temporary outlets where the water can be discharged with minimum erosion. These ridges are used temporarily at the top of newly constructed slopes to prevent excessive erosion until permanent controls are installed and/or slopes are stabilized. They are also used to transverse to grade to divert runoff to stabilized slope drains.

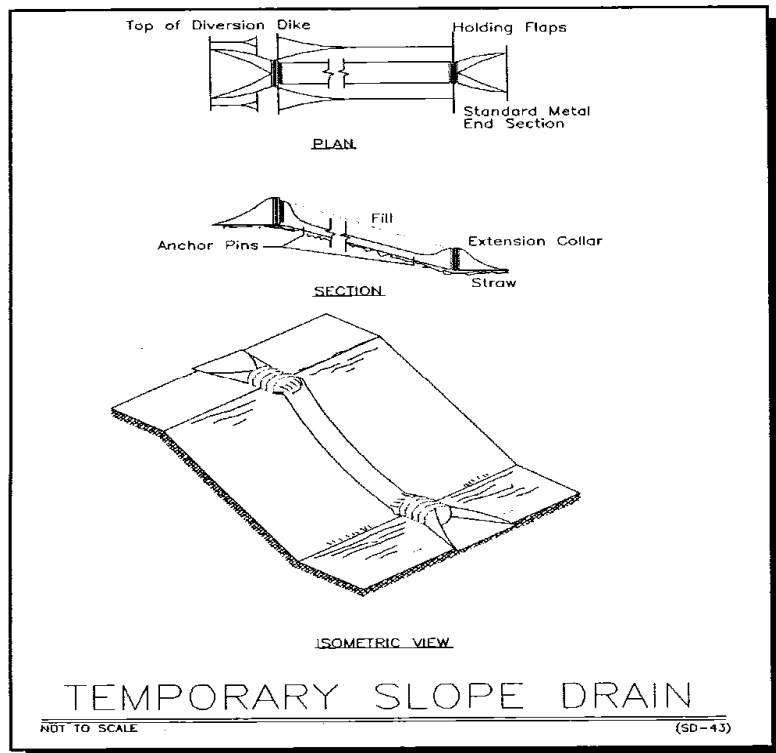
Temporary berms will be used at the end of each day's operation on embankments, as well as when embankment operations are shut down over the winter season.

Temporary berms must drain to a compacted outlet at a slope drain. The top width of these berms may be wider and the side slopes flatter on transverse berms to allow equipment to pass over these berms with minimal disruption.

2. Temporary Slope Drains

A temporary slope drain is used to carry water down slopes to reduce erosion and consists of stone, concrete or asphalt gutters, half-round pipe, metal pipe, plastic pipe, or flexible rubber pipe. Temporary slope drains are required to carry water flowing from cut sections down the fill slopes prior to the time permanent facilities are installed. Temporary slopes drains are required on fill slopes at approximately 500-foot intervals or as directed by the engineer.

All temporary slope drains will be adequately anchored to the slope to prevent disruption by the force of the water flowing in these drains. The inlet end will be properly constructed to channel water into the temporary drain. The outlet ends will have some means of dissipating the energy of the water to reduce erosion downstream. Unless otherwise specified, all temporary slope drains will be removed when no longer necessary and the site will be restored to match the surroundings.



Erosion Control Examples and Descriptions

5. Temporary Seeding And Mulching

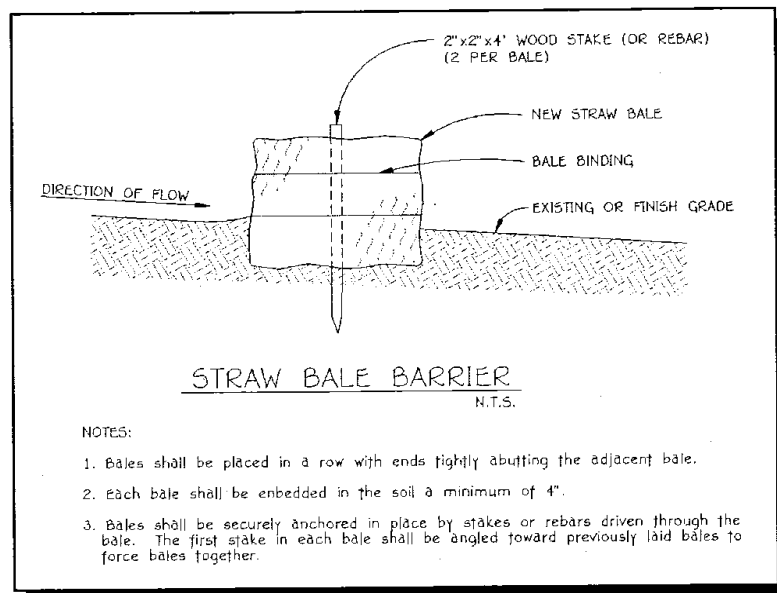
This work shall consist of preparing and fertilizing a seedbed, furnishing and sowing of seed, and mulching. The purpose of temporary seeding and mulching is to produce a quick ground cover to reduce erosion in disturbed areas that are expected to be redisturbed at a later date.

Seeding and /or mulching will be a continuous operation on all cut and fill slopes, waste sites, and borrow pits during the construction process. All disturbed areas shall be seeded and mulched when and where necessary to eliminate erosion. Seeding and/or mulching shall be done as soon as possible after completion of the earthwork, not to exceed 14 days, weather permitting.

6. Straw Bales

Bales of straw can be used as a means of controlling pollution and erosion. The straw bales obstruct the flow of water allowing deposition of sediment and/or diversion of water.

This method is typically used at the bottom of embankment slopes to divert runoff from sheet flow and trap sediment, as a ditch check in small ditches and drainage areas, and on the lower side of the cleared areas to catch sediment from sheet flow. When used to trap sediment or divert runoff, the bales must be braced from behind, when used a ditch check, embedment is required. Straw bales are most effective in areas where there is overland flow (runoff that flows over the surface of the ground as a thin, even layer). It is not effective in areas where there is a large volume runoff.



Erosion Control Examples and Descriptions

7. Silt Fence

Use of a silt fence consists of furnishing, installing, maintaining, and removing a geotextile barrier fence designed to remove suspended particles from water passing through the fence. Materials used for silt fences must meet certain requirements.

There are several construction requirements for silt fences. Fence construction shall be adequate to handle the stress from hydraulic and sediment loading. Geotextile at the bottom of the fence shall be buried. The trench shall be backfilled and the soil compacted over the geotextile. The geotextile shall be spliced together as indicated on the standard drawings.

Post spacing shall not exceed 8 feet for wire support fence installations or 5 feet for self-supported installations. Posts shall be driven a minimum of 24 inches into the ground. Where rock is encountered, posts shall be installed in a manner approved by the engineer.

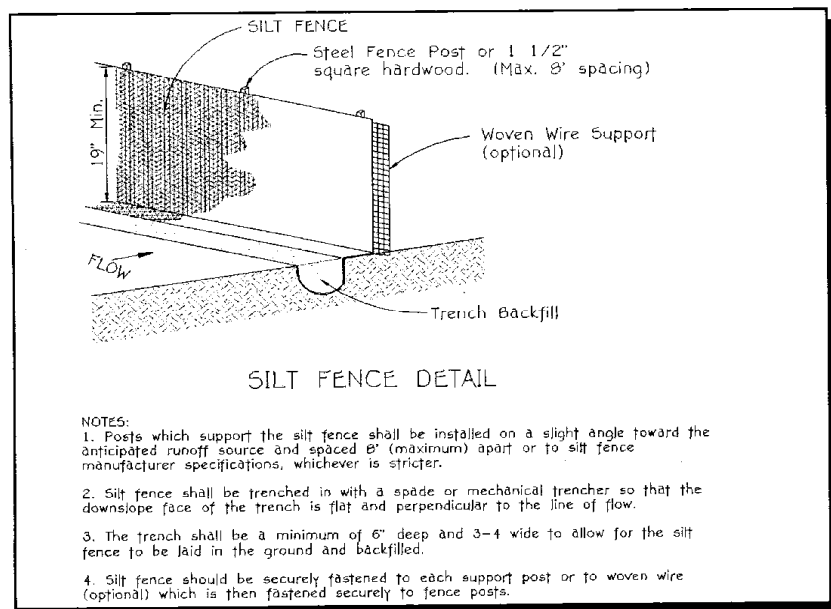
Closer spacing, greater embedment depth and/or wider posts shall be used as necessary in low areas and soft or swampy ground to ensure adequate resistance to applied loads.

When support fence is used, the mesh shall be fastened securely to the up-slope side of the post. The mesh shall extend into the trench a minimum of 2 inches and extend a maximum of 36 inches above the original ground surface. When self-supported fence is used, the geotextile shall be securely fastened to fence posts.

The integrity of silt fences must be maintained for as long as they are necessary to contain sediment runoff. All temporary silt fences shall be inspected immediately after each rainfall and at least daily during prolonged rainfall. Any deficiencies shall be immediately corrected. In addition, a daily review of the location of silt fences should be made in areas where construction activities have changed the natural contour and drainage runoff to ensure that the silt fences are properly located for effectiveness, where deficiencies exist, additional silt fences shall be installed as approved or directed by the engineer.

Sediment deposits shall be removed and disposed of when the deposit approaches one-half the height of the fence or sooner. If required by heavy sediment loading, a second silt fence shall be installed as directed by the engineer.

The silt fence shall remain in place until the engineer directs that it be removed. Upon removal, the contractor shall remove and dispose of any excess silt accumulations, grade and dress the area to the satisfaction of the engineer, and establish vegetation on all bare areas.

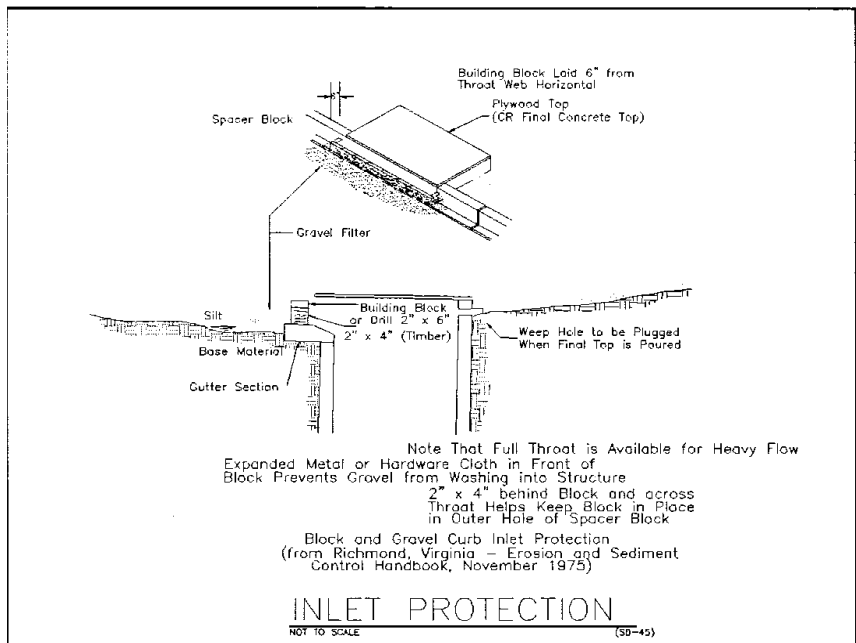
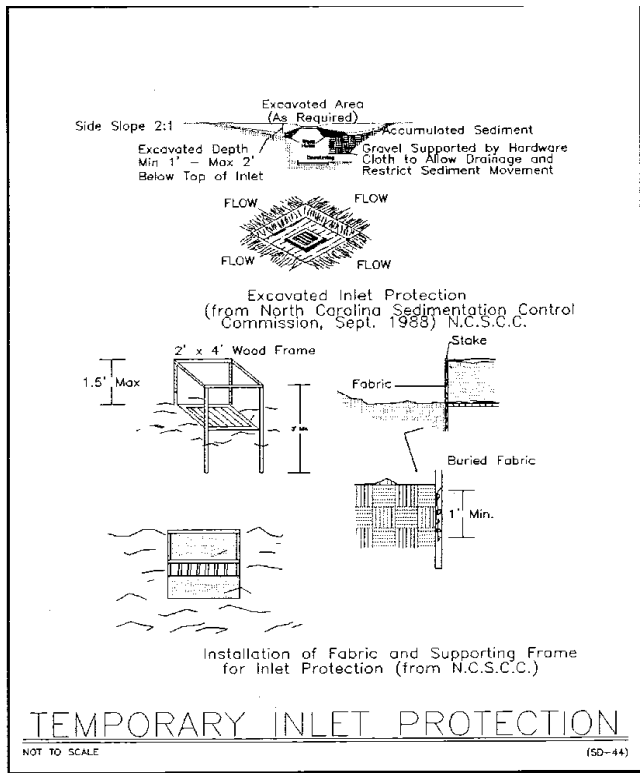


Erosion Control Examples and Descriptions

8. Temporary Pipe

A temporary pipe is a conduit used temporarily to carry water under a haul road, silt fence, etc. It is used to convey normal and expected high flows at temporary stream crossings, preventing the contractor's equipment from coming in direct with the water when crossing active streams or intermittent streams created during heavy rainfalls.

All temporary pipe shall be installed in the same manner as permanent pipe is installed on the project to assure that the water does not cause erosion around the pipe. Material to backfill the pipe should be placed in six inch lifts and mechanically compacted, although a compaction test is not required.



Automotive Sales & Detail Center
STORM WATER POLLUTION PREVENTION PLAN
INSPECTION AND MAINTENANCE REPORT FORM A
 TO BE COMPLETED EVERY 14 DAYS AND WITHIN 24 HOURS OF
 A RAINFALL EVENT OF 0.5 INCHES OR MORE
INSPECTION FORM B TO BE COMPLETED WITH THIS FORM

Inspector Name: _____ Date of Inspection: _____

Inspector Title: _____

Date of Last Rainfall: _____ Duration of Rainfall: _____

Days since last rain event: _____ days Rainfall since last rain event: _____ inches

Description of any discharges during inspection: _____

Location of discharges of sediment/other pollutant (specify pollutant & location): _____

Locations in need of additional BMPs: _____

Information on Location of Construction Activities

Location	Activity Begin Date	Occurring Now (y/n)?	Ceased Date	Stabilization Initiated Date	Stabilization Complete Date

Information on BMPs in Need of Maintenance

Location	In Working Order?	Maintenance Date	Maintenance Date	Maintenance to be Performed By

Changes required to the SWPPP (Form C Required): _____

Reasons for changes: _____

SWPPP changes completed (date): _____

"I certify under penalty of law that this document and all attachments such as Inspection Forms were prepared under my direction or supervision in accordance with a system designed to ensure that qualified personnel properly gather and evaluate the information submitted. Based on my inquiry of the person or persons who manage the system, or those persons directly responsible for gathering the information, the information submitted is, to the best of my knowledge and belief, true, accurate, and complete. I am aware that there are significant penalties for submitting false information, including the possibility of fine and imprisonment for knowing violations."

Signature of Responsible or Cognizant Official: _____ Date: _____

Name and Title: _____

Automotive Sales & Detail Center
STORM WATER POLLUTION PREVENTION PLAN
INSPECTION AND MAINTENANCE REPORT FORM B
(EROSION CONTROL/MATERIAL STORAGE)

TO BE COMPLETED EVERY 14 CALENDAR DAYS AND WITHIN 24 HOURS OF
A RAINFALL EVENT OF 0.5 INCHES OR MORE
TO BE COMPLETED AND INCLUDED WITH FORM A

Date and Time: _____

Weather: _____

Name and Title: _____

Inspector Qualification: _____

Weather since last report: _____

Rain? _____ Depth? _____ Duration? _____

Stabilized Construction Entrances

Does much sediment get tracked on the roads?	Is the entrance clean or is it filled with sediment?	Does all traffic use the entrance to leave the site?

Maintenance Required for Stabilized Construction Entrance(S):

To be performed by: _____ On or before: _____

Silt Fencing

Depth of Sediment?	Condition of Fence?	Any evidence of overtopping?	Condition of downstream channel?

Maintenance Required for Silt Fencing:

To be performed by: _____ On or before: _____

Native Vegetaion Swale/Bioretenention Swale

Depth of Sediment?	Condition of Embankments?	Condition of Overflow Weir?	Condition of Downstream Channel?
A			
B			
C			
D			
E			

Maintenance Required Vegetation Swale/Bioretenention Cell:

To be performed by: _____ On or before: _____

Note: If site inspections identify measures that are not operating. Any delay in the replacement or maintenance of measures beyond seven (7) calendar days shall be documented in the SWPPP with sufficient detail as to explain the reason for delay.

Automotive Sales & Detail Center

STORM WATER POLLUTION PREVENTION PLAN C (SWPPP MODIFICATION)

INSPECTION AND MAINTENANCE REPORT FORM

CHANGES REQUIRED TO THE POLLUTION PREVENTION PLAN:

REASONS FOR CHANGES:

I certify under penalty of law that this document and all attachments were prepared under my direction or supervision in accordance with a system designed to assure that qualified personnel properly gathered and evaluated the information submitted. Based on my inquiry of the person or persons who manage the system, or those persons directly responsible for gathering the information, the information submitted is, to the best of my knowledge and belief, true, accurate, and complete. I am aware that there are significant penalties for submitting false information, including the possibility of fine and imprisonment for knowing violations.

Signature of Responsible or Cognizant Official: _____ Date: _____

Name and Title: _____

If existing erosion control measures need to be modified or if additional measures are necessary for any reason, implementation must be completed before the next storm event whenever practicable. If implementation before the next storm event, the situation must be documented in the SWPPP and alternative BMP's implemented as soon as possible.

Project name
Project Type
Project address
Owner name
Owner address
Contractor
Contractor Address
Contractor Phone Number
Quarter
Section
Site total area (acres)
Disturbed area (acres)
Existing impervious area
Proposed impervious area
Impervious area decreased
Percent impervious
Direction of site slope
Pre-development C Values
Post-development C Values
Soils on site
Site Zoning
Site Description
MDNR Permit #
Receiving waters
Describe measures installed during the construction process to control pollutants in stormwater discharges that will occur after construction operations have been completed:

Automotive Sales & Detail Center
Commercial Development
2150 NE Independence Avenue, Lee's Summit, MO 64064
Balderston
3200 NW South Outer Road
Capital Construction Services, L.L.C.
2642 NE Hagen Rd, Lee's Summit, MO 64064
916-277-8282
29.35
5.57
0.00
2.85
-2.85
9.71
N & W
0.3
0.35
10024-Greenton-Urban land complex with slopes ranging from 5 to 9 percent, with a hydrologic soil group D, and land classification of Loess Upland Prairie with Grass/Prairie
Residential
This project consists of a Commercial Development of approximately 5.57 acres on a 29.35 acre parcel, with the site generally sloping from N & W.
MORA15909
Lakewood Lake

Concrete curb and gutter, storm piping, silt fence

City, State

Lee's Summit, MO

City, State

Lee's Summit, MO

Lee's Summit, MO



