

XSP Series

XSPW™ LED Wall Mount Luminaire featuring Cree TrueWhite® Technology

Rev. Date: VersionB V4 02/25/2020

Product Description

The XSPW™ LED wall mount luminaire has a slim, low profile design intended for outdoor wall mounted applications. The rugged lightweight aluminum housing and mounting box are designed for installation over standard single gang J-Boxes and mud ring single gang J-Boxes. The luminaire allows for through-wired or conduit entry from the top, bottom, sides and rear. The housing design is intended specifically for LED technology including a weathertight LED driver compartment and thermal management. Optic design features industry-leading NanoOptic® Precision Delivery Grid™ system in multiple distributions.

Applications: General area and security lighting

Performance Summary

NanoOptic® Precision Delivery Grid™ optic

Assembled in the U.S.A. of U.S. and imported parts

CRI: Minimum 70 CRI (3000K, 4000K & 5700K); 90 CRI (5000K)

CCT: 3000K, 4000K, 5000K, 5700K

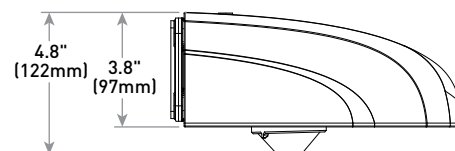
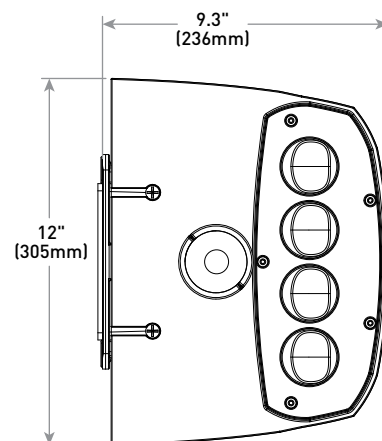
Limited Warranty*: 10 years on luminaire/10 years on Colorfast DeltaGuard® finish

* See <http://creelighting.com/warranty> for warranty terms

Accessories

Field-Installed	
Beauty Plate WM-PLT12** - 12" (305mm) Square WM-PLT14** - 14" (356mm) Square - Covers holes left by incumbent wall packs	Hand-Held Remote XA-SENSREM - For successful implementation of the programmable multi-level option, a minimum of one hand-held remote is required

** Must specify color



Multi-Level Sensor location
(ordered as an option)

Lumen Package	Weight
2L, 4L, 6L	11.0 lbs. (5.0kg)
8L	11.8 lbs. (5.4kg)

Ordering Information

Example: XSPW-B-WM-2ME-2L-30K-UL-BK

XSPW	B	WM						
Product	Version	Mounting	Optic	Lumen Package*	CCT	Voltage	Color Options	Options
XSPW	B	WM Wall	2ME Type II Medium 3ME Type III Medium 4ME Type IV Medium	2L 2,490 lumens 4L 4,270 lumens 6L 6,100 lumens 8L 8,475 lumens	30K 3000K ~ 70 CRI 40K 4000K ~ 70 CRI 50K 5000K ~ 90 CRI 57K 5700K ~ 70 CRI	UL Universal 120-277V UH Universal 347-480V 34 347V - For use with P option only	BK Black BZ Bronze SV Silver WH White	ML Multi-Level - Refer to ML spec sheet for details - Available with UL voltage only P Button Photocell - Not available with ML or PML options - Available with UL and 34 voltages only PML Programmable Multi-Level - Refer to PML spec sheet for details - Available with UL voltage only

* Lumen Package selection codes identify approximate light output only. Actual lumen output levels may vary depending on CCT and optic selection. Refer to Initial Delivered Lumen tables for specific lumen values



CREE LIGHTING

US: creelighting.com (800) 236-6800

Canada: creelighting-canada.com (800) 473-1234

Product Specifications

CREE TRUEWHITE® TECHNOLOGY

A revolutionary way to generate high-quality white light, Cree TrueWhite® Technology is a patented approach that delivers an exclusive combination of 90+ CRI, beautiful light characteristics and lifelong color consistency, all while maintaining high luminous efficacy – a true no compromise solution.

CONSTRUCTION & MATERIALS

- Slim, low profile design
- Luminaire housing specifically designed for LED applications with advanced LED thermal management and driver
- Luminaire mounting box designed for installation over standard single gang J-Boxes and mud ring single gang J-Boxes
- Luminaire can also be direct mounted to a wall and surface wired
- Secures to wall with four 3/16" (5mm) screws (by others)
- Conduit entry from top, bottom, sides, and rear
- Exclusive Colorfast DeltaGuard® finish features an E-coat epoxy primer with an ultra-durable powder topcoat, providing excellent resistance to corrosion, ultraviolet degradation and abrasion. Silver, black, white and bronze are available
- **Weight:** 2L, 4L, 6L - 11.0 lbs. (5.0kg); 8L - 11.8 lbs. (5.4kg)

ELECTRICAL SYSTEM

- **Input Voltage:** 120-277V or 347-480V, 50/60Hz
- **Power Factor:** > 0.9 at full load
- **Total Harmonic Distortion:** < 20% at full load
- Integral 10kV surge suppression protection standard
- When code dictates fusing, a slow blow fuse or type C/D breaker should be used to address inrush current
- Designed with 0-10V dimming capabilities. Controls by others
- **10V Source Current:** 0.15 mA
- Refer to [Dimming spec sheet](#) for details
- **Operating Temperature Range:** -40°C - +50°C (-40°F - +122°F)

REGULATORY & VOLUNTARY QUALIFICATIONS

- cULus Listed
- Suitable for wet locations
- Designed for downlight applications only
- Enclosure rated IP66 per IEC 60598
- ANSI C136.2 10kV surge protection, tested in accordance with IEEE/ANSI C62.41.2
- Meets FCC Part 15, Subpart B, Class A limits for conducted and radiated emissions
- Luminaire and finish endurance tested to withstand 5,000 hours of elevated ambient salt fog conditions as defined in ASTM Standard B 117
- Meets Buy American requirements within ARRA
- RoHS compliant. Consult factory for additional details
- Dark Sky Friendly, IDA Approved when ordered with 30K CCT. Please refer to <https://www.darksky.org/our-work/lighting/lighting-for-industry/fsa/fsa-products/> for most current information
- DLC and DLC Premium qualified versions available. Please refer to <https://www.designlights.org/search/> for most current information
- **CA RESIDENTS WARNING:** Cancer and Reproductive Harm – www.p65warnings.ca.gov

Electrical Data*									
Lumen Package	CCT/CRI	System Watts	Efficacy	Total Current (A)					
		120-480V		120V	208V	240V	277V	347V	480V
2L	30K/70 CRI	20	125	0.17	0.10	0.08	0.07	0.06	0.05
	40K/70 CRI	19	131	0.16	0.09	0.08	0.07	0.06	0.04
	50K/90 CRI	24	104	0.20	0.11	0.10	0.08	0.07	0.05
	57K/70 CRI	19	131	0.16	0.09	0.08	0.07	0.06	0.04
4L	30K/70 CRI	33	129	0.28	0.16	0.14	0.13	0.10	0.07
	40K/70 CRI	31	138	0.27	0.15	0.13	0.12	0.09	0.07
	50K/90 CRI	40	107	0.34	0.20	0.17	0.16	0.12	0.09
	57K/70 CRI	31	138	0.26	0.15	0.13	0.12	0.09	0.07
6L	30K/70 CRI	51	120	0.43	0.25	0.22	0.19	0.14	0.11
	40K/70 CRI	47	130	0.40	0.23	0.20	0.18	0.14	0.10
	50K/90 CRI	60	102	0.51	0.29	0.25	0.23	0.17	0.13
	57K/70 CRI	47	130	0.40	0.23	0.20	0.17	0.14	0.10
8L	30K/70 CRI	77	110	0.65	0.38	0.32	0.28	0.22	0.16
	40K/70 CRI	72	118	0.61	0.35	0.31	0.27	0.21	0.15
	50K/90 CRI	78	89	0.66	0.37	0.33	0.29	0.22	0.16
	57K/70 CRI	71	119	0.60	0.35	0.30	0.26	0.20	0.15

* Electrical data at 25°C (77°F). Actual wattage may differ by +/- 10% when operating between 120-277V or 347-480V +/- 10%

XSPW Series Ambient Adjusted Lumen Maintenance Factors ¹					
Ambient	Initial LMF	25K hr Reported ² LMF	50K hr Reported ² LMF	75K hr Estimated ³ LMF	100K hr Estimated ³ LMF
5°C (41°F)	1.03	0.98	0.96	0.94	0.92
10°C (50°F)	1.03	0.98	0.96	0.94	0.92
15°C (59°F)	1.02	0.97	0.95	0.93	0.92
20°C (68°F)	1.01	0.96	0.95	0.93	0.91
25°C (77°F)	1.00	0.96	0.94	0.92	0.90
30°C (86°F)	0.99	0.95	0.93	0.91	0.89
35°C (95°F)	0.98	0.94	0.92	0.90	0.88
40°C (104°F)	0.97	0.93	0.91	0.89	0.87

¹ Lumen maintenance values at 25°C (77°F) are calculated per IES TM-21 based on IES LM-80 report data for the LED package and in-situ luminaire testing. Luminaire ambient temperature factors (LATF) have been applied to all lumen maintenance factors. Please refer to the [Temperature Zone Reference Document](#) for outdoor average nighttime ambient conditions.

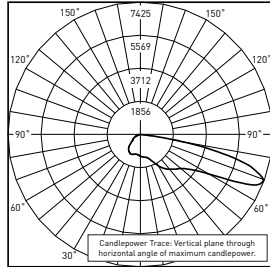
² In accordance with IES TM-21, Reported values represent interpolated values based on time durations that are up to 6x the tested duration in the IES LM-80 report for the LED.

³ Estimated values are calculated and represent time durations that exceed the 6x test duration of the LED.

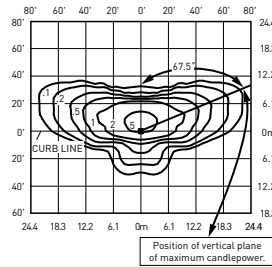
Photometry

All published luminaire photometric testing performed to IES LM-79-08 standards. To obtain an IES file specific to your project consult:
<http://creelighting.com/products/outdoor/wall-mount/xsp-series-wall>

2ME



CESTL Test Report #: PL12798-001A
XSPW-B-**-2ME-8L-40K-UL
Initial Delivered Lumens: 8,622



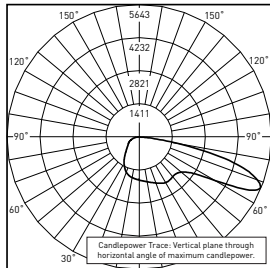
XSPW-B-**-2ME-8L-40K-UL
Mounting Height: 15' (4.6) A.F.G.
Initial Delivered Lumens: 8,475
Initial FC at grade

Type II Medium Distribution								
Lumen Package	3000K		4000K		5000K		5700K	
	Initial Delivered Lumens*	BUG Ratings** Per TM-15-11	Initial Delivered Lumens*	BUG Ratings** Per TM-15-11	Initial Delivered Lumens*	BUG Ratings** Per TM-15-11	Initial Delivered Lumens*	BUG Ratings** Per TM-15-11
2L	2,490	B1 U0 G1	2,490	B1 U0 G1	2,490	B1 U0 G1	2,490	B1 U0 G1
4L	4,270	B1 U0 G1	4,270	B1 U0 G1	4,270	B1 U0 G1	4,270	B1 U0 G1
6L	6,100	B1 U0 G2	6,100	B1 U0 G2	6,100	B1 U0 G2	6,100	B1 U0 G2
8L	8,475	B2 U0 G2	8,475	B2 U0 G2	6,925	B1 U0 G2	8,475	B2 U0 G2

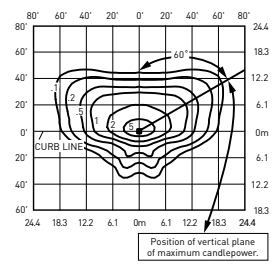
* Initial delivered lumens at 25°C (77°F). Actual production yield may vary between -10 and +10% of initial delivered lumens

** For more information on the IES BUG (Backlight-Uplight-Glare) Rating visit: <https://www.ies.org/wp-content/uploads/2017/03/TM-15-11BUGRatingsAddendum.pdf>

3ME



CESTL Test Report #: PL12366-007A
XSPW-B-**-3ME-8L-40K-UL
Initial Delivered Lumens: 8,543



XSPW-B-**-3ME-8L-40K-UL
Mounting Height: 15' (4.6m) A.F.G.
Initial Delivered Lumens: 8,475
Initial FC at grade

Type III Medium Distribution								
Lumen Package	3000K		4000K		5000K		5700K	
	Initial Delivered Lumens*	BUG Ratings** Per TM-15-11	Initial Delivered Lumens*	BUG Ratings** Per TM-15-11	Initial Delivered Lumens*	BUG Ratings** Per TM-15-11	Initial Delivered Lumens*	BUG Ratings** Per TM-15-11
2L	2,490	B1 U0 G1	2,490	B1 U0 G1	2,490	B1 U0 G1	2,490	B1 U0 G1
4L	4,270	B1 U0 G1	4,270	B1 U0 G1	4,270	B1 U0 G1	4,270	B1 U0 G1
6L	6,100	B1 U0 G2	6,100	B1 U0 G2	6,100	B1 U0 G2	6,100	B1 U0 G2
8L	8,475	B2 U0 G2	8,475	B2 U0 G2	6,925	B1 U0 G2	8,475	B2 U0 G2

* Initial delivered lumens at 25°C (77°F). Actual production yield may vary between -10 and +10% of initial delivered lumens

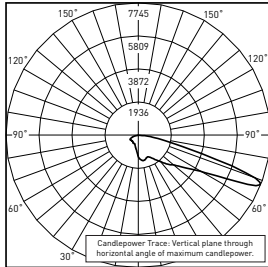
** For more information on the IES BUG (Backlight-Uplight-Glare) Rating visit: <https://www.ies.org/wp-content/uploads/2017/03/TM-15-11BUGRatingsAddendum.pdf>

XSPW™ LED Wall Mount Luminaire

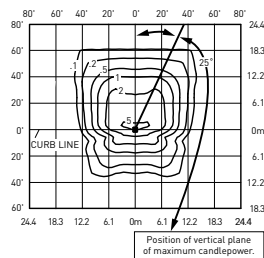
Photometry

All published luminaire photometric testing performed to IES LM-79-08 standards. To obtain an IES file specific to your project consult:
<http://creelighting.com/products/outdoor/wall-mount/xsp-series-wall>

4ME



RESTL Test Report #: PL14415-001A
XSPW-B-**-4ME-8L-40K-UL
Initial Delivered Lumens: 8,763



XSPW-B-**-4ME-8L-40K-UL
Mounting Height: 15' (4.6m) A.F.G.
Initial Delivered Lumens: 8,475
Initial FC at grade

Type IV Medium Distribution								
Lumen Package	3000K		4000K		5000K		5700K	
	Initial Delivered Lumens*	BUG Ratings** Per TM-15-11	Initial Delivered Lumens*	BUG Ratings** Per TM-15-11	Initial Delivered Lumens*	BUG Ratings** Per TM-15-11	Initial Delivered Lumens*	BUG Ratings** Per TM-15-11
2L	2,490	B1 U0 G1	2,490	B1 U0 G1	2,490	B1 U0 G1	2,490	B1 U0 G1
4L	4,270	B1 U0 G1	4,270	B1 U0 G1	4,270	B1 U0 G1	4,270	B1 U0 G1
6L	6,100	B1 U0 G2	6,100	B1 U0 G2	6,100	B1 U0 G2	6,100	B1 U0 G2
8L	8,475	B1 U0 G2	8,475	B1 U0 G2	6,925	B1 U0 G2	8,475	B1 U0 G2

* Initial delivered lumens at 25°C (77°F). Actual production yield may vary between -10 and +10% of initial delivered lumens

** For more information on the IES BUG (Backlight-Uplight-Glare) Rating visit: <https://www.ies.org/wp-content/uploads/2017/03/TM-15-11BUGRatingsAddendum.pdf>