LEE'S SUMMIT MIDDLE SCHOOL #4

PRELIMINARY DEVELOPMENT PLAN

1001 SE BAILEY ROAD
LEE'S SUMMIT, MO 64081

INDEX OF DRAWINGS

05/08/2020

PRELIMINARY DEVELOPMENT PLAN DRAWING LIST

VICINITY MAP:

LEGAL DESCRIPTION:

Surveyor's Recommended Property Description:

All that part of Northeast Quarter of Section 16, Township 47 North, Range 31 West, in the City of Lee's Summit, Jackson County, Missouri, as described by Timothy Blair Wiswell, Missouri Professional Licensed Surveyor, PLS-2009000067, and being more particularly described as follows:

COMMENCING at the Northwest corner of the Northeast Quarter, of said Section 16-T47N-R31W; thence South 02 degrees 20 minutes 19 seconds West, along the West line of said Northeast Quarter, a distance of 20.00 feet, to a point on the South Right-of-Way line of Bailey Road as now established, said point also being the Northeast corner of Lot 164 of Newberry Second Plat, Lots 1-65, 163 and 164, a subdivision in the City of Lee's Summit, Jackson County, Missouri; thence South 88 degrees 07 minutes 48 seconds East, on the South Right-of-Way line of said Bailey Road, a distance of 1,350.00 feet, to a point; thence South 35 degrees 20 minutes 58 seconds West, departing the South Right-of-Way line of said Bailey Road, a distance of 517.08 feet, to a point; thence South 07 degrees 56 minutes 53 seconds West, a distance of 320.18 feet, to a point; thence South 12 degrees 12 minutes 42 seconds West, a distance of 1,168.07 feet, to a point; thence South 27 degrees 41 minutes 50 seconds West, a distance of 480.35 feet, to a point on a line that is 300.00 feet North of and parallel to the South line of said Northeast Quarter; thence North 88 degrees 04 minutes 43 seconds West, on said parallel line, a distance of 630.96 feet, to a point on the West line of said Northeast Quarter, said point also being on the East line of Newberry Fourth Plat, a subdivision in the City of Lee's Summit, Jackson County, Missouri; thence North 02 degrees 20 minutes 19 seconds East, on the West line of said Northeast Quarter, and on the East line of said Newberry Fourth Plat, and on the East line of Newberry Third Plat, a subdivision in the City of Lee's Summit, Jackson County, Missouri, and on the East line of said Newberry Second Plat, Lots 1-65, 163 and 164, a distance of 2,330.63 feet, to the POINT OF BEGINNING, containing 2,250,248 square feet or 51.6586 acres, more or less.

DESIGN TEAM:

OWNER:	ARCHITECT OF RECORD:	CIVIL ENGINEER:	LANDSCAPE ARCHITECT:	M.E.P. ENGINEER:	STRUCTURAL ENGINEER:	CONSTRUCTION MANAGER:
LEE'S SUMMIT R-7 SCHOOL DISTRICT 502 SE TRANSPORT DRIVE LEE'S SUMMIT, MO 64063 816.986.3415	DLR GROUP 7290 WEST 133RD ST OVERLAND PARK, KS 66213 913.897.7811	OLSSON 7301 WEST 133RD ST OVERLAND PARK, KS 66213 913.381.1170	DLR GROUP 7290 WEST 133RD ST OVERLAND PARK, KS 66213 913.897.7811	HENDERSON ENGINEERS 8435 LENEXA DRIVE SUITE 300 LENEXA, KS 66214 913.742.5000	DLR GROUP 7290 WEST 133RD ST OVERLAND PARK, KS 66213 913.897.7811	MCCOWNGORDON CONSTRUCTION 422 ADMIRAL BOULEVARD KANSAS CITY, MO 64106 816.877.0690

LEE'S SUMMIT MIDDLE SCHOOL #4
LEE'S SUMMIT R-7 SCHOOL DISTRICT
1001 SE BAILEY ROAD
LEE'S SUMMIT, MO 64081

PRELIMINARY DEVELOPMENT PLAN
Issue Date
REVISIONS

13-20102-00

COVER SHEET

A0.0

SITE DATA		
ZONING & SITE AREA		
PROPOSED USE: PUBLIC MIDDLE SCHOOL/ BALLFIELD COMPLEX		PROPOSED/EXISTING ZONING: AG AGRICULTURE
SITE AREA		
XX ACRES (XX SQ.FT.)	51.66 AC. (2,250,248.11 SF)	
IMPERVIOUS	14.99 AC. (652,941 SF)	
PERVIOUS	36.67 AC. (1,597,307.11 SF)	
FAR (0.55 MAX):	0.084	
BUILDING AREA		
BUILDING TYPE	# STORIES	AREA
BUILDING 1	2	1ST FLOOR: 129,739 SQ.FT.
		2ND FLOOR: 60,256 SQ.FT. (54,971 _5,285 SQ.FT. MECH MEZZANINE
BUILDING 2 (CONCESSIONS)	1	5,000 SQ.FT.
		TOTAL 189,995 SQ.FT.
PARKING		
USE	REQUIRED	PROVIDED
SCHOOL (36 CLASSROOMS)	2 SPACES PER CLASSROOM (72)	191
GYM OCCUPANCY (600)	1 SPACE PER 3 SEATS (200)	200
BALLFIELD COMPLEX OCCUPANCY(600)	1 SPACE PER 3 SEATS (200)	200
VAN ACCESSIBLE ADA		4
STANDARD ADA	13	9
TOTAL	472	604

LEGEND

- PROPERTY LINE
- LOT LINE
- UTILITY EASEMENT
- CONSTRUCT CONCRETE CURB & GUTTER
- SAWCUT PAVEMENT FULL DEPTH
- ADA PATH – SIDEWALKS NOT DELINEATED AS ADA PATHS WILL NOT BE ADA COMPLIANT.
- HEAVY DUTY ASPHALT PAVEMENT
- STANDARD DUTY ASPHALT PAVEMENT
- HEAVY DUTY CONCRETE PAVEMENT
- CONCRETE PAVEMENT
- STORM SEWER
- SS — SANITARY SERVICE LINE
- W — WATER SERVICE LINE
- P-UG — UNDERGROUND POWER SERVICE LINE
- FP — FIRE PROTECTION LINE
- COMM — COMMUNICATIONS SERVICE LINE
- SD — LANDSCAPE/ROOF DRAIN
- ADA CONCRETE SIDEWALK AND RAMP
- SS — EXISTING SANITARY SEWER MAIN
- W — EXISTING WATER MAIN
- TEL — EXISTING COMMUNICATIONS LINE
- P-UG — EXISTING ELECTRIC LINE
- G — EXISTING GAS MAIN

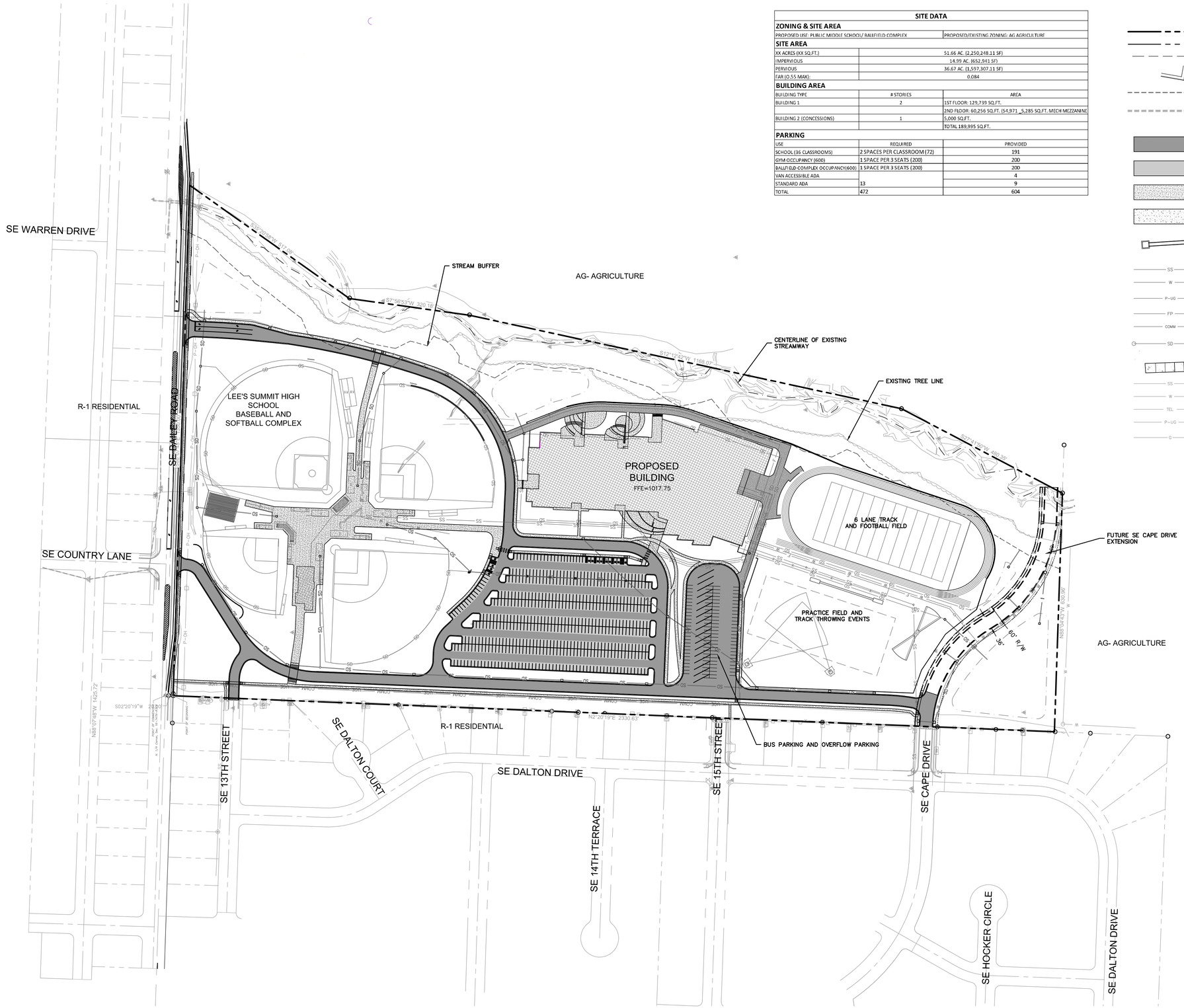

N

0' 50' 100' 200'
SCALE IN FEET

DLR Group
© DLR Group

olsson
7301 West 133rd Street, Suite 200
Overland Park, KS 66213-4750
TEL 913.381.1170 www.olsson.com

LEE'S SUMMIT MIDDLE SCHOOL #4

Lee's Summit, MO

PRELIMINARY DEVELOPMENT PLAN
Issue Date 05.08.20
REVISIONS

13-20102-00

GENERAL LAYOUT PLAN

1000

DWG: F:\2020\0001-0500\020-0103\4D-design\AutoCAD\preliminary plans\Sheets\GNCV\C_GEN01_0200103.dwg USER: sgillard
DATE: May 08, 2020 11:17am XREFS: C_XBASE_0200103 C_PBASE_0200103 V_XBOU_001103 C_PTBLK_0200103

SE COUNTRY LANE

SE BAILEY ROAD

PROPOSED WESTBOUND LEFT TURN LANE

PROPOSED WESTBOUND LEFT TURN LANE

PROPOSED 10' ROW DEDICATION

POINT OF COMMENCING
, Sec. 16–T47N–R31W

S02°20'19"W 20.00'

POINT OF BEGINNING

SE 13TH STREET

50'R/W

60'R/W

LEE'S SUMMIT HIGH
SCHOOL
BASEBALL AND
SOFTBALL COMPLEX

DETETION
BASIN

DETETION
BASIN

STREAMWAY BUFFER

EXISTING TREELINE

LEGEND

- PROPERTY LINE
- LOT LINE
- UTILITY EASEMENT
- CONSTRUCT CONCRETE CURB & GUTTER
- SAWCUT PAVEMENT FULL DEPTH
- ADA PATH – SIDEWALKS NOT DELINEATED AS ADA PATHS WILL NOT BE ADA COMPLIANT.
- HEAVY DUTY ASPHALT PAVEMENT
- STANDARD DUTY ASPHALT PAVEMENT
- HEAVY DUTY CONCRETE PAVEMENT
- CONCRETE PAVEMENT
- STORM SEWER
- PROPOSED RETAINING WALL
- PROPOSED FENCE
- SS — SANITARY SERVICE LINE
- W — WATER SERVICE LINE
- P–UG — UNDERGROUND POWER SERVICE LINE
- FP — FIRE PROTECTION LINE
- COMM — COMMUNICATIONS SERVICE LINE
- SD — LANDSCAPE/ROOF DRAIN
- ADA CONCRETE SIDEWALK AND RAMP
- SS — EXISTING SANITARY SEWER MAIN
- W — EXISTING WATER MAIN
- TEL — EXISTING COMMUNICATIONS LINE
- P–UG — EXISTING ELECTRIC LINE
- G — EXISTING GAS MAIN

N

0' 20' 40' 80'
SCALE IN FEET

DWG: F:\2020\0001-0500\020-0103\40-design\AutoCAD\preliminary plans\Sheets\GNCV\C_SIT01_0200103.dwg USER: sgillard
DATE: May 08, 2020 11:18am XREFS: C_XBASE_0200103 C_PBASE_0200103 V_XBOU_00103 C_PTBLK_0200103 C_PSURF_0200103

DLR Group
© DLR Group

olsson
7301 West 133rd Street, Suite 200
Overland Park, KS 66213-4750
TEL 913.381.1170 www.olsson.com

LEE'S SUMMIT MIDDLE SCHOOL #4

Lee's Summit, MO

PRELIMINARY
DEVELOPMENT
PLAN

Issue Date 05.08.20
REVISIONS

13-20102-00

SITE PLAN

1001

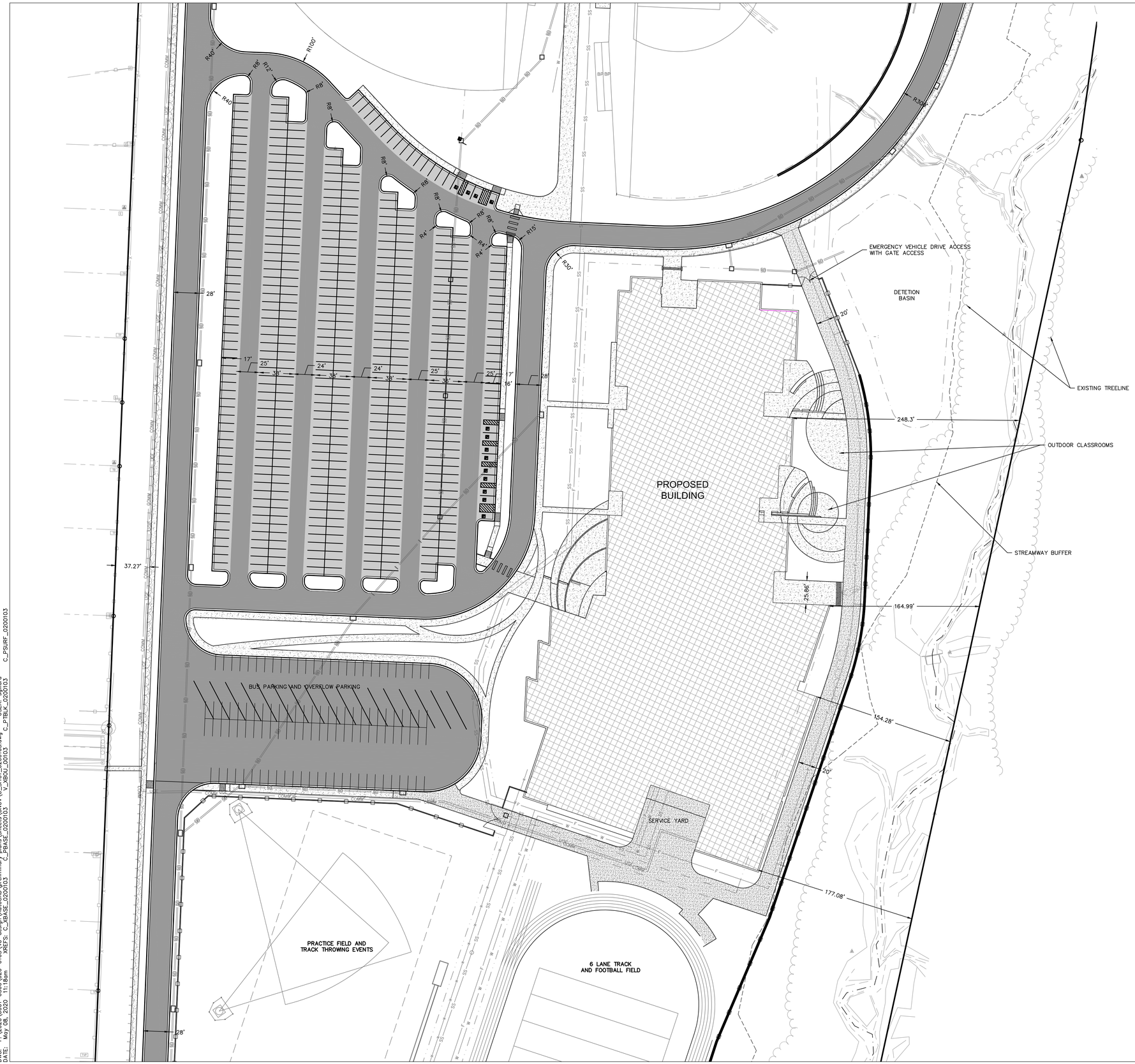

LEGEND

- PROPERTY LINE
- LOT LINE
- UTILITY EASEMENT
- CONSTRUCT CONCRETE CURB & GUTTER
- SAWCUT PAVEMENT FULL DEPTH
- ADA PATH – SIDEWALKS NOT DELINEATED AS ADA PATHS WILL NOT BE ADA COMPLIANT.
- HEAVY DUTY ASPHALT PAVEMENT
- STANDARD DUTY ASPHALT PAVEMENT
- HEAVY DUTY CONCRETE PAVEMENT
- CONCRETE PAVEMENT
- STORM SEWER
- PROPOSED RETAINING WALL
- PROPOSED FENCE
- SS — SANITARY SERVICE LINE
- W — WATER SERVICE LINE
- P-UG — UNDERGROUND POWER SERVICE LINE
- FP — FIRE PROTECTION LINE
- COMM — COMMUNICATIONS SERVICE LINE
- SD — LANDSCAPE/ROOF DRAIN
- ADA CONCRETE SIDEWALK AND RAMP
- SS — EXISTING SANITARY SEWER MAIN
- W — EXISTING WATER MAIN
- TEL — EXISTING COMMUNICATIONS LINE
- P-UG — EXISTING ELECTRIC LINE
- G — EXISTING GAS MAIN

N

0' 20' 40' 80'
SCALE IN FEET

DLR Group
© DLR Group

olsson
7301 West 133rd Street, Suite 200
Overland Park, KS 66213-4750
TEL 913.381.1170 www.olsson.com

LEE'S SUMMIT MIDDLE SCHOOL #4

Lee's Summit, MO

PRELIMINARY DEVELOPMENT PLAN
Issue Date 05.08.20
REVISIONS

13-20102-00

SITE PLAN

1002

DWG: F:\2020\0001-0500\020-0103\40-design\AutoCAD\preliminary plans\Sheets\GNCV\C_ST01_0200103.dwg USER: sgillard
DATE: May 08, 2020 11:18am XREFS: C_XBASE_0200103 C_PBASE_0200103 V_XBOU_00103 C_PTBLK_0200103 C_PSURF_0200103

PROPOSED BUILDING

BUS PARKING AND OVERFLOW PARKING

SERVICE YARD

PRACTICE FIELD AND TRACK THROWING EVENTS

6 LANE TRACK AND FOOTBALL FIELD

DETETION BASIN

DETETION BASIN

(FUTURE) SE CAPE DRIVE

EXISTING TREELINE

STREAMWAY BUFFER

28'

40.00'

15'

R63'

R60'

20'

154.28'

177.08'

6'

R25'

LEGEND

- PROPERTY LINE
- LOT LINE
- UTILITY EASEMENT
- CONSTRUCT CONCRETE CURB & GUTTER
- SAWCUT PAVEMENT FULL DEPTH
- ADA PATH – SIDEWALKS NOT DELINEATED AS ADA PATHS WILL NOT BE ADA COMPLIANT.
- HEAVY DUTY ASPHALT PAVEMENT
- STANDARD DUTY ASPHALT PAVEMENT
- HEAVY DUTY CONCRETE PAVEMENT
- CONCRETE PAVEMENT
- STORM SEWER
- PROPOSED RETAINING WALL
- PROPOSED FENCE
- SS — SANITARY SERVICE LINE
- W — WATER SERVICE LINE
- P-UG — UNDERGROUND POWER SERVICE LINE
- FP — FIRE PROTECTION LINE
- COMM — COMMUNICATIONS SERVICE LINE
- SD — LANDSCAPE/ROOF DRAIN
- ADA CONCRETE SIDEWALK AND RAMP
- SS — EXISTING SANITARY SEWER MAIN
- W — EXISTING WATER MAIN
- TEL — EXISTING COMMUNICATIONS LINE
- P-UG — EXISTING ELECTRIC LINE
- G — EXISTING GAS MAIN

N

0' 20' 40' 80'
SCALE IN FEET

DLR Group
© DLR Group

olsson
7301 West 133rd Street, Suite 200
Overland Park, KS 66213-4750
TEL 913.381.1170 www.olsson.com

LEE'S SUMMIT MIDDLE SCHOOL #4

Lee's Summit, MO

PRELIMINARY DEVELOPMENT PLAN

Issue Date 05.08.20
REVISIONS

13-20102-00

SITE PLAN

1003

DWG: F:\2020\0001-0500\020-0103\40-design\AutoCAD\preliminary plans\Sheets\GNCV\C_SIT01_0200103.dwg USER: sgillard
DATE: May 08, 2020 11:19am XREFS: C_XBASE_0200103 C_PBASE_0200103 V_XB0U_00103 C_PTBLK_0200103 C_PSURF_0200103

LEGEND

- PROPERTY LINE
- EXISTING GRADE CONTOUR
- FINISHED GRADE CONTOUR
- RIDGE LINE
- VALLEY LINE
- RAMP
- CONCRETE CURB & GUTTER TYPE "B"
- CONCRETE CURB & GUTTER TYPE "B-DRY"
- CONCRETE CURB TYPE "C" MODIFIED

N

0' 30' 60' 120'
SCALE IN FEET

DLR Group
© DLR Group

olsson
7301 West 133rd Street, Suite 200
Overland Park, KS 66213-4750
TEL 913.381.1170
www.olsson.com

LEE'S SUMMIT MIDDLE SCHOOL #4

Lee's Summit, MO

PRELIMINARY DEVELOPMENT PLAN
Issue Date 05.08.20
REVISIONS

13-20102-00

OVERALL GRADING PLAN

1004

DWG: F:\2020\0001-0500\020-0103\40-design\AutoCAD\preliminary plans\Sheets\GNCV\C_GRD60_0200103.dwg USER: sgillard
DATE: May 08, 2020 11:20am XREFS: C_XBASE_0200103 C_PBASE_0200103 V_XBOU_00103 C_PTBLK_0200103 C_PSURF_0200103

LEGEND

- PROPERTY LINE
- EXISTING GRADE CONTOUR
- FINISHED GRADE CONTOUR
- RIDGE LINE
- VALLEY LINE
- RAMP
- CONCRETE CURB & GUTTER TYPE "B"
- CONCRETE CURB & GUTTER TYPE "B-DRY"
- CONCRETE CURB TYPE "C" MODIFIED

N

0' 30' 60' 120'
SCALE IN FEET

DLR Group
© DLR Group

olsson
7301 West 133rd Street, Suite 200
Overland Park, KS 66213-4750
TEL 913.381.1170 www.olsson.com

LEE'S SUMMIT MIDDLE SCHOOL #4

Lee's Summit, MO

PRELIMINARY DEVELOPMENT PLAN
Issue Date 05.08.20
REVISIONS

13-20102-00

OVERALL GRADING PLAN

1005

DWG: F:\2020\0001-0500\020-0103\40-design\AutoCAD\preliminary plans\Sheets\GNCV\C_GRD60_0200103.dwg USER: sgillard
DATE: May 08, 2020 11:21am XREFS: C_XBASE_0200103 C_PBASE_0200103 V_XBOU_00103 C_PTBLK_0200103 C_PSURF_0200103

LEGEND

- PROPERTY LINE
- LOT LINE
- UTILITY EASEMENT
- STORM SEWER
- SS — SANITARY SERVICE LINE
- W — WATER SERVICE LINE
- P-UG — UNDERGROUND POWER SERVICE LINE
- FP — FIRE PROTECTION LINE
- COMM — COMMUNICATIONS SERVICE LINE
- SD — TRENCH/LANDSCAPE/ROOF DRAIN
- SS — EXISTING SANITARY SEWER MAIN
- W — EXISTING WATER MAIN
- TEL — EXISTING COMMUNICATIONS LINE
- P-UG — EXISTING ELECTRIC LINE
- G — EXISTING GAS MAIN

N

0' 30' 60' 120'
SCALE IN FEET

DWG: F:\2020\0001-0500\020-0103\40-design\AutoCAD\preliminary plans\Sheets\GNCV\C_UTL01_0200103.dwg USER: sgillard
DATE: May 08, 2020 11:22am XREFS: C_XBASE_0200103 C_PBASE_0200103 V_XBOU_00103 C_PTBLK_0200103

DLR Group

olsson
7301 West 133rd Street, Suite 200
Overland Park, KS 66213-4750
TEL 913.381.1170 www.olsson.com

LEE'S SUMMIT MIDDLE SCHOOL #4

Lee's Summit, MO

PRELIMINARY DEVELOPMENT PLAN
Issue Date 05.08.20
REVISIONS

13-20102-00

UTILITY PLAN

1006

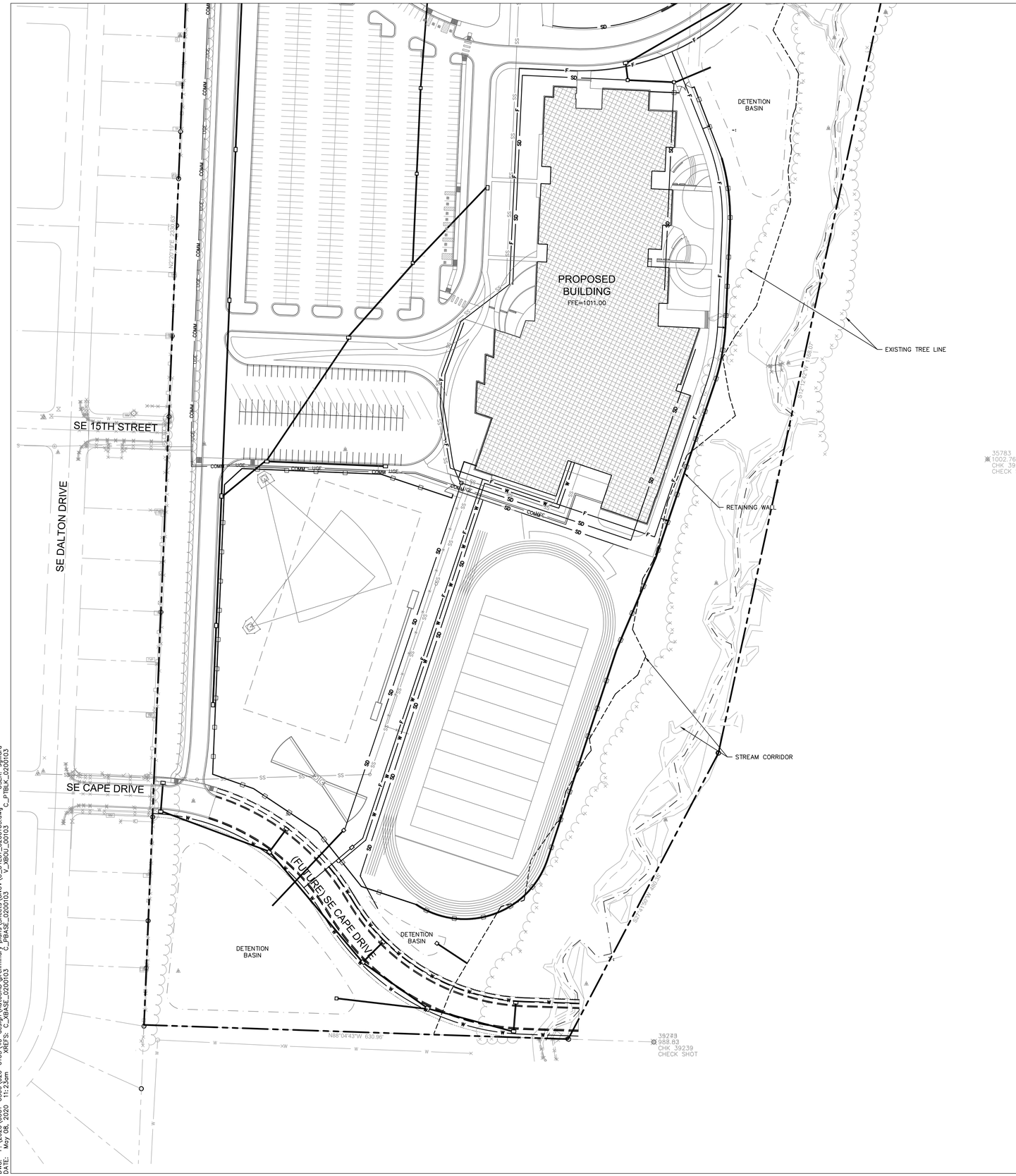

LEGEND

- PROPERTY LINE
- LOT LINE
- UTILITY EASEMENT
- STORM SEWER
- SS — SANITARY SERVICE LINE
- W — WATER SERVICE LINE
- P-UG — UNDERGROUND POWER SERVICE LINE
- FP — FIRE PROTECTION LINE
- COMM — COMMUNICATIONS SERVICE LINE
- SD — TRENCH/LANDSCAPE/ROOF DRAIN
- SS — EXISTING SANITARY SEWER MAIN
- W — EXISTING WATER MAIN
- TEL — EXISTING COMMUNICATIONS LINE
- P-UG — EXISTING ELECTRIC LINE
- G — EXISTING GAS MAIN

N

0' 30' 60' 120'
SCALE IN FEET

DLR Group
© DLR Group

olsson
7301 West 133rd Street, Suite 200
Overland Park, KS 66213-4750
TEL 913.381.1170 www.olsson.com

LEE'S SUMMIT MIDDLE SCHOOL #4

Lee's Summit, MO

PRELIMINARY DEVELOPMENT PLAN
Issue Date 05.08.20
REVISIONS

13-20102-00

UTILITY PLAN

1007

DWG: F:\2020\0001-0500\020-0103\40-design\AutoCAD\preliminary plans\Sheets\GNCV\C_UTL01_0200103.dwg USER: sgillard
DATE: May 08, 2020 11:23am XREFS: C_XBASE_0200103 C_PBASE_0200103 V_XBOU_00103 C_PTBLK_0200103

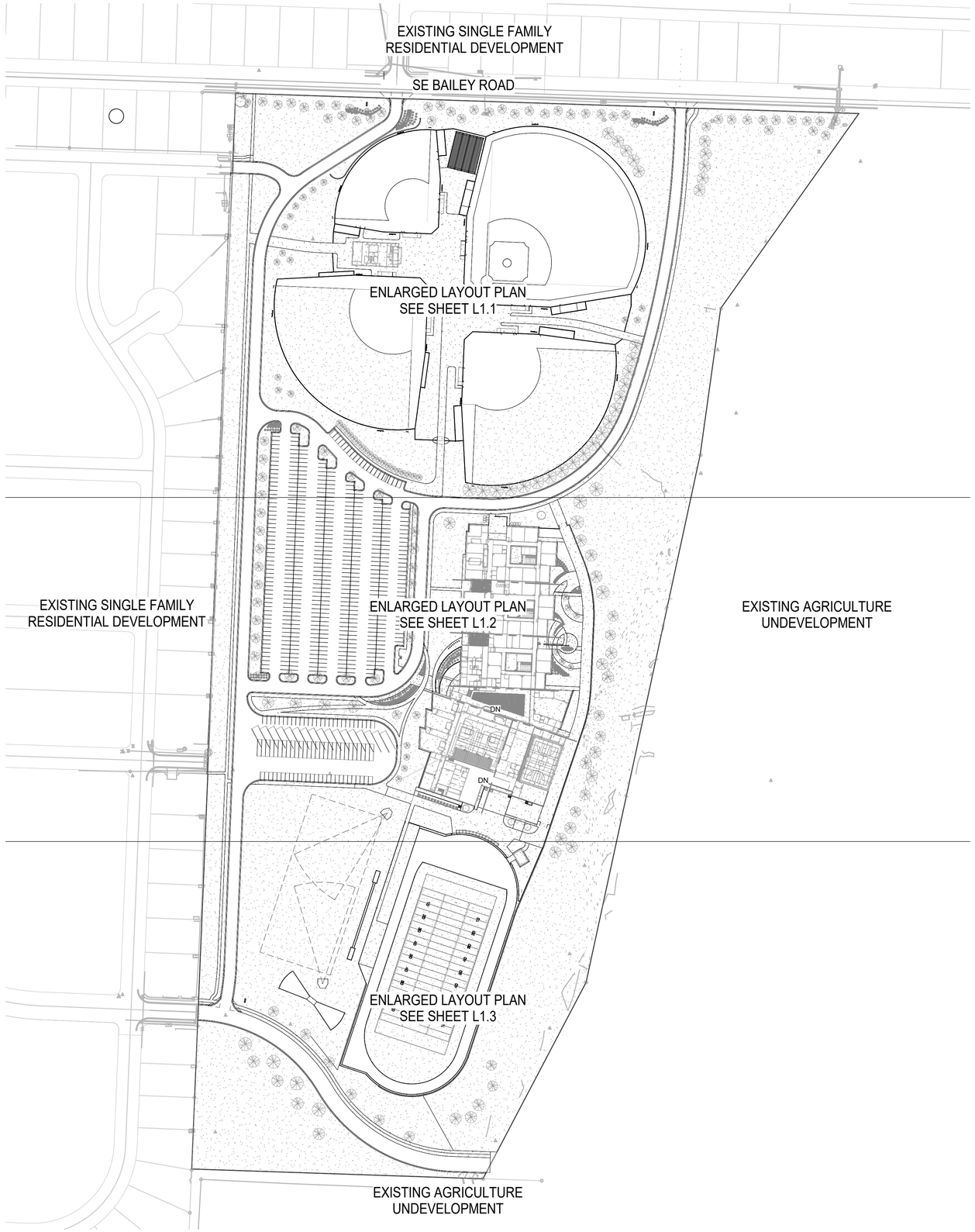

1 L1.0 Overall Layout Plan
SCALE: 1" = 120'-0"

DLR Group
© DLR Group

- NOT FOR CONSTRUCTION -

Consultant Logo

Project Logo

Lee's Summit Middle School #4

Lee's Summit, MO, TBD

Project Status
Issue Date
REVISIONS

13-20102

Overall Layout Plan

L1.0

BIM 360://13-20102-00 Lee's Summit Middle School #4/13-20102-00_Lee's Summit Middle School 4_LS_2020.rvt
5/7/2020 6:14:37 PM

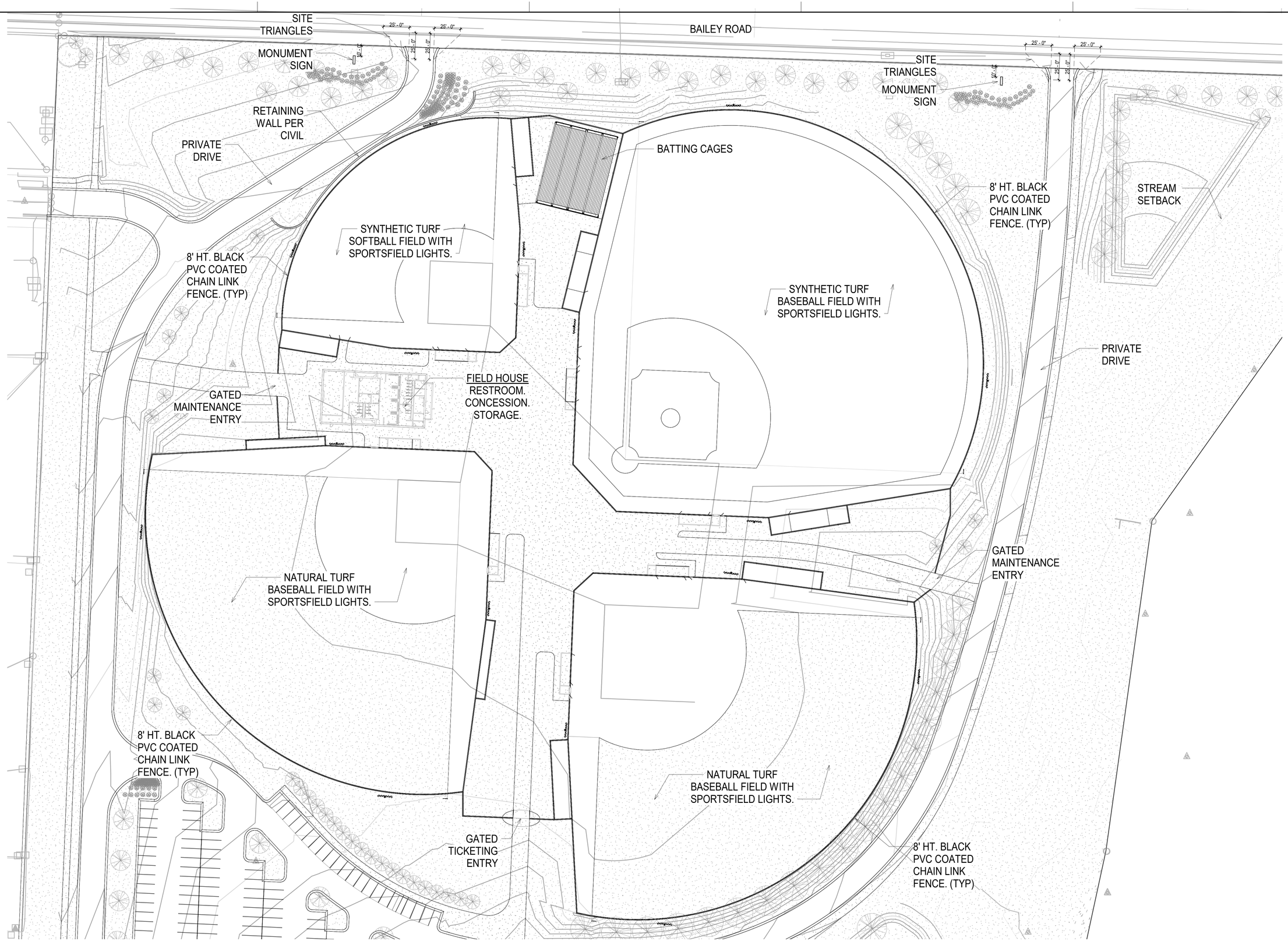

1 L1.1 2 - Ballfield Layout
SCALE: 1" = 40'-0"

DLR Group
© DLR Group

~NOT FOR CONSTRUCTION~

Consultant Logo

Project Logo

Lee's Summit Middle School #4

Lee's Summit, MO, TBD

Project Status
Issue Date
REVISIONS

13-20102

ENLARGED LAYOUT PLAN

L1.1

BIM 360://13-20102-00 Lee's Summit Middle School #4/13-20102-00_Lee's Summit Middle School 4_LS_2020.rvt
5/7/2020 6:15:04 PM

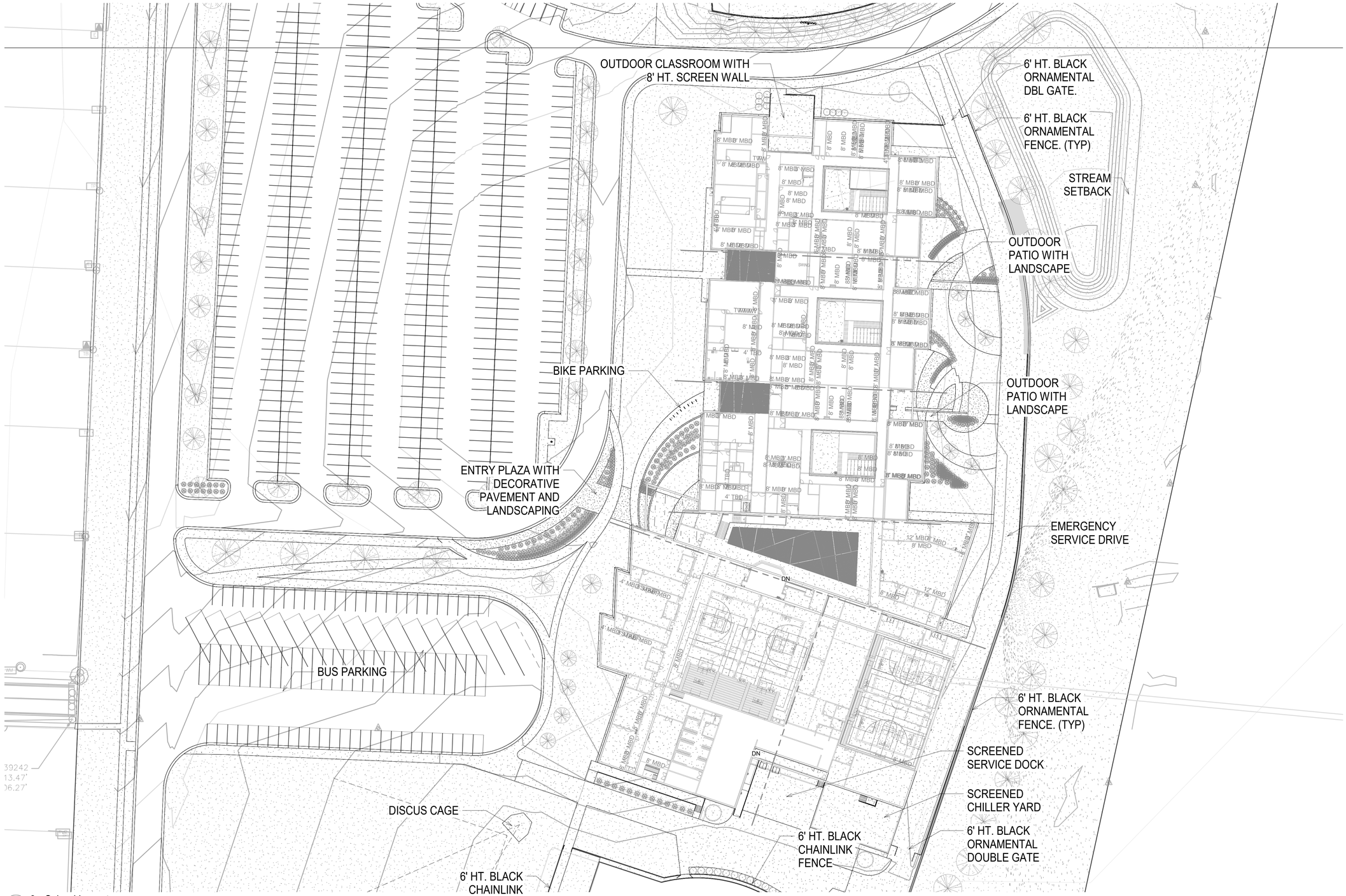

1 / L1.2 3 - School Layout
SCALE: 1" = 40'-0"

DLR Group
© DLR Group

NOT FOR CONSTRUCTION

Consultant Logo

Project Logo

Lee's Summit Middle School #4

Lee's Summit, MO, TBD

Project Status
Issue Date
REVISIONS

13-20102

ENLARGED LAYOUT PLAN

L1.2

BIM 360://13-20102-00 Lee's Summit Middle School #4/13-20102-00_Lee's Summit Middle School 4_LS_2020.rvt
5/7/2020 6:16:17 PM

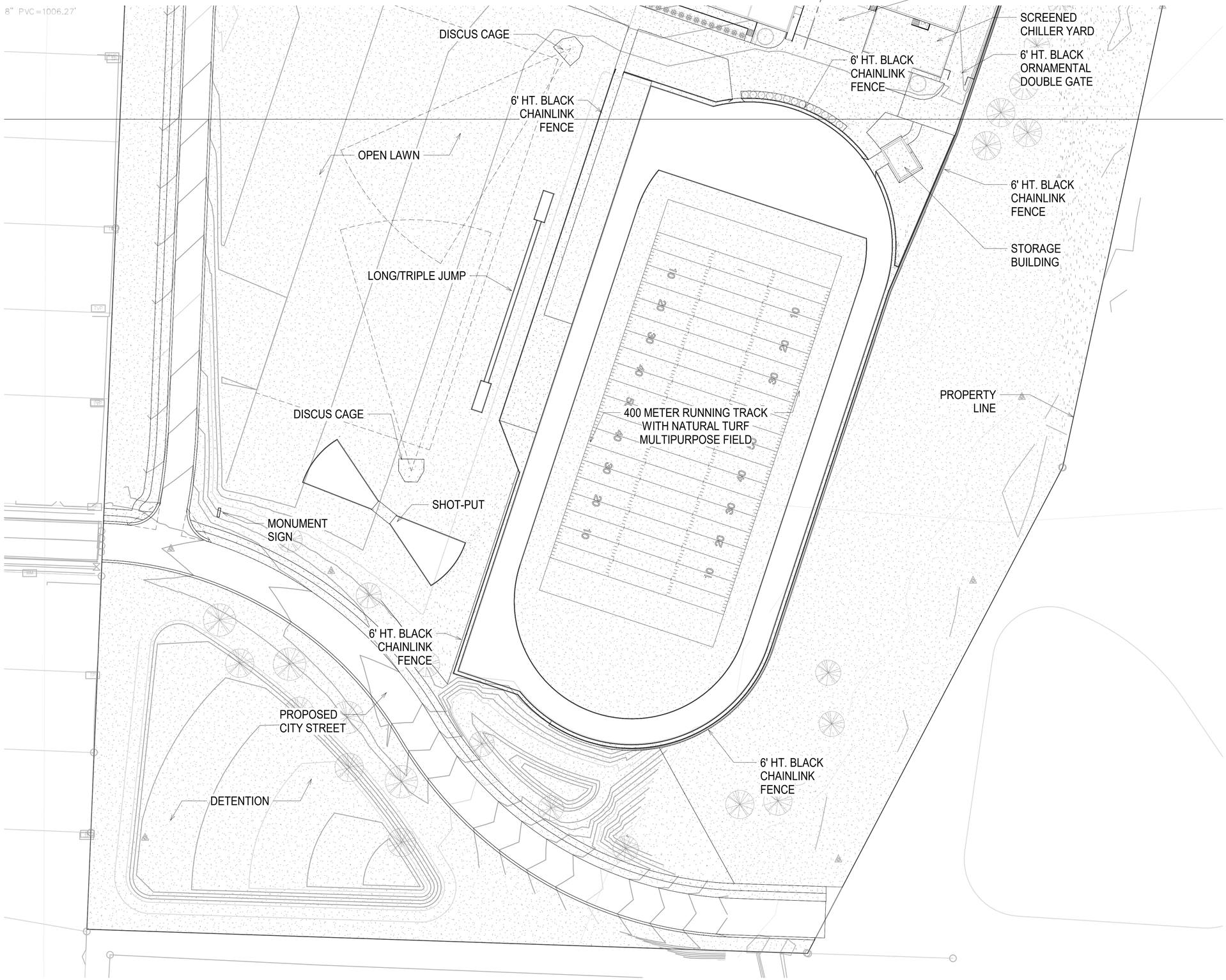

1 L1.3 4 - Track
SCALE: 1" = 40'-0"

BIM 360://13-20102-00 Lee's Summit Middle School #4/13-20102-00_Lee's Summit Middle School 4_LS_2020.rvt
5/7/2020 6:16:22 PM

DLR Group
© DLR Group

~ NOT FOR CONSTRUCTION ~

Consultant Logo

Project Logo

Lee's Summit Middle School #4

Lee's Summit, MO, TBD

Project Status
Issue Date
REVISIONS

13-20102

ENLARGED LAYOUT PLAN

L1.3

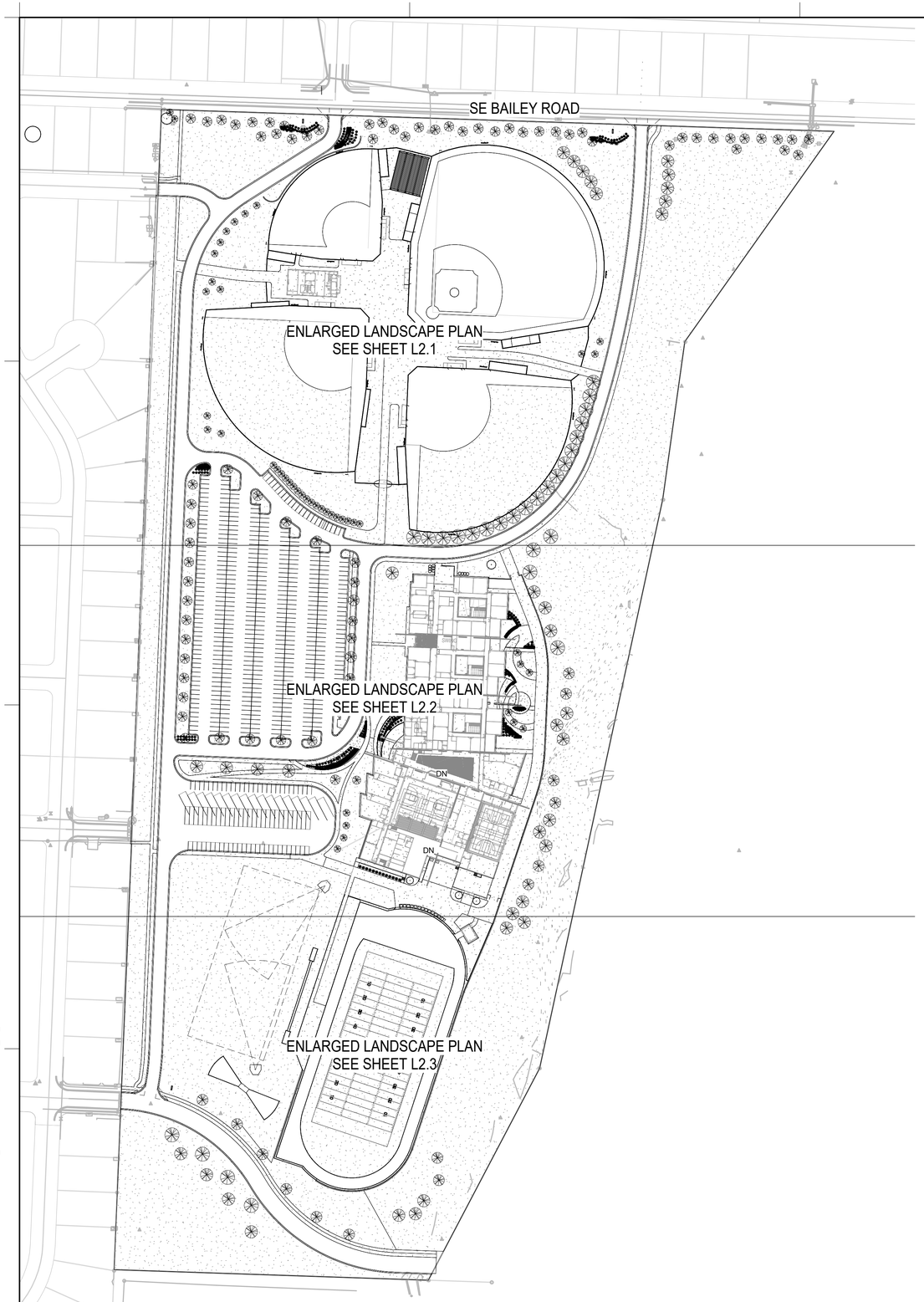

1 Overall Landscape Plan
L2.0 SCALE: 1" = 120'-0"

Planting Schedule					
Plant ID	Count	Botanical Name	Common Name	Cont.	Size
DECIDUOUS TREES					
AS	39	Acer saccharum `Autumn Splendor`	Autumn Splendor Sugar Maple	B&B	8`-10` HT.
BH	8	Betula nigra `Heritage`	Heritage River Birch	B&B	8`-10` HT.
CA	35	Carpinus caroliniana `Autumn Fire`	Autumn Fire American Hornbeam	B&B	8`-10` HT.
CP	16	Celtis occidentalis `Prairie Pride`	Prairie Pride Hackberry	B&B	8`-10` HT.
QB	5	Quercus bicolor	Swamp White Oak	B&B	8`-10` HT.
QC	19	Quercus bicolor `Bonnie and Mike` TM	Beacon Oak	B&B	8`-10` HT.
TS	30	Taxodium distichum `Shawnee Brave` TM	Bald Cypress	B&B	8`-10` HT.
EVERGREEN SHRUBS					
JO	102	Juniperus virginiana `Grey Owl`	Eastern Redcedar	3 GAL	
EVERGREEN TREES					
JB	10	Juniperus chinensis `Blue Heaven`	Blue Heaven Juniper	B&B	5-6`
JA	13	Juniperus virginiana `Keteleeri`	Blue Arrow Juniper	6`-7` HT.	B&B
PF	4	Picea pungens `Fat Albert`	Colorado Spruce		
PS	1	Pinus strobus	White Pine	B&B	8`-10` HT.
GRASSES					
CK	146	Calamagrostis x acutiflora `Karl Foerster`	Feather Reed Grass	1 GAL.	
Grasses					
BB	48	Bouteloua gracilis `Blonde Ambition`	Blue Grama	1 GAL.	
CL	83	Chasmanthium latifolium	Wood Oats	1 GAL.	
ORNAMENTAL TREES					
AA	9	Amelanchier arborea `Autumn Brilliance`	Downy Serviceberry	B&B	8`-10` HT.
MG	1	Magnolia virginiana `Green Shadow`	Green Shadow Magnolia	B&B	8`-10` HT.
MP	19	Malus x `Jefspire` TM	Purple Spire Columnar Crabapple	B&B	8`-10` HT.
MS	25	Malus x `Spring Snow`	Spring Snow Crabapple	B&B	8`-10` HT.
PERENNIAL					
CB	4	Coreopsis x `Berry Chiffon`	Berry Chiffon Tickseed	1 GAL.	
SM	71	Salvia x sylvestris `May Night`	May Night Sage	1 GAL.	
SHRUBS					
AI	12	Aronia melanocarpa `Low Scape Mound`	Red Chokeberry	3 GAL	
CH	83	Callicarpa x `NCCX2` TM	Pearl Glam Beauty Berry	3 GAL	
FB	34	Fothergilla gardenii `Blue Mist`	Blue Mist Fothergilla	3 GAL	
HA	16	Hydrangea quercifolia `Amethyst`	Amethyst Oakleaf Hydrangea	3 GAL	
HS	22	Hydrangea quercifolia `Sike`s Dwarf`	Sike`s Dwarf Oakleaf Hydrangea	3 GAL	
RG	19	Rhus aromatica `Gro-Low`	Gro-Low Fragrant Sumac	3 GAL	

PLANTING REQUIREMENTS

SEC. 8.790. - LANDSCAPING-MIN. REQUIREMENTS

STREET FRONTAGE:
ONE TREE SHALL BE PLANTED FOR EACH 30 FEET OF STREET FRONTAGE. MIN. 20' WIDE LANDSCAPE STRIP SHALL BE PROVIDED ALONG THE LENGTH OF ANY STREET FRONTAGE

ONE SHRUB SHALL BE PROVIDED FOR EACH 20' OF STREET FRONTAGE

STREET FRONTAGE PLANTING PROVIDED:

1350 LINEAR FEET OF STREET FRONTAGE / 30' = 45 TREES
1350 LINEAR FEET OF STREET FRONTAGE / 20' = 68 SHRUBS

47 DECIDUOUS TREES PROVIDED
93 SHRUBS PROVIDED

SEC. 8.810 - PARKING LOT LANDSCAPING AND TREES
A LANDSCAPING ISLAND SHALL BE LOCATED AT THE END OF EVERY PARKING BAY BETWEEN THE LAST PARKING SPACE AND ADJACENT TRAVEL AISLE OR DRIVEWAY NO LESS THAN 9' WIDE & 1/2 THE LENGTH OF THE ADJACENT PARKING.

TOTAL
513 PARKING STALLS (Does not include bus & overflow)
8 PARKING BAYS = 8 LANDSCAPING ISLANDS REQUIRED

SEC. 8.900.-REQUIRED TYPICAL IMPACT SCREENS

EXISTING DENSE TREE PLANTINGS TO REMAIN & PROVIDE REQUIRED SCREENING

SEC. 8.790.B.1 OPEN YARD SHRUB REQT.

MINIMUM OF 2 SHRUBS PER 5,000 SQUARE FEET OF TOTAL LOT AREA REQUIRED

TOTAL LOT AREA: 117,130 SF / 5,000 SF = 23.5 x 2 (SHRUBS/5,000 SF) = 47 TOTAL SHRUBS REQUIRED

TOTAL SHRUBS PROVIDED: 129

SEC. 8.810.A. PARKING LOT LANDSCAPE ISLANDS

LANDSCAPE ISLANDS, STRIPS OR OTHER PLANTING AREAS SHALL BE LOCATED WITHIN THE PARKING LOT AND SHALL CONSTITUTE AT LEAST 5% OF THE ENTIRE AREA DEVOTED TO PARKING SPACES

ENTIRE PARKING AREA: 266,995 SF

LANDSCAPE AREA WITHIN PARKING AREA: 38,450 SF

38,450 SF / 266,995 SF = 14.4% TOTAL PARKING AREA DESIGNATED FOR PLANTING

LANDSCAPE NOTES:

1. THE CONTRACTOR WILL DETERMINE THE EXACT LOCATION OF ALL EXISTING UTILITIES AND STRUCTURES BEFORE COMMENCING WORK. THE CONTRACTOR WILL CONDUCT HIS WORK SO AS TO PREVENT INTERRUPTION OF SERVICE OR DAMAGE TO THEM. THE CONTRACTOR AGREES TO BE FULLY RESPONSIBLE FOR ANY AND ALL DAMAGE WHICH MIGHT BE OCCASIONED BY THE CONTRACTOR'S FAILURE TO LOCATE AND PRESERVE ANY AND ALL EXISTING UTILITIES AND STRUCTURES.

2. CONTRACTOR SHALL VERIFY LOCATION OF ALL UTILITIES BEFORE STARTING ANY WORK.

3. EXISTING UNDERGROUND (U/G) UTILITIES AND DRAINAGE STRUCTURES HAVE BEEN PLOTTED FROM AVAILABLE INFORMATION AND THEREFORE, THEIR LOCATIONS MUST BE CONSIDERED APPROXIMATE ONLY. IT IS THE RESPONSIBILITY OF THE INDIVIDUAL CONTRACTORS TO NOTIFY THE UTILITY COMPANIES TO LOCATE UTILITIES BEFORE ACTUAL CONSTRUCTION.

4. THE CONTRACTOR WILL SHOW PROOF OF PROCUREMENT, SOURCES, QUANTITIES AND VARIETIES FOR ALL SHRUBS, PERENNIALS, ORNAMENTAL GRASSES, AND ANNUALS.

5. SUBSTITUTIONS WILL BE ALLOWED ONCE THE CONTRACTOR HAS EXHAUSTED ALL SOURCES FOR THE SPECIFIED MATERIAL, AND HAS PROVEN THAT THE SPECIFIED MATERIAL IS NOT AVAILABLE. THE CONTRACTOR MUST PROVIDE NAME AND VARIETY OF SUBSTITUTION IN THE SUBSTITUTION REQUEST FORM TO THE LANDSCAPE ARCHITECT FOR APPROVAL PRIOR TO TAGGING OR PLANTING. SUBSTITUTIONS WILL BE NEAREST EQUIVALENT SIZE OF VARIETY OF PLANT HAVING SAME ESSENTIAL CHARACTERISTICS.

6. SIZE AND QUALITY OF PLANT MATERIAL WILL CONFORM TO AMERICAN STANDARDS FOR NURSERY STOCK, ANSI 260-1992, OR MOST RECENT EDITION.

7. ALL PLANT MATERIAL WILL BE NURSERY GROWN, SOUND, HEALTHY, VIGOROUS AND FREE FROM INSECTS, DISEASE AND INJURIES, WITH HABIT OF GROWTH THAT IS NORMAL FOR THE SPECIES. SIZES WILL BE EQUAL TO OR EXCEEDING SIZES INDICATED ON THE PLANT LIST. THE CONTRACTOR WILL SUPPLY PLANTS IN QUANTITY AS SHOWN ON THE DRAWINGS.

8. THE CONTRACTOR WILL BE RESPONSIBLE FOR ENSURING POSITIVE SURFACE DRAINAGE IS PROVIDED IN ALL PLANTING AND TURF AREAS. ALL GRADE SURFACES WILL BE FINISHED TO UNIFORM GRADES AND SLOPED IN SUCH A MANNER TO BE FREE OF DEPRESSIONS THAT CAUSE AREAS OF STANDING WATER. THE CONTRACTOR WILL REPORT ANY CONFLICTS WITH THIS REQUIREMENT TO THE LANDSCAPE ARCHITECT/OWNER FOR RESOLUTION PRIOR TO FINAL OPERATIONS.

9. THE CONTRACTOR WILL REPORT SUB-SURFACE SOIL OR DRAINAGE ISSUES TO THE LANDSCAPE ARCHITECT.

10. CONTRACTOR SHALL STAKE PLANT LOCATIONS IN THE FIELD AND HAVE APPROVAL BY THE LANDSCAPE ARCHITECT BEFORE PLANT PITS ARE EXCAVATED AND BEFORE PROCEEDING WITH INSTALLATION.

11. TREES, SHRUBS & GROUND COVERS SHALL BE LAID OUT IN A UNIFORM AND CONSISTENT PATTERN.

12. CONTRACTOR TO PLACE MULCH AROUND ALL TREES AND IN ALL PLANTING BEDS UNLESS OTHERWISE NOTED, TO A DEPTH OF 3" OR AS DESCRIBED IN THE SPECIFICATIONS. ALL PLANTING BEDS TO BE SEPARATED FROM LAWN AREAS WITH SPECIFIED EDGING OR CONCRETE CURB EDGE PER DRAWINGS.

13. ELEVATION OF TOP OF MULCH SHALL BE 1/2" MIN. BELOW ANY ADJACENT PAVEMENT OR 2" min. BELOW FINISHED FLOOR ELEVATION.

14. ALL SHRUB BEDS SHALL BE MULCHED WITH SPECIFIED ORGANIC OR DECORATIVE AGGREGATE MULCH AND SEPARATED FROM LAWN AREAS WITH SPECIFIED EDGING OR CONCRETE CURB EDGE PER DRAWINGS.

15. CONTRACTOR SHALL FINE GRADE AND SEED ALL AREAS DISTURBED DURING CONSTRUCTION AND ESTABLISH NEW LAWN AREA, NOT DESIGNATED FOR SOD, NATIVE MEADOW, OR PLANTING BEDS. CONTRACTOR TO SEED ALL AREAS WITHIN CONTRACT LIMITS NOT COVERED BY PAVING, BUILDINGS, OR PLANTING BEDS UNLESS OTHERWISE NOTED.

16. CONTRACTOR SHALL BE RESPONSIBLE FOR CALCULATING ACTUAL AREAS OF SEED AND QUANTITIES REQUIRED FOR COVERAGE.

17. ALL PLANT MATERIALS DELIVERED TO THE SITE FOR APPROVAL AND INSTALLATION SHALL BE IDENTIFIED AND TAGGED, TO ENSURE THE PLANTS PROVIDED ARE AS SPECIFIED. PLANTS SHALL BE APPROVED BY THE LANDSCAPE ARCHITECT PRIOR TO INSTALLATION.

18. ALL TREES SHALL BE CALLIPERED AND UNDERSIZED TREES SHALL BE REJECTED.

19. PLANT QUANTITIES ARE PROVIDED FOR CONTRACTOR CONVENIENCE ONLY. PROVIDE AND INSTALL ALL PLANTS SHOWN ON THE PLANTING PLANS.

20. SPACING OF ALL PLANTINGS TO BE AS SHOWN ON PLANS.

21. ALL LANDSCAPE AREAS AND PLAYING FIELD AREAS TO HAVE A MINIMUM OF 6" TOPSOIL.

22. ALL TURF AREAS TO HAVE 4" MINIMUM OF IMPORTED TOPSOIL - SEE SPECS FOR SOIL AMENDMENTS.

23. PROVIDE, INSTALL, AND INCORPORATE SOIL AMENDMENTS PER RECOMMENDATIONS PER THE SOILS REPORT.

DLR Group
© DLR Group

- NOT FOR CONSTRUCTION -

Consultant Logo

Project Logo

Lee's Summit Middle School #4

Lee's Summit, MO, TBD

Project Status
Issue Date
REVISIONS

13-20102

OVERALL LANDSCAPE PLAN

L2.0

BIM 360://13-20102-00 Lee's Summit Middle School #4/13-20102-00_Lee's Summit Middle School 4_LS_2020.rvt
5/8/2020 10:19:39 AM

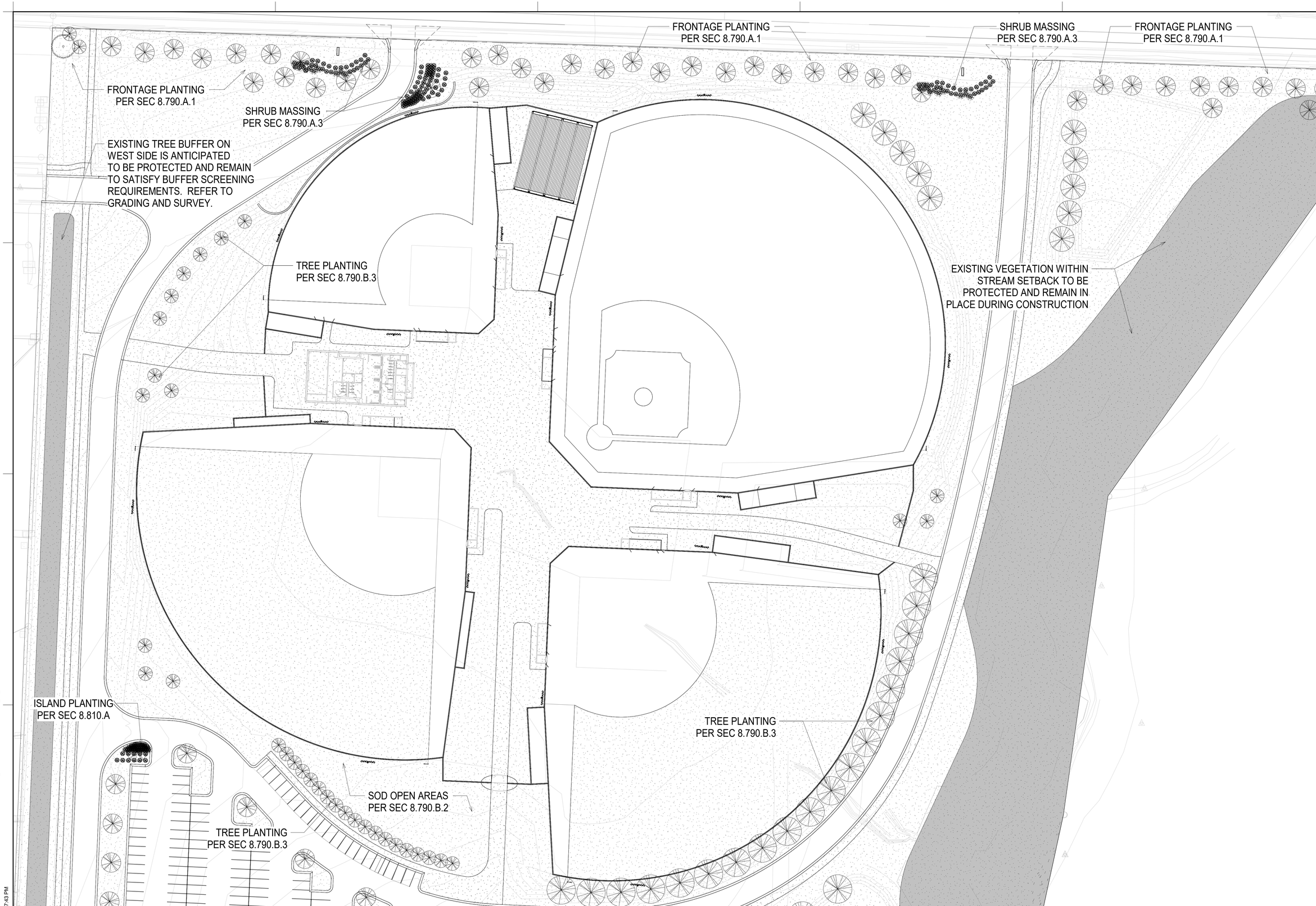

1 L2.1 Ball Fields Landscape
SCALE: 1" = 40'-0"

BIM 360://13-20102-00 Lee's Summit Middle School #4/13-20102-00_Lee's Summit Middle School 4_LS_2020.rvt
5/7/2020 6:17:43 PM

DLR Group
© DLR Group

NOT FOR CONSTRUCTION

Consultant Logo

Project Logo

Lee's Summit Middle School #4

Lee's Summit, MO_TBD

Project Status
Issue Date
REVISIONS

13-20102

ENLARGED
LANDSCAPE PLAN

L2.1

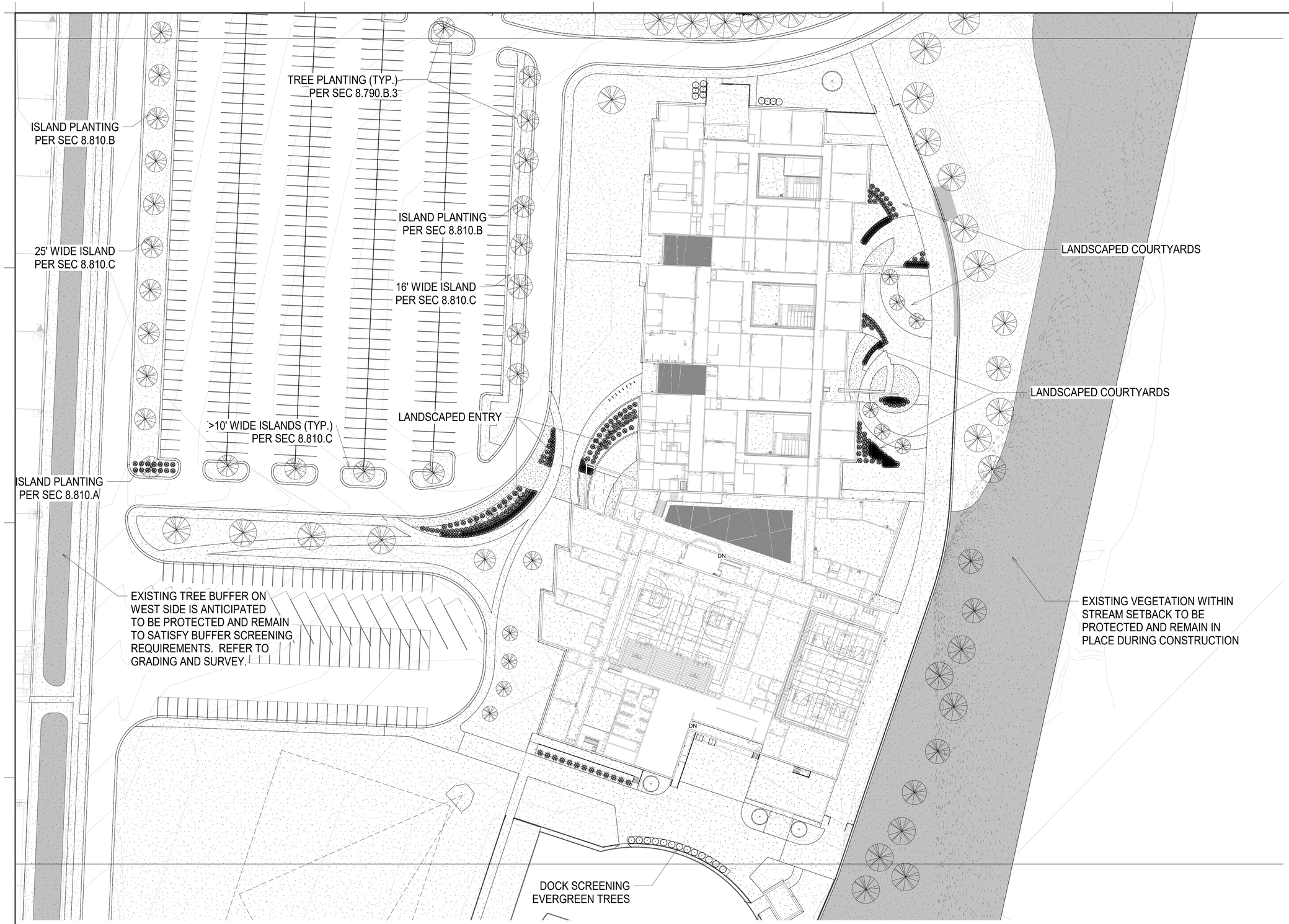

1 L2.2 School Landscape Plan
SCALE: 1" = 40'-0"

DLR Group
© DLR Group

- NOT FOR CONSTRUCTION -

Consultant Logo

Project Logo

Lee's Summit Middle School #4

Lee's Summit, MO, TBD

Project Status
Issue Date
REVISIONS

13-20102

ENLARGED
LANDSCAPE PLAN

L2.2

BIM 360://13-20102-00 Lee's Summit Middle School #4/13-20102-00_Lee's Summit Middle School 4_LS_2020.rvt
5/7/2020 6:21:10 PM

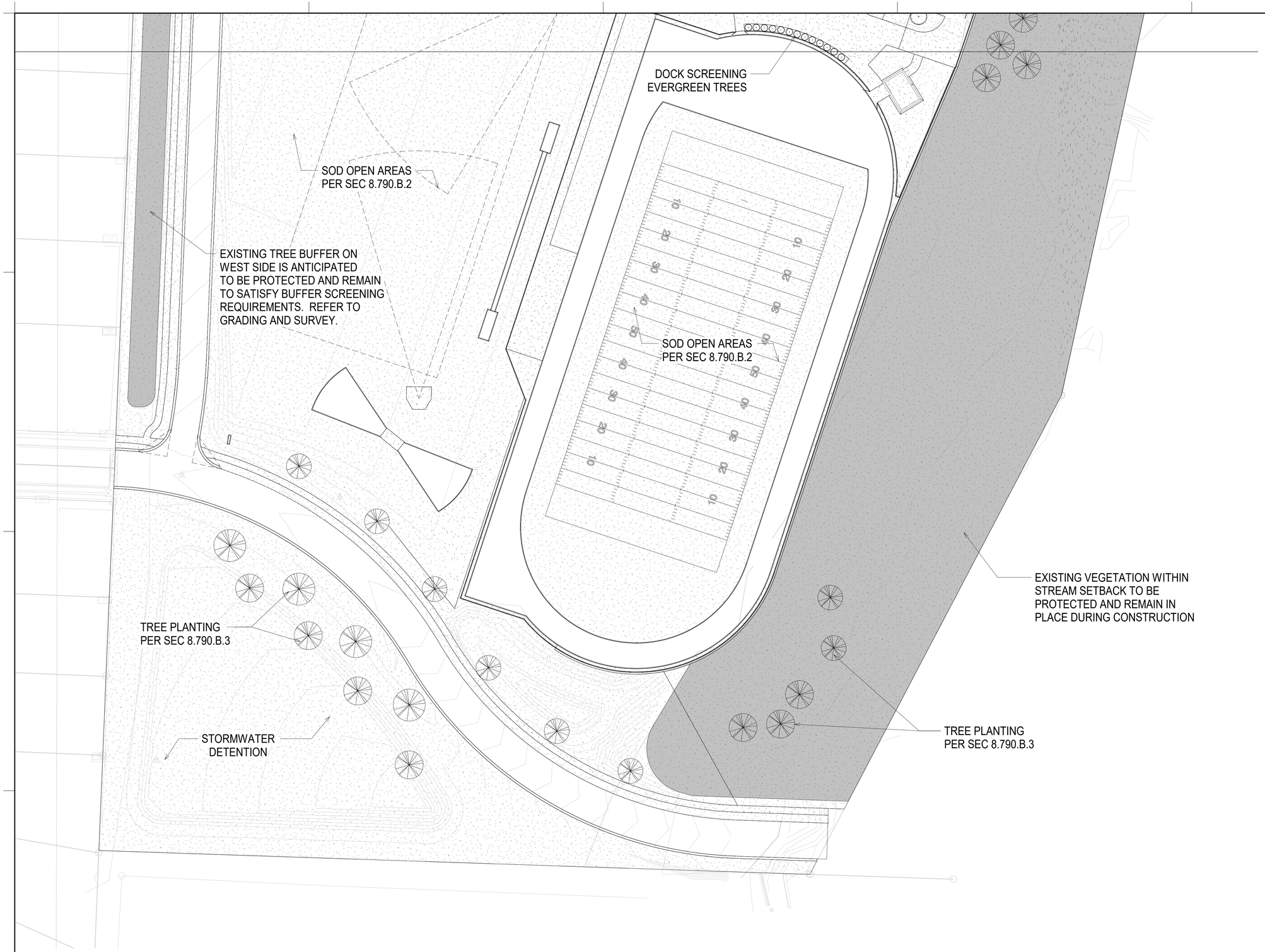

1 L2.3 Enlarged Track Landscape
SCALE: 1" = 40'-0"

DLR Group
© DLR Group

NOT FOR CONSTRUCTION

Consultant Logo

Project Logo

Lee's Summit Middle School #4

Lee's Summit, MO, TBD

Project Status
Issue Date
REVISIONS

13-20102

ENLARGED
LANDSCAPE PLAN

L2.3

BIM 360://13-20102-00 Lee's Summit Middle School #4/13-20102-00_Lee's Summit Middle School 4_LS_2020.rvt
5/7/2020 6:21:23 PM

KEYNOTE LEGEND

ABE1	ALUMINUM STOREFRONT SYSTEM (DARK BRONZE) WITH CLEAR GLAZING
ABE2	PREFINISHED METAL COPING.
ABE4	CEMENTITIOUS WALL PANEL (CP-1) AMERICAN FIBER CEMENT S-282 SATURN, OR EQ.
ABE5	CEMENTITIOUS WALL PANEL (CP-2) AMERICAN FIBER CEMENT S-030 MERCURY, OR EQ.
ABE6	HOLLOW METAL DOOR AND FRAME.
ABE7	FACE BRICK (FB-1) MODULAR, ACME MARBLE GRAY VELOUR PEP166, OR EQ.
ABE13	BUILDING MOUNTED LIGHT FIXTURE, RE: ELEC.
ABE17	ALUMINUM WALL LOUVER, RE: MECH.
ABE22	ALUMINUM DIMENSIONAL LETTER SIGNAGE
ABE23	EXTERIOR WALL GRAPHIC APPLIED TO FACE OF PANEL

GENERAL NOTES

1. ELEVATIONS ARE SHOWN RELATIVE TO LEVEL 01 FINISH FLOOR ELEVATION NOTED IN CIVIL DWGS., STARTING AT +100'-0".

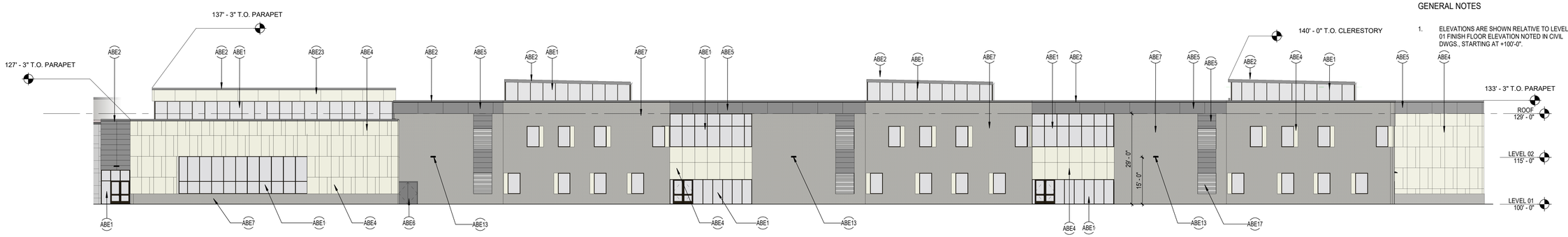

11 / A5.01 EAST ELEVATION-ACADEMICS
SCALE: 1/16" = 1'-0"

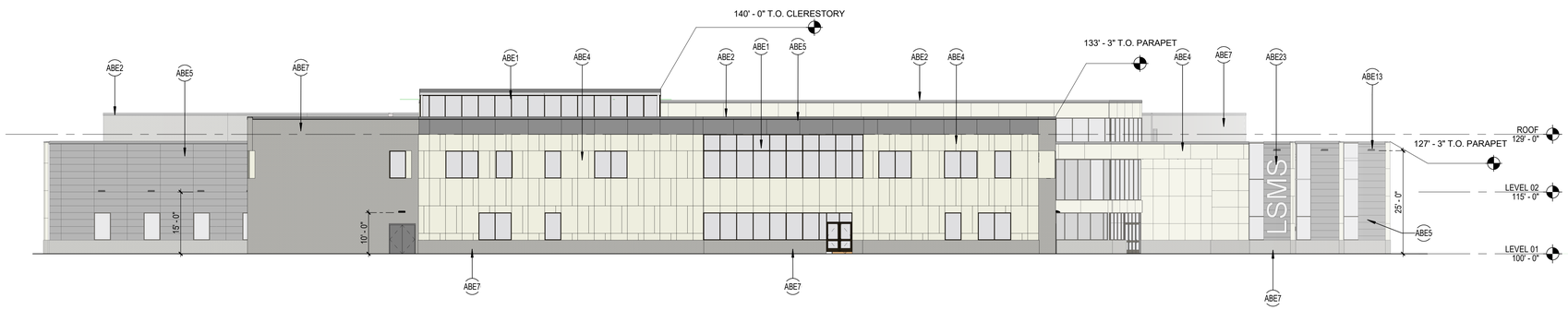

31 / A5.01 NORTH ELEVATION-ACADEMICS
SCALE: 1/16" = 1'-0"

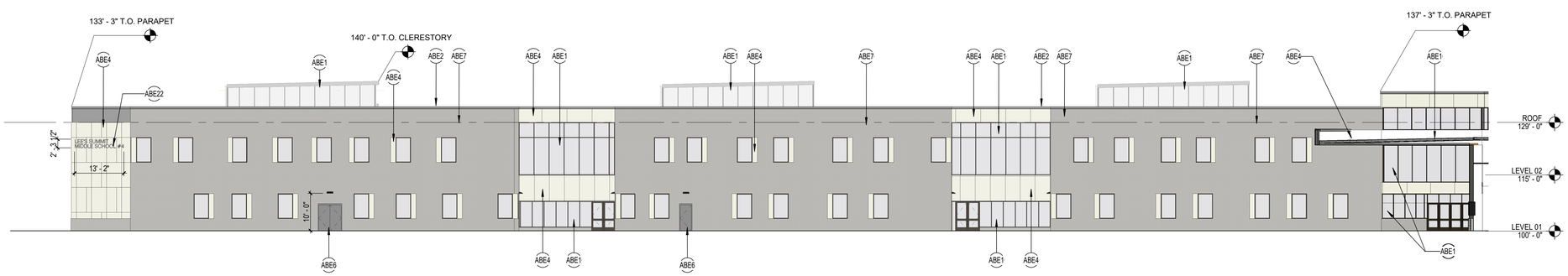

51 / A5.01 WEST ELEVATION-ACADEMICS-MAIN ENTRY
SCALE: 1/16" = 1'-0"

LEE'S SUMMIT MIDDLE SCHOOL #4

LEE'S SUMMIT R-7 SCHOOL DISTRICT

1001 SE BAILEY ROAD
LEE'S SUMMIT, MO 64081

PRELIMINARY DEVELOPMENT PLAN

Issue Date
REVISIONS

13-20102-00

EXTERIOR ELEVATIONS

A5.01

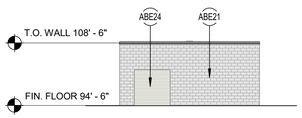

11 A5.02 ATHLETIC STORAGE SW
SCALE: 1/16" = 1'-0"



12 A5.02 ATHLETIC STORAGE NW & SE
SCALE: 1/16" = 1'-0"

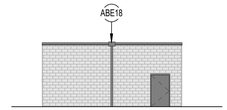

13 A5.02 ATHLETIC STORAGE NE
SCALE: 1/16" = 1'-0"

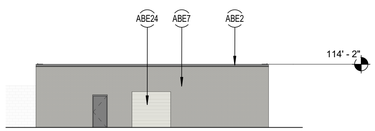

21 A5.02 ATHLETIC BUILDING WEST
SCALE: 1/16" = 1'-0"

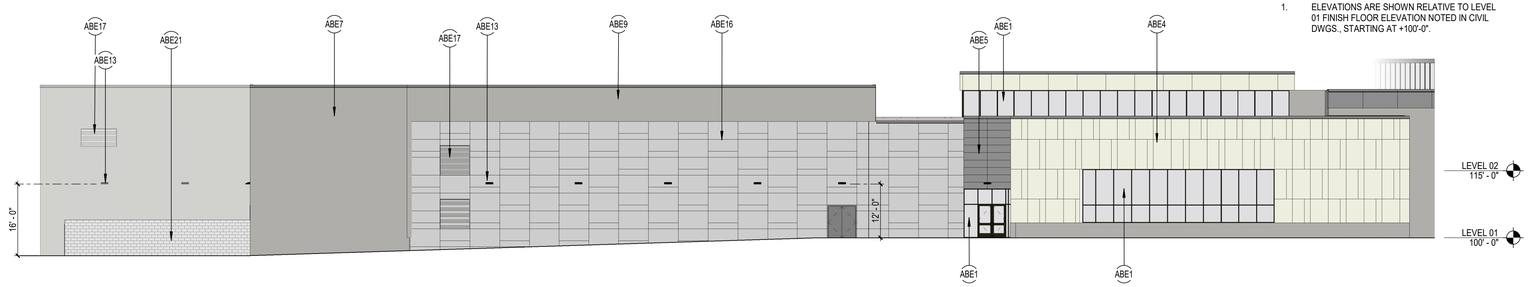

23 A5.02 EAST ELEVATION-ATHLETICS-MEDIA CENTER
SCALE: 1/16" = 1'-0"

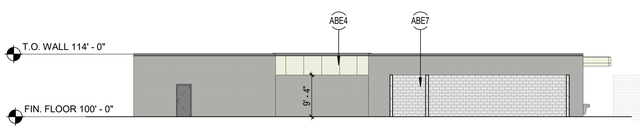

31 A5.02 ATHLETIC BUILDING SOUTH
SCALE: 1/16" = 1'-0"

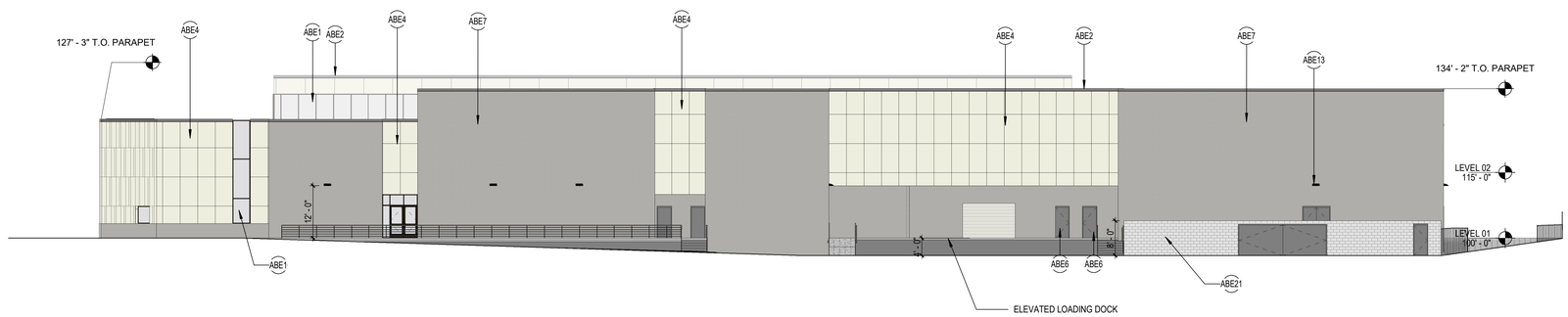

33 A5.02 SOUTH ELEVATION-ATHLETICS-LOADING DOCK
SCALE: 1/16" = 1'-0"

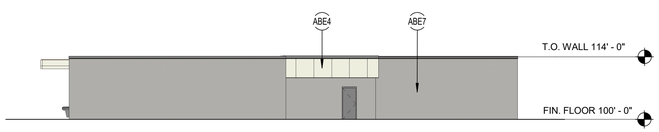

41 A5.02 ATHLETIC BUILDING NORTH
SCALE: 1/16" = 1'-0"

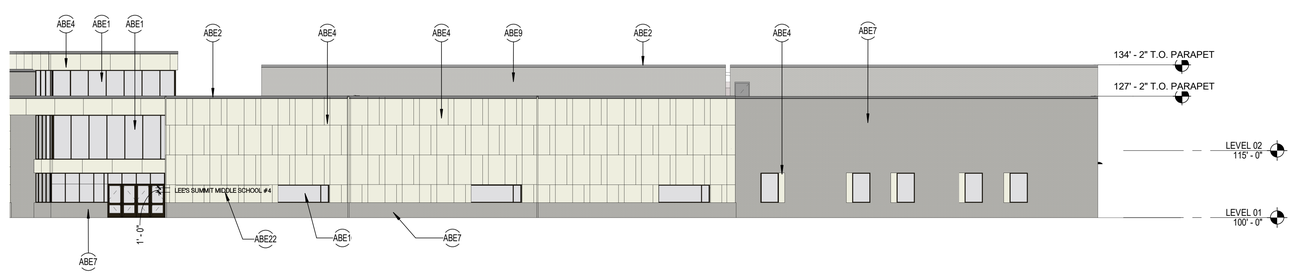

53 A5.02 WEST ELEVATION-FINE ARTS-ATHLETICS
SCALE: 1/16" = 1'-0"

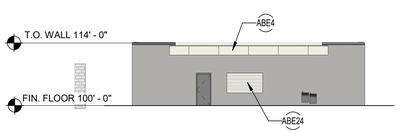

51 A5.02 ATHLETIC BUILDING EAST
SCALE: 1/16" = 1'-0"

KEYNOTE LEGEND

ABE1	ALUMINUM STOREFRONT SYSTEM (DARK BRONZE) WITH CLEAR GLAZING
ABE2	PREFINISHED METAL COPING.
ABE4	CEMENTITIOUS WALL PANEL (CP-1) AMERICAN FIBER CEMENT S-282 SATURN, OR EQ.
ABE5	CEMENTITIOUS WALL PANEL (CP-2) AMERICAN FIBER CEMENT S-030 MERCURY, OR EQ.
ABE6	HOLLOW METAL DOOR AND FRAME.
ABE7	FACE BRICK (FB-1) MODULAR, ACME MARBLE GRAY VELOUR PEP166, OR EQ.
ABE9	THIN BRICK (TB-1) OVER PRECAST. THIN BRICK TO MATCH FB-1
ABE13	BUILDING MOUNTED LIGHT FIXTURE, RE: ELEC.
ABE16	EXTERIOR PRECAST WALL PANEL (EP-1) WITH TEXTURED FINISH
ABE17	ALUMINUM WALL LOUVER, RE: MECH.
ABE18	CONDUCTOR HEAD WITH DOWNSPOUT W/ BOOT TO STORM
ABE21	GROUND FACE MASONRY BLOCK
ABE22	ALUMINUM DIMENSIONAL LETTER SIGNAGE
ABE24	OVERHEAD COILING DOOR

GENERAL NOTES

1. ELEVATIONS ARE SHOWN RELATIVE TO LEVEL 01 FINISH FLOOR ELEVATION NOTED IN CIVIL DWGS., STARTING AT +100'-0".

LEE'S SUMMIT MIDDLE SCHOOL #4

LEE'S SUMMIT R-7 SCHOOL DISTRICT

1001 SE BAILEY ROAD
LEE'S SUMMIT, MO 64081

PRELIMINARY DEVELOPMENT PLAN
Issue Date
REVISIONS

13-20102-00

EXTERIOR ELEVATIONS

A5.02

SITE PHOTOMETRIC GENERAL NOTES:

1. REFER TO E01.01 FOR SITE PHOTOMETRIC GENERAL NOTES.
2. REFER TO E01.01 FOR PHOTOMETRIC CALCULATIONS SUMMARIES

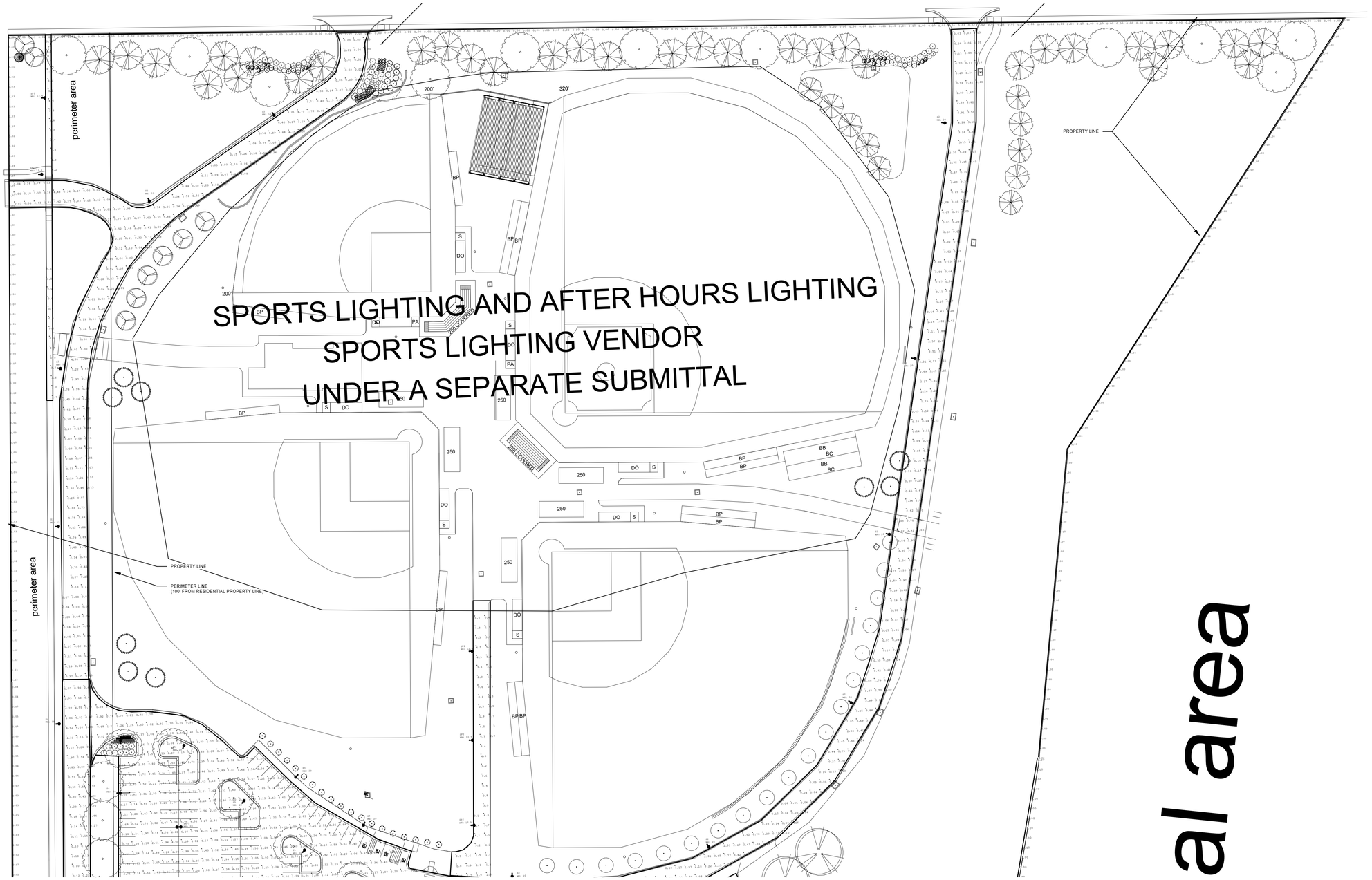

1 PHOTOMETRIC SITE PLAN - AREA 1
1" = 50'-0"

al area

THIS DOCUMENT IS RELEASED FOR THE PURPOSE OF PRELIMINARY SUBMITTAL
CURTIS A. OLDS
LICENSE # PE-2018036640

IT IS NOT TO BE USED FOR CONSTRUCTION PURPOSES

CURTIS A. OLDS
LICENSE # PE-2018036640

HENDERSON ENGINEERS
8345 LENEXA DRIVE, SUITE 300
LENEXA, KANSAS 66214
TEL 913.742.5000 FAX 913.742.5001
WWW.HENDERSONENGINEERS.COM
105000504
MO. CORPORATE NO. E-556D
EXPIRES 12/31/2020

LEE'S SUMMIT MIDDLE SCHOOL #4

LEE'S SUMMIT R-7 SCHOOL DISTRICT

Lee's Summit, MO, TBD

PDP SUBMITTAL

05/08/2020

REVISIONS

13-20102-00

SITE LIGHTING PHOTOMETRIC PLAN

E01.00

CURTIS A. OLDS

SITE PHOTOMETRIC GENERAL NOTES:

1. DISCLAIMER: THE LOCATION AND SELECTION OF THE EXISTING SITE LIGHTING FIXTURES ARE OUTSIDE OF THE SCOPE OF WORK. THE USE OF THE SEAL AND SIGNATURE ON THIS SHEET APPLIES TO SCOPE OF SERVICES ONLY.
   - A. LIGHTING PATTERN USED FOR LUMINAIRES REPRESENTS ILLUMINATION LEVELS CALCULATED FROM LABORATORY DATA TAKEN UNDER CONTROLLED CONDITIONS IN ACCORDANCE WITH ILLUMINATING ENGINEERING SOCIETY APPROVED METHODS. ACTUAL PERFORMANCE OF ANY LUMINAIRE MAY VARY DUE TO VARIATION IN VOLTAGE, TOLERANCE IN LAMPS AND OTHER VARIABLE FIELD AND EQUIPMENT CONDITIONS.
   - B. SOFTWARE USED FOR PHOTOMETRIC CALCULATIONS: AGI32 - V19.3

2. THE NEW SITE LIGHTING FOR THE NEW PARKING AREAS IS DESIGNED TO MEET THE FOLLOWING CRITERIA EXCEPT WHERE LIMITED BY SITE CONSTRAINTS AND LOCAL REQUIREMENTS:
   - A. AVG MAINTAINED HORIZONTAL ILLUMINATION LEVEL AT FINISHED GRADE NO LESS THAN 2 FC AT THE FRONT PARKING AREAS.
   - B. AVG MAINTAINED HORIZONTAL ILLUMINATION LEVEL AT FINISHED GRADE NO LESS THAN 2 FC AT THE REAR PAVED AREAS AND DRIVE AISLES.
   - C. MAX/MIN RATIO FOR EACH NEW PARKING AREA SHALL BE LESS THAN 10:1.
   - D. MAXIMUM HORIZONTAL ILLUMINATION LEVEL OF 1 FC AT FINISHED GRADE AT ALL RESIDENTIAL PROPERTY LINES.
   - E. MAXIMUM VERTICAL ILLUMINATION LEVEL OF 1 FC AT 6'-0" ABOVE FINISHED GRADE AT ALL RESIDENTIAL PROPERTY LINES.
   - F. PHOTOMETRIC CALCULATION GRID SHALL NOT EXCEED A 10' X 10' SPACING.
   - G. THE TOTAL LIGHT LOSS FACTOR USED FOR THE CALCULATIONS SHALL BE .9 OF INITIAL LUMEN OUTPUT FOR LED SOURCES AND .9 FOR EXISTING SOURCES SOURCES. UNLESS NOTED OTHERWISE.
   - H. MAXIMUM POLE MOUNTED LUMINAIRE MOUNTING HEIGHT (INCLUDING POLE AND BASE) OF 20' ABOVE FINISHED GRADE (A.F.G.) OUTSIDE PERIMETER AREA. INSIDE PERIMETER AREA MAX HEIGHT OF POLE MOUNTED LUMINAIRES IS 15' A.F.G. MAXIMUM HEIGHT OF PEDESTIAN POLE FIXTURES IS 12.5' A.F.G. MAXIMUM HEIGHT OF BUILDING MOUNTED AREA TYPE LIGHT FIXTURES IS 15' A.F.G.
   - I. MOUNTING HEIGHTS UNITS ON SITE PLANS ARE LISTED IN FEET AND ARE NOTED FOR EACH INDIVIDUAL FIXTURE. (MH: XX)

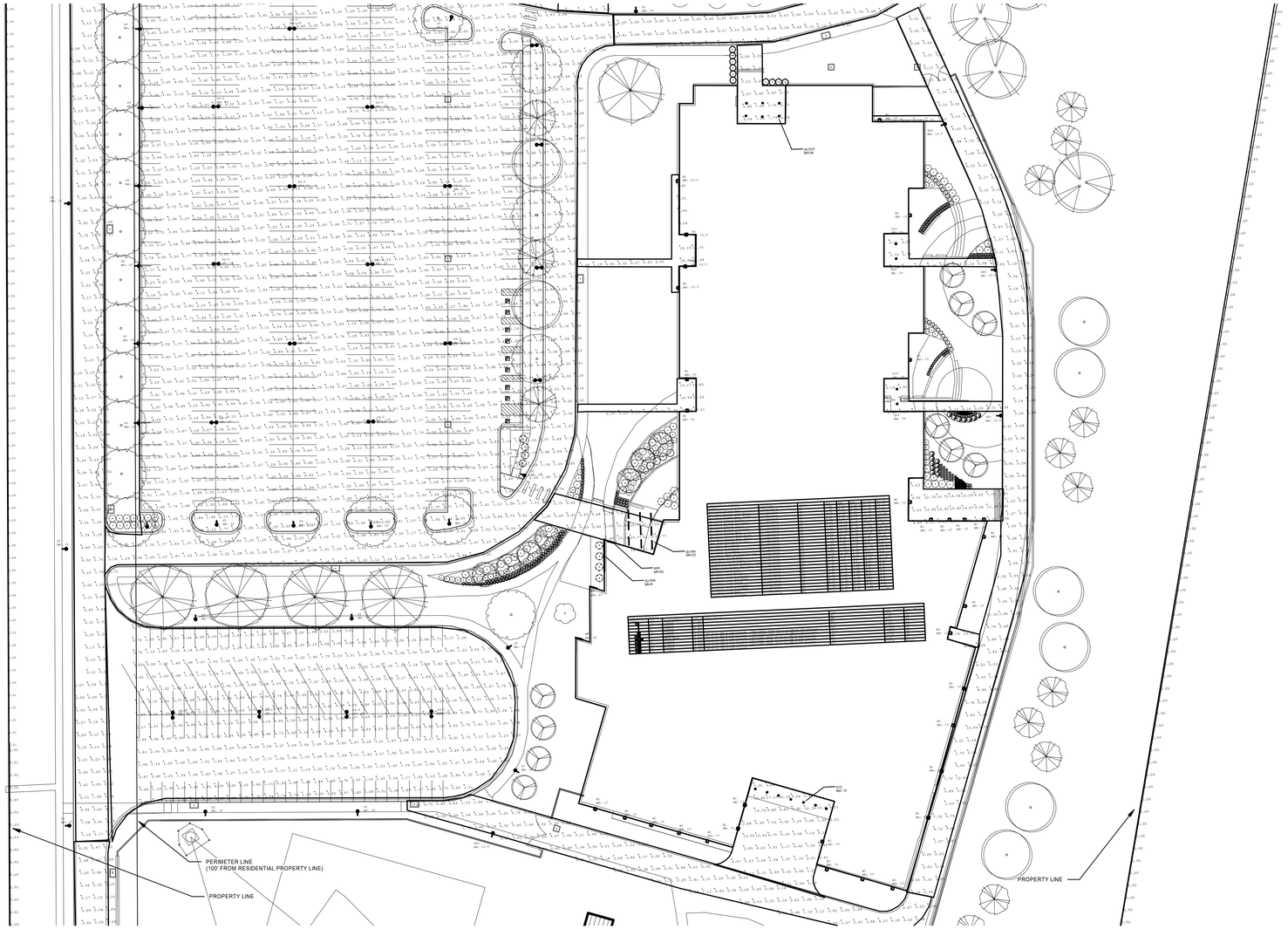

1 PHOTOMETRIC SITE PLAN - AREA 2
1" = 50'-0"

THIS DOCUMENT IS RELEASED FOR THE PURPOSE OF PRELIMINARY SUBMITTAL
CURTIS A. OLDS
LICENSE # PE-2018036640

IT IS NOT TO BE USED FOR CONSTRUCTION PURPOSES

CURTIS A. OLDS
LICENSE # PE-2018036640

HENDERSON ENGINEERS
8345 LENEXA DRIVE, SUITE 300
LENEXA, KS 66214
TEL 913.742.5000 FAX 913.742.5001
WWW.HENDERSONENGINEERS.COM
105000504
MO CORPORATE NO. E-556D
EXPIRES 12/31/2020

LEE'S SUMMIT MIDDLE SCHOOL #4

LEE'S SUMMIT R-7 SCHOOL DISTRICT

Lee's Summit, MO, TBD

PDP SUBMITTAL

05/08/2020

REVISIONS

13-20102-00

SITE LIGHTING PHOTOMETRIC PLAN

E01.01

CURTIS A. OLDS

SITE PHOTOMETRIC GENERAL NOTES:

1. REFER TO E01.01 FOR SITE PHOTOMETRIC GENERAL NOTES.
2. REFER TO E01.01 FOR PHOTOMETRIC CALCULATIONS SUMMARIES

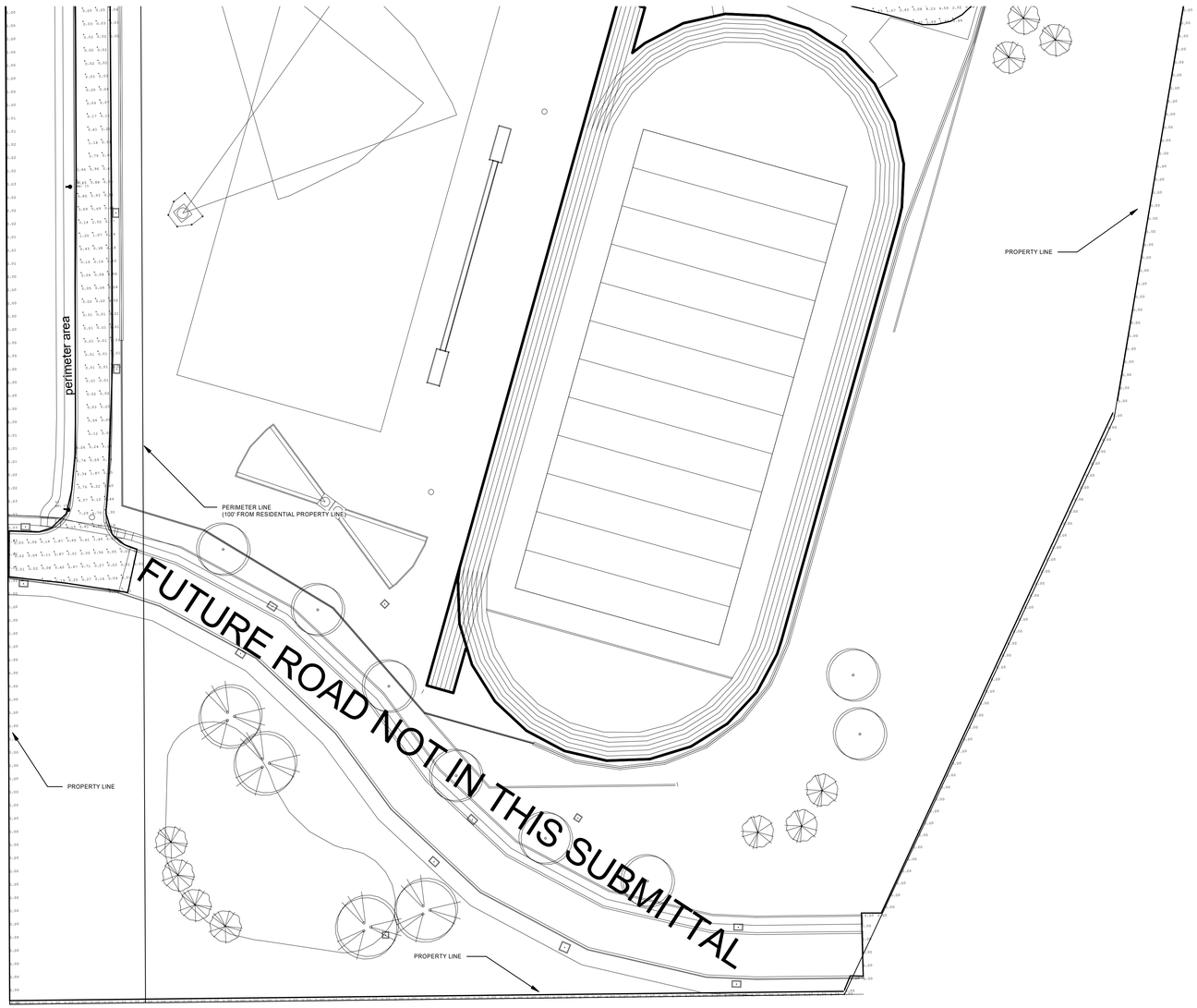

1 PHOTOMETRIC SITE PLAN - AREA 3
1" = 50'-0"

DLR Group

THIS DOCUMENT IS RELEASED FOR THE PURPOSE OF PRELIMINARY SUBMITTAL
CURTIS A. OLDS
LICENSE # PE-2018036640

IT IS NOT TO BE USED FOR CONSTRUCTION PURPOSES

CURTIS A. OLDS
LICENSE # PE-2018036640

HENDERSON
ENGINEERS
8345 ENEXA DRIVE, SUITE 300
LENEXA, KS 66214
TEL 913.742.5000 FAX 913.742.5001
WWW.HENDERSONENGINEERS.COM
195000054
MO. CORPORATE NO. E-556D
EXPIRES 12/31/2020

LEE'S SUMMIT MIDDLE SCHOOL #4

LEE'S SUMMIT R-7 SCHOOL DISTRICT

Lee's Summit, MO, TBD

PDP SUBMITTAL

05/08/2020

REVISIONS

13-20102-00

SITE LIGHTING PHOTOMETRIC PLAN

E01.02

CURTIS A. OLDS

BEGA

WW - PHOTOMETRIC SUMMARY

Photometric Filename: 44419.IES

TEST:	BE_44419
TEST LAB:	BEGA
DATE:	3/6/2017
LUMINAIRE:	44 419
LAMP:	30.4W LED

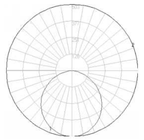

Characteristics

IES Classification	Type VS
Longitudinal Classification	Very Short
Lumens Per Lamp	N.A. (absolute)
Total Lamp Lumens	N.A. (absolute)
Luminaire Lumens	1399
Downward Total Efficiency	N.A.
Total Luminaire Efficiency	N.A.
Luminaire Efficacy Rating (LER)	39
Total Luminaire Watts	36
Ballast Factor	1.00
Upward Waste Light Ratio	N.A.
Max. Cd.	502.5 (180H, 0V)
Max. Cd. (<90 Vert.)	502.5 (180H, 0V)
Max. Cd. (At 90 Deg. Vert.)	.4 (0.0%Lum)
Max. Cd. (80 to <90 Deg. Vert.)	52.7 (3.8%Lum)
Cutoff Classification (deprecated)	N.A. (absolute)

Lum. Classification System (LCS)

LCS Zone	Lumens	%Lamp	%Lum
FL (0-30)	193.6	N.A.	13.8
FM (30-60)	360.5	N.A.	25.8
FH (60-80)	122.0	N.A.	8.7
FVH (80-90)	6.0	N.A.	0.4
BL (0-30)	195.7	N.A.	14.0
BM (30-60)	375.2	N.A.	26.8
BH (60-80)	136.7	N.A.	9.8
BVH (80-90)	8.9	N.A.	0.6
UL (90-100)	0.0	N.A.	0.0
UH (100-180)	0.0	N.A.	0.0
Total	1398.6	N.A.	100.0

BUG Rating B1-U0-G0

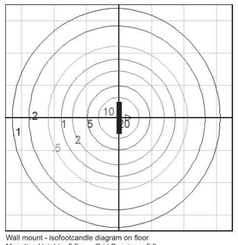

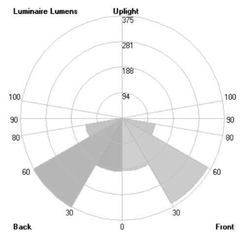

Wall mount - isofootcandle diagram on floor
Mounting Height = 5 ft. Grid Spacing = 5 ft.

In the interest of product improvement, BEGA reserves the right to make technical changes without notice.

BEGA 1000 Bega Way, Carpinteria, CA 93013 (805)684-0533 Fax (805)566-9474 www.bega-us.com © Copyright BEGA-US 2018 **8/21/2018**

LED wall luminaire - light output on one side

BEGA

Application
The LED wall mounted luminaire has light output on one side. Arranged individually or in groups, this is a great design element for a host of lighting applications. For downlight applications only.

Materials
Luminaire housing constructed of die-cast and extruded marine grade, copper free (≤0.3% copper content) A360.0 aluminum alloy
Matte safety glass
High temperature silicone gasket
Mechanically captive stainless steel fasteners

NRTL listed to North American Standards, suitable for wet locations
Protection class IP65
Weight: 26.2 lbs

Electrical

Operating voltage	120-277VAC
Minimum start temperature	-30° C
LED module wattage	30.4W
System wattage	36W
Controllability	0-10V dimmable
Color rendering index	Ra > 80
Luminaire lumens	1399 lumens (3000K)
Lifetime at Ta = 15° C	>500,000 h (L70)
Lifetime at Ta = 45° C	229,000 h (L70)

LED color temperature

☒ 4000K - Product number = **K4**
☐ 3500K - Product number = **K35**
☐ 3000K - Product number = **K3**
☐ 2700K - Product number = **K27**

BEGA can supply you with suitable LED replacement modules for up to 20 years after the purchase of LED luminaires - see website for details

Finish
All BEGA standard finishes are matte, textured polyester powder coat with minimum 3 mil thickness.
Available colors: ☐ Black (BLK) ☐ White (WHT) ☐ RAL: ☒ Bronze (BRZ) ☐ Silver (SLV) ☐ CUS:

Type: WW
BEGA Product:
Project: LSHS New Middle School
Modified:

LED wall luminaire - light output on one side

	LED	A	B	C	Required wiring box
44 419	30.4W	59⅞	4⅛	5	**19 537**

BEGA 1000 BEGA Way, Carpinteria, CA 93013 (805) 684-0533 info@bega-us.com

Due to the dynamic nature of lighting products and the associated technologies, luminaire data on this sheet is subject to change at the discretion of BEGA North America. For the most current technical data, please refer to bega-us.com
© copyright BEGA 2018 Updated 06/16/18

④ WW - Linear Wall Wash
NTS

BEGA

W4 - PHOTOMETRIC SUMMARY

Photometric Filename: 24304.ies

TEST:	BE_24304
TEST LAB:	BEGA
DATE:	4/12/2017
LUMINAIRE:	24 304
LAMP:	32W LED



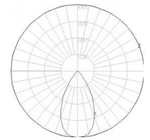

Characteristics

NEMA Type	5 H x 5 V
Maximum Candela	4904.5
Maximum Candela Angle	0 H 0 V
Horizontal Beam Angle (50%)	55.0
Vertical Beam Angle (50%)	54.9
Horizontal Field Angle (10%)	82.7
Vertical Field Angle (10%)	81.2
Lumens Per Lamp	N.A. (absolute)
Total Lamp Lumens	N.A. (absolute)
Beam Lumens	2733
Beam Efficiency	N.A.
Field Lumens	4114
Field Efficiency	N.A.
Spill Lumens	209
Luminaire Lumens	4323
Total Efficiency	N.A.
Total Luminaire Watts	36

Zonal Lumen Summary

Zone	Lumens
0-10	459.20
10-20	1196.15
20-30	1335.01
30-40	926.38
40-50	305.56
50-60	60.05
60-70	20.73
70-80	7.41
80-90	0.67
90-100	0.00
100-110	0.00
110-120	0.00
120-130	0.00
130-140	0.00
140-150	0.00
150-160	0.00
160-170	0.00
170-180	0.00

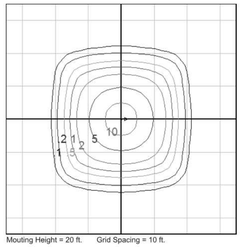

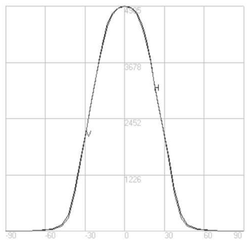

Mouting Height = 20 ft. Grid Spacing = 10 ft.

In the interest of product improvement, BEGA reserves the right to make technical changes without notice.

BEGA 1000 Bega Way, Carpinteria, CA 93013 (805)684-0533 Fax (805)566-9474 www.bega-us.com © Copyright BEGA-US 2018 **1/4/2018**

LED recessed ceiling luminaires - Vortex optics - Symmetric wide

BEGA

Application
Linear LED recessed ceiling luminaires with symmetric wide light distribution. The patent pending 'vortex reflector' rotates a parabolic reflector around the vertical axis to for a complex vortex shape. The vortex balances maximum efficiency with optimal glare control while eliminating shadows and artifacts in a uniquely rectangular shape.

Materials
Luminaire housing and trim constructed of die-cast marine grade, copper free (≤0.3% copper content) A360.0 aluminum alloy
Clear safety glass
Reflector surface made of pure anodized aluminum
Silicone applied robotically to casting, plasma treated for increased adhesion
High temperature silicone gasket
Mechanically captive stainless steel fasteners
Stainless steel screw clamps

NRTL listed to North American Standards, suitable for wet locations
Protection class IP65
Weight: 10.0 lbs

Electrical

Operating voltage	120-277VAC
Minimum start temperature	-20° C
LED module wattage	32.0W
System wattage	36.0W
Controllability	0-10V dimming down to 0.1%
Color rendering index	Ra > 80
Luminaire lumens	3,920 lumens (3000K)
Lifetime at Ta = 15° C	> 500,000 h (L70)
Lifetime at Ta = 45° C	87,000 h (L70)

LED color temperature

☒ 4000K - Product number = **K4**
☐ 3500K - Product number = **K35**
☐ 3000K - Product number = **K3**
☐ 2700K - Product number = **K27**

BEGA can supply you with suitable LED replacement modules for up to 20 years after the purchase of LED luminaires - see website for details

Finish
All BEGA standard finishes are matte, textured polyester powder coat with minimum 3 mil thickness.
Available colors: ☐ Black (BLK) ☐ White (WHT) ☐ RAL: ☒ Bronze (BRZ) ☐ Silver (SLV) ☐ CUS:

Type: W4
BEGA Product:
Project: LSHS New Middle School
Modified:

Recessed ceiling luminaires - Vortex optic - Symmetric wide

	LED	β	A	B	C
24 304	32.0W	52°	41	3	3½

β = Beam angle

BEGA 1000 BEGA Way, Carpinteria, CA 93013 (805) 684-0533 info@bega-us.com

Due to the dynamic nature of lighting products and the associated technologies, luminaire data on this sheet is subject to change at the discretion of BEGA North America. For the most current technical data, please refer to bega-us.com
© copyright BEGA 2018 Updated 06/16/18

③ W4 - Linear Recessed
NTS

BEGA

W1 - PHOTOMETRIC SUMMARY

Photometric Filename: 24816.ies

TEST:	BE_24816
TEST LAB:	BEGA
DATE:	11/30/2016
LUMINAIRE:	24 816
LAMP:	55.3W LED

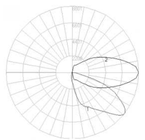

Characteristics

IES Classification	Type III
Longitudinal Classification	Very Short
Lumens Per Lamp	N.A. (absolute)
Total Lamp Lumens	N.A. (absolute)
Luminaire Lumens	6672
Downward Total Efficiency	N.A.
Total Luminaire Efficiency	N.A.
Luminaire Efficacy Rating (LER)	109
Total Luminaire Watts	61
Ballast Factor	1.00
Upward Waste Light Ratio	N.A.
Max. Cd.	8801 (0H, 52.5V)
Max. Cd. (<90 Vert.)	8801 (0H, 52.5V)
Max. Cd. (At 90 Deg. Vert.)	2.4 (0.0%Lum)
Max. Cd. (80 to <90 Deg. Vert.)	551.2 (8.3%Lum)
Cutoff Classification (deprecated)	N.A. (absolute)

Lum. Classification System (LCS)

LCS Zone	Lumens	%Lamp	%Lum
FL (0-30)	1181.6	N.A.	17.7
FM (30-60)	3467.0	N.A.	52.0
FH (60-80)	1690.9	N.A.	25.3
FVH (80-90)	39.4	N.A.	0.6
BL (0-30)	203.0	N.A.	3.0
BM (30-60)	72.8	N.A.	1.1
BH (60-80)	14.8	N.A.	0.2
BVH (80-90)	2.4	N.A.	0.0
UL (90-100)	0.0	N.A.	0.0
UH (100-180)	0.0	N.A.	0.0
Total	6672.0	N.A.	100.0

BUG Rating B1-U0-G1

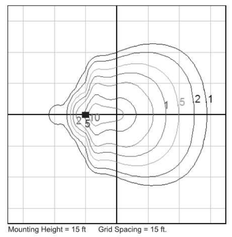

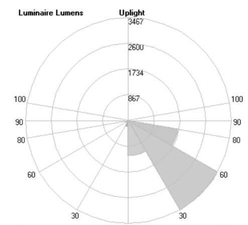

Mounting Height = 15 ft. Grid Spacing = 15 ft.

In the interest of product improvement, BEGA reserves the right to make technical changes without notice.

BEGA 1000 Bega Way, Carpinteria, CA 93013 (805)684-0533 Fax (805)566-9474 www.bega-us.com © Copyright BEGA-US 2018 **2/7/2018**

LED wall luminaire - surface washer

BEGA

Application
LED wall luminaire with asymmetrical light distribution designed for illuminating horizontal surfaces from vertical mounting surfaces.

Materials
Luminaire housing and faceplate constructed of die-cast marine grade, copper free (≤0.3% copper content) A360.0 aluminum alloy
Clear safety glass
Reflector made of pure anodized aluminum
Silicone applied robotically to casting, plasma treated for increased adhesion
High temperature silicone gasket
Mechanically captive stainless steel fasteners

NRTL listed to North American Standards, suitable for wet locations
Protection class IP65
Weight: 11.5 lbs

Electrical

Operating voltage	120-277VAC
Minimum start temperature	-30° C
LED module wattage	55.3W
System wattage	61.0W
Controllability	0-10V dimmable
Color rendering index	Ra > 80
Luminaire lumens	6,674 lumens (4000K)
Lifetime at Ta = 15° C	232,000 h (L70)
Lifetime at Ta = 35° C	73,000 h (L70)

LED color temperature

☒ 4000K - Product number = **K4**
☐ 3500K - Product number = **K35**
☐ 3000K - Product number = **K3**
☐ 2700K - Product number = **K27**

BEGA can supply you with suitable LED replacement modules for up to 20 years after the purchase of LED luminaires - see website for details

Finish
All BEGA standard finishes are matte, textured polyester powder coat with minimum 3 mil thickness.
Available colors: ☐ Black (BLK) ☐ White (WHT) ☐ RAL: ☒ Bronze (BRZ) ☐ Silver (SLV) ☐ CUS:

Type: W1
BEGA Product:
Project: LSHS New Middle School
Modified:

LED wall luminaire - surface washer

	LED	A	B	C
24 816	55.3W	8⅞	4	19⅞

BEGA 1000 BEGA Way, Carpinteria, CA 93013 (805) 684-0533 info@bega-us.com

Due to the dynamic nature of lighting products and the associated technologies, luminaire data on this sheet is subject to change at the discretion of BEGA North America. For the most current technical data, please refer to bega-us.com
© copyright BEGA 2018 Updated 02/06/18

② W1 - Wall Sconce
NTS

BEGA

D12 - PHOTOMETRIC SUMMARY

Photometric Filename: 24806.IES

TEST:	LI_24806
TEST LAB:	BEGA
DATE:	3/14/2016
LUMINAIRE:	24 806
LAMP:	17.8W LED

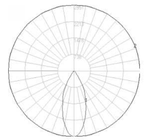

Characteristics

Lumens Per Lamp	N.A. (absolute)
Total Lamp Lumens	N.A. (absolute)
Luminaire Lumens	1706
Total Luminaire Efficiency	N.A.
Luminaire Efficacy Rating (LER)	78
Total Luminaire Watts	22
Ballast Factor	1.00
CIE Type	Direct
Spacing Criterion (0-180)	0.66
Spacing Criterion (90-270)	0.66
Spacing Criterion (Diagonal)	0.76
Basic Luminous Shape	Rectangular
Luminous Length (0-180)	0.36 ft
Luminous Width (90-270)	0.36 ft
Luminous Height	0.00 ft

Zonal Lumen Summary

Zone	Lumens
0-10	256.02
10-20	546.17
20-30	535.46
30-40	287.10
40-50	51.70
50-60	16.97
60-70	8.17
70-80	3.78
80-90	0.54
90-100	0.00
100-110	0.00
110-120	0.00
120-130	0.00
130-140	0.00
140-150	0.00
150-160	0.00
160-170	0.00
170-180	0.00

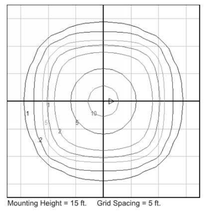

Mounting Height = 5 ft. Grid Spacing = 5 ft.

In the interest of product improvement, BEGA reserves the right to make technical changes without notice.

BEGA 1000 Bega Way, Carpinteria, CA 93013 (805)684-0533 Fax (805)566-9474 www.bega-us.com © Copyright BEGA-US 2017 **1/12/2017**

LED recessed ceiling downlight - vortex reflector - wide beam

BEGA

Application
LED recessed ceiling luminaire with symmetric wide beam light distribution. The patent pending 'vortex reflector' rotates a parabolic reflector around the vertical axis to form a complex vortex shape. This vortex balances maximum efficiency with optimal glare control while eliminating shadows and artifacts in a uniquely sharp square distribution.

Materials
Luminaire housing and faceplate constructed of die-cast marine grade, copper free (≤ 0.3% copper content) A360.0 aluminum alloy
Clear safety glass
Reflector surface made of pure anodized aluminum
Silicone applied robotically to casting, plasma treated for increased adhesion
High temperature silicone gasket
Mechanically captive stainless steel fasteners
Stainless steel screw clamps
Galvanized steel rough in ceiling pan with through wiring box

NRTL listed to North American Standards, suitable for wet locations
Protection class IP65
Weight: 1.8 lbs

Electrical

Operating voltage	120-277VAC
Minimum start temperature	-20° C
LED module wattage	17.8W
System wattage	22W
Controllability	0-10V dimmable
Color rendering index	Ra > 85
Luminaire lumens	1706 lumens (3000K)
Lifetime at Ta = 15° C	172,000 h (L70)
Lifetime at Ta = 30° C	73,000 h (L70)

LED color temperature

☒ 4000K - Product number = **K4**
☐ 3500K - Product number = **K35**
☐ 3000K - Product number = **K3**
☐ 2700K - Product number = **K27**

BEGA can supply you with suitable LED replacement modules for up to 20 years after the purchase of LED luminaires - see website for details

Finish
All BEGA standard finishes are matte, textured polyester powder coat with minimum 3 mil thickness.
Available colors: ☐ Black (BLK) ☐ White (WHT) ☐ RAL: ☒ Bronze (BRZ) ☐ Silver (SLV) ☐ CUS:

Type: D12
BEGA Product:
Project: LSHS New Middle School
Modified:

LED recessed ceiling downlight - vortex reflector - symmetric wide beam

	LED	β	A	B	C
24 806	17.8W	41°	6⅞	4⅞	20⅞

β = Beam angle

BEGA 1000 BEGA Way, Carpinteria, CA 93013 (805) 684-0533 info@bega-us.com

Due to the dynamic nature of lighting products and the associated technologies, luminaire data on this sheet is subject to change at the discretion of BEGA North America. For the most current technical data, please refer to bega-us.com
© copyright BEGA 2018 Updated 07/11/18

① D12 - Square Downlight
NTS

THIS DOCUMENT IS RELEASED FOR THE PURPOSE OF PRELIMINARY SUBMITTAL
CURTIS A. OLDS
LICENSE # PE-2018036640

IT IS NOT TO BE USED FOR CONSTRUCTION PURPOSES

CURTIS A. OLDS
LICENSE # PE-2018036640

HENDERSON ENGINEERS
8345 ENEXA DRIVE, SUITE 300
LENEXA, KANSAS 66214
TEL 913.742.5000 FAX 913.742.5001
WWW.HENDERSONENGINEERS.COM
105/00/0/0/54
MO CORPORATE NO. E-556D
EXPIRES 12/31/2020

LEE'S SUMMIT MIDDLE SCHOOL #4

LEE'S SUMMIT R-7 SCHOOL DISTRICT

Lee's Summit, MO, TBD

PDP SUBMITTAL

05/08/2020

REVISIONS

13-20102-00

SITE LIGHTING FIXTURE CUTSHEETS

E01.03

CURTIS A. OLDS

TYPE S* POLE LIGHTS - 15' HEIGHT LEE'S SUMMIT PERIMETER ZONE, 20' HEIGHT OUTSIDE OF PERMETER ZONE

OSQ Series

OSQ™ LED Area/Flood Luminaire featuring Cree TrueWhite® Technology – Medium

Rev. Date: V25 03/31/2020

Product Description

The OSQ™ Area/Flood luminaire blends extreme optical control, advanced thermal management and modern, clean aesthetics. Built to last, the housing is rugged cast aluminum with an integral, weathertight LED driver compartment. Versatile mounting configurations offer simple installation. Its slim, low-profile design minimizes wind load requirements and blends seamlessly into the site providing even, quality illumination. The 'B' Input power designator is a suitable upgrade for HID applications up to 250 Watt, and the 'K' Input power designator is a suitable upgrade for HID applications up to 400 Watt.
Applications: Parking lots, walkways, campuses, car dealerships, office complexes, tunnels, underpasses, and internal roadways

Performance Summary

Utilizes Cree TrueWhite® Technology on 5000K Luminaires

NanoOptic® Precision Delivery Grid™ optic

Assembled in the U.S.A. of U.S. and imported parts

Initial Delivered Lumens: Up to 17,291

Efficacy: Up to 136 LPW

CRI: Minimum 70 CRI (3000K, 4000K & 5700K); 90 CRI (5000K)

CCT: 3000K, 4000K, 5000K, 5700K

Limited Warranty[1]: 10 years on luminaire; 10 years on Colorfast DeltaGuard® finish; up to 5 years for Synapse® accessories; 1 year on luminaire accessories

[1] See lrdg.com/terms-conditions.php for warranty terms. For Synapse accessories, consult Synapse spec sheets for details on warranty terms.

DA Mount

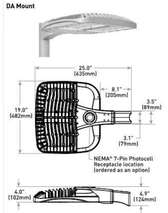

Weight
28.9 lbs. (13.1kg)

Ordering Information

Fully assembled luminaire is composed of two components that must be ordered separately:
Example: **Mount:** OSQ-B-AA5V + **Luminaire:** OSQ-A-NM-2ME-B-40K-UL-SV

Mount (Luminaire must be ordered separately)*

OSQ-		
OSQ-B-AA Adjustable Arm	**Color Options:**	**SV** Silver **BZ** Bronze
OSQ-B-TSP Top Slip Fitter		**BK** Black **WH** White
OSQ-M-TSP Trunnion Mount [stainless steel, do not specify color]		
OSQ-TM Trunnion Mount		

* Reference EPA and pole configuration guide(s) data beginning on page 3

S2 S4,S4-2(2-HEADS)

Luminaire (Mount must be o . . . . . separately)

OSG	A	NM							
Product	**Version**	**Mounting**	**Optic**	**Input Power Designator**	**CCT**	**Voltage**	**Color Options**	**Options**	
OSG	A	**NM** No Mount	**Asymmetric** 2ME* Type II Medium 3ME* Type III Medium 4ME* Type IV Medium **Symmetric** 5ME Type V Medium 5SR Type V Short W5W White Sign 1SD 15' Flood 2SD 25' Flood 4SD 40' Flood 6SD 60' Flood	B 86W K 130W Z 53W	30K 3000K, 70 CRI 40K 4000K, 70 CRI 50K 5000K, 70 CRI 57K 5700K, 70 CRI	UL Universal 120-277V SM Universal 347-480V – Available with B & K Input Power Designators only	BK Black BZ* Bronze SV Silver WH White	**PML Programmable Multi-Level, up to 60' Mounting Height** – Refer to PML spec sheet for details – Intended for downlight applications at 9' AFG **PML2 Programmable Multi-Level, 10-30' Mounting Height** – Refer to PML spec sheet for details – Intended for downlight applications at 9' AFG **01/04/05/06/GS/03/07 Field Adjustable Output** – Must select Q9, Q4, Q5, Q6, Q3, Q2, or Q1 – Offers full range adjustability – Refer to pages 11-12 for power and lumen values – Available with B & K Input Power Designators only – Not available with PML or PML2 options	R **NEMA® 7-Pin Photocell Receptacle** – 7-pin receptacle per ANSI C136.41 – Intended for downlight applications with maximum 45' DD – Factory connected 0-10V dim leads – 18" (457mm) seven-conductor cord exits luminaire – Requires photocell or shorting cap by others RL **Rotate Left** – LED and optic are rotated to the left – Refer to RR/RL configuration diagram on page 13 for optic directionality RR **Rotate Right** – LED and optic are rotated to the right – Refer to RR/RL configuration diagram on page 13 for optic directionality

S3

S5

* Available with Backlight Shield when ordered with field installed accessory (see table above)

US: creelighting.com (800) 236-4800
Canada: creelighting-canada.com (800) 473-1234

CREE LIGHTING

OSQ™ LED Area/Flood Luminaire featuring Cree TrueWhite® Technology – Medium

Product Specifications

CREE TRUEWHITE® TECHNOLOGY
A revolutionary way to generate high-quality white light, Cree TrueWhite® Technology is a patented approach that delivers an exclusive combination of 90+ CRI, beautiful light characteristics and lifelong color consistency, all while maintaining high luminous efficacy – a true no compromise solution.

CONSTRUCTION & MATERIALS
- Slim, low profile design minimizes wind load requirements
- Luminaire housing is rugged die cast aluminum with an integral, weathertight LED driver compartment and high-performance heat sink
- Convenient interlocking mounting method on direct arm mount. Mounting adaptor is rugged die cast aluminum and mounts to 3" (76mm) or larger square or round pole, secured by two 5/16-18 UNC bolts spaced on 2" (51mm) centers
- Mounting for the adjustable arm mount adaptor is rugged die cast aluminum and mounts to 2" (51mm) IP, 2.375" (60mm) O.D. tenon
- Adjustable arm mount can be adjusted 180° in 2.5° increments
- Transportation mount is constructed of 316 stainless steel and mounts to surface with (4) 3/8" fasteners by others
- Trunnion mount is constructed of A500 and A1011 steel and is adjustable from 0-180° in 15° degree increments. Trunnion mount secures to surface with (11) 3/4" bolt or (2) 1/2" or 3/8" bolts
- Includes 18" (360mm) 18/5 or 14/5 cord exiting the luminaire. When ordered with R option, 18" (360mm) 18/7 or 16/7 cord is provided
- Designed for uplight and downlight applications
- Exclusive Colorfast DeltaGuard® finish features an E-Coat epoxy primer with an ultra-durable powder topcoat, providing excellent resistance to corrosion, ultraviolet degradation and abrasion. Silver, bronze, black, and white are available
- **Weight:** OSQ-DA: 28.9 lbs. (13.1kg), OSQ-B-AA: 28.4 lbs. (12.9kg), OSQ-M-TSP: 42 lbs. (19.1kg), OSQ-TM: 32.6 lbs. (14.8kg)

ELECTRICAL SYSTEM
- **Input Voltage:** 120-277V or 347-480V, 50/60Hz, Class 1 drivers
- **Power Factor:** > 0.9 at full load
- **Total Harmonic Distortion:** < 20% at full load
- Integral 10kV surge suppression protection standard
- When code dictates fusing, a slow blow fuse or type C/D breaker should be used to address inrush current
- Consult factory if in-luminaire fusing is required
- Designed with 0-10V dimming capabilities. Controls by others
- Refer to Dimming spec sheet for details
- **Maximum 10V Source Current:** 1.0mA

REGULATORY & VOLUNTARY QUALIFICATIONS
- cULus Listed
- Suitable for wet locations
- Enclosure rated IP66 per IEC 60529 when ordered without R option
- Consult factory for CE Certified products
- Certified to ANSI C136.31-2001, 3G bridge and overpass vibration standards with AA, DA, TM, and TSP mounts
- ANSI C136.2 10kV surge protection, tested in accordance with IEEE/ANSI C62.41.2
- Meets FCC Part 15, Subpart B, Class A limits for conducted and radiated emissions
- Luminaire and finish endurance tested to withstand 5,000 hours of elevated ambient salt fog conditions as defined in ASTM Standard B 117
- Meets Buy American requirements within ARRA
- DLC and DLC Premium qualified versions available with 70 CRI. Some exceptions apply. Please refer to https://www.designlights.org/search/ for most current information
- RoHS compliant. Consult factory for additional details
- Dark Sky Friendly, IDA Approved when ordered with 30K CCT and direct or transportation mounts only. Please refer to https://www.darksky.org/our-work/lighting/lighting-for-industry/faq/faq-products/ for most current information

CA RESIDENTS WARNING: Cancer and Reproductive Harm – www.p65warnings.ca.gov

US: creelighting.com (800) 236-4800
Canada: creelighting-canada.com (800) 473-1234

CREE LIGHTING

OSQ™ LED Area/Flood Luminaire featuring Cree TrueWhite® Technology – Medium

Product Specifications

CREE TRUEWHITE® TECHNOLOGY
A revolutionary way to generate high-quality white light, Cree TrueWhite® Technology is a patented approach that delivers an exclusive combination of 90+ CRI, beautiful light characteristics and lifelong color consistency, all while maintaining high luminous efficacy – a true no compromise solution.

CONSTRUCTION & MATERIALS
- Slim, low profile design minimizes wind load requirements
- Luminaire housing is rugged die cast aluminum with an integral, weathertight LED driver compartment and high-performance heat sink
- Convenient interlocking mounting method on direct arm mount. Mounting adaptor is rugged die cast aluminum and mounts to 3" (76mm) or larger square or round pole, secured by two 5/16-18 UNC bolts spaced on 2" (51mm) centers
- Mounting for the adjustable arm mount adaptor is rugged die cast aluminum and mounts to 2" (51mm) IP, 2.375" (60mm) O.D. tenon
- Adjustable arm mount can be adjusted 180° in 2.5° increments
- Transportation mount is constructed of 316 stainless steel and mounts to surface with (4) 3/8" fasteners by others
- Trunnion mount is constructed of A500 and A1011 steel and is adjustable from 0-180° in 15° degree increments. Trunnion mount secures to surface with (11) 3/4" bolt or (2) 1/2" or 3/8" bolts
- Includes 18" (360mm) 18/5 or 14/5 cord exiting the luminaire. When ordered with R option, 18" (360mm) 18/7 or 16/7 cord is provided
- Designed for uplight and downlight applications
- Exclusive Colorfast DeltaGuard® finish features an E-Coat epoxy primer with an ultra-durable powder topcoat, providing excellent resistance to corrosion, ultraviolet degradation and abrasion. Silver, bronze, black, and white are available
- Weight: OSQ-DA: 28.9 lbs. (13.1kg), OSQ-B-AA: 28.4 lbs. (12.9kg), OSQ-M-TSP: 42 lbs. (19.1kg), OSQ-TM: 32.6 lbs. (14.8kg)

ELECTRICAL SYSTEM
- Input Voltage: 120-277V or 347-480V, 50/60Hz, Class 1 drivers
- Power Factor: > 0.9 at full load
- Total Harmonic Distortion: < 20% at full load
- Integral 10kV surge suppression protection standard
- When code dictates fusing, a slow blow fuse or type C/D breaker should be used to address inrush current
- Consult factory if in-luminaire fusing is required
- Designed with 0-10V dimming capabilities. Controls by others
- Refer to Dimming spec sheet for details
- Maximum 10V Source Current: 1.0mA

REGULATORY & VOLUNTARY QUALIFICATIONS
- cULus Listed
- Suitable for wet locations
- Enclosure rated IP66 per IEC 60529 when ordered without R option
- Consult factory for CE Certified products
- Certified to ANSI C136.31-2001, 3G bridge and overpass vibration standards with AA, DA, TM, and TSP mounts
- ANSI C136.2 10kV surge protection, tested in accordance with IEEE/ANSI C62.41.2
- Meets FCC Part 15, Subpart B, Class A limits for conducted and radiated emissions
- Luminaire and finish endurance tested to withstand 5,000 hours of elevated ambient salt fog conditions as defined in ASTM Standard B 117
- Meets Buy American requirements within ARRA
- DLC and DLC Premium qualified versions available with 70 CRI. Some exceptions apply. Please refer to https://www.designlights.org/search/ for most current information
- RoHS compliant. Consult factory for additional details
- Dark Sky Friendly, IDA Approved when ordered with 30K CCT and direct or transportation mounts only. Please refer to https://www.darksky.org/our-work/lighting/lighting-for-industry/faq/faq-products/ for most current information

CA RESIDENTS WARNING: Cancer and Reproductive Harm – www.p65warnings.ca.gov

Product Specifications

SYNAPSE® SIMPLYSNAP INTELLIGENT CONTROL
The Synapse SimplySNAP platform is a highly intuitive connected lighting solution featuring zone dimming, motion sensing, and daylight harvesting with utility-grade power monitoring and support of up to 1000 nodes per gateway. The system features a reliable and robust self-healing mesh network with a browser-based interface that runs on smartphones, tablets, and PCs. The Twist-Lock Lighting Controller (TLT-B2) and Site Controller (SSA50-002) take the OSQ Series to a new performance plateau, providing extreme energy productivity, code compliance and a better light experience.

Electrical Data*

Input Power Designator	System Watts 120-480V	Total Current (A) 120V	208V	240V	277V	347V	480V
B	86	0.73	0.43	0.37	0.32	0.25	0.19
K	130	1.09	0.65	0.56	0.49	0.38	0.28
Z	53**	0.46	0.26	0.22	0.19	N/A	N/A

* Electrical data at 25°C (77°F). Actual wattage may differ by +/- 10% when operating between 120-277V or 347-480V± 10%
** Available with UL voltage only

OSQ Series Ambient Adjusted Lumen Maintenance[1]

Ambient	Optic	Initial LMF	25K hr Reported[2] LMF	50K hr Reported[2] LMF	75K hr Reported[2] LMF	100K hr Reported[2] LMF
5°C (41°F)	Asymmetric	1.04	1.03	1.01	0.99	0.97
	Symmetric	1.05	1.04	1.03	1.03	1.02
10°C (50°F)	Asymmetric	1.03	1.02	1.00	0.98	0.96
	Symmetric	1.04	1.03	1.02	1.01	1.00
15°C (59°F)	Asymmetric	1.02	1.01	0.99	0.97	0.95
	Symmetric	1.02	1.02	1.01	1.00	0.99
20°C (68°F)	Asymmetric	1.01	1.00	0.98	0.96	0.94
	Symmetric	1.01	1.01	1.00	0.99	0.98
25°C (77°F)	Asymmetric	1.00	0.99	0.97	0.95	0.93
	Symmetric	1.00	0.99	0.98	0.98	0.97

[1] Lumen maintenance values at 25°C (77°F) are calculated per IES TM-21 based on IES LM-80 report data for the LED package and in situ luminaire testing. Luminaire ambient temperature factors (LAMTF) have been applied to all lumen maintenance factors. Please refer to the Temperature Zone Reference Guide for outdoor average nighttime ambient conditions.
[2] In accordance with IES TM-21, Reported values represent interpolated values based on time durations that are up to to the tested duration in the IES LM-80 report for the LED.

Accessories

Field-Installed

Backlight Shield OSQ-BLSMR Front facing optics OSQ-BLSMR Related optics	**Hand-Held Remote** XA-SENSERM – HENDERSON – For successful implementation of the programmable multi-level option, a minimum of one hand-held remote is required	**Bird Spikes** OSQ-MED-BIRDSPK	**Shorting Cap** XA-XSLSHRT

Synapse Wireless Control Accessories

Twist-Lock Lighting Controller
TLT-B2
- Suitable for 120-277V (UL) voltage only
- Designed NEMA/ANSI C136.41 7-Pin Photocell Receptacle
- Not for use with PML or Q options
- Provides On/Off switching, dimming, power metering, digital sensor input, and status monitoring of luminaire
- Refer to TLT-B2 spec sheet for details

SimplySNAP Control Base Station
CBS100-400-002
- Includes On-Site Controller (SSA50-002) and 5-Button switch
- Indoor and Outdoor rated
- Refer to CBS100-400-002 spec sheet for details

Synapse Wireless Sensor
WSN-OPM
- Motion and light sensor
- Control multiple zones
- Refer to WSN-OPM spec sheet for details

SimplySNAP On-Site Controller
SSA50-002
- Verizon® LTE-enabled
- Ideal for indoor applications
- Refer to SSA50-002 spec sheet for details

Building Management System (BMS) Gateway
BMS-ONB-002
- Required for BACnet integration
- Refer to BMS-ONB-002 spec sheet for details

Outdoor Antennas
(Optional, for increased range, 8dB gain)
KIT-ANT5200W
- Kit includes antenna, 20' cable and bracket
KIT-ANT500
- Kit includes antenna, 50' cable and bracket
KIT-ANT800
- Kit includes antenna, 50' cable and bracket
- Refer to Outdoor antenna spec sheet for details

US: creelighting.com (800) 236-4800
Canada: creelighting-canada.com (800) 473-1234

CREE LIGHTING

① S2,S3,S4,S4-2,S5 - POLE LIGHTS
NTS

SP2 - Site Pedestrian Pole - 12.5' MAX

OSQ Series

OSQ™ LED Area/Flood Luminaire featuring Cree TrueWhite® Technology – Medium

Rev. Date: V25 03/31/2020

Product Description

The OSQ™ Area/Flood luminaire blends extreme optical control, advanced thermal management and modern, clean aesthetics. Built to last, the housing is rugged cast aluminum with an integral, weathertight LED driver compartment. Versatile mounting configurations offer simple installation. Its slim, low-profile design minimizes wind load requirements and blends seamlessly into the site providing even, quality illumination. The 'B' Input power designator is a suitable upgrade for HID applications up to 250 Watt, and the 'K' Input power designator is a suitable upgrade for HID applications up to 400 Watt.
Applications: Parking lots, walkways, campuses, car dealerships, office complexes, tunnels, underpasses, and internal roadways

Performance Summary

Utilizes Cree TrueWhite® Technology on 5000K Luminaires

NanoOptic® Precision Delivery Grid™ optic

Assembled in the U.S.A. of U.S. and imported parts

Initial Delivered Lumens: Up to 17,291

Efficacy: Up to 136 LPW

CRI: Minimum 70 CRI (3000K, 4000K & 5700K); 90 CRI (5000K)

CCT: 3000K, 4000K, 5000K, 5700K

Limited Warranty[1]: 10 years on luminaire; 10 years on Colorfast DeltaGuard® finish; up to 5 years for Synapse® accessories; 1 year on luminaire accessories

[1] See lrdg.com/terms-conditions.php for warranty terms. For Synapse accessories, consult Synapse spec sheets for details on warranty terms.

DA Mount

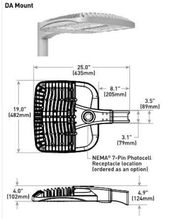

Weight
28.9 lbs. (13.1kg)

Ordering Information

Fully assembled luminaire is composed of two components that must be ordered separately:
Example: **Mount:** OSQ-B-AA5V + **Luminaire:** OSQ-A-NM-2ME-B-40K-UL-SV

Mount (Luminaire must be ordered separately)*

OSQ-		
OSQ-B-AA Adjustable Arm	**Color Options:**	**SV** Silver **BZ** Bronze
OSQ-DA Direct Arm		**BK** Black **WH** White
OSQ-M-TSP Top Slip Fitter		
OSQ-M-TM Trunnion Mount [stainless steel, do not specify color]		
OSQ-TM Trunnion Mount		

* Reference EPA and pole configuration guide(s) data beginning on page 3

SP2

Luminaire (Mount must be o . . . . . separately)

OSG	A	NM							
Product	**Version**	**Mounting**	**Optic**	**Input Power Designator**	**CCT**	**Voltage**	**Color Options**	**Options**	
OSG	A	**NM** No Mount	**Asymmetric** 2ME* Type II Medium 3ME* Type III Medium 4ME* Type IV Medium **Symmetric** 5ME Type V Medium 5SR Type V Short W5W White Sign 1SD 15' Flood 2SD 25' Flood 4SD 40' Flood 6SD 60' Flood	B 86W K 130W Z 53W	30K 3000K, 70 CRI 40K 4000K, 70 CRI 50K 5000K, 70 CRI 57K 5700K, 70 CRI	UL Universal 120-277V SM Universal 347-480V – Available with B & K Input Power Designators only	BK Black BZ* Bronze SV Silver WH White	**PML Programmable Multi-Level, up to 60' Mounting Height** – Refer to PML spec sheet for details – Intended for downlight applications at 9' AFG **PML2 Programmable Multi-Level, 10-30' Mounting Height** – Refer to PML spec sheet for details – Intended for downlight applications at 9' AFG **01/04/05/06/GS/03/07 Field Adjustable Output** – Must select Q9, Q4, Q5, Q6, Q3, Q2, or Q1 – Offers full range adjustability – Refer to pages 11-12 for power and lumen values – Available with B & K Input Power Designators only – Not available with PML or PML2 options	R **NEMA® 7-Pin Photocell Receptacle** – 7-pin receptacle per ANSI C136.41 – Intended for downlight applications with maximum 45' DD – Factory connected 0-10V dim leads – 18" (457mm) seven-conductor cord exits luminaire – Requires photocell or shorting cap by others RL **Rotate Left** – LED and optic are rotated to the left – Refer to RR/RL configuration diagram on page 13 for optic directionality RR **Rotate Right** – LED and optic are rotated to the right – Refer to RR/RL configuration diagram on page 13 for optic directionality

* Available with Backlight Shield when ordered with field installed accessory (see table above)

US: creelighting.com (800) 236-4800
Canada: creelighting-canada.com (800) 473-1234

CREE LIGHTING

OSQ™ LED Area/Flood Luminaire featuring Cree TrueWhite® Technology – Medium

Product Specifications

CREE TRUEWHITE® TECHNOLOGY
A revolutionary way to generate high-quality white light, Cree TrueWhite® Technology is a patented approach that delivers an exclusive combination of 90+ CRI, beautiful light characteristics and lifelong color consistency, all while maintaining high luminous efficacy – a true no compromise solution.

CONSTRUCTION & MATERIALS
- Slim, low profile design minimizes wind load requirements
- Luminaire housing is rugged die cast aluminum with an integral, weathertight LED driver compartment and high-performance heat sink
- Convenient interlocking mounting method on direct arm mount. Mounting adaptor is rugged die cast aluminum and mounts to 3" (76mm) or larger square or round pole, secured by two 5/16-18 UNC bolts spaced on 2" (51mm) centers
- Mounting for the adjustable arm mount adaptor is rugged die cast aluminum and mounts to 2" (51mm) IP, 2.375" (60mm) O.D. tenon
- Adjustable arm mount can be adjusted 180° in 2.5° increments
- Transportation mount is constructed of 316 stainless steel and mounts to surface with (4) 3/8" fasteners by others
- Trunnion mount is constructed of A500 and A1011 steel and is adjustable from 0-180° in 15° degree increments. Trunnion mount secures to surface with (11) 3/4" bolt or (2) 1/2" or 3/8" bolts
- Includes 18" (360mm) 18/5 or 14/5 cord exiting the luminaire. When ordered with R option, 18" (360mm) 18/7 or 16/7 cord is provided
- Designed for uplight and downlight applications
- Exclusive Colorfast DeltaGuard® finish features an E-Coat epoxy primer with an ultra-durable powder topcoat, providing excellent resistance to corrosion, ultraviolet degradation and abrasion. Silver, bronze, black, and white are available
- Weight: OSQ-DA: 28.9 lbs. (13.1kg), OSQ-B-AA: 28.4 lbs. (12.9kg), OSQ-M-TSP: 42 lbs. (19.1kg), OSQ-TM: 32.6 lbs. (14.8kg)

ELECTRICAL SYSTEM
- Input Voltage: 120-277V or 347-480V, 50/60Hz, Class 1 drivers
- Power Factor: > 0.9 at full load
- Total Harmonic Distortion: < 20% at full load
- Integral 10kV surge suppression protection standard
- When code dictates fusing, a slow blow fuse or type C/D breaker should be used to address inrush current
- Consult factory if in-luminaire fusing is required
- Designed with 0-10V dimming capabilities. Controls by others
- Refer to Dimming spec sheet for details
- Maximum 10V Source Current: 1.0mA

REGULATORY & VOLUNTARY QUALIFICATIONS
- cULus Listed
- Suitable for wet locations
- Enclosure rated IP66 per IEC 60529 when ordered without R option
- Consult factory for CE Certified products
- Certified to ANSI C136.31-2001, 3G bridge and overpass vibration standards with AA, DA, TM, and TSP mounts
- ANSI C136.2 10kV surge protection, tested in accordance with IEEE/ANSI C62.41.2
- Meets FCC Part 15, Subpart B, Class A limits for conducted and radiated emissions
- Luminaire and finish endurance tested to withstand 5,000 hours of elevated ambient salt fog conditions as defined in ASTM Standard B 117
- Meets Buy American requirements within ARRA
- DLC and DLC Premium qualified versions available with 70 CRI. Some exceptions apply. Please refer to https://www.designlights.org/search/ for most current information
- RoHS compliant. Consult factory for additional details
- Dark Sky Friendly, IDA Approved when ordered with 30K CCT and direct or transportation mounts only. Please refer to https://www.darksky.org/our-work/lighting/lighting-for-industry/faq/faq-products/ for most current information

CA RESIDENTS WARNING: Cancer and Reproductive Harm – www.p65warnings.ca.gov

US: creelighting.com (800) 236-4800
Canada: creelighting-canada.com (800) 473-1234

CREE LIGHTING

OSQ™ LED Area/Flood Luminaire featuring Cree TrueWhite® Technology – Medium

Product Specifications

CREE TRUEWHITE® TECHNOLOGY
A revolutionary way to generate high-quality white light, Cree TrueWhite® Technology is a patented approach that delivers an exclusive combination of 90+ CRI, beautiful light characteristics and lifelong color consistency, all while maintaining high luminous efficacy – a true no compromise solution.

CONSTRUCTION & MATERIALS
- Slim, low profile design minimizes wind load requirements
- Luminaire housing is rugged die cast aluminum with an integral, weathertight LED driver compartment and high-performance heat sink
- Convenient interlocking mounting method on direct arm mount. Mounting adaptor is rugged die cast aluminum and mounts to 3" (76mm) or larger square or round pole, secured by two 5/16-18 UNC bolts spaced on 2" (51mm) centers
- Mounting for the adjustable arm mount adaptor is rugged die cast aluminum and mounts to 2" (51mm) IP, 2.375" (60mm) O.D. tenon
- Adjustable arm mount can be adjusted 180° in 2.5° increments
- Transportation mount is constructed of 316 stainless steel and mounts to surface with (4) 3/8" fasteners by others
- Trunnion mount is constructed of A500 and A1011 steel and is adjustable from 0-180° in 15° degree increments. Trunnion mount secures to surface with (11) 3/4" bolt or (2) 1/2" or 3/8" bolts
- Includes 18" (360mm) 18/5 or 14/5 cord exiting the luminaire. When ordered with R option, 18" (360mm) 18/7 or 16/7 cord is provided
- Designed for uplight and downlight applications
- Exclusive Colorfast DeltaGuard® finish features an E-Coat epoxy primer with an ultra-durable powder topcoat, providing excellent resistance to corrosion, ultraviolet degradation and abrasion. Silver, bronze, black, and white are available
- Weight: OSQ-DA: 28.9 lbs. (13.1kg), OSQ-B-AA: 28.4 lbs. (12.9kg), OSQ-M-TSP: 42 lbs. (19.1kg), OSQ-TM: 32.6 lbs. (14.8kg)

ELECTRICAL SYSTEM
- Input Voltage: 120-277V or 347-480V, 50/60Hz, Class 1 drivers
- Power Factor: > 0.9 at full load
- Total Harmonic Distortion: < 20% at full load
- Integral 10kV surge suppression protection standard
- When code dictates fusing, a slow blow fuse or type C/D breaker should be used to address inrush current
- Consult factory if in-luminaire fusing is required
- Designed with 0-10V dimming capabilities. Controls by others
- Refer to Dimming spec sheet for details
- Maximum 10V Source Current: 1.0mA

REGULATORY & VOLUNTARY QUALIFICATIONS
- cULus Listed
- Suitable for wet locations
- Enclosure rated IP66 per IEC 60529 when ordered without R option
- Consult factory for CE Certified products
- Certified to ANSI C136.31-2001, 3G bridge and overpass vibration standards with AA, DA, TM, and TSP mounts
- ANSI C136.2 10kV surge protection, tested in accordance with IEEE/ANSI C62.41.2
- Meets FCC Part 15, Subpart B, Class A limits for conducted and radiated emissions
- Luminaire and finish endurance tested to withstand 5,000 hours of elevated ambient salt fog conditions as defined in ASTM Standard B 117
- Meets Buy American requirements within ARRA
- DLC and DLC Premium qualified versions available with 70 CRI. Some exceptions apply. Please refer to https://www.designlights.org/search/ for most current information
- RoHS compliant. Consult factory for additional details
- Dark Sky Friendly, IDA Approved when ordered with 30K CCT and direct or transportation mounts only. Please refer to https://www.darksky.org/our-work/lighting/lighting-for-industry/faq/faq-products/ for most current information

CA RESIDENTS WARNING: Cancer and Reproductive Harm – www.p65warnings.ca.gov

Product Specifications

SYNAPSE® SIMPLYSNAP INTELLIGENT CONTROL
The Synapse SimplySNAP platform is a highly intuitive connected lighting solution featuring zone dimming, motion sensing, and daylight harvesting with utility-grade power monitoring and support of up to 1000 nodes per gateway. The system features a reliable and robust self-healing mesh network with a browser-based interface that runs on smartphones, tablets, and PCs. The Twist-Lock Lighting Controller (TLT-B2) and Site Controller (SSA50-002) take the OSQ Series to a new performance plateau, providing extreme energy productivity, code compliance and a better light experience.

Electrical Data*

Input Power Designator	System Watts 120-480V	Total Current (A) 120V	208V	240V	277V	347V	480V
B	86	0.73	0.43	0.37	0.32	0.25	0.19
K	130	1.09	0.65	0.56	0.49	0.38	0.28
Z	53**	0.46	0.26	0.22	0.19	N/A	N/A

* Electrical data at 25°C (77°F). Actual wattage may differ by +/- 10% when operating between 120-277V or 347-480V± 10%
** Available with UL voltage only

OSQ Series Ambient Adjusted Lumen Maintenance[1]

Ambient	Optic	Initial LMF	25K hr Reported[2] LMF	50K hr Reported[2] LMF	75K hr Reported[2] LMF	100K hr Reported[2] LMF
5°C (41°F)	Asymmetric	1.04	1.03	1.01	0.99	0.97
	Symmetric	1.05	1.04	1.03	1.03	1.02
10°C (50°F)	Asymmetric	1.03	1.02	1.00	0.98	0.96
	Symmetric	1.04	1.03	1.02	1.01	1.00
15°C (59°F)	Asymmetric	1.02	1.01	0.99	0.97	0.95
	Symmetric	1.02	1.02	1.01	1.00	0.99
20°C (68°F)	Asymmetric	1.01	1.00	0.98	0.96	0.94
	Symmetric	1.01	1.01	1.00	0.99	0.98
25°C (77°F)	Asymmetric	1.00	0.99	0.97	0.95	0.93
	Symmetric	1.00	0.99	0.98	0.98	0.97

[1] Lumen maintenance values at 25°C (77°F) are calculated per IES TM-21 based on IES LM-80 report data for the LED package and in situ luminaire testing. Luminaire ambient temperature factors (LAMTF) have been applied to all lumen maintenance factors. Please refer to the Temperature Zone Reference Guide for outdoor average nighttime ambient conditions.
[2] In accordance with IES TM-21, Reported values represent interpolated values based on time durations that are up to to the tested duration in the IES LM-80 report for the LED.

Accessories

Field-Installed

Backlight Shield OSQ-BLSMR Front facing optics OSQ-BLSMR Related optics	**Hand-Held Remote** XA-SENSERM – HENDERSON – For successful implementation of the programmable multi-level option, a minimum of one hand-held remote is required	**Bird Spikes** OSQ-MED-BIRDSPK	**Shorting Cap** XA-XSLSHRT

Synapse Wireless Control Accessories

Twist-Lock Lighting Controller
TLT-B2
- Suitable for 120-277V (UL) voltage only
- Designed NEMA/ANSI C136.41 7-Pin Photocell Receptacle
- Not for use with PML or Q options
- Provides On/Off switching, dimming, power metering, digital sensor input, and status monitoring of luminaire
- Refer to TLT-B2 spec sheet for details

SimplySNAP Control Base Station
CBS100-400-002
- Includes On-Site Controller (SSA50-002) and 5-Button switch
- Indoor and Outdoor rated
- Refer to CBS100-400-002 spec sheet for details

Synapse Wireless Sensor
WSN-OPM
- Motion and light sensor
- Control multiple zones
- Refer to WSN-OPM spec sheet for details

SimplySNAP On-Site Controller
SSA50-002
- Verizon® LTE-enabled
- Ideal for indoor applications
- Refer to SSA50-002 spec sheet for details

Building Management System (BMS) Gateway
BMS-ONB-002
- Required for BACnet integration
- Refer to BMS-ONB-002 spec sheet for details

Outdoor Antennas
(Optional, for increased range, 8dB gain)
KIT-ANT5200W
- Kit includes antenna, 20' cable and bracket
KIT-ANT500
- Kit includes antenna, 50' cable and bracket
KIT-ANT800
- Kit includes antenna, 50' cable and bracket
- Refer to Outdoor antenna spec sheet for details

US: creelighting.com (800) 236-4800
Canada: creelighting-canada.com (800) 473-1234

CREE LIGHTING

② SP - PEDESTRIAN POLE LIGHTS
NTS

DLR Group
© DLR Group
@2020, DLR Group
All rights reserved, DLR Group, Inc. - Missouri corporation, AIA Firm #0000-0000
Missouri State Certificate of Authority #000939

THIS DOCUMENT IS RELEASED FOR THE PURPOSE OF PRELIMINARY SUBMITTAL
CURTIS A. OLDS
LICENSE # PE-2018036640

IT IS NOT TO BE USED FOR CONSTRUCTION PURPOSES

CURTIS A. OLDS
LICENSE # PE-2018036640

HENDERSON ENGINEERS
8345 LENEXA DRIVE, SUITE 300
LENEXA, KS 66214
TEL 913.742.5000 FAX 913.742.5001
WWW.HENDERSONENGINEERS.COM
1950000554
MO CORPORATE NO. E-556D
EXPIRES 12/31/2020

LEE'S SUMMIT MIDDLE SCHOOL #4

LEE'S SUMMIT R-7 SCHOOL DISTRICT

Lee's Summit, MO, TBD

PDP SUBMITTAL

05/08/2020

REVISIONS

13-20102-00

SITE LIGHTING FIXTURE CUTSHEETS

E01.04

CURTIS A. OLDS