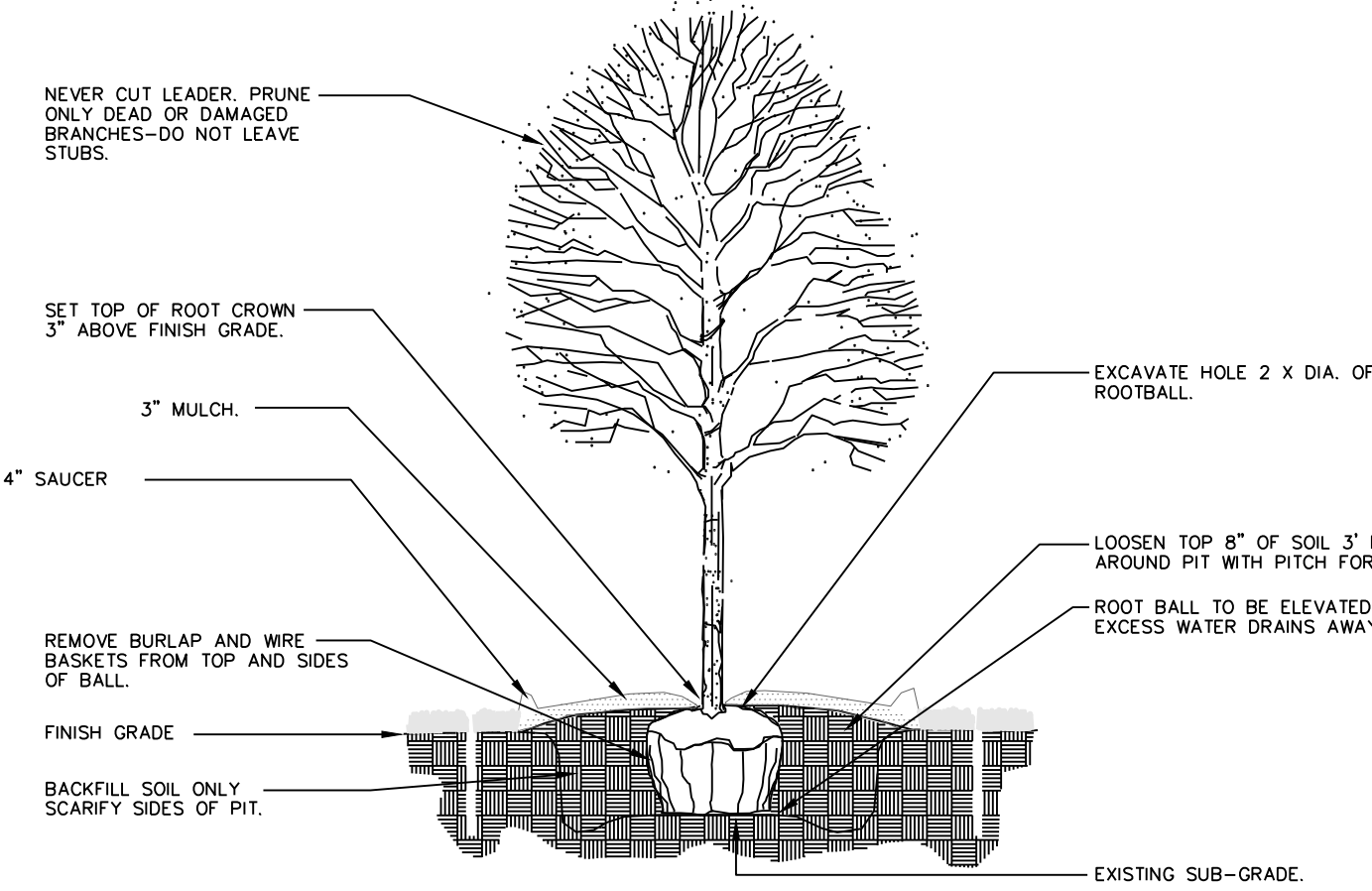


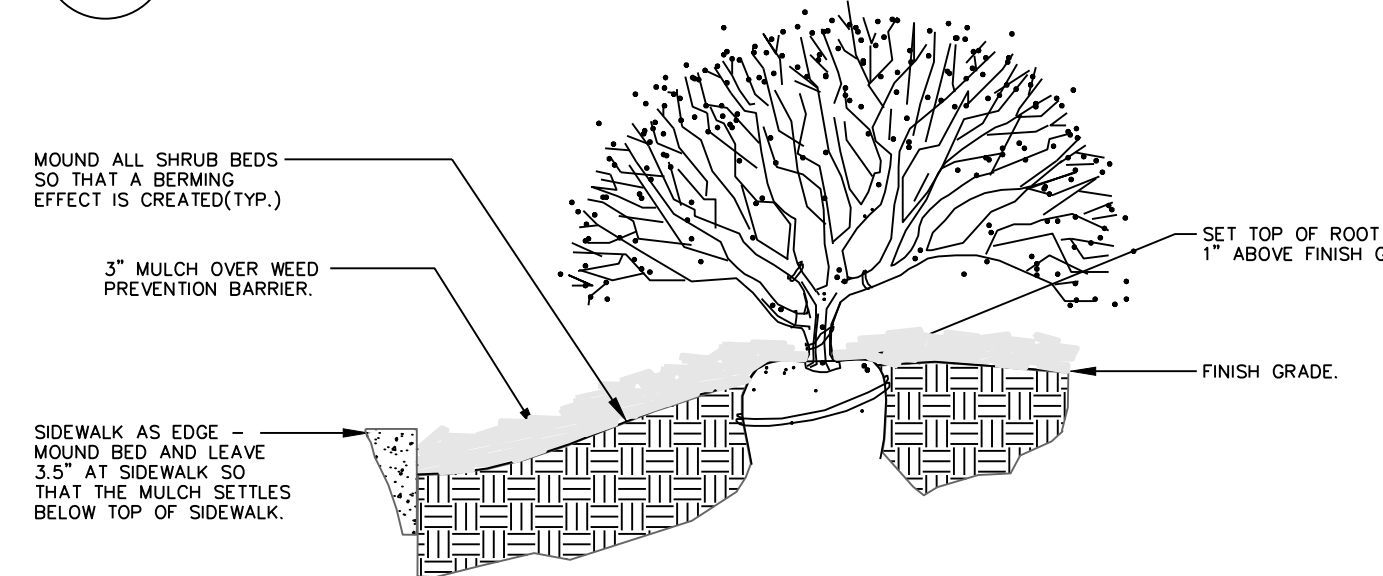
1 EVERGREEN TREE PLANTING

NTS



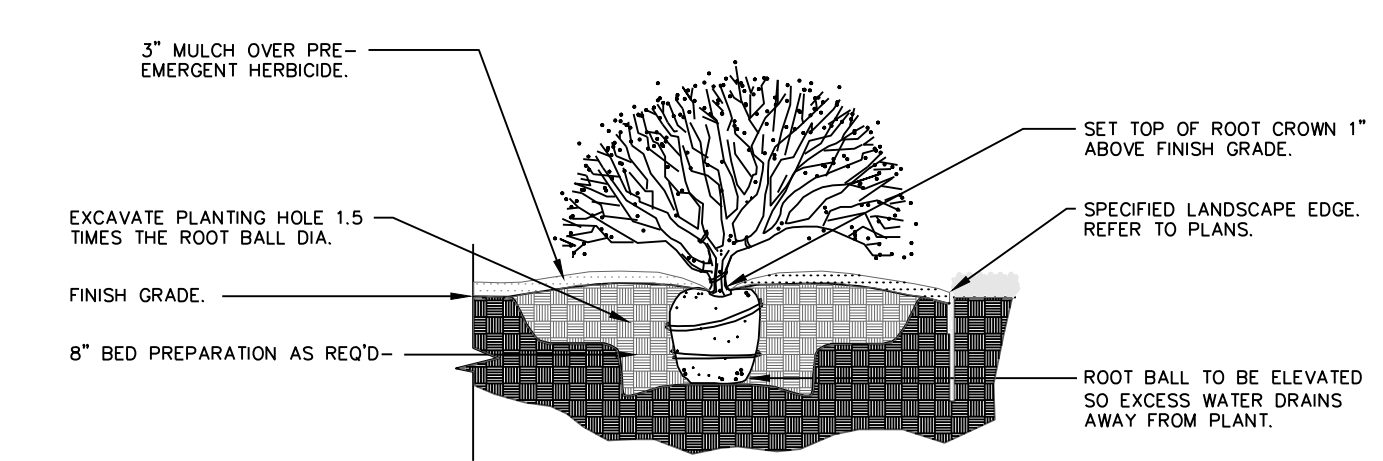
2 DECIDUOUS TREE PLANTING

NTS



3 SIDEWALK EDGE AT PLANT BED

NTS



4 SHRUB PLANTING

NTS

PLANTING SCHEDULE:
IS FOR PHASE 1 ONLY. AT FULL BUILD THE UNIFIED DEVELOPMENT ORDINANCE REQUIREMENTS SHALL BE MET.

SYMBOL	QUANT.	KEY	NAME	SIZE
	4	TA	AMERICAN BASSWOOD LINDEN TILIA AMERICANA	3.0" CAL
	6	SR	SKYROCKET JUNIPER JUNIPERUS SCOPULORUM "SKYROCKET"	8' HL
	37	BB	BURNING BUSH EUONYMUS ALATA "COMPACTUS"	2 Gallon Pot

GENERAL LANDSCAPE NOTES:
PLANT MATERIAL

- ALL PLANT MATERIAL SHALL BE FIRST CLASS REPRESENTATIVES OF SPECIFIED SPECIES, VARIETY OR CULTIVAR, IN HEALTHY CONDITION WITH NORMAL WELL DEVELOPED BRANCHES AND ROOT PATTERNS. PLANT MATERIAL MUST BE FREE OF OBJECTIONABLE FEATURES. PLANTS SHALL COMPLY IN ALL APPLICABLE RESPECTS WITH PROPER STANDARDS AS SET FORTH IN THE AMERICAN ASSOCIATION OF NURSERMEN'S "AMERICAN STANDARD OF NURSERY STOCK", ANSI Z66.1-2004.
- SHRUBS SHALL BE CONTAINER GROWN AND WILL BE FREE OF DISEASE AND PESTS. NO BARE ROOT. ALL PLANT BEDS TO BE MULCHED TO A DEPTH OF 3" WITH DARK BROWN, HARDWOOD MULCH. PLANTING BEDS ARE TO BE FREE OF WEEDS AND GRASS. TREAT BEDS WITH A PRE-EMERGENT HERBICIDE PRIOR TO PLANTING AND MULCH PLACEMENT. APPLY IN ACCORDANCE WITH STANDARD TRADE PRACTICE.
- HOLE AREA FOR TREE TO BE TWICE (2x) THE DIAMETER OF THE ROOT BALL AND ROOT BALL SHALL BE SLIGHTLY MOUNDED FOR WATER RUN-OFF.
- ALL PLANT MATERIALS SHALL BE PROTECTED FROM THE DRYING ACTION OF THE SUN AND WIND AFTER BEING DUG, WHILE BEING TRANSPORTED, AND WHILE AWAITING PLANTING. BALLS OF PLANTS WHICH CANNOT BE PLANTED IMMEDIATELY SHALL BE PROTECTED FROM DRYING ACTION BY COVERING THEM WITH MOIST MULCH. PERIODICALLY, APPLY WATER TO MULCH-COVERED BALLS TO KEEP MOIST. IF PLANTING SHOULD OCCUR DURING GROWING SEASON, APPLY ANTI-DESICCANT TO LEAVES BEFORE TRANSPORT TO REDUCE THE LIKELIHOOD OF WINDBURN. REAPPLY ANTI-DESICCANT AFTER PLANTING TO REDUCE TRANSPIRATION. REMOVE TWINE AND BURLAP FROM ROOT BALLS' SOIL ON TOP OF CONTAINERIZED OR BALLED PLANTS IS TO BE REMOVED UNTIL ALL PLANTS' ROOT FLARES ARE EXPOSED. THIS IS THE NATIVE SOIL LINE AT WHICH PLANTING DEPTHS SHOULD BE MEASURED.
- AFTER PLANTING IS COMPLETED, PRUNE MINIMALLY TO REMOVE DEAD OR INJURED TWIGS AND BRANCHES. PRUNE IN SUCH A MANNER AS NOT TO CHANGE THE NATURAL HABIT OR SHAPE OF THE PLANT. MAKE CUTS BACK TO BRANCH COLLAR, NOT FLUSH. DO NOT PAINT ANY CUTS WITH TREE PAINT. CENTRAL LEADERS SHALL NOT BE REMOVED.
- GUARANTEE TREES, SHRUBS, GROUND COVER PLANTS FOR ONE CALENDAR YEAR FOLLOWING PROVISIONAL ACCEPTANCE OF THE OVERALL PROJECT. DURING THE GUARANTEE PERIOD, PLANTS THAT DIE DUE TO NATURAL CAUSES OR THAT ARE UNHEALTHY OR UNSIGHTLY IN CONDITION, SHALL BE REPLACED BY THE CONTRACTOR.

LAWN AND TURF AREAS

- ALL LAWN AREAS TO BE SOODED OR SEED AS SHOWN ON PLANS. SOO SHALL COMPLY WITH US DEPT. OF AGRICULTURE RULES AND REGULATIONS UNDER THE FEDERAL SEED ACT AND EQUAL IN QUALITY TO STANDARDS FOR CERTIFIED SEED. SOO SHALL BE HEALTHY, THICK TURF HAVING UNDERGONE A PROGRAM OF REGULAR FERTILIZING, MOWING AND WEED CONTROL. SEED AND SOO SHALL BE A TURF-TYPE TALL FESCUE (3 WAY) BLEND. SEED BLEND SHALL CONSIST OF THE FOLLOWING:

TURF-TYPE TALL FESCUE	90%
KENTUCKY BLUEGRASS	10%
- ALL SEEDED AREAS ARE TO BE MULCHED WITH STRAW OR HYDROMULCH AT TIME OF INSTALLATION UNTIL SEED HAS ESTABLISHED.

INSTALLATION

- THE INSTALLATION OF ALL PLANT MATERIALS SHALL BE IN COMPLIANCE WITH THE REQUIREMENTS OF THE CITY OF LEE'S SUMMIT, MO, AND LANDSCAPE INDUSTRY STANDARDS.
- ALL LANDSCAPE AREAS TO BE FREE OF ALL BUILDING DEBRIS AND TRASH, BACK FILLED WITH CLEAN FILL SOIL AND TOP DRESSED WITH 4" OF TOPSOIL. TOPSOIL SHALL HAVE A PH RANGE OF 5.5 TO 7 AND A 4% ORGANIC MATERIAL MINIMUM. ASTM D5558.
- PLANT BEDS TO BE "MOUNDED". ALL PLANT MATERIAL, PLANT BEDS, MULCH AND DUG EDGE ARE TO BE INSTALLED PER LANDSCAPE PLANS, DETAILS, AND MANUFACTURER'S RECOMMENDATIONS.
- REESTABLISH FINISH GRADES TO WITHIN ALLOWABLE TOLERANCES ALLOWING 3/4" FOR SOO AND 3" FOR MULCH IN PLANT BEDS. HAND RAKE ALL AREAS TO SMOOTH EVEN SURFACES FREE OF DEBRIS, CLODS, ROCKS, AND VEGETATIVE MATTER GREATER THAN 1".
- ALL PLANT BEDS, SHRUBS AND TREES SHALL BE MULCHED WITH 3" OF DARK BROWN, HARDWOOD MULCH, EXCEPT IF NOTED AS ROCK. DARK BROWN, HARDWOOD MULCH SHALL BE INSTALLED OVER DEWITT PRO 5 WEED CONTROL FABRIC IN PLANT BEDS ONLY.
- CONTRACTOR IS RESPONSIBLE FOR INITIAL WATERING UPON INSTALLATION.
- DUG EDGES ARE TO BE DUG WHERE MULCH BEDS ARE ADJACENT TO TURF AREAS. NO EDGING IS REQUIRED ADJACENT TO PAVEMENT OR CURB.
- THE EXACT LOCATION OF ALL UTILITIES, STRUCTURES, AND UNDERGROUND UTILITIES SHALL BE DETERMINED AND VERIFIED ON SITE BY THE LANDSCAPE CONTRACTOR PRIOR TO INSTALLATION OF THE MATERIALS. DAMAGE TO EXISTING UTILITIES AND OR STRUCTURES SHALL BE REPLACED TO THEIR ORIGINAL CONDITION BY THE LANDSCAPE CONTRACTOR AT NO COST TO THE OWNER.
- LANDSCAPE CONTRACTOR IS RESPONSIBLE FOR OBTAINING NECESSARY PERMITS AND APPROVALS AND RECORD INSPECTIONS BY LEGAL AUTHORITIES.
- PROVISIONS SHALL BE MADE FOR READILY ACCESSIBLE IRRIGATION WITHIN 100' MAX. OF ALL LANDSCAPED AREAS INCLUDING ALL PLANT BEDS, INDIVIDUAL TREES, AND TURF AREAS. ALL LAWN AREAS (AS SHOWN ON PLANS) WILL BE IRRIGATED BY AN AUTOMATIC SPRINKLER SYSTEM. THE LANDSCAPE CONTRACTOR IS RESPONSIBLE FOR THE DESIGN AND INSTALLATION OF ALL IRRIGATION COMPONENTS, SLEEVING, PIPE, AND CONTROL. DESIGN DRAWINGS OF IRRIGATION SYSTEM SHALL BE SUBMITTED TO THE LANDSCAPE ARCHITECT AND OWNER FOR REVIEW AND APPROVAL PRIOR TO INSTALLATION.
- ANY SUBSTITUTIONS OR DEVIATIONS SHALL BE REQUESTED IN WRITING BY THE CONTRACTOR FOR APPROVAL BY THE LANDSCAPE ARCHITECT PRIOR TO INSTALLATION OF PLANT MATERIALS. ALL PLANTS ARE TO BE LOCATED AS SPECIFIED ON DRAWINGS.

MAINTENANCE BY OWNER

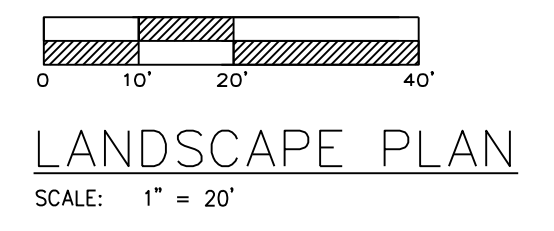
- ALL SHRUBS ARE TO BE MAINTAINED IN THEIR NATURAL SHAPE TO ALLOW EVENTUAL GROWTH INTO A HEDGE.
- MAINTAIN NATURAL HABIT OF ALL SPECIFIED PLANT MATERIAL.
- NEW SOO TO BE THOROUGHLY WATERED UNTIL ROOTS "TAKE HOLD" OF SOO BED. CONTINUE WATERING AS REQUIRED, UNTIL COMPLETELY ESTABLISHED.

IRRIGATION PERFORMANCE SPECIFICATION:

THE FOLLOWING CRITERIA SHALL BE CONSIDERED MINIMUM STANDARDS FOR DESIGN AND INSTALLATION OF LANDSCAPE IRRIGATION SYSTEM:


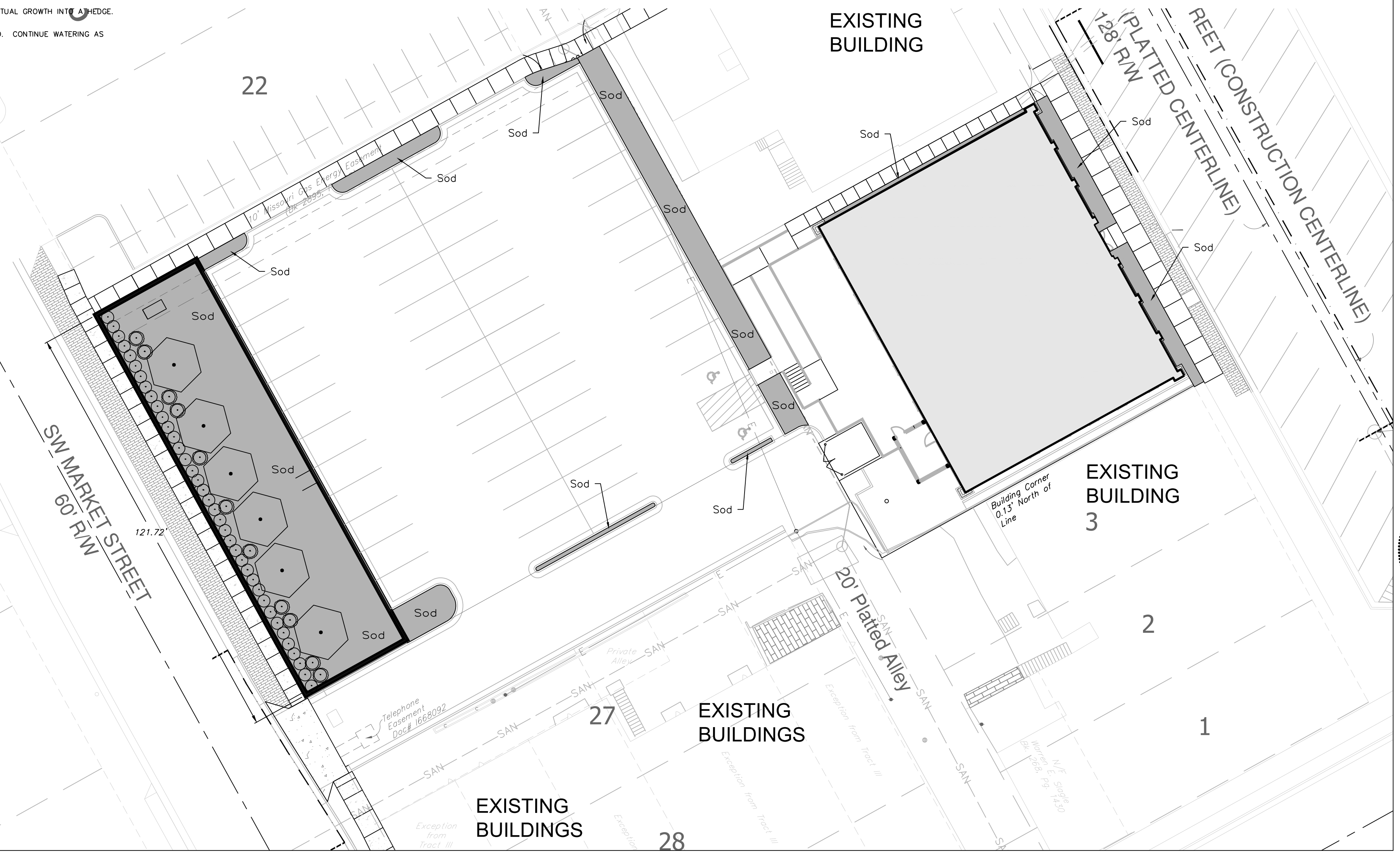
- GENERAL IRRIGATION SYSTEM TO INCLUDE DRIP IRRIGATION OF SHRUB BEDS ADJACENT TO BUILDINGS, SPRAY HEADS IN THE PARKING ISLANDS, AND ROTORS AROUND THE PERIMETER OF THE PARKING LOTS. HEADS SHALL THROW AWAY FROM BUILDING AND ACID SPRAYING OVER SIDEWALKS.
- IRRIGATION SYSTEM SHALL CONFORM TO ALL INDUSTRY STANDARDS AND ALL FEDERAL, STATE AND LOCAL LAWS GOVERNING DESIGN AND INSTALLATION.
- WATERLINE TYPW, SIZE LOCATION, PRESSURE AND FLOW SHALL BE FIELD VERIFIED PRIOR TO SYSTEM DESIGN AND INSTALLATION.
- ALL MATERIALS SHALL BE FROM NEW STOCK FREE OF DEFECTS AND CARRY A MINIMUM ONE YEAR WARRANTY FROM THE DATE OF SUBSTANTIAL COMPLETION.
- THE IRRIGATION SYSTEM SHALL BE DESIGNED AND INSTALLED IN SUCH A WAY THAT ALL SYSTEM COMPONENTS OPERATE WITHIN THE GUIDELINES ESTABLISHED BY THE MANUFACTURER.
- LAWN AREA AND SHRUB BEDS SHALL BE ON SEPARATE CIRCUITS.
- PROVIDE WATER TAP, METER SET, METER VAULT AND ALL OTHER OPERATIONS NECESSARY TO PROVIDE WATER FOR IRRIGATION SHALL CONFORM TO LOCAL WATER GOVERNING AUTHORITY GUIDELINES AND STANDARDS.
- BACKFLOW PREVENTION SHALL BE PROVIDED IN ACCORDANCE WITH STATE AND LOCAL REGULATIONS.
- IRRIGATION CONTROLLER TO BE LOCATED IN UTILITY ROOM INSIDE BUILDING, AS IDENTIFIED BY OWNER.
- IRRIGATION CONTROLLER STATIONS SHALL BE LABELED TO CORRESPOND WITH THE CIRCUIT IT CONTROLS.
- CONTRACTOR SHALL PROVIDE TO THE OWNER WRITTEN OPERATION INFORMATION FOR ALL SYSTEM COMPONENTS.
- CONTRACTOR SHALL PROVIDE TO THE OWNER ALL KEYS, ACCESS TOOLS, WRENCHES AND ADJUSTING TOOLS NECESSARY TO GAIN ACCESS, ADJUST AND CONTROL THE SYSTEM.
- CONTRACTOR SHALL PROVIDE SHOP DRAWINGS TO THE OWNER FOR REVIEW AND APPROVAL PRIOR TO INSTALLATION.
- AN AUTOMATIC RAIN SHUT-OFF OR MOISTURE DEVICE SHALL BE INSTALLED.
- INSTALL SCHEDULE 40 PVC SLEEVES UNDER ALL CURBS, PAVING AND SIDEWALKS. SLEEVES TO BE TWICE THE SIZE OF THE LINE IT HOUSES.
- INSTALL MANUAL DRAIN VALVES AT LOWEST POSSIBLE ELEVATION ON IRRIGATION MAIN TO ALLOW GRAVITY DRAINING OF MAIN DURING WINTER MONTHS. PROVIDE QUICK COUPLERS AT MULTIPLE LOCATIONS TO ALLOW FOR EASY "BLOWING OUT" OF LATERAL AND MAIN LINES.
- ZONES OR NOZZLES SHALL BE DESIGNED WITH MATCHED PRECIPITATION RATES.
- MINIMUM LATERAL DEPTH IS 15" AND MAIN DEPTH IS 18".
- SUBMIT DESIGN DRAWING WITH BID TO ALLOW OWNER TO EVALUATE SYSTEM. INCLUDE CUT SHEETS OF ALL COMPONENTS AND ZONE TABLE ILLUSTRATING FLOWS AND ANTICIPATED PRESSURE AT FURTHEST HEAD.
- AN "AS-BUILT" SCALED DRAWING SHALL BE PROVIDED TO THE OWNER BY THE CONTRACTOR AND SHALL INCLUDE UT NOT BE LIMITED TO THE FOLLOWING:
 - AS CONSTRUCTED LOCATION OF ALL COMPONENTS
 - COMPONENT NAME, MANUFACTURER, MODEL INFORMATION, SIZE AND QUANTITY
 - PIPE SIZE AND QUANTITY
 - INDICATION OF SPRINKLER HEAD SPRAY PATTERN
 - CIRCUIT IDENTIFICATION SYSTEM
 - DETAILED METHOD OF WINTERIZED SYSTEM

SUBMIT AS-BUILT DRAWING IN FULL SIZE DRAWING FORM AS WELL AS PDF ELECTRONIC FORMAT. (SCANNING FULL SIZE COPY OF PLAN IS ACCEPTABLE IF IT CAN BE PRINTED TO SCALE.)



LANDSCAPE WORKSHEET	ORDINANCE REQUIREMENT	REQUIRED FOR THIS SITE	PROPOSED LANDSCAPE
14.090.A.1 Street Frontage Trees (SW Market Street)	1 tree per 30 feet of street frontage	122 ft. of street frontage /30= 4 trees required	4 Trees Provided
14.090.A.3 Street Frontage Shrubs (SW Market Street)	1 shrub per 20 feet of street frontage	122 ft. of street frontage /20= 6 shrubs required	6 shrubs provided
14.090.B.1 Open Yard Shrubs	2 shrubs per 5000 sq. ft. of total lot area excluding building and parking	30,190 sq. ft. of total lot area minus 19,450 sq. ft. of bldg. & parking= 10,740 sq. ft. /5,000 x 2 = 5 shrubs	5 shrubs provided
14.090.B.3 Open Yard Trees	1 tree per 5000 sq. ft. of total lot area excluding building and parking	30,190 sq. ft. of total lot area minus 19,450 sq. ft. of bldg. & parking= 10,740 sq. ft. /5,000 = 2 trees	2 Trees Provided
14.110. Parking Lot Landscape	5% of entire parking area (spaces, aisles & drives); 1 island at end of every parking bay, min. 9' wide	13,602 sq. ft. of parking area x .05 = 680 sq. ft. of landscape parking lot islands required	5,146 sq. ft.
14.120 Screening of Parking Lot, Road	12 shrubs per 40 linear feet (must be 2.5 feet tall; berms may be combined with shrubs)	122 linear feet/40 x 12	37 shrubs provided

*STREET SHRUBS ARE SATISFIED WITH PARKING LOT SCREENING REQUIREMENTS.




Professional Registration
Missouri
Engineering 2005002188-D
Surveying 200500819-D
Kansas
Engineering E-1695
Surveying LS-218
Oklahoma
Engineering 6254
Nebraska
Engineering CA2821

Construction Plans for:
Reece Nichols
Lee's Summit, Jackson County, Missouri

PROJECT AND
NICHOLS, LENO
Issue Date
January 29, 2019

LANDSCAPE PLAN
Construction Plans for:
Reece Nichols
Lee's Summit, Jackson County, Missouri



Matthew J. Schlicht
MO PE 2006019708
KS PE 19071
OK PE 25226

REVISIONS

NO.	DATE	DESCRIPTION