








# 2018/2019 Outdoor Products

THE AWARD WINNING  
**TEMPEST TORCH™**  
 BY TRAVIS INDUSTRIES

Model	SKU #	Wt. Lbs				
<b>TEMPEST TORCH HEAD ASSEMBLIES - REQUIRE MOUNTING EQUIPMENT</b>						
<b>Torch, Head - Piezo Igniter</b> 20K BTUs. Includes manual igniter head assembly, tempered glass, and removable rain cap. 	<b>NG</b> 94900743  <b>LP</b> 94900753	26  26				
<b>Torch, Head - Electric Ignition</b> 20K BTUs. Includes electric igniter head assembly, tempered glass, removable rain cap, control module with 12' lead, 12" long 1/2" flex line with shutoff valve, and flare reducing coupler. 	<b>NG</b> 94900744  <b>LP</b> 94900754	34  34				
<b>Tempest 24v Torch - Electric Ignition</b> <b>COMING SOON!!</b> 20K BTUs. Includes electric igniter head assembly, tempered glass, removable rain cap, control module, shutoff valve, and flare reducing coupler. Requires 110-24v transformer. 	<b>NG</b> 94900745  <b>LP</b> 94900755	34  34	NOT AVAILABLE UNTIL 94900744 SOLD OUT  <b>NEW!!</b>			
<b>Tempest 24v Transformer</b> <b>(Required for 24v Torches)</b> Can run up to four 24v torches. Transformer can be located up to 445 ft. from single torch, or approximately 100 ft from group of four torches.	94800829	13	<b>NEW!!</b>			

## STEP #1 - CHOOSE A WAY TO MOUNT THE TEMPEST TORCH HEAD ASSEMBLY

Required	SKU #	Wt				
<b>Posts, Black</b>  <p><b>In Ground - 3"x93"</b> Includes 1/2" flex</p> <p><b>Deck - 3"x69"</b> Includes 1/2" flex</p> <p><b>Deck Mount</b> 13" diam x 5" H</p>	94800813	16				
	94800812	12				
	94800821	12				
<b>Post Cover, Square Black</b> For Deck Mount. Decorative base. 13" sq. x 6" H 	94800827	8				
<b>Pillar Mount, Black</b> 3" x 11" - Allows installation on raised pillar or pedestal. 	94800826	3	<b>NEW!!</b> Accommodates Upcoming 24 V Head			
<b>Wall Mount, Black</b> Includes 1/2" flex 	94800825	14	<b>NEW!!</b> Accommodates Upcoming 24 V Head			

