

LANDSCAPE KEYNOTES		
CODE	DESCRIPTION	DET #/SHT #
L1	PLANTING BED LIMITS	3/L2.0
L2	IRRIGATION LIMITS	-
L3	AREA TO BE SEEDED	-
L4	AREA TO BE SODDED	-
L5	AREA TO BE 4"-6" RIVER ROCK	

LANDSCAPE DATA

OVERALL SITE ACERAGE: 2.225
PARCEL ID: 62-240-99-04-00-0-00-000
ZONING.: PMIX - PLANNED MIXED USE DISTRICT
RECORDED DOCUMENTS: DEED BOOK DEED BOOK # PAGE DEED PAGE #

SITE LANDSCAPE CALCULATIONS

OVERALL SITE REQUIREMENTS:	
REQUIRED LANDSCAPE COVERAGE (15%):	.334 AC
PROVIDED LANDSCAPE COVERAGE:	
REQUIRED TREES (1 PER 5,000 SF OF LOT AREA):	20
PROVIDED TREES:	102
REQUIRED SHRUBS (1 PER 2,500 SF OF LOT AREA):	39
PROVIDED SHRUBS:	366
FRONTAGE REQUIREMENTS:	
LENGTH:	616 LF
REQUIRED FRONTAGE (STREET) TREES (1 PER 30 LF):	21
PROVIDED FRONTAGE (STREET) TREES:	22
REQUIRED FRONTAGE SHRUBS (1 PER 20 LF):	31
PROVIDED FRONTAGE SHRUBS:	93
PARKING SCREEN REQUIREMENTS:	
LENGTH:	504 LF
REQUIRED SHRUBS (12 SHRUBS / 40 LF):	152
PROVIDED SHRUBS:	174

BUFFER CALCULATIONS

BUFFER 1 - "A" BUFFER - HIGH IMPACT:	
AREA:	8,080 SF
REQUIRED SHADE TREES (1 / 500 SF):	16.16
REQUIRED ORNAMENTAL TREES (1 / 750 SF):	10.77
REQUIRED EVERGREEN TREES (1 / 300 SF):	26.93
REQUIRED SHRUBS (1 / 200 SF):	40.40
REQUIRED FENCE	
PROVIDED SHADE TREES:	23 (EXISTING)
PROVIDED ORNAMENTAL TREES:	11
PROVIDED EVERGREEN TREES:	27
PROVIDED SHRUBS:	51
PROVIDED 6' HIGH PRIVACY FENCE	

PLANT SCHEDULE

TREES	QTY	BOTANICAL / COMMON NAME	CONT	CAL	SIZE	SPREAD
AC	9	Abies concolor / White Fir	B&B	3"	8-10`	4-5`
CG	11	Cornus mas `Golden Glory` / Golden Glory Cornelian Cherry	B&B	3"	8-9`	4-5`
HM	1	Heptacodium miconioides / Seven Sons Flower	B&B	3"	6-8`	6-7`
PA	3	Platanus x acerifolia / London Plane Tree	B&B	3"	12-14`	6-8`
TE	48	Thuja occidentalis `Emerald` / Emerald Arborvitae	B&B	2"	6-7`	2-3`
TR	15	Tilia americana `Redmond` / Redmond American Linden	B&B	3"	12-14`	6-7`
TG	15	Tilia cordata `Greenspire` / Greenspire Littleleaf Linden	B&B	3"	12-14`	6-7`

SHRUBS	QTY	BOTANICAL / COMMON NAME	CONT	CAL	SIZE	SPREAD
CK	10	Calamagrostis x acutiflora `Karl Foerster` / Feather Reed Grass	#3		15-18"	15-18"
JCD	111	Juniperus communis depressa `Aurea` / Yellow Dwarf Juniper	#3		12"	21-24"
JO	77	Juniperus virginiana `Grey Owl` / Grey Owl Juniper	#5		24-27"	27-30"
PS2	11	Panicum virgatum `Shenandoah` / Switch Grass	#1		15-18"	15-18"
PLO	7	Prunus laurocerasus `Otto Luyken` / Luykens Laurel	#7		30"	36"
PS	54	Prunus laurocerasus `Schipkaensis` / Schipka Laurel	#7		30-36"	18-24"
SG	96	Spiraea x bumalda `Goldflame` / Goldflame Spirea	#3		24-30"	24-30"

GROUND COVERS	QTY	BOTANICAL / COMMON NAME	CONT	CAL	SIZE	SPREAD	SPACING
JW	22	Juniperus horizontalis `Wiltonii` / Blue Rug Juniper	#3				42" o.c.
LB	80	Liriope muscari `Big Blue` / Big Blue Lilyturf	#1				30" o.c.
RM	114	Rudbeckia missouriensis / Missouri Coneflower	#1				18" o.c.
SS	76	Schizachyrium scoparium `The Blues` / Little Bluestem	#1				24" o.c.

SEED / SOD SCHEDULE

FESCUE SOD
-

N

0 10 20 40 60
GRAPHIC SCALE

Catalyst DESIGN GROUP
5016 CENTENNIAL BLVD, SUITE 200, NASHVILLE, TN 37209
(615) 866-2410 | WWW.CATALYST-DG.COM

DIALYSIS CLINIC, INC.
1633 CHURCH STREET, STE 500
NASHVILLE, TN 37203
615.327.3061

STATE OF MISSOURI
TERRY HEINZ
2007013273
LANDSCAPE ARCHITECT
08/23/2019

CONSTRUCTION DRAWINGS
DCI - LEE'S SUMMIT
2001 NW SHAMROCK AVENUE
LEE'S SUMMIT, MISSOURI, 64081
JACKSON COUNTY

NO.	DATE	DESCRIPTION

DRAWING TITLE
LANDSCAPE PLAN

PROJECT NUMBER
20180111

DRAWING NUMBER
L1.0

P:\2018\20180111\dwg\Construction\20180111_L1-0_LAN.dwg-L1.0 LANDSCAPE PLAN Aug 23, 2019 ehill

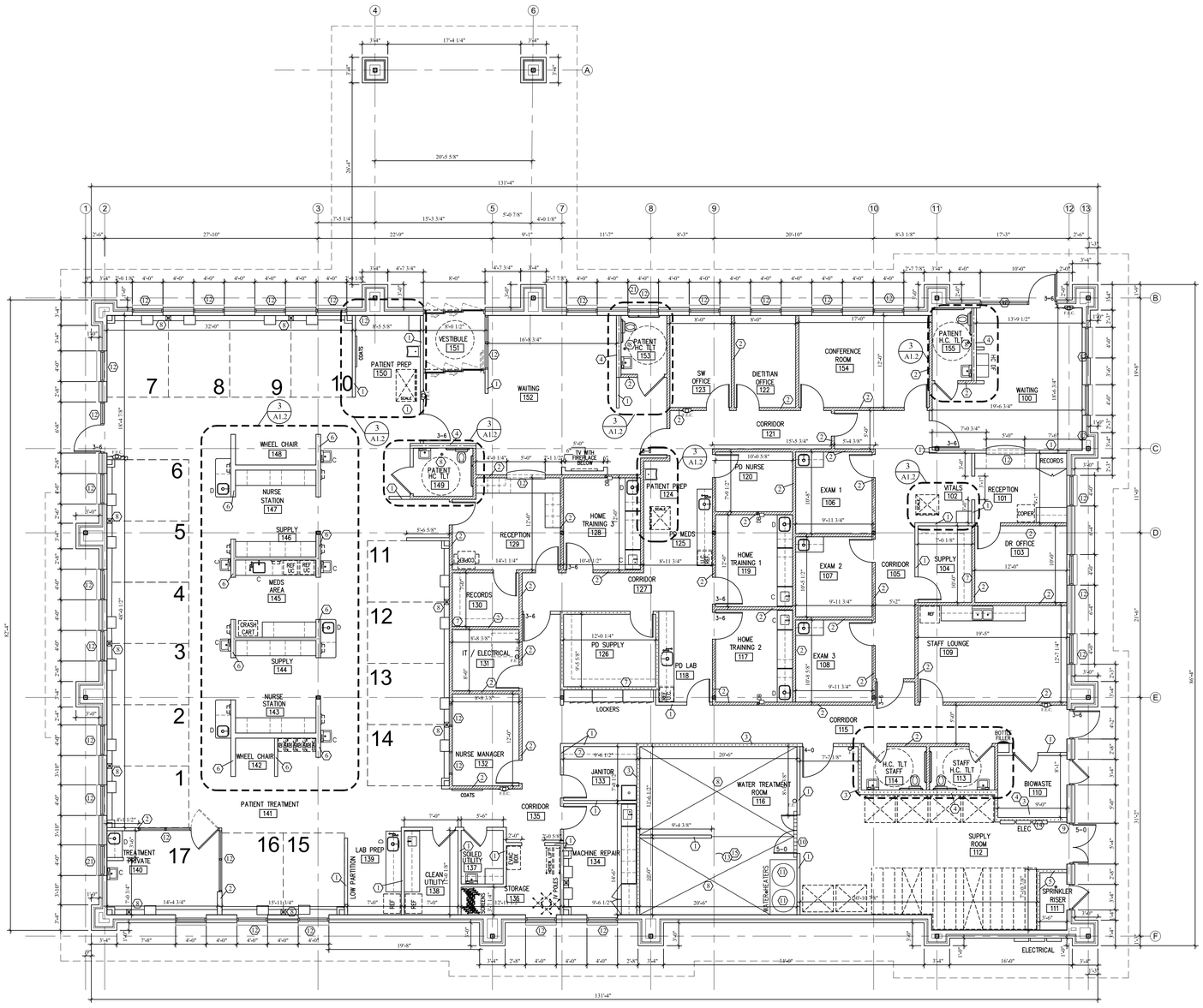

1. TYPE I PARTITION SEE DETAIL 8/G1.0 — TYPE I -
2. TYPE II PARTITION SEE DETAIL 8/G1.0 — TYPE II-
3. TYPE III SMOKE TIGHT RATED WALL SEE DETAIL 7/G1.0 — TYPE III -
4. TYPE IV PARTITION (6" STUD WALL) SEE DETAIL 6/G1.0 — TYPE IV -
5. TYPE V ONE HOUR RATED WALL SEE DETAIL 5/G1.0 — TYPE V -
6. 3'-6" HIGH 6" METAL STUD TYPE I PARTITION
7. PROVIDE WOOD SHELVING WHERE INDICATED.
8. PROVIDE FLOOR DRAINS AND FLOOR SINKS AS REQUIRED. SEE PLUMBING DRAWINGS.
9. PROVIDE STEEL THRESHOLD AT RECEIVING AND SHIPPING
10. PROVIDE TRENCH DRAIN AT DOOR OF WATER TREATMENT ROOM. SEE DETAIL 10/A7.7
11. WATER HEATER LOCATION, PROVIDE 6' x 3' x 4" CONCRETE PAD
12. SEE SHEET A8.1 FOR WINDOWS DETAILS
13. PROVIDE PURPLE BD AND PLYWOOD AROUND WALLS IN WATER TREATMENT ROOM
14. RECESSED MOUNTED ELECTRICAL PANEL LOCATION, SEE ELECTRICAL DRAWINGS
15. SLOPE WATER TREATMENT FLOOR 1/4" PER 1'-0" TOWARD DRAIN.
16. ROOF HATCH ACCESS AND LADDER LOCATION. SEE DETAIL A1.3. WALLS TO DECK
17. PROVIDE UP AND DOWN VERTICAL CHASE FOR PROCESS PIPING
18. WRAP COLUMN IN GYP. BOARD WHERE INDICATED.
19. PROVIDE THICKENED WALL FOR RO PROCESS PIPING
20. PROVIDE DRAIN IN WALL IN HOME TRAINING ROOMS
21. WINDOW TO BE SPANDREL. SEE A4.0, A4.1, A8.0, A8.1

NOTES TO SHEET 3

2

1

FLOOR PLAN SCALE: 1/8" = 1'-0" 5

Date / Issue

JULY 25, 2019
PLANNING REVIEW

AUGUST 23, 2019
PLANNING REVIEW 2

DCi

LEE'S SUMMIT FACILITY
2001 NW SHAMROCK RD
LEE'S SUMMIT, MISSOURI 64081

RANDALL DOVER
ARCHITECT
4121 WILLIAMSON ROAD • SUITE 303 • ROANOKE, VA 24012 • (540) 301-3368

Project Number
18045.0

Sheet Title
FLOOR PLAN

Sheet Number
A1.0

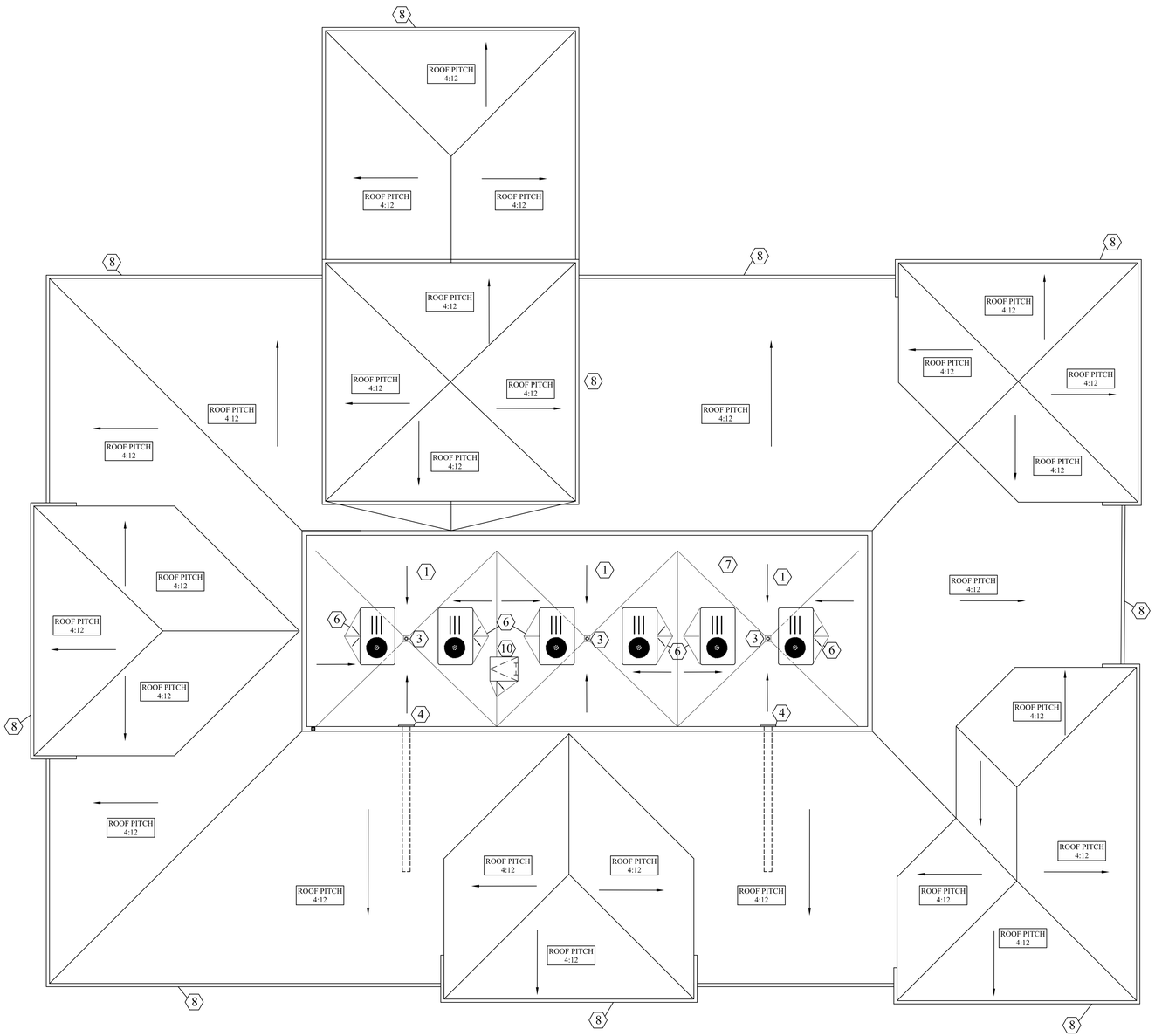

FLOOR PLAN 1/8" = 1'-0" 5

1. R-30 TAPER INSULATION, SLOPE 1/4" PER FOOT (MINIMUM)
2. —— INDICATES DIRECTION OF DOWNWARD SLOPE AND FLOW OF WATER
3. PROVIDE ROOF DRAIN. SEE DETAIL 6/A6.1
4. PROVIDE 3" X 8" OVERFLOW SCUPPER. REFERENCE SHEET A6.1 FOR DETAILS
5. GENERAL CONTRACTOR IS TO DIRECT ROOFING CONTRACTOR TO INSTALL FLASHING AT ALL ROOF PENETRATIONS, AS PER ROOF MANUFACTURER'S STANDARD DETAILS
6. PROVIDE CRICKETS AT ALL CURBS AND PENETRATIONS, AS REQUIRED, TO DIVERT WATER AWAY FROM ALL OBSTRUCTIONS. SLOPE 1/2" PER FOOT.
7. REFERENCE MECHANICAL, PLUMBING AND ELECTRICAL DRAWINGS FOR EXACT LOCATION OF FANS, MECHANICAL UNITS, VENTS, DOWNSPOUTS, ETC AND OTHER ROOF PENETRATIONS NOT SHOWN ON THE ROOF PLAN
8. PROVIDE 5" METAL GUTTER AND DOWNSPOUTS, TYP.
9. PROVIDE RIDGE VENT FOR PROPER VENTILATION OF ATTIC SPACE
10. ROOF ACCESS LADDER AND HATCH, SEE 1/A3.0 FOR HATCH DETAIL

NOTES TO SHEET 3

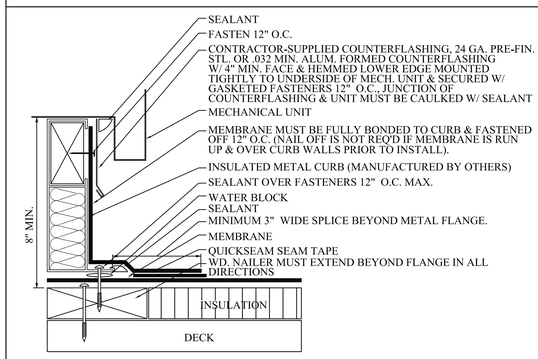

ROOF MOUNTED MECH UNIT CURB DETAIL N.T.S. 3

NOTES:

1. SEE MECHANICAL, ELECTRICAL OR PLUMBING DRAWINGS AND SPECS.
2. FOR OPENINGS IN ROOF IN EXCESS OF 8" DIA., PROVIDE STEEL ANGLE FRAME BRACED TO STRUCTURAL STEEL.

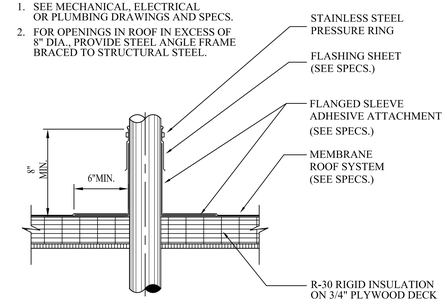

TUBULAR PENETRATION DETAIL N.T.S. 2

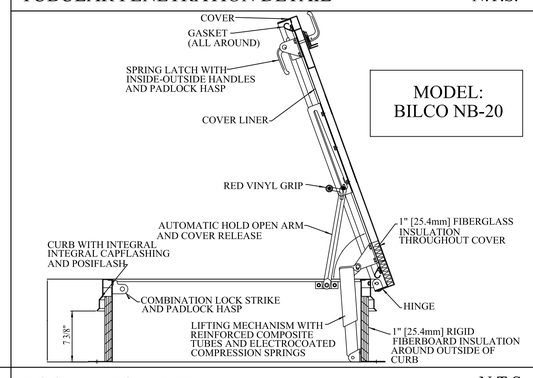

MODEL: BILCO NB-20

ROOF HATCH DETAIL N.T.S. 1

Date / Issue

JULY 25, 2019
PLANNING REVIEW

AUGUST 23, 2019
PLANNING REVIEW 2

DCi

LEE'S SUMMIT FACILITY
2001 NW SHAMROCK RD
LEE'S SUMMIT, MISSOURI 64081

RANDALL DOVER
ARCHITECT
4121 HILLSBORO ROAD • SUITE 305 • NASHVILLE, TN 37215 • (615) 831-3388

Project Number
18045.0

Sheet Title
ROOF PLAN

Sheet Number
A3.0

EAST ELEVATION - PRYOR ROAD

N.T.S. 3

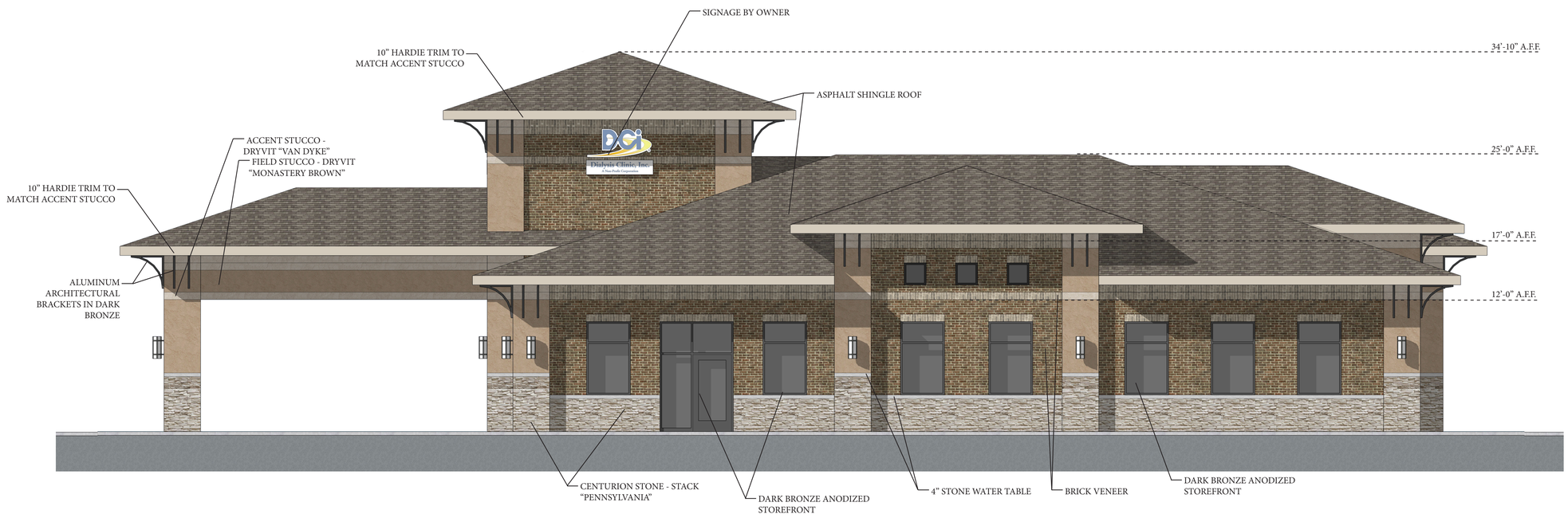

NORTH ELEVATION - SHAMROCK DRIVE

N.T.S. 1

Date / Issue

AUGUST 23, 2019
PLANNING REVIEW

LEE'S SUMMIT FACILITY
2001 NW SHAMROCK RD
LEE'S SUMMIT, MISSOURI 64081

RANDALL DOVER
ARCHITECT
6121 HILLSBORO ROAD • SUITE 303 • NASHVILLE, TN 37215 • (615) 261-2588

Project Number
18045.0

Sheet Title
RENDERED ELEVATIONS

Sheet Number
A4.0

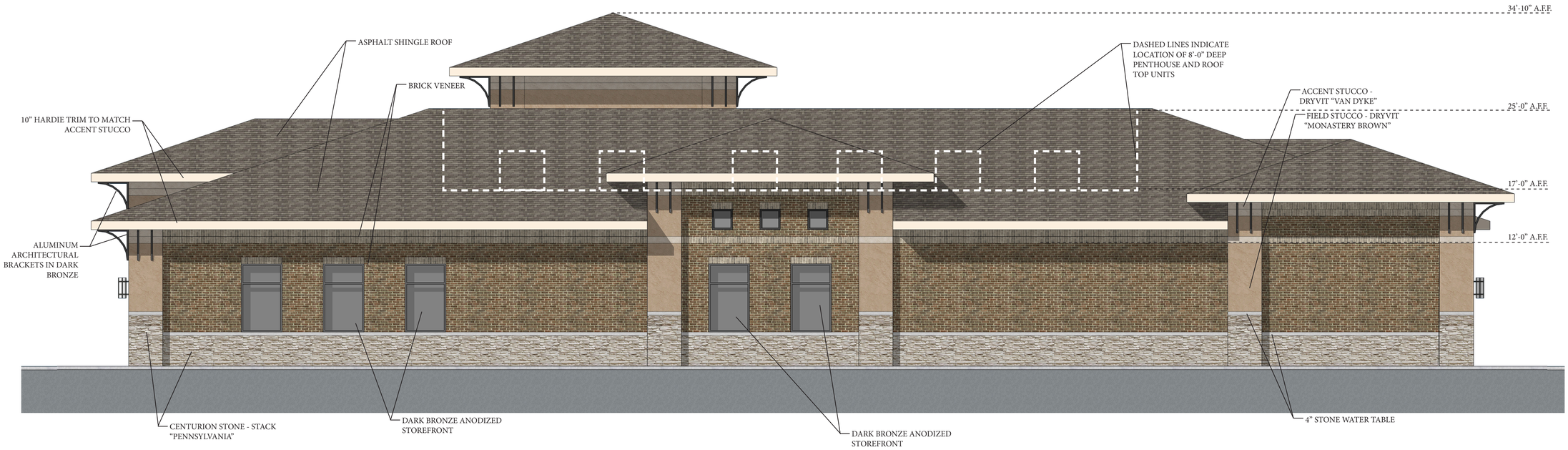

WEST ELEVATION N.T.S. 3

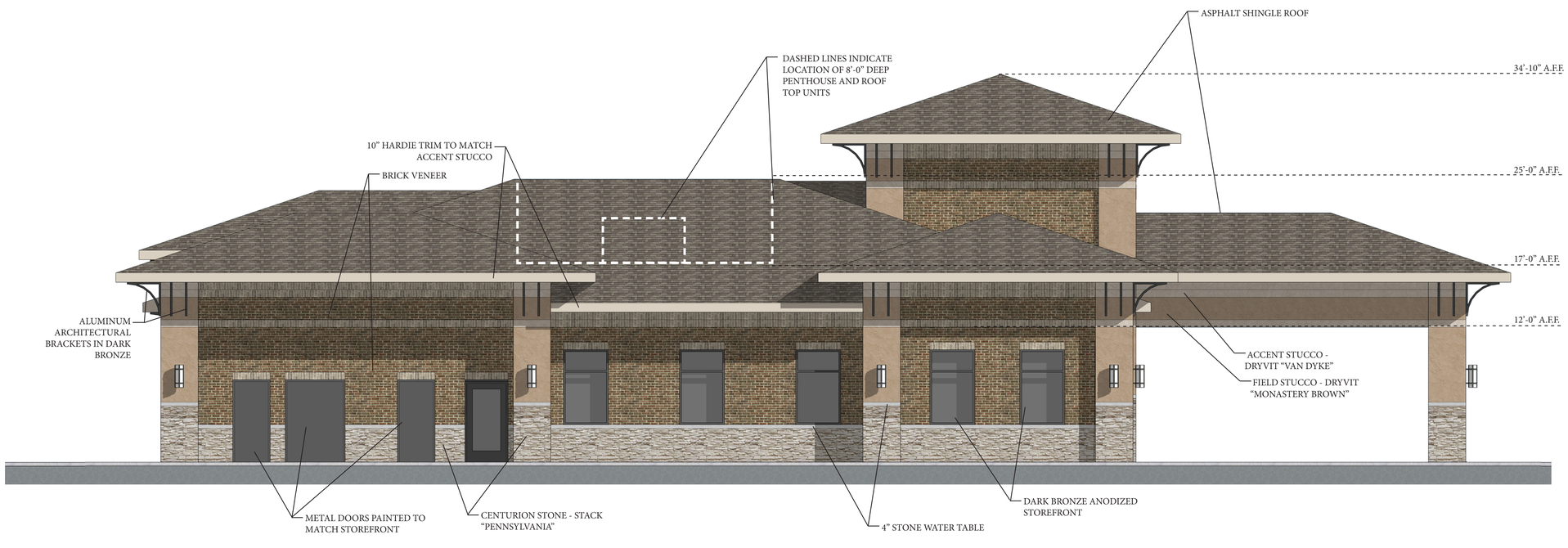

SOUTH ELEVATION N.T.S. 1

Date / Issue

AUGUST 23, 2019
PLANNING REVIEW

DCI

LEE'S SUMMIT FACILITY
2001 NW SHAMROCK RD
LEE'S SUMMIT, MISSOURI 64081

RANDALL DOVER
ARCHITECT
6121 HILLSBORO ROAD • SUITE 303 • NASHVILLE, TN 37215 • (615) 261-2588

Project Number
18045.0

Sheet Title
RENDERED ELEVATIONS

Sheet Number
A4.1

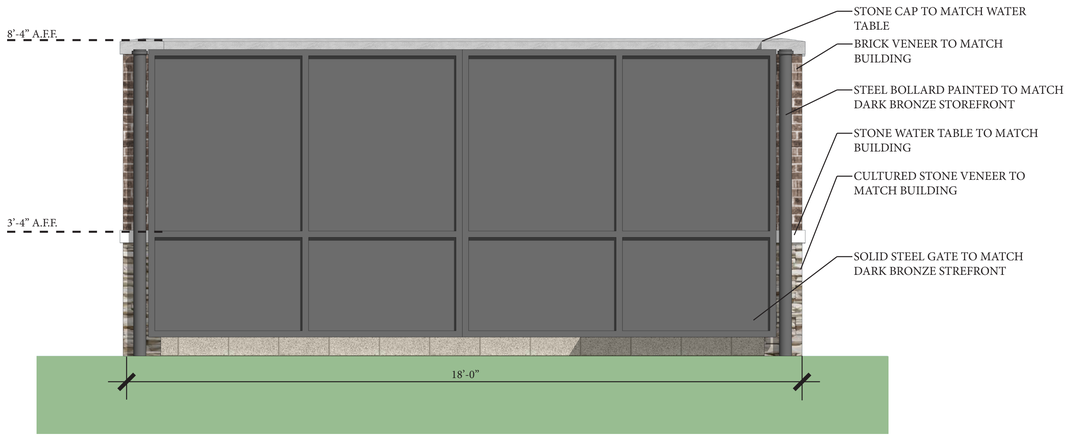

DUMPSTER ENCLOSURE TYPICAL FRONT ELEVATION N.T.S. 11

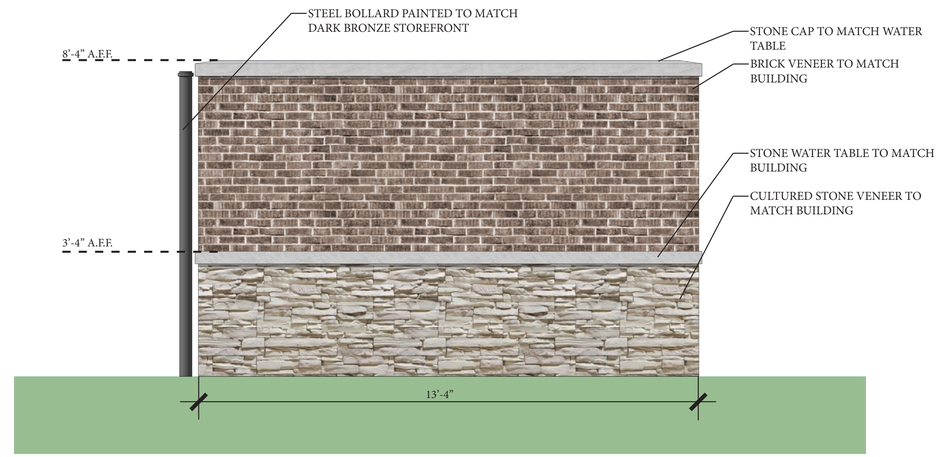

DUMPSTER ENCLOSURE TYPICAL SIDE ELEVATION N.T.S. 3



DUMPSTER ENCLOSURE TYPICAL REAR ELEVATION N.T.S. 9



SIGNAGE DIMENSIONS N.T.S. 1

Date / Issue
AUGUST 23, 2019
PLANNING REVIEW

LEE'S SUMMIT FACILITY
2001 NW SHAMROCK RD
LEE'S SUMMIT, MISSOURI 64081

RANDALL DOVER
ARCHITECT
6121 HILLSBORO ROAD • SUITE 303 • NASHVILLE, TN 37215 • (615) 261-2555

Project Number
18045.0

Sheet Title
RENDERED ELEVATIONS

Sheet Number
A4.2

VIEW FROM INTERSECTION OF PRYOR AND SHAMROCK

N.T.S. 3

PERSPECTIVE VIEW FROM SOUTHEAST OF SITE

N.T.S. 9

AERIAL ISOMETRIC VIEW

N.T.S. 1

Date / Issue

AUGUST 23, 2019
PLANNING REVIEW

LEE'S SUMMIT FACILITY
2001 NW SHAMROCK RD
LEE'S SUMMIT, MISSOURI 64081

RANDALL DOVER
A R C H I T E C T
4121 HILLSBORO ROAD • SUITE 303 • NASHVILLE, TN 37215 • (615) 261-3588

Project Number
18045.0

Sheet Title
RENDERED PERSPECTIVES

Sheet Number
A4.3

QDG ENGINEERING CONNECTIONS
6901 Lenox Village Dr.
Suite 108
Nashville, Tennessee 37211
ph: 615.309.9926

Date / Issue

AUGUST 23, 2019
PLANNING REVIEW

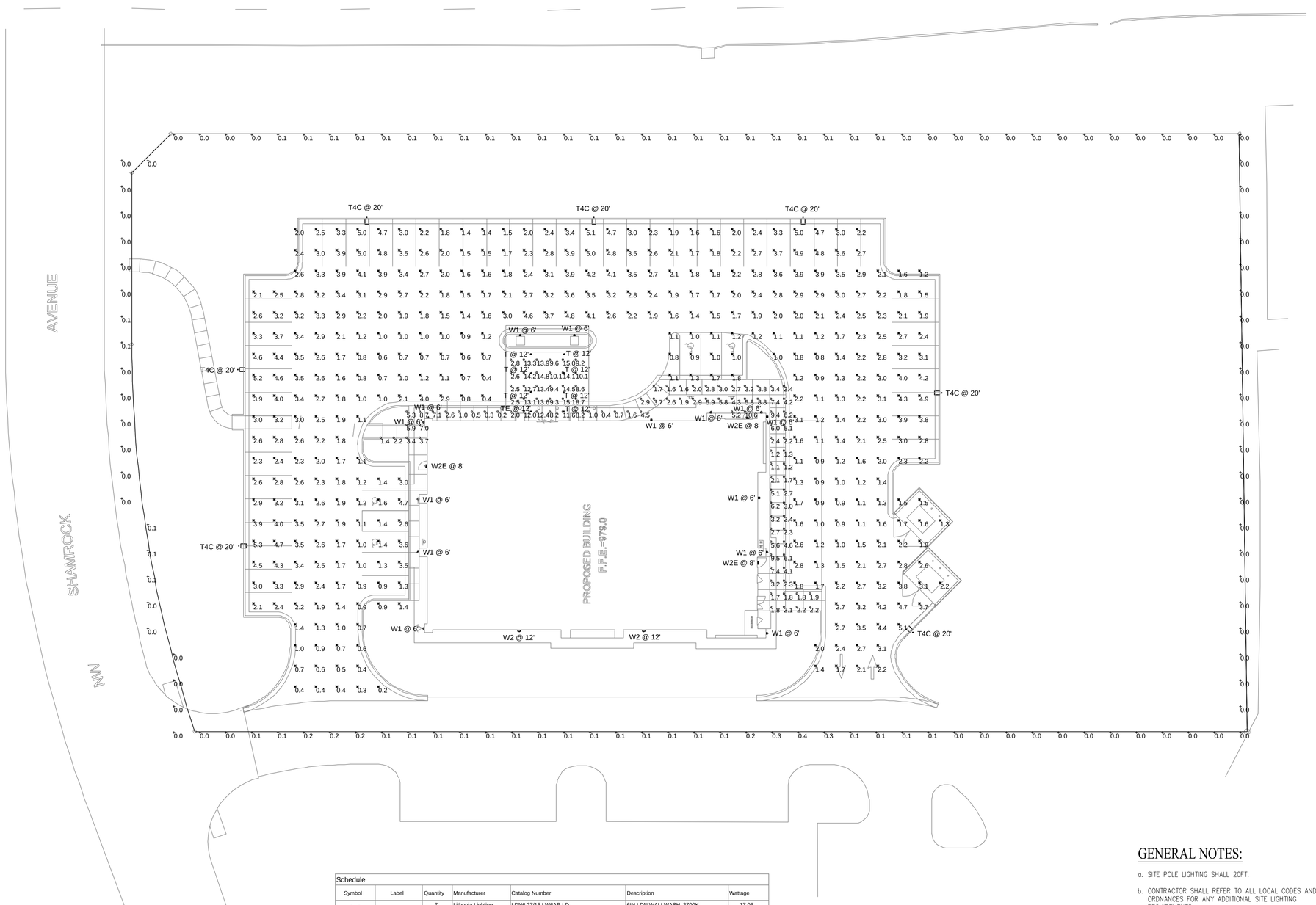

Schedule						
Symbol	Label	Quantity	Manufacturer	Catalog Number	Description	Wattage
	T	7	Lithonia Lighting	LDN6 27/15 LW6AR LD	6IN LDN WALLWASH, 2700K, 1500LM, CLEAR, MATTE DIFFUSE REFLECTOR	17.06
	TE	1	Lithonia Lighting	LDN6 27/15 LW6AR LD	6IN LDN WALLWASH, 2700K, 1500LM, CLEAR, MATTE DIFFUSE REFLECTOR	17.06
	W1	14	VISA LIGHTING	OW1297	WALL MOUNT RECTANGULAR 48" VERTICAL	38
	W2E	3	Lithonia Lighting	DSXW1 LED 10C 350 40K ASYDF MVOLT	DSXW1 LED WITH (1) 10 LED LIGHT ENGINES, TYPE ASYDF OPTIC, 4000K, @ 350mA.	13.3
	T4	7	Lithonia Lighting	DSX1 LED P3 40K T4M MVOLT HS	DSX1 LED P3 40K T4M MVOLT with houseside shield	102
	W2	2	Lithonia Lighting	DSXW1 LED 10C 350 40K ASYDF MVOLT	DSXW1 LED WITH (1) 10 LED LIGHT ENGINES, TYPE ASYDF OPTIC, 4000K, @ 350mA.	13.3

Statistics						
Description	Symbol	Avg	Max	Min	Max/Min	Avg/Min
Parking/Drive		2.3 fc	5.3 fc	0.2 fc	26.5:1	11.5:1
Property Line		0.1 fc	0.4 fc	0.0 fc	N/A	N/A
Sidewalk/Cocher e		5.4 fc	15.1 fc	0.2 fc	75.5:1	27.0:1

GENERAL NOTES:

a. SITE POLE LIGHTING SHALL 20FT.

b. CONTRACTOR SHALL REFER TO ALL LOCAL CODES AND ORDNANCES FOR ANY ADDITIONAL SITE LIGHTING REQUIREMENTS.

SITE PHOTOMETRICS

10' 0' 20' 40'

LEE'S SUMMIT FACILITY
PRYOR ROAD & SHAMROCK AVE
LEE'S SUMMIT, MISSOURI 64081

RANDALL DOVER
ARCHITECT
4121 HILLSBORO ROAD • SUITE 303 • NASHVILLE, TN 37215 • (615) 251-3386

STATE OF MISSOURI
JON DANIEL SHEPARD
NUMBER PE-2017022064
PROFESSIONAL ENGINEER
8/23/19

Project Number
19-351

Sheet Title
SITE PHOTOMETRICS

Sheet Number
E1.1

QDG ENGINEERING CONNECTIONS
6901 Lenox Village Dr.
Suite 108
Nashville, Tennessee 37211
ph: 615.309.9926

Date / Issue
AUGUST 23, 2019
PLANNING REVIEW

LEE'S SUMMIT FACILITY
PRYOR ROAD & SHAMROCK AVE
LEE'S SUMMIT, MISSOURI 64081

RANDALL DOVER ARCHITECT
4121 HILLSBORO ROAD • SUITE 305 • NASHVILLE, TN 37215 • (615) 385-3388

JON DANIEL SHEPARD
NUMBER PE-2017022064
PROFESSIONAL ENGINEER
STATE OF MISSOURI
8/25/19

Project Number
19-351

Sheet Title
SITE PHOTOMETRIC FIXTURES

Sheet Number
E1.2

LITHONIA LIGHTING

Catalog Number
Notes
Type

LDN6 0S

6" OPEN and WALLWASH LED
Non-IC
New Construction Downlight

LDN6 35/15 L06AR 120 0S

FEATURES & SPECIFICATIONS

PHASEOUT — Limited quantities of this older style LDN6 are available while supplies last. Must choose "0S" when ordering.

INTENDED USE — Typical applications include corridors, lobbies, conference rooms and private offices.

CONSTRUCTION — 16-gauge galvanized steel mounting/plaster frame with trim clips to mount open conical shape reflector.

Vertically adjustable mounting brackets that use 16-gauge flat bar hangers (included), 1/2" conduit or C-channel T-bar fasteners. Provides 3-1/4" total adjustment.

Post installation adjustment possible from above or below the ceiling.

Galvanized steel junction box with bottom-hinged access covers and spring latches. Two combination 1/2"-3/4" and three 1/2" knockouts for straight-through conduit runs. Capacity: 8 (4 in, 4 out) No. 12 AWG conductors, rated for 90°C.

Secondary housing adjustment system for precise, final ceiling-to-flange alignment.

Maximum 1-1/2" ceiling thickness.

OPTICS — LED light source with diffused lens, recessed in a deep reflector with a 55-degree cutoff. Aluminum full reflectors are optically designed to maximize lumen output and to provide superior glare control.

Anodized trim colors for open and wallwash reflectors are available in clear, pewter, wheat or gold. White polyester powder coat also available.

Minimum CRI of 80.

ELECTRICAL — High-efficiency, eldoLED 0-10V dimming driver mounted to the junction box, dims luminaire to 10% of its light output. 1% dimming option available (see E27 ordering options below).

Dimming fixture requires two (2) additional low-voltage wires to be pulled.

For compatible dimmers and dimming range, refer to Dimmer Compatibility Chart on page 4.

The system maintains 70% lumen output for more than 50,000 hours.

LISTINGS — CSA certified to US and Canadian safety standards. Open downlight (LD6): Wet location listed. Wallwash downlight (LW6): Rated for damp location only. ENERGY STAR® certified.

WARRANTY — 5-year limited warranty. Complete warranty terms located at
www.acuitybrands.com/CustomerResources/Terms_and_conditions.aspx

Actual performance may differ as a result of end-user environment and application.

All values are design or typical values, measured under laboratory conditions at 25 °C.

Overall height varies by lumen package. Reference dimension chart for details.

Maximum Overall Dimensions — All dimensions are inches (centimeters) unless otherwise indicated.							
Lumen package	(A) Height	(B) Frame height	(C) Aperture	(D) Ceiling opening	(E) Outside diameter	(F) Width	(G) Length
600 lm	6-3/16 (15.4)	5-3/4 (14.6)	6-15/16 (17.6)	7-1/8 (18.1)	7-1/2 (19.1)	12-15/16 (32.8)	10-15/16 (27.8)
1000 lm							
1500 lm							
2000 lm	7-13/16 (19.9)						

ORDERING INFORMATION — Lead times will vary depending on options selected. Consult with your sales representative.

Example: LDN6 35/15 L06AR 120 0S

LDN6										
Series	Color temperature	Lumens [1,2]	Reflector	Trim color	Finish		Voltage	Options		Version
LDN6	27/ 2700 K 30/ 3000 K 35/ 3500 K 40/ 4000 K	06 600 lumens 10 1000 lumens 15 1500 lumens 20 2000 lumens	LD6 Open downlight LW6 Wallwash downlight [3]	AR Clear PR Pewter WTR Wheat GR Gold WR White [4] BR Black [4]	(blank) Semi-specular LD Matte-diffuse LS Specular	120 120 277 277 347 [5] 347 [5]	EL Emergency battery pack with integral test switch [6] ELR Emergency battery pack with remote test switch [6] SF Single fuse TRW White painted flange [7] TRBL Black painted flange NPSARZ nLight® dimming pack controls 0-10V eldoLED drivers. Refer to TN-633. NPSARZEB nLight® dimming pack controls 0-10V eldoLED drivers, EB controls fixtures on emergency circuit. Refer to TN-633. [8] RRL___ RELOC® ready luminaire connectors enables a simple and consistent factory installed option across all ARL luminaire brands. Refer to RRL for complete nomenclature. EZ1 eldoLED dims to 1% CP Chicago plenum [4,9]		05 Old style [10]

Accessories: *Order as separate catalog number.*

EAC ESOM 375	Compact interruptible emergency AC power system
EAC ESOM 125	Compact interruptible emergency AC power system
GRAAR 12	Oversized trim ring with 8" outside diameter [11]
SCA6	Sloped ceiling adapter. Refer to TECH-SCA for more options.

Notes
1 Approximate lumen output.
2 Overall height varies by lumen package. Reference dimension chart on page 1.
3 Rated for damp and dry locations only.
4 Not available with finishes.
5 Not available with emergency options.
6 For dimensional changes, refer to chart on page 4. Not available with CP option.
7 Not available with WR (white trim color).
8 For use with generator supply EM power. Will require an emergency hot feed and normal hot feed.
9 277 volt CP products require marked spacing. Install with minimal spacing between: (a) Center-to-center of adjacent luminaires: 29-1/8; Tip of luminaire to overhead building member: 3 in.; (c) Luminaire center to side of building member: 3 ft. Must be specified for a2 style version.
10 Refer to TECH-OOST BRIEF for more options.
11 Refer to TECH-GOOF BRIEF for more options.

DOWNLIGHT NG — LDN6 05

D-Series Size 1
LED Area Luminaire

d^n series

Specifications

EPA:	1.01 ft² (0.09 m²)
Length:	33" (83.8 cm)
Width:	13" (33.0 cm)
Height H1:	7-1/2" (19.0 cm)
Height H2:	3-1/2"
Weight (max):	27 lbs (12.2 kg)



Catalog Number
Notes
Type

Introduction

The modern styling of the D-Series is striking yet unobtrusive – making a bold, progressive statement even as it blends seamlessly with its environment. The D-Series distills the benefits of the latest in LED technology into a high performance, high efficacy, long-life luminaire.

The outstanding photometric performance results in sites with excellent uniformity, greater pole spacing and lower power density. It is ideal for replacing up to 750W metal halide in pedestrian and area lighting applications with typical energy savings of 65% and expected service life of over 100,000 hours.

A+ Capable options indicated by this color background.

Ordering Information

EXAMPLE: DSX1 LED P7 40K T3M MVOLT SPA NLTAIR2 PIRHN DDBXD

DSX1 LED

Series	LEDs	Color temperature	Distribution	Voltage	Mounting
DSX1 LED	**Forward optics** P1 P4 P7 P2 P5 P8 P3 P6 P9 **Rotated optics** P10[1] P12[1] P11[1] P13[1]	30K 3000 K 40K 4000 K 50K 5000 K	T1S Type I short T2S Type II short T2M Type II medium T3S Type III short T3M Type III medium T4M Type IV medium TFTM Forward throw medium T5VS Type V very short T5S Type V short T5M Type V medium T5W Type V wide BLC Backlight control[2] LCCO Left corner cutoff[2] RCCO Right corner cutoff[2]	MVOLT[1] 120 [1] 208 [1] 240 [1] 277 [1] 347 [1,3] 480 [1,3]	**Shipped included** SPA Square pole mounting RPA Round pole mounting WBA Wall bracket SPUMBA Square pole universal mounting adaptor [1] RPUMBA Round pole universal mounting adaptor [1] **Shipped separately** KMA8 DDBXD U Mast arm mounting bracket adaptor (specify finish) [1]

Control options		Other options	Finish (required)
Shipped installed NLTAIR2 nLight AIR generation 2 enabled [1] PIRHN Network, high/low motion/ambient sensor [1] PER NEMA twist-lock receptacle only (controls ordered separately) [1] PER5 Five pin receptacle only (controls ordered separately) [4,5] PER7 Seven-pin receptacle only (controls ordered separately) [4,5] DMG 0-10V dimming wires pulled outside fixture (for use with an external control, ordered separately) [1] DS Dual switching [6,7,8,9]	PIR High/low, motion/ambient sensor, 8-15' mounting height, ambient sensor enabled at 1fc. [1,10] PIRH High/low, motion/ambient sensor, 15-30' mounting height, ambient sensor enabled at 1fc. [1,10] PIR1FCSV High/low, motion/ambient sensor, 8-15' mounting height, ambient sensor enabled at 1fc. [1,10] PIRH1FCSV Bi-level, motion/ambient sensor, 15-30' mounting height, ambient sensor enabled at 1fc. [1,10] FAO Field adjustable output [1,10]	**Shipped installed** HS House-side shield [11] SF Single fuse (120, 277, 347V) [1] DF Double fuse (208, 240, 480V) [1,9] L90 Left rotated optics R90 Right rotated optics **Shipped separately** BS Bird spikes [11] EGS External glare shield [11]	DDBXD Dark bronze DBLXD Black DNAXD Natural aluminum DWHXD White DDBTXD Textured dark bronze DBLBXD Textured black DNATXD Textured natural aluminum DWHGXD Textured white

LITHONIA LIGHTING
One Lithonia Way • Conyers, Georgia 30012 • Phone: 800.279.8041 • www.lithonia.com
© 2011-2018 Acuity Brands Lighting, Inc. All rights reserved.
DSX1-LED
Rev. 12/18/18
Page 1 of 8

Rev.: 2018/11/07

OW1297 – IMAGE[12]

VISA LIGHTING

Type: Project:

VisaLighting.com/products/Image

Fill in shaded boxes using information listed below

Order Code: OW1297 – MVOLT
MODEL (A) SOURCE VOLTAGE (B) FRAME (C) ACCENT BAR AND END CAP Finishes (D) OPTION(S)



The Image family of luminaires provides tasteful ambient light and flexible design options. These versatile fixtures can be mounted on walls in vertical or horizontal orientations and on ceilings. Image's quality construction includes solid metal trim and die-cast end caps with finish options to meet any design aesthetic.

(A) SOURCE (Select one) and VOLTAGE

MVOLT fixture ranges 120 through 277 input voltage
LED sources are BSCP, with a 3 step Mid-Output and are dimmable 0-10V to 1%.

Sources	CCT	Delivered Lumens	Power (Watts)	Voltage
* L30K-L	3000K	2300	25	MVOLT
L35K-L	3500K			
* L40K-L	4000K			
* L30K-H	3000K	3400	38	
L35K-H	3500K			
* L40K-H	4000K	3500		

FINISHES (Select one (B) Frame Finish and one (C) Accent Bar and End Cap Finish or Material) See page 7 for color chart

Powder Coat Painted Finishes (Standard) for Frame or Accent Bar and End Cap

AG7038	Agate Grey	CVBL	Cove Blue	GWW002	Grey White
BMAT	Bronze Matte	CWW001	Cream White	HTHR	Heather
BRNZ	Bronze	GLIM	Glimmer	JB9005	Jet Black
BSIL	Blade Silver	GSIL	Graphite Silver	OBRZ	Old Bronze

PB1035	Pearl Beige
RUST	Rust
SUNG	Sungold
TW9016	Traffic White

Metals (Premium) for Accent Bar and End Cap only

BSS	Brushed Stainless Steel	PSS	Polished Stainless Steel

(D) OPTIONS (Multiple Selections Allowed)

HM	Horizontal mount (vertical is standard)
XPS	Express 10 day shipping. Items marked with a bullet (•) are not available with XPS

DIMENSIONS

Depth is measured from wall to front of fixture.
H = Height D = Depth W = Width

H	47-7/8"	(1216 mm)
D	4"	(102 mm)
W	7-1/4"	(184 mm)

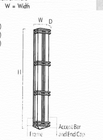

ADA XPS LED ETL Listed 5 Year Warranty

800-788-VISA VisaLighting.com Page 1

D-Series Size 1
LED Wall Luminaire

d^n series

Catalog Number
Notes
Type

Specifications

Luminaire

Width:	13-3/4" (34.9 cm)	Weight:	12 lbs (5.4 kg)
Depth:	10" (25.4 cm)		
Height:	6-3/8" (16.2 cm)		

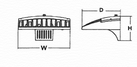

Back Box (BBW, ELCW)

Width:	13-3/4" (34.9 cm)	BBW Weight:	5 lbs (2.3 kg)
Depth:	4" (10.2 cm)	ELCW Weight:	10 lbs (4.5 kg)
Height:	6-3/8" (16.2 cm)		

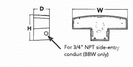

Introduction

The D-Series Wall luminaire is a stylish, fully integrated LED solution for building-mount applications. It features a sleek, modern design and is carefully engineered to provide long-lasting, energy-efficient lighting with a variety of optical and control options for customized performance.

With an expected service life of over 20 years of nighttime use and up to 74% in energy savings over comparable 250W metal halide luminaires, the D-Series Wall is a reliable, low-maintenance lighting solution that produces sites that are exceptionally illuminated.

Ordering Information

EXAMPLE: DSXW1 LED 20C 1000 40K T3M MVOLT DDBTXD

DSXW1 LED

Series	LEDs	Drive Current	Color temperature	Distribution	Voltage	Mounting	Control Options
DSXW1 LED	10C 10 LEDs (one engine) 20C 20 LEDs (two engines)	350 350 mA 530 530 mA 700 700 mA 1000 1000 mA (1 A) [1]	30K 3000 K 40K 4000 K 50K 5000 K AMBPC Amber phosphor converted	T25 Type II Short T2M Type II Medium T2S Type II Short T3M Type III Medium T4M Type IV Medium TFTM Forward Throw Medium ASYDF Asymmetric diffuse	MVOLT [2] 120 [3] 208 [3] 240 [3] 277 [3] 347 [3,4] 480 [3,4]	**Shipped included** (blank) Surface mounting bracket BBW Surface-mounted back box (for conduit entry) [5]	**Shipped included** PE Photoelectric cell, button type [6] DMG 0-10v dimming wires pulled outside fixture (for use with an external control, ordered separately) PIR 180° motion/ambient light sensor, <15' mtg ht [7] PIRH 180° motion/ambient light sensor, 15-30' mtg ht [7] PIR1FCSV Motion/ambient sensor, 8-15' mounting height, ambient sensor enabled at 1fc [7] PIRH1FCSV Motion/ambient sensor, 15-30' mounting height, ambient sensor enabled at 1fc [7] ELCW Emergency battery backup (includes external component enclosure), CA Title 20 Noncompliant [3]

Other Options	Finish (required)
Shipped installed SF Single fuse (120, 277 or 347V) [3,8] DF Double fuse (208, 240 or 480V) [3,8,9] HS House-side shield [1] SPD Separate surge protection [10]	**Shipped separately** [11] BSW Bird-deterrent spikes WG Wire guard VG Vandal guard DDL Diffused drop lens

DDBXD Dark bronze	DSSTD Sandstone	DWHGXD Textured white
DBLXD Black	DDBTXD Textured dark bronze	DSSTXD Textured sandstone
DNAXD Natural aluminum	DBLBXD Textured black	
DWHXD White	DNATXD Textured natural aluminum	

Accessories

Ordered and shipped separately.

DSHW1-U House-side shield (one per light engine)
DSBSW1-U Bird-deterrent spikes
DSWW1G-U Wire guard accessory
DSVW1G-U Vandal guard accessory

NOTES
1 20C 1000 is not available with P7X, P8W, P8W1FCSV or P8WH1FCSV.
2 MVOLT driver operates on any line voltage from 120-277V (50/60 Hz).
3 Single fuse (SF) requires 120, 277 or 347 voltage option. Double fuse (DF) requires 208, 240 or 480 voltage option.
4 Only available with 20C, 700mA or 1000mA. Not available with PIR or PIRH.
5 Back box ships installed on fixture. Cannot be field installed. Cannot be ordered as an accessory.
6 Photocontrol (PE) requires 120, 208, 240, 277 or 347 voltage option. Not available with motion/ambient light sensors (PIR or PIRH).
7 Reference Motion Sensor table on page 3.
8 Cold weather (-20C) rated. Not compatible with conduit entry applications. Not available with BBW mounting option. Not available with fusing. Not available with 347 or 480 voltage options. Emergency components located in back box housing. Emergency mode IES files located on product page at www.lithonia.com.
9 Not available with SPD.
10 Not available with ELCW.
11 Also available as a separate accessory; see Accessories information.
12 Not available with ELCW.

LITHONIA LIGHTING
One Lithonia Way • Conyers, Georgia 30012 • Phone: 800.279.8041 • www.lithonia.com
© 2013-2019 Acuity Brands Lighting, Inc. All rights reserved.
DSXW1-LED
Rev. 3/06/19

LDN6 0S

PHOTOMETRY

Distribution Curve	Distribution Data	Output Data	Coefficient of Utilization	Illuminance Data at 30" Above Floor for a Single Luminaire

LDN6 35/10 L06AR 120, input watts: 18, delivered lumens: 1089, LM/W = 61, spacing criterion at 0 = 1.03, test no. LTL25148SL.



Avg.	Lumens	Zone	Lumens	% Lamp	pf per	80% pf 90%	80% 80%	80% 70%	70% pf 90%	70% 80%	70% 70%	50% pf 90%	50% 80%	50% 70%
0	1089	0°–30°	1084.3	67.3	0	119	119	119	116	116	116	111	111	111
5	1084	0°–40°	1350.0	83.8	1	111	108	106	108	106	104	104	103	101
15	969	0°–60°	1086.4	99.8	2	103	96	90	101	97	94	98	95	92
25	757	0°–90°	1086.8	100.0	3	96	90	86	94	89	86	91	88	84
35	452	90°–180°	0.0	0.0	4	89	83	79	88	83	79	86	81	78
45	87	0°–180°	1086.8	*100.0	5	83	77	73	82	76	72	80	75	72
55	2	*Efficiency			6	78	71	67	77	71	67	75	70	66
65	0				7	73	67	62	72	66	62	71	65	62
75	1				8	69	62	58	68	62	58	67	61	57
85	0				9	64	58	54	64	58	54	63	57	54
90	0				10	60	54	51	60	54	50	59	54	50

LDN6 35/15 L06AR 120, input watts: 26, delivered lumens: 1633, LM/W = 63, spacing criterion at 0 = 1.03, test no. LTL25146.



Avg.	Lumens	Zone	Lumens	% Lamp	pf per	80% pf 90%	80% 80%	80% 70%	70% pf 90%	70% 80%	70% 70%	50% pf 90%	50% 80%	50% 70%
0	1684	0°–30°	1684.3	67.1	0	119	119	119	116	116	116	111	111	111
5	1650	0°–40°	1950.0	82.1	1	111	108	106	108	106	104	104	103	101
15	1449	0°–60°	1629.6	99.8	2	103	96	90	101	97	94	98	95	92
25	1196	0°–90°	1633.1	100.0	3	95	90	86	94	88	86	91	88	84
35	678	90°–180°	0.0	0.0	4	89	83	79	88	83	78	86	81	78
45	131	0°–180°	1633.1	*100.0	5	83	77	73	82	76	72	80	75	72
55	3	*Efficiency			6	78	71	67	77	71	67	75	70	66
65	2				7	73	66	62	72	66	62	71	65	62
75	2				8	68	62	58	68	62	58	66	61	57
85	0				9	64	58	54	64	58	54	63	57	54
90	0				10	60	54	50	60	54	50	59	54	50

LDN6 35/20 L06AR 120, input watts: 35, delivered lumens: 2143, LM/W = 61, spacing criterion at 0 = 1.04, test no. LTL25144.

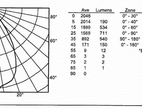

Avg.	Lumens	Zone	Lumens	% Lamp	pf per	80% pf 90%	80% 80%	80% 70%	70% pf 90%	70% 80%	70% 70%	50% pf 90%	50% 80%	50% 70%
0	2206	0°–30°	2208.1	67.0	0	119	119	119	116	116	116	111	111	111
5	2014	0°–40°	2575.3	82.2	1	111	108	106	108	106	104	104	103	101
15	1686	0°–60°	2127.3	99.8	2	103	96	90	101	97	94	98	95	92
25	1560	0°–90°	2132.7	100.0	3	95	90	86	94	88	86	91	88	84
35	1011	90°–180°	0.0	0.0	4	89	83	79	88	83	78	86	81	78
45	171	0°–180°	2132.7	*100.0	5	83	77	73	82	76	72	80	75	72
55	8	*Efficiency			6	78	71	67	77	71	67	75	70	66
65	3				7	73	66	62	72	66	62	71	65	62
75	2				8	68	62	58	68	62	58	66	61	57
85	1				9	64	58	54	64	58	54	63	57	54
90	0				10	60	54	50	60	54	50	59	54	50

LITHONIA LIGHTING
An Acuity Brands Company
DOWNLIGHT NG: One Lithonia Way Conyers, GA 30012 Phone: 800-315-4935 Fax: 770-867-3129 www.lithonia.com
© 2014-2016 Acuity Brands Lighting, Inc. All rights reserved. Rev. 07/21/16

LDN6 05

Photometric Diagrams

To see complete photometric reports or download .ies files for this product, visit Lithonia Lighting's D-Series Area Size 1 homepage.

Isofootcandle plots for the DSX1 LED 60C 1000 40K. Distances are in units of mounting height (25').

LEGEND: 0.1 fc, 0.5 fc, 1.0 fc

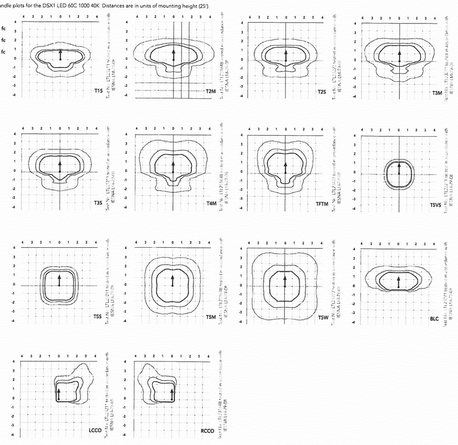

LITHONIA LIGHTING
One Lithonia Way • Conyers, Georgia 30012 • Phone: 800.279.8041 • www.lithonia.com
© 2011-2018 Acuity Brands Lighting, Inc. All rights reserved.
DSX1-LED
Rev. 12/18/18
Page 3 of 8

ECN 160317

Rev.: 2018/11/07

OW1297 – IMAGE

VISA LIGHTING

Photometrics



Technical Information

- Integral power supply
- Modular design for replacement of LED source and power supply
- Removable cast aluminum hinged frame for ease of maintenance
- Vertical mounting standard (horizontal mounting optional)
- Mounts over standard electrical junction box (by others) with provided hardware.
- Extruded aluminum backplate, die-cast end caps, vertical center cover and frame side rails. Solid metal formed accent bars, gasketed and sealed construction
- 1/8" thick white acrylic diffuser
  - F1 rated, UV stable
  - UL-94 HB Flame Class rated
- No VOC, powder coat paint finish
- ETL listed for wet location mounting 4' above grade

Relative Scale Drawing

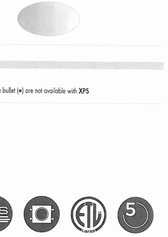

Specify color code when ordering. For accurate color matching, individual paint and finish samples are available upon request
For additional information see VisaLighting.com/materials-finishes

Painted Finishes (Standard)

TW9016 Traffic White (RAL9016)	CW9001 Cream (RAL9001)	GW9002 Grey White (RAL7032)	JB9005 Jet Black (RAL9005)	AG7038 Agate Grey (RAL7038)	HTHR Heather
CVBL Cove Blue	BSIL Blade Silver	GSIL Graphite Silver	GLIM Glimmer	SUNG Sungold	BRNZ Bronze
OBRZ Old Bronze	BMAT Bronze Matte	PB1035 Pearl Beige (RAL1035)	RUST Rust		

800-788-VISA VisaLighting.com Page 2

Performance Data

Lumen Ambient Temperature (LAT) Multipliers

Use these factors to determine relative lumen output for average ambient temperatures from 0-40°C (32-104°F).

Ambient		Lumen Multiplier
0°C	32°F	1.02
10°C	50°F	1.01
20°C	68°F	1.00
25°C	**77°F**	**1.00**
30°C	86°F	1.00
40°C	104°F	0.98

Projected LED Lumen Maintenance

Data references the extrapolation of performance projections for the **DSXW1 LED 20C 1000** platform in a **25°C ambient**, based on 10,000 hours of LED testing (tested per IESNA LM-80-08 and projected per IESNA TM-21-11).

To calculate LLF, use the lumen maintenance factor that corresponds to the desired number of operating hours below. For other lumen maintenance values, contact factory.

Operating Hours	0	25,000	50,000	100,000
Lumen Maintenance Factor	1.0	0.95	0.93	0.86

Electrical Load

Current (A)					
LEDs	Drive Current (mA)	System Watts	120V	208V	240V	277V	347V	480V
10C	350	14W	0.13	0.07	0.06	0.06	-	-
	530	20W	0.19	0.11	0.09	0.08	-	-
	700	27W	0.25	0.14	0.13	0.11	-	-
	1000	40W	0.37	0.21	0.19	0.16	-	-
20C	350	24W	0.23	0.13	0.12	0.10	-	-
	530	36W	0.33	0.19	0.17	0.14	-	-
	700	47W	0.44	0.25	0.22	0.19	0.15	0.11
	1000	74W	0.69	0.40	0.35	0.30	0.23	0.17

Motion Sensor Default Settings

Option	Output Type	High Level/Low Level	Photocell Operation	Dwell Time	Ramp-up Time	Ramp-down Time
*PIR or PIRH	3V (37%) Output	10V (100%) Output	Enabled @ 5FC	5 min	3 sec	5 min
PIR1FCSV or PIRH1FCSV	3V (37%) Output	10V (100%) Output	Enabled @ 1FC	5 min	3 sec	5 min

*For use with Inline Dusk to Dawn or timer

Photometric Diagrams

To see complete photometric reports or download .ies files for this product, visit Lithonia Lighting's D-Series Wall Size 1 homepage.

Isofootcandle plots for the DSXW1 LED 20C 1000 40K. Distances are in units of mounting height (15').

LEGEND: 0.1 fc, 0.5 fc, 1.0 fc



Options and Accessories



T3M (left), ASYDF (right) lenses | HS - House-side shields | BSW - Bird-deterrent spikes | WG - Wire guard | VG - Vandal guard | DDL - Diffused drop lens

FEATURES & SPECIFICATIONS

INTENDED USE
The energy savings, long life and easy-to-install design of the D-Series Wall Size 1 make it the smart choice for building-mounted doorway and pathway illumination for nearly any facility.

CONSTRUCTION
Two-piece die-cast aluminum housing has integral heat sink fins to optimize thermal management through conductive and convective cooling. Modular design allows for ease of maintenance. The LED driver is mounted to the door to thermally isolate it from the light engines for low operating temperature and long life. Housing is completely sealed against moisture and environmental contaminants (IP65).

FINISH
Exterior parts are protected by a zinc-infused Super Durable TGIC thermoset powder coat finish that provides superior resistance to corrosion and weathering. A tightly controlled multi-stage process ensures a minimum 3 mils thickness for a finish that can withstand extreme climate changes without cracking or peeling. Available in textured and non-textured finishes.

OPTICS
Precision-molded proprietary acrylic lenses provide multiple photometric distributions tailored specifically to building mounted applications. Light engines are available in 3000 K (70 min. CRI), 4000 K (70 min. CRI) or 5000 K (70 min. CRI) configurations.

ELECTRICAL
Light engine(s) consist of 10 high-efficacy LEDs mounted to a metal-core circuit board to maximize heat dissipation and promote long life (LB84/100,000 hrs at 25°C). Class 1 electronic drivers have a power factor (>90%, THD <20%, and a minimum 2.5kV surge rating. When ordering the SPD option, a separate surge protection device is installed within the luminaire which meets a minimum Category C Low (per ANSI/IEEE C62.41.2).

INSTALLATION
Included universal mounting bracket attaches securely to any 4" round or square outlet box for quick and easy installation. Luminaire has a slotted gasket wireway and attaches to the mounting bracket via corrosion-resistant screws.

LISTINGS
CSA certified to U.S. and Canadian standards. Rated for -40°C minimum ambient.

DesignLights Consortium® (DLC) qualified product. Not all versions of this product may be DLC qualified. Please check the DLC Qualified Products List at www.designlights.org/QPL to confirm which versions are qualified.

WARRANTY
Five-year limited warranty. Complete warranty terms located at

Note: Actual performance may differ as a result of end-user environment and application. All values are design or typical values, measured under laboratory conditions at 25 °C. Specifications subject to change without notice.

LITHONIA LIGHTING
One Lithonia Way • Conyers, Georgia 30012 • Phone: 800.279.8041 • www.lithonia.com
© 2013-2019 Acuity Brands Lighting, Inc. All rights reserved.
DSXW1-LED
Rev. 3/06/19