

Slide Gate Notes

Aluminum cantilever slide gates shall conform to ASTM Specification F-1184 "Specification for Industrial and Commercial Horizontal Sliding Gates" and to the following specifications:

ENCLOSED TOP TRACK shall be a single track and rail aluminum extension weighing 5.25 pounds per foot and shall have a minimum 1-1/4" wall thickness at any dimension. The track shall be designed to reduce lateral movement. The top track shall conceal the truck assembly and protect it from the elements. Top track shall be formed to accept the 2"x 2" square vertical members and 1-1/4"x 1-1/4" square diagonal members of the gate.

BOTTOM TRACK shall be a single aluminum extrusion formed to accept the 2" vertical and 1-1/4" diagonal members of the gate. Wall thickness of bottom track shall be minimum 3/16" in cross section. The bottom frame shall also be designed to reduce lateral movement.


SAFETY SEAL: Both top and bottom tracks shall be extended to include a keyway into which the ends of the filler material (such as chain link fabric) shall fit and protect both bystanders and the gate.

GATE FRAMES: Vertical members shall be made of 2" square aluminum tubing, with a 1/8" wall thickness, alloy 6063-T6, weighing 1.09 pounds per lineal foot. Verticals shall be welded top and bottom to form a rigid unit. Diagonal members shall be made of 1-1/4" square aluminum tubing, with 1/8" wall thickness, alloy 6063-T6, weighing .655 pounds per lineal foot. Diagonal bracing shall be solidly welded in each section (or bay) to prevent sagging.

TRUCK ASSEMBLIES shall consist of two (2) heavy duty swivel type trucks having four horizontal wheels with factory sealed and roller bearing inner wheels. The two (2) heavy duty lateral wheels to insure alignment of the truck in the top track.

HARDWARE: All gate hangers, latches, brackets, and associated hardware shall be galvanized after fabrication. Hardware shall meet or exceed ASTM specifications F 626 & A 153.

GATE POSTS: Gates shall be installed on 4" O.D Schedule 40 galvanized posts weighing 9.11 pounds per foot.



**ENGINEERING**  
—ENGINEERING & SURVEYING—  
**SOLUTIONS**

50 SE 30TH STREET  
LEE'S SUMMIT, MO 64082  
P:(816) 623-9888 F:(816) 623-9849

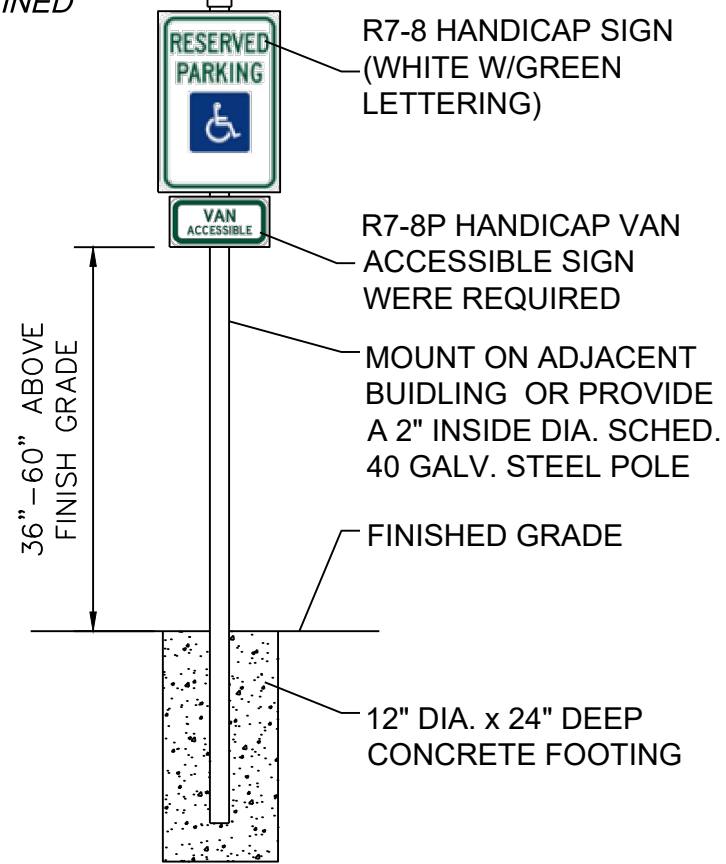
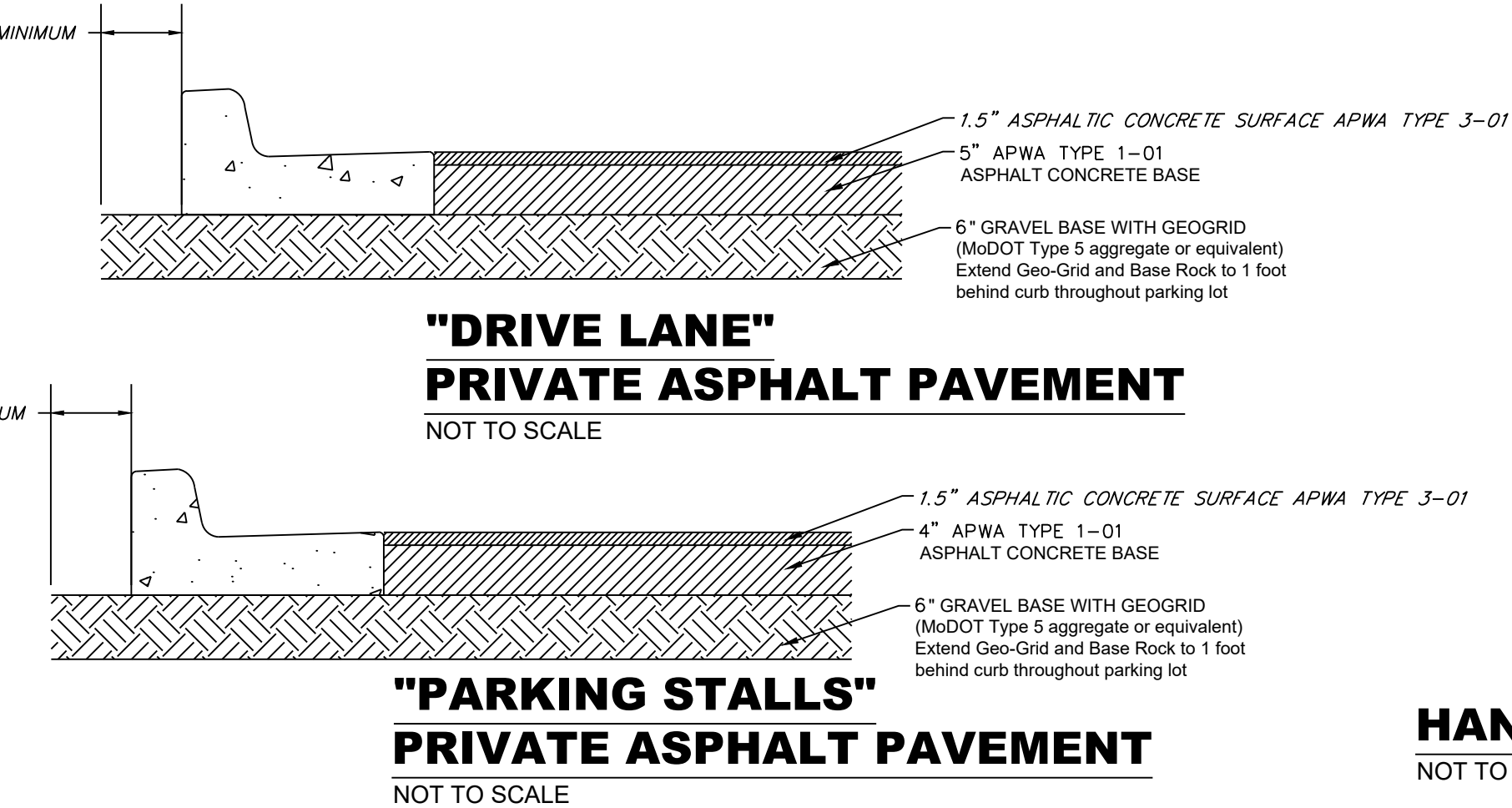
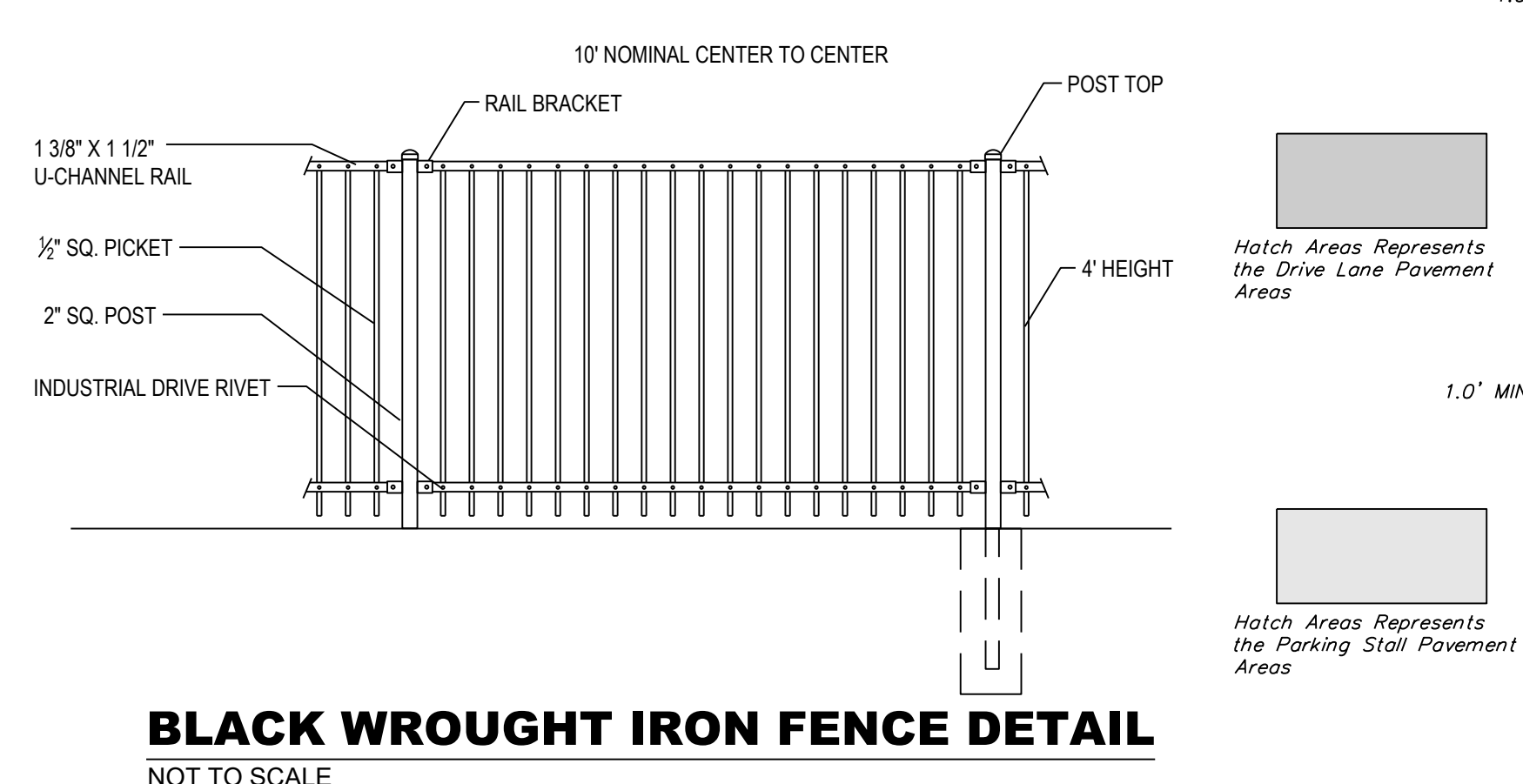
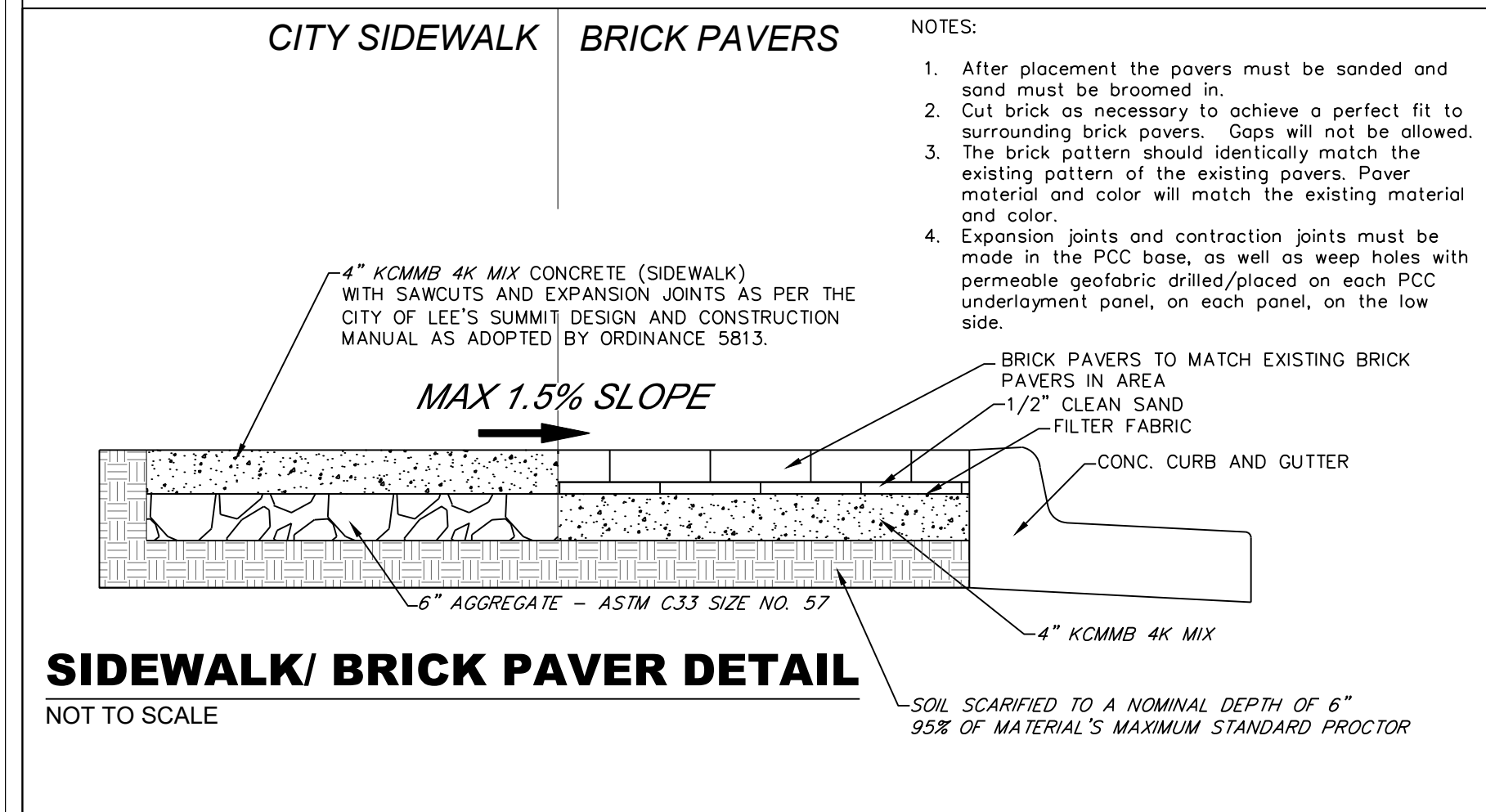
**Professional Registration**  
Missouri  
*Engineering 2005002186-D*  
*Surveying 2005006319-D*  
Kansas  
*Engineering E-1695*  
*Surveying LS-218*  
Oklahoma  
*Engineering 6254*  
Nebraska  
*Engineering CA2821*

Construction Plans for:  
Reece Nichols  
Lee's Summit, Jackson County, Missouri

Project:  
REECE AND  
NICHOLS, LSMO

Issue Date:  
January 29, 2019

**SITE PLAN**  
Construction Plans for:  
Reece Nichols  
Lee's Summit, Jackson County, Missouri



Matthew J. Schlich  
MO PE 2006019701  
KS PE 19071  
OK PE 25226

---

REVISIONS

|   |                |
|---|----------------|
| 1 | Revised 4/2/19 |
| 2 | Revised 5/8/19 |
| 3 | Revised 6/6/19 |
|   |                |
|   |                |
|   |                |
|   |                |