

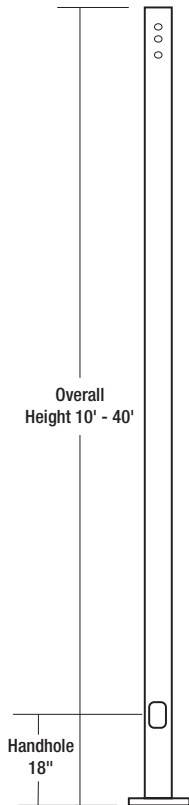
SSS-H SERIES POLES

SQUARE STRAIGHT STEEL

Cat.#	
Job	Type
Approvals	



HUBBELL
Outdoor Lighting



APPLICATIONS

- Lighting installations for side and top mounting of luminaires with effective projected area (EPA) not exceeding maximum allowable loading of the specified pole in its installed geographic location

CONSTRUCTION

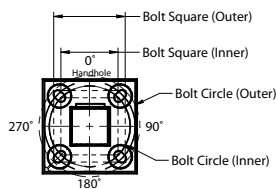
- **SHAFT:** One-piece straight steel with square cross section, flat sides and minimum 0.23" radius on all corners; Minimum yield of 46,000 psi (ASTM-A500, Grade B); Longitudinal weld seam to appear flush with shaft side wall; Steel base plate with axial bolt circle slots welded to pole shaft having minimum yield of 36,000 psi (ASTM A36)
- **BASE COVER:** Two-piece square aluminum base cover included standard
- **POLE CAP:** Pole shaft supplied with removable cover when applicable; Tenon and post-top configurations also available
- **HAND HOLE:** Rectangular 3x5 steel hand hole frame (2.38" x 4.38" opening); Mounting provisions for grounding lug located behind gasketed cover
- **ANCHOR BOLTS:** Four galvanized anchor bolts provided per pole with minimum yield of 55,000 psi (ASTM F1554). Galvanized hardware with two washers and two nuts per bolt for leveling

FINISH

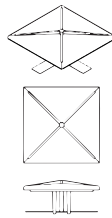
- Durable thermoset polyester powder coat paint finish with nominal 3.0 mil thickness
- Powder paint prime applied over "white metal" steel substrate cleaned via mechanical shot blast method
- Decorative finish coat available in seven standard colors; Custom colors available; RAL number preferable; Internal protective coating available

WAREHOUSE 'STOCKED' POLES:

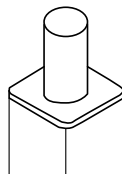
- SSSH20-40A-4-HV-DB-RDC, SSSH25-40A-4-HV-DB-RDC and SSSH30-50B-4-HV-DB-RDC
- The HV designation in the above catalog numbers is a combination drill pattern of the Hubbell Outdoor S2 pattern and the Beacon B3/B4 Viper pattern (rectangular arm mounting)



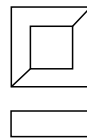
POLE CAP



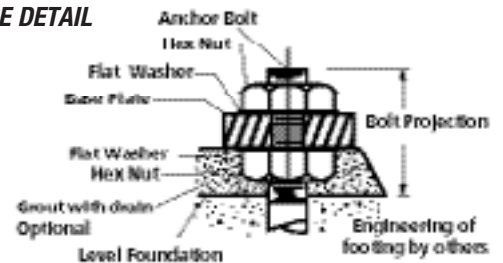
TENON



BASE COVER



BASE DETAIL



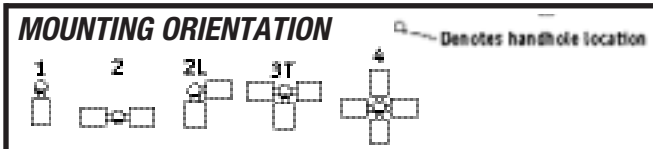
ORDERING INFORMATION

ORDERING EXAMPLE:

SSS-H - 25 - 40 - A/B/C - 2L - S2 - DB - UL

Reference page 2 for available configurations

SERIES	HEIGHT	SHAFT	THICKNESS	MOUNTING	DRILL PATTERN	FINISH	OPTIONS
SSS-H Square Straight Steel Pole Hubbell Outdoor	Reference page 2 Ordering matrix	Reference page 2 Ordering matrix	Reference page 2 Ordering matrix	1 Single arm mount 2 Two fixtures at 180° 2L Two fixtures at 90° 3T Three fixtures at 90° 4 Four fixtures at 90° TA Tenon (2.38" OD x 4" Tall) TB Tenon (2.88" OD x 4" Tall) TC Tenon (3.5" OD x 6" Tall) TR¹ Removable Tenon (2.375 x 4.25) OT Open Top (includes pole cap)	S2 #2 2 bolt 3.5" pattern 	DB Dark Bronze Textured BL Black Textured WH White Textured GR Gray Textured PS Platinum Silver Smooth CC Custom Color	HSC Internal Coating (Hubbell Seal) GFI² 20 Amp GFCI Receptacle and Cover EHH² Extra Handhole C05² .5" Coupling C07² .75" Coupling C20² 2" Coupling MPB² Mid-pole Luminaire Bracket VM2 2nd mode vibration damper LAB Less Anchor Bolts UL UL Certified



ACCESSORIES- Order Separately

Catalog Number	Description
VM1³	1st mode vibration damper
VM2SXX	2nd mode vibration damper

1 Removable tenon used in conjunction with side arm mounting. First specify desired arm configuration followed by the "TR" notation. Example: **SSS-H-25-40-A-1-S2-TR-DB**
 2 Specify option location using logic found on page 2 (Option Orientation)
 3 VM1 recommended on poles 20' and taller with EPA of less than 1.



Hubbell Outdoor Lighting • 701 Millennium Boulevard • Greenville, SC 29607 • Phone: 864-678-1000
 Due to our continued efforts to improve our products, product specifications are subject to change without notice.



ORDERING INFORMATION Cont.

Catalog Number	Height		Nominal Shaft Dimensions	Wall Thickness	Bolt Circle (suggested)	Bolt Circle (range)	Bolt Square (range)	Base Plate Square	Anchor bolt size	Bolt Projection	Pole weight
	Feet	Meters									
SSS-H-10-40-A-XX-XX	10	3.0	4" square	0.125"	9"	8" - 10"	5.66" - 7.07"	9"	3/4" x 30" x 3"	3.5	77
SSS-H-12-40-A-XX-XX	12	3.7	4" square	0.125"	9"	8" - 10"	5.66" - 7.07"	9"	3/4" x 30" x 3"	3.5	90
SSS-H-14-40-A-XX-XX	14	4.3	4" square	0.125"	9"	8" - 10"	5.66" - 7.07"	9"	3/4" x 30" x 3"	3.5	103
SSS-H-16-40-A-XX-XX	16	4.9	4" square	0.125"	9"	8" - 10"	5.66" - 7.07"	9"	3/4" x 30" x 3"	3.5	116
SSS-H-18-40-A-XX-XX	18	5.5	4" square	0.125"	9"	8" - 10"	5.66" - 7.07"	9"	3/4" x 30" x 3"	3.5	129
SSS-H-20-40-A-XX-XX	20	6.1	4" square	0.125"	9"	8" - 10"	5.66" - 7.07"	9"	3/4" x 30" x 3"	3.5	142
SSS-H-25-40-A-XX-XX	25	7.6	4" square	0.125"	9"	8" - 10"	5.66" - 7.07"	9"	3/4" x 30" x 3"	3.5	175
SSS-H-14-40-B-XX-XX	14	4.3	4" square	.188"	11"	10" - 12"	7.07" - 8.48"	10.50"	3/4" x 30" x 3"	3.5	152
SSS-H-16-40-B-XX-XX	16	4.9	4" square	.188"	11"	10" - 12"	7.07" - 8.48"	10.50"	3/4" x 30" x 3"	3.5	171
SSS-H-18-40-B-XX-XX	18	5.5	4" square	.188"	11"	10" - 12"	7.07" - 8.48"	10.50"	3/4" x 30" x 3"	3.5	190
SSS-H-20-40-B-XX-XX	20	6.1	4" square	.188"	11"	10" - 12"	7.07" - 8.48"	10.50"	3/4" x 30" x 3"	3.5	209
SSS-H-25-40-B-XX-XX	25	7.6	4" square	.188"	11"	10" - 12"	7.07" - 8.48"	10.50"	3/4" x 30" x 3"	3.5	257
SSS-H-30-40-B-XX-XX	30	9.1	4" square	.188"	11"	10" - 12"	7.07" - 8.48"	10.50"	3/4" x 30" x 3"	3.5	304
SSS-H-16-50-B-XX-XX	16	4.9	5" square	.188"	11"	10.25" - 13.25"	7.25" - 9.37"	11.50"	1" x 36" x 4"	4.5	219
SSS-H-18-50-B-XX-XX	18	5.5	5" square	.188"	11"	10.25" - 13.25"	7.25" - 9.37"	11.50"	1" x 36" x 4"	4.5	243
SSS-H-20-50-B-XX-XX	20	6.1	5" square	.188"	11"	10.25" - 13.25"	7.25" - 9.37"	11.50"	1" x 36" x 4"	4.5	267
SSS-H-25-50-B-XX-XX	25	7.6	5" square	.188"	11"	10.25" - 13.25"	7.25" - 9.37"	11.50"	1" x 36" x 4"	4.5	327
SSS-H-30-50-B-XX-XX	30	9.1	5" square	.188"	11"	10.25" - 13.25"	7.25" - 9.37"	11.50"	1" x 36" x 4"	4.5	387
SSS-H-25-50-C-XX-XX	25	7.6	5" square	.25"	11"	10.25" - 13.25"	7.25" - 9.37"	11.50"	1" x 36" x 4"	4.5	427
SSS-H-30-50-C-XX-XX	30	9.1	5" square	.25"	11"	10.25" - 13.25"	7.25" - 9.37"	11.50"	1" x 36" x 4"	4.5	507
SSS-H-20-60-B-XX-XX	20	6.1	6" square	.188"	12"	11.00" - 13.25"	7.81" - 9.37"	12.25"	1-1/4" x 42" x 6"	5.0	329
SSS-H-25-60-B-XX-XX	25	7.6	6" square	.188"	12"	11.00" - 13.25"	7.81" - 9.37"	12.25"	1-1/4" x 42" x 6"	5.0	404
SSS-H-30-60-B-XX-XX	30	9.1	6" square	.188"	12"	11.00" - 13.25"	7.81" - 9.37"	12.25"	1-1/4" x 42" x 6"	5.0	479
SSS-H-35-60-B-XX-XX	35	10.7	6" square	.188"	12"	11.00" - 13.25"	7.81" - 9.37"	12.25"	1-1/4" x 42" x 6"	5.0	554
SSS-H-40-60-B-XX-XX	40	12.2	6" square	.188"	12"	11.00" - 13.25"	7.81" - 9.37"	12.25"	1-1/4" x 42" x 6"	5.0	629
SSS-H-30-60-C-XX-XX	30	9.1	6" square	.25"	12"	11.00" - 13.25"	7.81" - 9.37"	12.25"	1-1/4" x 42" x 6"	5.0	614
SSS-H-35-60-C-XX-XX	35	10.7	6" square	.25"	12"	11.00" - 13.25"	7.81" - 9.37"	12.25"	1-1/4" x 42" x 6"	5.0	712
SSS-H-40-60-C-XX-XX	40	12.2	6" square	.25"	12"	11.00" - 13.25"	7.81" - 9.37"	12.25"	1-1/4" x 42" x 6"	5.0	809

NOTE: Factory supplied template must be used when setting anchor bolts. Hubbell Lighting will deny any claim for incorrect anchorage placement resulting from failure to use factory supplied template and anchor bolts.

EHH - EXTRA HANDHOLE

Provision for Grounding

C05 - C07 - C20 - COUPLING

2" - 11.5 NPSC Threads
3/4" - 14 NPSC Threads
1/2" - 14 NPSC Threads

VM1 - VIBRATION DAMPER 1ST MODE

Field Installed Pole Top damper designed to reduce pole top deflection or sway. VM1 is recommended for pole systems 25' and taller with a total EPA of 1.0 or less.

VM2 - VIBRATION DAMPER 2ND MODE

Factory installed, internal damper designed to alter pole resonance to reduce movement and material fatigue caused by 2nd mode vibration.

VM2SXX - VIBRATION DAMPER 2ND MODE

Field installed, internal damper designed to alter pole resonance to reduce movement and material fatigue caused by 2nd mode vibration.

VM2S08 - 8'
VM2S12 - 12'
VM2S16 - 16'
VM2S20 - 20'
VM2S24 - 24'

GFI - 20 AMP GFCI RECEPTACLE & COVER

Wet Locations In-use Cover

MPB - MID POLE BRACKET

Arm, 3" Sq. x 13.5" long ships separately

OPTION ORIENTATION

Follow the logic below when ordering location specific options. For each option, include its orientation (in degrees) and its height (in feet). Example: Option C07 should be ordered as: **SSS-H-20-40-A-TA-DB-C07-0-15** (.5" coupling on the handhole/arm side of pole, 15 feet up from the pole base) 1' spacing required between option. Consult factory for other configurations.

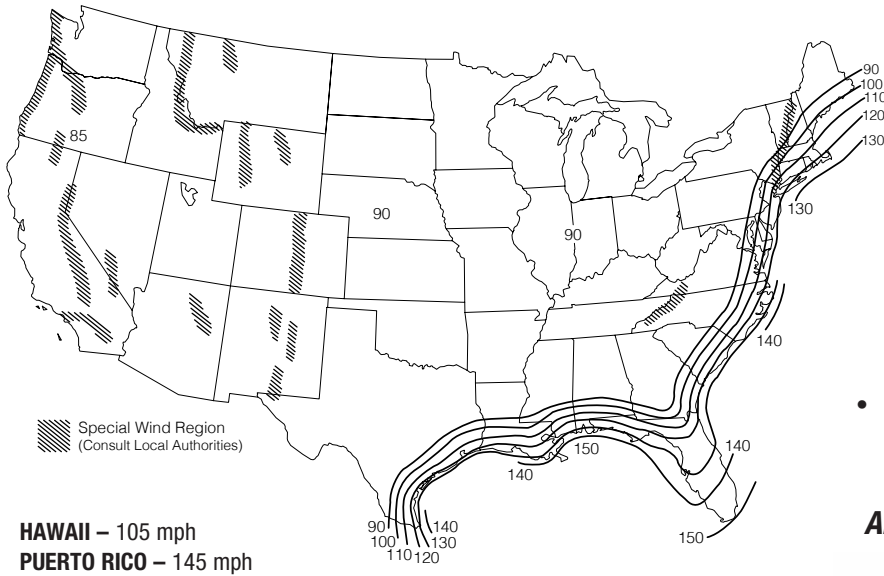
Handhole Orientation: 0°, 90°, 180°

Dimensions: 270" (height), 180" (width)

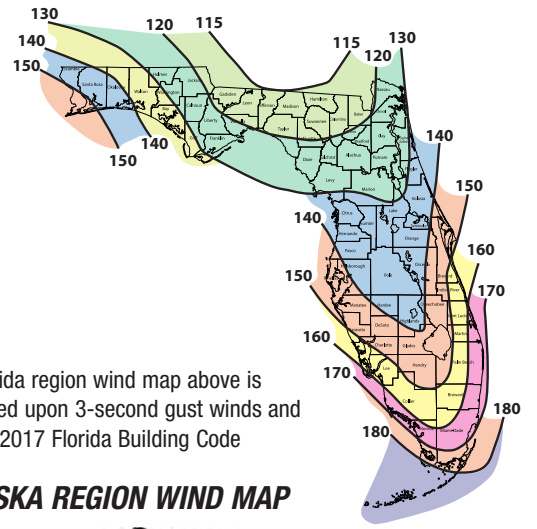
Labels: Bolt Square (Outer), Bolt Square (Inner), Bolt Circle (Outer), Bolt Circle (Inner)

For more information about pole vibration and vibration dampers, please consult http://cdn.hubbelloutdoor.com/content/products/literature/literature_files/Pole_Wind_Induced_Flyer_HLO10022.pdf
Due to our continued efforts to improve our products, product specifications are subject to change without notice.

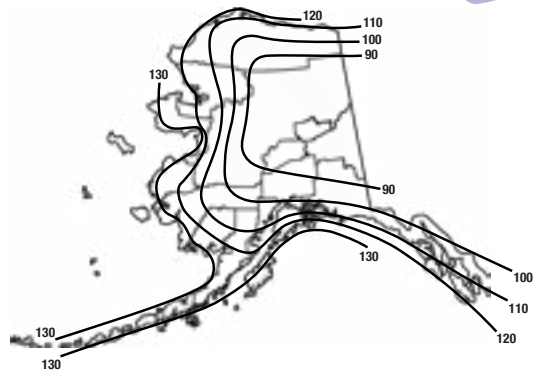
ASCE7-05 WIND MAP



FLORIDA REGION WIND MAP



ALASKA REGION WIND MAP



ASCE 7-05 wind map EPA Load Rating - 3 second gust wind speeds
(Use for all locations except Florida)

Catalog Number	85	90	100	105	110	120	130	140	145	150
SSS-H-10-40-A	25.0	25.0	25.0	22.8	20.6	17.0	14.2	11.9	11.0	10.1
SSS-H-12-40-A	25.0	25.0	20.0	18.0	16.1	13.2	10.8	8.9	8.1	7.4
SSS-H-14-40-A	23.1	20.4	16.1	14.3	12.8	10.2	8.2	6.6	5.9	5.3
SSS-H-16-40-A	19.0	16.7	13.0	11.5	10.1	7.9	6.2	4.7	4.1	3.6
SSS-H-18-40-A	15.6	13.6	10.0	9.0	7.8	5.9	4.4	3.1	2.6	2.1
SSS-H-20-40-A	12.7	10.9	7.9	6.9	5.9	4.2	2.8	1.7	1.3	0.9
SSS-H-25-40-A	7.3	5.9	3.8	2.9	2.1	0.8	NR	NR	NR	NR
SSS-H-14-40-B	25.0	25.0	23.3	20.8	18.6	15.1	12.3	10.2	9.2	8.4
SSS-H-16-40-B	25.0	24.9	19.4	17.3	15.4	12.3	9.9	8.0	7.2	6.4
SSS-H-18-40-B	24.0	20.8	16.1	14.2	12.5	9.8	7.7	6.1	5.3	4.7
SSS-H-20-40-B	20.2	17.5	13.2	11.6	10.1	7.7	5.9	4.4	3.8	3.2
SSS-H-25-40-B	12.8	11.0	7.9	6.7	5.5	3.7	2.3	1.2	0.7	NR
SSS-H-30-40-B	8.0	6.6	4.1	3.1	2.2	0.8	NR	NR	NR	NR
SSS-H-16-50-B	25.0	25.0	25.0	25.0	24.8	20.1	16.5	13.6	12.3	11.2
SSS-H-18-50-B	25.0	25.0	25.0	22.9	20.4	16.4	13.2	10.7	9.6	8.6
SSS-H-20-50-B	25.0	25.0	21.3	18.9	16.7	13.2	10.4	8.1	7.2	6.3
SSS-H-25-50-B	20.7	17.8	13.3	11.5	9.8	7.2	5.0	3.3	2.6	1.9
SSS-H-30-50-B	13.5	11.3	7.7	6.2	4.9	2.8	1.1	NR	NR	NR
SSS-H-25-50-C	25.0	25.0	19.4	17.1	15.1	11.7	9.0	6.9	6.0	5.1
SSS-H-30-50-C	20.1	17.3	12.7	10.9	9.3	6.6	4.5	2.8	2.1	1.4
SSS-H-20-60-B	25.0	25.0	25.0	25.0	25.0	20.2	16.1	12.9	11.5	10.3
SSS-H-25-60-B	25.0	25.0	20.6	18.0	15.6	11.8	8.7	6.2	5.2	4.2
SSS-H-30-60-B	21.4	18.1	12.9	10.7	8.8	5.7	3.3	1.3	NR	NR
SSS-H-35-60-B	14.0	11.3	6.9	5.2	3.6	1.0	NR	NR	NR	NR
SSS-H-40-60-B	8.1	5.8	2.2	nr	NR	NR	NR	NR	NR	NR
SSS-H-30-60-C	24.3	20.5	14.6	12.2	10.2	6.8	4.2	2.2	1.3	0.5
SSS-H-35-60-C	16.6	13.5	8.6	6.6	4.9	2.1	NR	NR	NR	NR
SSS-H-40-60-C	10.6	7.9	3.7	2.1	0.6	NR	NR	NR	NR	NR

Florida Building Code 2017 EPA Load Rating - 3 second gust wind speeds
(Use for Florida only)

Catalog Number	115	120	130	140	150	160	170	180
SSS-H-10-40-A	25.0	25.0	25.0	25.0	21.4	18.4	15.9	13.9
SSS-H-12-40-A	25.0	25.0	23.6	19.8	16.7	14.2	12.1	10.4
SSS-H-14-40-A	25.0	23.1	19.0	15.7	13.1	10.9	9.1	7.6
SSS-H-16-40-A	20.8	18.7	15.2	12.3	10.1	8.2	6.7	5.4
SSS-H-18-40-A	16.8	15.0	11.9	9.4	7.5	5.9	4.5	3.4
SSS-H-20-40-A	13.6	11.9	9.2	7.1	5.3	3.9	2.7	1.7
SSS-H-25-40-A	7.4	6.2	4.1	2.5	1.1	NR	NR	NR
SSS-H-14-40-B	25.0	23.6	19.4	16.1	13.4	11.2	9.4	7.8
SSS-H-16-40-B	21.4	19.2	15.6	12.7	10.4	8.5	6.9	5.6
SSS-H-18-40-B	17.2	15.4	12.2	9.7	7.7	6.1	4.7	3.6
SSS-H-20-40-B	13.9	12.3	9.5	7.3	5.5	4.1	2.9	1.9
SSS-H-25-40-B	7.7	6.4	4.3	2.6	1.3	NR	NR	NR
SSS-H-30-40-B	3.2	2.1	NR	NR	NR	NR	NR	NR
SSS-H-16-50-B	25.0	25.0	25.0	25.0	25.0	21.4	18.2	15.5
SSS-H-18-50-B	25.0	25.0	25.0	24.4	20.4	17.0	14.2	11.9
SSS-H-20-50-B	25.0	25.0	24.4	19.9	16.3	13.4	11.0	8.9
SSS-H-25-50-B	21.8	19.3	15.0	11.5	8.8	6.5	4.7	3.1
SSS-H-30-50-B	13.7	11.7	8.2	5.5	3.3	1.5	NR	NR
SSS-H-25-50-C	21.8	19.3	15.0	11.5	8.8	6.5	4.7	3.1
SSS-H-30-50-C	13.7	11.7	8.2	5.5	3.3	1.5	NR	NR
SSS-H-20-60-B	25.0	25.0	25.0	21.9	17.8	14.5	11.7	9.4
SSS-H-25-60-B	23.8	20.9	16.1	12.3	9.2	6.6	4.5	2.8
SSS-H-30-60-B	14.6	12.3	8.4	5.3	2.8	0.8	NR	NR
SSS-H-35-60-B	7.5	5.6	2.4	NR	NR	NR	NR	NR
SSS-H-40-60-B	1.8	NR	NR	NR	NR	NR	NR	NR
SSS-H-30-60-C	14.6	12.3	8.4	5.3	2.8	0.8	NR	NR
SSS-H-35-60-C	7.5	5.6	2.4	NR	NR	NR	NR	NR
SSS-H-40-60-C	1.8	NR	NR	NR	NR	NR	NR	NR



HUBBELL
Outdoor Lighting

Hubbell Outdoor Lighting • 701 Millennium Boulevard • Greenville, SC 29607 • Phone: 864-678-1000

Due to our continued efforts to improve our products, product specifications are subject to change without notice.



HUBBELL
Lighting

NOTES

- Allowable EPA, to determine max pole loading weight, multiply allowable EPA by 30 lbs.
- The tables for allowable pole EPA are based on the ASCE 7-05 Wind Map or the Florida Region Wind Map for the 2010 Florida Building Code. The Wind Maps are intended only as a general guide and cannot be used in conjunction with other maps. Always consult local authorities to determine maximum wind velocities, gusting and unique wind conditions for each specific application
- Allowable pole EPA for jobsite wind conditions must be equal to or greater than the total EPA for fixtures, arms, and accessories to be assembled to the pole. Responsibility lies with the specifier for correct pole selection. Installation of poles without luminaires or attachment of any unauthorized accessories to poles is discouraged and shall void the manufacturer's warranty
- Wind speeds and listed EPAs are for ground mounted installations. Poles mounted on structures (such as bridges and buildings) must consider vibration and coefficient of height factors beyond this general guide; Consult local and federal standards
- Wind Induced Vibration brought on by steady, unidirectional winds and other unpredictable aerodynamic forces are not included in wind velocity ratings. Consult Hubbell Lighting's Pole Vibration Application Guide for environmental risk factors and design considerations. http://cdn.hubbelloutdoor.com/content/products/literature/literature_files/Pole_Wind_Induced_Flyer_HLOI0022.pdf
- Extreme Wind Events like, Hurricanes, Typhoons, Cyclones, or Tornadoes may expose poles to flying debris, wind shear or other detrimental effects not included in wind velocity ratings

Due to our continued efforts to improve our products, product specifications are subject to change without notice.



HUBBELL
Outdoor Lighting

Hubbell Outdoor Lighting • 701 Millennium Boulevard • Greenville, SC 29607 • Phone: 864-678-1000
Due to our continued efforts to improve our products, product specifications are subject to change without notice.



HUBBELL
Lighting

© 2015 HUBBELL OUTDOOR LIGHTING, All Rights Reserved • For more information visit our website: www.hubbelloutdoor.com • Printed in USA **SSS-H POLES-SPEC 6/17**