Schedule											
Symbol	Label	Image	QTY	Catalog Number	Description	Lamp	Number Lamps	Lumens per Lamp	LLF	Wattage	Polar Plot
	A		6	OLCS B WH	OUTDOOR CAST SCONCE W/CW3 FROSTED LENS, WHITE	LED	1	522	0.9	8.93	Max: 179cd
	B		7	W4P LED 10C 700 40K TYPI	W4P LED, 10 LED'S, 700mA DRIVER, 4000K CCT, TYPE 3 OPTICS	LED	1	2183	0.9	26	Max: 1279cd
	C		4	HZL1N L48 7000LM XX 50K FST XX XX	4' STRIPLIGHT WITH DIFFUSE LENS, 7000LM 80 CRI, 5000K	LED	1	7231	0.9	72.4	Max: 2763cd
	D		4	ATB2 80BLEDE8S XXXXX 8A	ATB2 SERIES 224W LED 850MA TYPE 4 4000K CCT	LED Array	1	25349	1	224	Max: 1724cd

Statistics						
Description	Symbol	Avg	Max	Min	Max/Min	Avg/Min
SITE CALCULATIONS	+	1.0 fc	6.9 fc	0.1 fc	69.0:1	10.0:1

Note

1. Readings shown are based on a total LLF as shown at grade. Data references the extrapolated performance projections in a 25c ambient based on 10,000 hrs of LED testing (per IESNA LM-80-08 and projected per IESNA TM-21-11)
2. Please refer to the "luminaire locations" table for mounting heights..
3- Product information can be obtained at www.Holophane.com or through your local agency.
4. Please note this analysis does not comply with minimal IESNA levels for parking and pedestrian safety. Acuity Brands will not be liable for any safety issues that may arise from the installation of this design.

LITHONIA LIGHTING

Catalog Number
Notes
Type

FEATURES & SPECIFICATIONS

INTENDED USE — The OLCS provides a wave of maximum-or-free general illumination for residential and commercial outdoor applications such as walkways, doorways/entrances, columns, and stairways.

CONSTRUCTION — One-piece, seamless, cast aluminum housing with a durable, corrosion-resistant finish that provides superior resistance to corrosion and weathering. A tightly controlled multi-stage process ensures a minimum 3 mils thickness for a finish that can withstand extreme climate changes without cracking or peeling.

Polycarbonate CW3 lens/cover protects LEDs.

Fixture weight: c. 2.9 lbs.

OPTICS — 44 high-performance LEDs produce up to 513 lumens and maintain 70% of light output at 50,000 hours of service.

LED Wattage based on IESNA LM-80-08 & 10 results and calculated per IESNA TM-21-11 methodology.

White polycarbonate diffuser provides a soft white light at 4000K CCT.

See Lighting Facts Labels for specific fixture performance.

ELECTRICAL — Fixture operates at 120 volts, 60Hz.

Standard input — 6 watts.

Operating temperature: -30°C to 40°C.

Amps at 120V = .05A

Surge protection — 2.5kV.

INSTALLATION — Mounts easily to recessed junction box (by others).

COMPLIANCE — Conforms to U.S. and Canadian safety standards for wet locations.

Suitable for installation within 3 feet of sound-sensitive areas.

To meet in accordance with IESNA LM-79 and LM-80 standards.

WARRANTY — 5-year limited warranty. Complete warranty terms located at www.acuitybrands.com/CommercialSolutions/Terms_and_conditions.aspx

Actual performance may differ as a result of end-user environment and application.

Note: Specifications subject to change without notice.

Outdoor General Purpose

OLCS

OUTDOOR LED CAST SCONCE

ORDERING INFORMATION All configurations of this product are considered "standard" and have short lead times. **Example:** OLCS B 50W

OLCS			
Series:	Light engines:	Color temperature (CCT):	Voltage:	Finish:
OLCS	B	(blank): 4000K	(blank): 120V	DDB: Dark bronze BWH: White

Notes:
1 Nominal Correlated Color Temperature (CCT) per ANSI C78.377-2008.

DECORATIVE INDOOR & OUTDOOR

OLCS

DLC Listed — Qualifying luminaires are listed on the DLC QPL

Exceeds ANSI C82.77 guidelines for harmonic current emissions

Autobahn Series ATB2

Roadway Lighting

PRODUCT OVERVIEW

Applications:

- Roadways
- Off ramps
- Residential streets
- Parking lots

DIMENSIONS

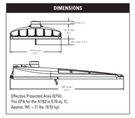

Features:

OPTICAL

Same Light: Performance is comparable to 250-400W HPS roadway luminaires.

White Light: Correlated color temperature - standard 4000K, 70 CRI minimum or optional 5000K, 70 CRI minimum.

Unique IP66 rated LED light engines provided 0% uplight and restrict backlight to within sidewalk depth, providing optimal application coverage and optimal pole spacing.

Available in Type II, III, IV, & V roadway distributions.

ELECTRICAL

Expected Life: LED light engines are rated >100,000 hours at 25°C, L70. Electronic driver has an expected life of 100,000 hours at a 25°C ambient.

Lower Energy: Saves an average of 40-60% over comparable HPS platforms.

Robust Surge Protection: Three different surge protection options provide a minimum of IEEE/ANSI C62.41 Category C (10kV/5kA) protection. 20kV/10kA protection is also available.

MECHANICAL

Easy to Maintain: Includes standard AEL Sinoman-friendly features such as tool-less entry, 3 station terminal block and quick disconnects. Bubble level located inside the electrical compartment for easy leveling at installation.

Rugged die-cast aluminum housing is polyester powder-coated for durability and corrosion resistance. Rigorous five-stage pre-treating and painting process yields a finish that achieves a scribe creepage rating of 8 (per ASTM D1654) after over 1000 hours exposure to salt fog chamber (operated per ASTM B117) Optional Enhanced Corrosion Resistant finish (CR) increases the salt spray exposure to 5000 hours.

Four-bolt mast arm mount is adjustable for arms from 1-1/4" to 2" (1-5/8" to 2-3/8" O.D.) diameter and provides a 3G vibration rating per ANSI C136.

Wildlife shield is cast into the housing (not a separate piece).

CONTROLS

NEMA 3 Pre photocontrol receptacle is standard, with the Acuity designed ANSI 3 Pin and 7 Pin receptacles optionally available.

Premium solid state locking sale photocontrol - PCSS (10-year rated life). Extreme long life solid state locking style photocontrol - PCLL (20-year rated life).

Multi-level dimming available to provide scheduled dimming as specified by the customer.

Optional onboard Adjustable Output module allows the light output and input wattage to be modified to meet site specific requirements, and can also allow a single fixture to be flexibly applied in many different applications.

STANDARDS

DesignLights Consortium® (DLC) qualified product. Not all versions of this product may be DLC qualified. Please check the DLC Qualified Products List at www.designlights.org/QPL to confirm which versions are qualified.

Rated for -40°C to 40°C ambient.

CSA Certified to U.S. and Canadian standards

Complies with ANSI C136.2, C136.10, C136.14, C136.31, C136.15, C136.37

Note: Specifications subject to change without notice.
Autobahn Series - ATB1, ATB2, ATB3

HOLOPHANE

Catalog Number
Notes
Type

FEATURES & SPECIFICATIONS

INTENDED USE — Built on the compact, low-profile Z-ring enclosure, this LED ring offers long maintenance intervals and exceptional thermal management and longevity. Ideal for parking lots and other roadway applications in T3 and T4 lengths. Ideal for uplight and downlight in commercial, retail, manufacturing, warehouse, store and display applications. **Certain airborne contaminants can diminish integrity of warrants. Click here for Acuity Environmental Compatibility table for suitability uses.**

CONSTRUCTION — Compact design channel and cover are formed from code-gauge cold rolled steel. Easy to install one degree included for continuous row mounting.

Finish: Paint options include high-gloss, baked white enamel (WH), galvanized (GAV), matte black (MB) and smoke gray (SMGY). Five stage iron phosphate pre-treatment ensures superior paint adhesion and durability.

OPTICS — Standard diffuser snap on/snap off lens eliminates pixels, improves uniformity and minimizes glare. A 5 DBG option available.

ELECTRICAL — Utilizes high-output LEDs integrated on a two-layer circuit board, ensuring cool running operation. Internal pluggable wiring harness prevents wiring errors. Electronic LED drivers rated for 7x input watts maximum (see Operational Data on page two for actual wattage consumption). **multi-volt input and 0-10V dimming standard.** This fixture is designed to withstand a maximum line surge of 1.5kV at 0.75kA combination wave for indoor locations. For applications requiring higher level of protection, please consult factory for available options.

LDs operate Hi-Pot at 2400V, 1.5kV, 4.0kV or 10kV.

Lumen output ranges to 2,000 lumens per foot. Ta 90°F (30°C) ambient environments. Luminaire should be installed in applications where ambient temperatures do not exceed 90°F (30°C).

INSTALLATION — Tool-less channel cover for easy installation.

Fixture may be surface, pendant or cone mounted. Three-point aligned hole in plate for easy continuous row mounting.

LISTINGS — UL Listed. CSA certified to US and Canadian safety standards. For use in damp locations between -4°F (-20°C) and 86°F (30°C).

DesignLights Consortium® (DLC) qualified product. Not all versions of this product may be DLC qualified. Please check the DLC Qualified Products List at www.designlights.org to confirm which versions are qualified.

WARRANTY — 5-year limited warranty. Complete warranty terms located at www.acuitybrands.com/CommercialSolutions/Terms_and_conditions.aspx

NOTE: Actual performance may differ as a result of end-user environment and application.

All measurements are nominal. All ratings are based on laboratory conditions at 25 °C.

Specifications subject to change without notice.

LED Streetlight

HZL1N

24", 48" and 96" Lengths

L1series

Lensed

Capable Luminaire

This item is an A+ capable luminaire, which has been designed and tested to provide consistent color appearance and out-of-the-box control compatibility with simple commissioning.

- All configurations of this luminaire meet the Acuity Brands' specification for chromatic consistency.
- This luminaire is part of an A+ Certified solution for nLight® or SiteWatch® Wireless control networks marked by a SiteWatch Compatible.

To learn more about A+, visit www.acuitybrands.com/aplus.

*See ordering tree for details.

HZL1N
Page 1 of 3

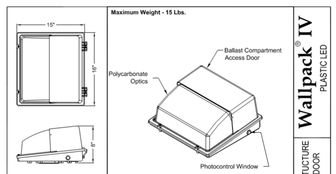

W4PLED

ORDERING INFORMATION:

Series: W4PLED

LED's: 30C = 30 LED (ONE ENGINE), 20C = 20 LED (ONE ENGINE)

DRIVE CURRENT: 700 = 700 mA (.7A)

COLOR TEMPERATURE: 40K = 4000K, 50K = 5000K

DISTRIBUTION: T3M = TYPE III MEDIUM

FINISH: DNZGP = DARK BRONZE GLOSS, WHXGP = WHITE GLOSS, BKXGP = BRONZE

VOLTAGE: MVOLT = MULTIVOLT *; 120 = 120 VOLT *; 208 = 208 VOLT *; 240 = 240 VOLT *; 277 = 277 VOLT *; 347 = 347 VOLT *; 480 = 480 VOLT *

CONTROL OPTIONS SHIPPED INSTALLED: PE = PHOTOCELL, DIMMING, BUTTON TYPE

OPTIONS SHIPPED INSTALLED: SF = SINGLE FUSING, 120, 277 & 347 VOLTS *; DF = DOUBLE FUSING, 208, 240 & 480 VOLTS *; TP = TAMPER RESISTANT SCREWS; HS = HOUSE SIDE SHIELD; SPD = SUPPRESSIVE SURGE PROTECTION; LWG = WIRE GUARD **

ACCESSORIES: WGPHCSU = WIRE GUARD **

NOTES:
1. MVOLT driver operates on any line voltage from 120-277V (50/60 Hz). Specify 120, 208,240 or 277 options only when ordering with fusing (SF,DF or combination of both).
2. Not Available with 10C option.
3. Must specify voltage; not available with MVOLT or 480 voltage voltage option.
4. Not available with 347 voltage option. Not available with 20C option. Double fuse (DF) requires 208,240 or 480 voltage option.
5. Requires field modification (cut) when ordered as a separate accessory).
6. Cutting, is pre-ordered for guard. Wire Guard ships separately.

Wallpack® IV
PLASTIC LED
INFRASTRUCTURE OUTDOOR
HOLOPHANE

SCHEDULE #:
TYPE:
DATE: 8-25-15
DRAWING #: 1 OF 2

THIS DOCUMENT HAS BEEN PREPARED BY HOLOPHANE AND CONTAINS PROPRIETARY INFORMATION. THE INFORMATION CONTAINED IN THIS DOCUMENT IS THE SOLE PROPERTY OF HOLOPHANE. ANY REPRODUCTION IN PART OR WHOLE WITHOUT THE WRITTEN PERMISSION OF HOLOPHANE IS PROHIBITED.

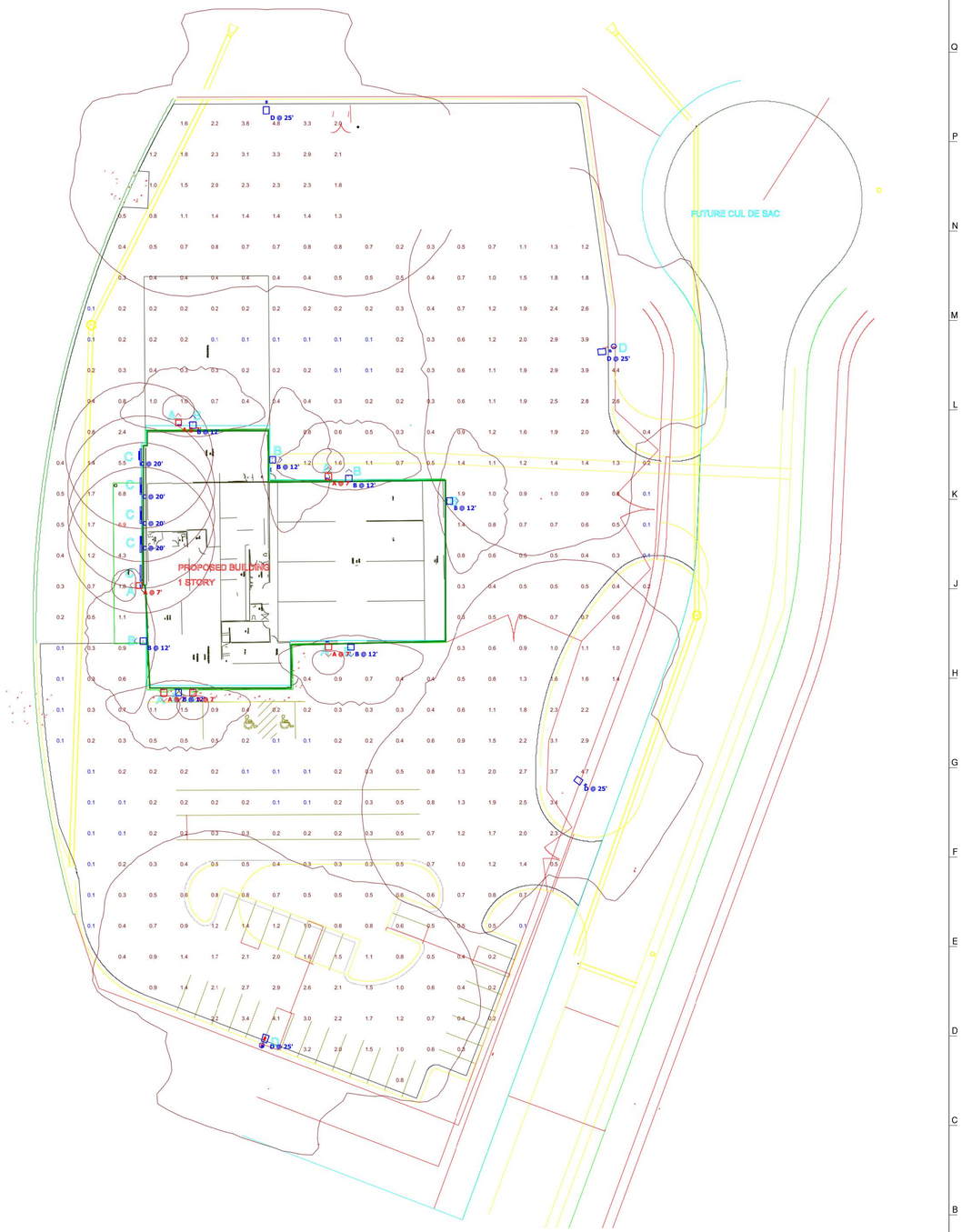

NORTH

ELECTRICAL PHOTOMETRIC PLAN

SITE PLAN

1/32" = 1'-0"

A1

TEVIS ARCHITECTS
www.tevisarchitects.com

LENEXA OFFICE:
8725 ROSEHILL RD STE 400
LENEXA, KS 66215
P: 913.599.3003
F: 913.599.3093

TOPEKA OFFICE:
1250 SW OAKLEY STE 200
TOPEKA, KS 66604
P: 785.234.6664

MEP ENGINEER
HD ENGINEERING & DESIGN
11656 W. 75TH STREET
SHAWNEE, KANSAS 66214
P: 913 222816.421.0950
F: 800 780 8608

STRUCTURAL ENGINEER
STAND STRUCTURAL ENGINEERS, INC
11827 W 112TH ST. #200
OVERLAND PARK, KS 66210
P: 913.214.2169

CIVIL ENGINEER
SCHLAGEL & ASSOCIATES, P.A.
14920 W. 107TH STREET
LENEXA, KS 66215
P: 913.492.5158
F: 913.492.8400

COLEMAN EQUIPMENT

5050 LAKEWOOD WAY
LEE'S SUMMIT, MO 64064

PN:	217001 HD# 32093
DRAWN BY:	SK
CHECKED BY:	JFH

NO.	ISSUE/REVISION	DATE
1	BID SET	06.21.2017

PHOTOMETRIC PLAN

E1.1

© 2017 TEVIS ARCHITECTURAL GROUP PA

SHEET FILE LOCATION: \\ROENAC\CCP\PROJMAR\ROBIND_DATA\FILESERVER\CLIENTFILES\TEVIS_ARCHITECTS_468\13740\20320\MISC\ELLANEOUS_1\ELEC BASE.DWG
LAST SAVED: 6/21/2017 9:52:09 AM BY: SCHAL