PROVIDE SHOP DRAWING SUBMITTALS FOR ALL FABRICATED METAL ASSEMBLIES FOR ARCHITECT'S APPROVAL PRIOR TO FABRICATION.

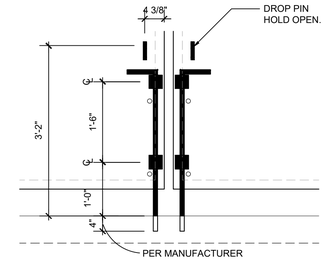

D6 A4.02 **GATE DETAIL** 3/4" = 1'-0"

D4 A4.02 **NOT USED** 3/4" = 1'-0"

D5 A4.02 **NOT USED** 3/4" = 1'-0"

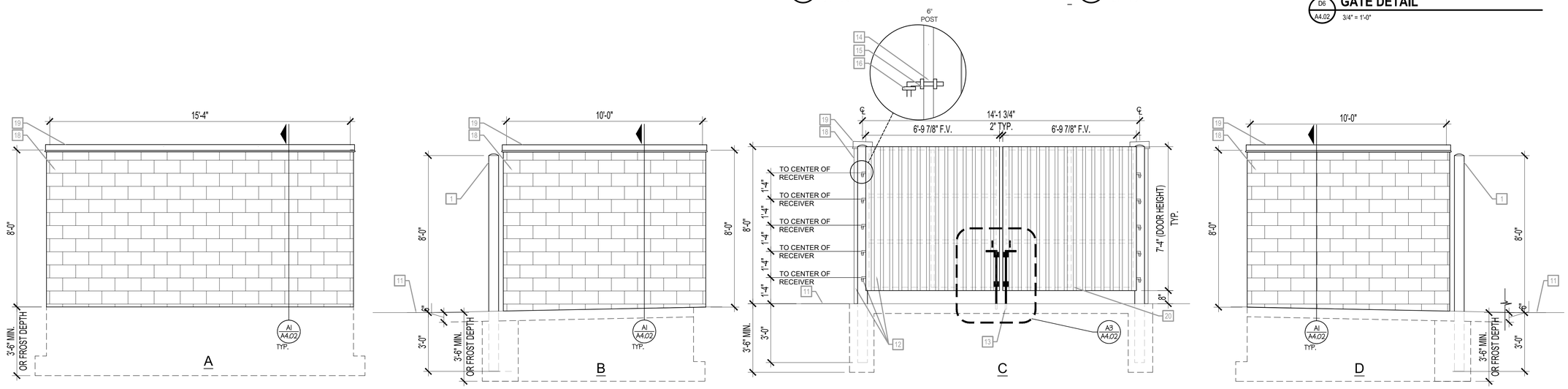

B1 A4.02 **TRASH ENCLOSURE ELEVATIONS** 3/8" = 1'-0"

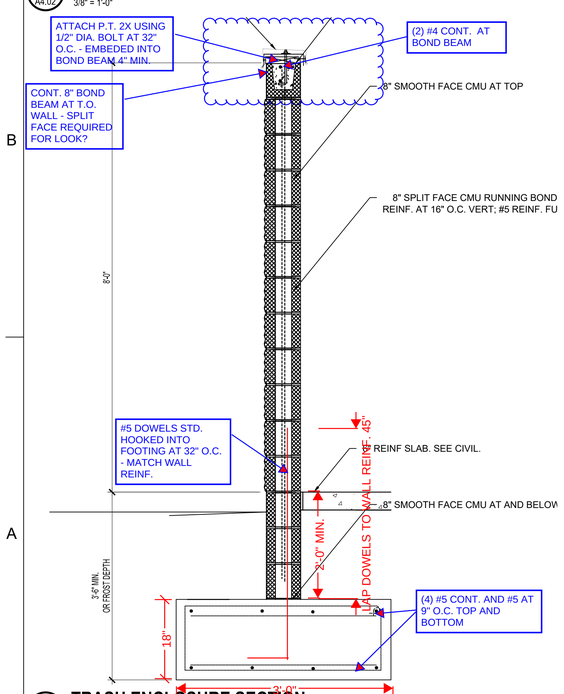

A1 A4.02 **TRASH ENCLOSURE SECTION** 3/4" = 1'-0"

#	KEY NOTES - TRASH ENCLOSURE
1	6" DIA. STEEL HINGE POSTS PROVIDED BY FENCING CONTRACTOR. FILL WITH CONCRETE WITH DOMED TOP, PAINT MIDNIGHT BRONZE.
2	GATE HARDWARE INCLUDING HINGE POSTS, HINGES AND DROP PIN ASSEMBLY PROVIDED BY FENCING CONTRACTOR. PAINT ALL HARDWARE ITEMS MIDNIGHT BRONZE.
3	(3) 6" DIA. STEEL BOLLARDS FILLED WITH CONCRETE WITH DOMED TOP. PAINT SAFETY YELLOW, 4'-0" HIGH, EMBED 3'-0" MIN. IN 12" DIAMETER CONCRETE FOOTING TO FROST DEPTH
4	DRILL HOLES IN CONCRETE TO RECEIVE DROP PIN, TYPICAL AT EACH DOOR AT 90 DEGREE OPEN POSITION
5	CHAMFER CORNERS AT EDGE OF ASPHALT 12" (TYP.)
6	DRILL HOLES IN CONCRETE TO RECEIVE DROP PIN, INSTALL PVC SLEEVE, TYPICAL AT EACH DOOR AT CLOSED POSITION
7	LINE OF FOOTING BELOW
8	TRASH DUMPSTER AREA; SEE SITE PLAN FOR SIZE & LOCATION; BASIS OF DESIGN (DUMPSTER) WASTEQUIP ACCURATE 10 YARD CONTAINER.
9	6" CONCRETE SLAB W/6X6 WIRE MESH (SEAL CONCRETE SLAB AGAINST GREASE ABSORPTION; L&M AQUAPEL / AQUAPEL PLUS: MINIMUM THREE COATS OF CONCRETE SEALER; APPLY THREE LAYERS WITH ROLLER)
10	6" CONCRETE APRON
11	PAVEMENT, SEE CIVIL SHEETS FOR SPECIFICATIONS.
12	GATE FRAME, HINGES AND DECK PLATE FACING PROVIDED BY FENCING CONTRACTOR, PAINT MIDNIGHT BRONZE
13	DROP PIN HOLD OPEN PROVIDED BY FENCING CONTRACTOR AND INSTALLED BY GC
14	GATE FRAME. PAINT MIDNIGHT BRONZE.
15	5/8" ADJUSTABLE HINGE
16	HINGE TAB. PAINT MIDNIGHT BRONZE.
17	8" SPLIT FACE CMU WITH LADDER TYPE JOINT REINF AT 16" O.C. VERT. AND #5 REINF FULL HEIGHT AT 32" MAX O.C. HORIZ. GROUT CELLS AT VERT REINF SOLID. PAINT MIDNIGHT BRONZE.
18	NOT USED
19	PREFINISHED METAL CAP FLASING BY GC; COLOR MIDNIGHT BRONZE.
20	1.5" FORM DECK GATE METAL PROVIDED BY AND INSTALLED BY GC; COLOR MIDNIGHT BRONZE.

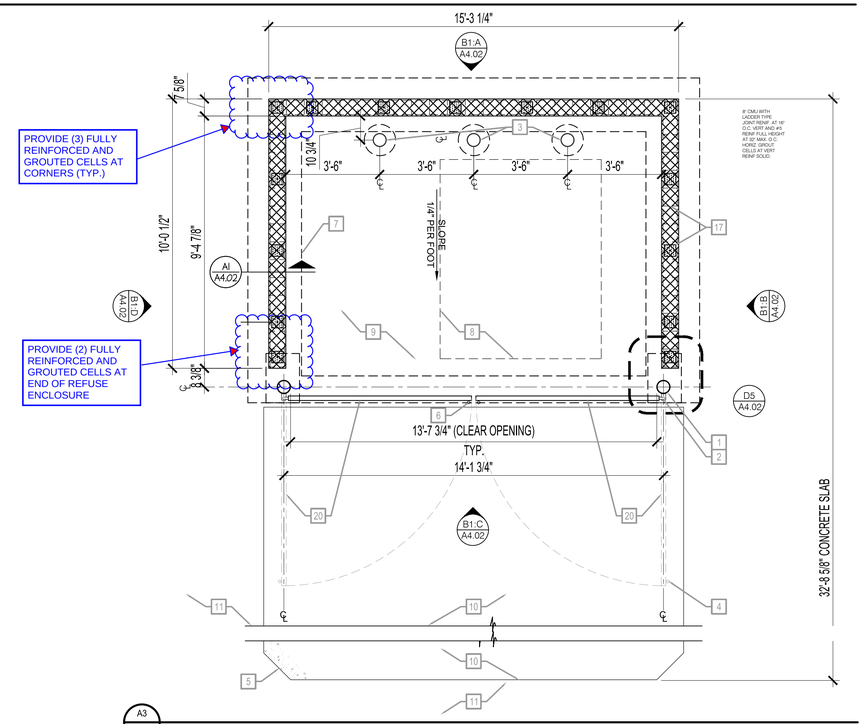

A3 A4.02 3/8" = 1'-0"

SMALLS SLIDERS
101 SW OLDHAM PKWY
LEES SUMMIT, MO 64081

HILLFOLEY ROSSI ARCHITECTURE • ENGINEERING

Hill Foley Rossi & Associates
ARCHITECTURE + ENGINEERING
3680 Pleasant Hill Road
Suite 200
Duluth, GA 30096
770.622.9858

SEALED:

COPYRIGHT
THESE DOCUMENTS ARE PROTECTED BY UNITED STATES COPYRIGHT LAW. THEY HAVE BEEN PREPARED SPECIFICALLY FOR THE PROJECT IDENTIFIED AND ARE NOT SUITABLE FOR USE ON ANY OTHER PROJECT OR AT ANY OTHER LOCATION WITHOUT THE EXPRESS WRITTEN APPROVAL AND PARTICIPATION OF SMALLS SLIDERS. REPRODUCTION OF THESE DOCUMENTS MUST BE AUTHORIZED BY SMALLS SLIDERS ALL RIGHTS ARE RESERVED TO SMALLS SLIDERS.

TRASH ENCLOSURE

REVISIONS	
NO.	DATE
*	** ** **

PROJECT NO: 252003

SHEET A4.02

DATE 10.08.25

I:\Users\andrs\KAC Dropbox\2025 Projects\252003 - Smalls Sliders ####, Lees Summit, MO\10 Drawings\10_11_A4.02 - TRASH ENCLOSURE.dwg,
11/10/2025 1:53:09 PM, andre