



Existing Conditions



66'-0" STOREFRONT

Proposed Signage



- Sign & Lighting Maintenance
- LED Sign Lighting
- Parking Lot Light Maintenance
- Sign Maintenance and Conversion
- Sign Construction & Engineering
- Sign Replacement & Erection
- Replacement Faces

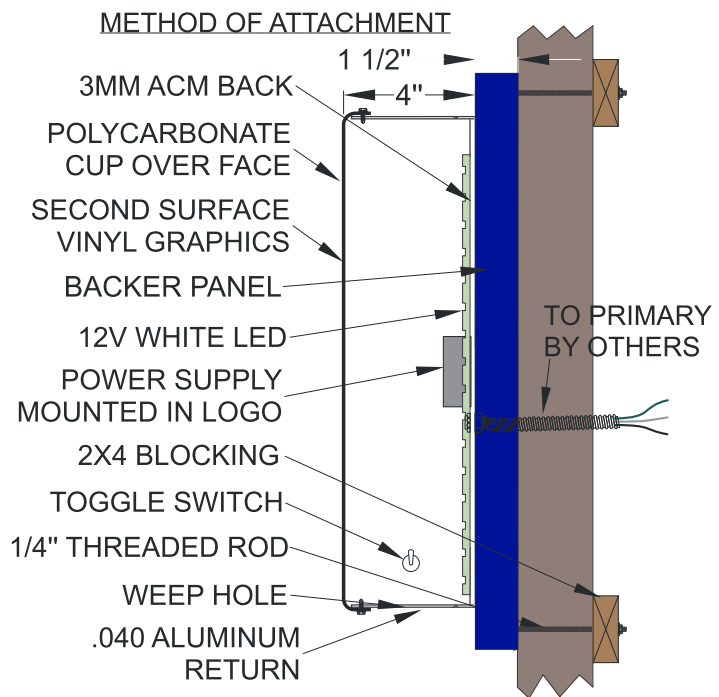



This is an original drawing created by Illumatech, Inc. It is submitted for your personal use; however, it shall at ALL times remain the property of Illumatech, Inc. It may only be used in connection with the project being planned for you by Illumatech, Inc. You are NOT authorized to show these drawings to anyone outside of your organization, nor are they to be reproduced, used, copied or exhibited in any other fashion.

CLIENT	NAPA
LOCATION	LEE'S SUMMIT, MO
PURPOSE	CONCEPTUAL - FOR APPROVAL
SALES REP	
FILE NAME	
DESIGNER	JMH
DATE	03.26.25
APPROVAL	
SCALE	
PAGE #	
NOTES	

Qty: 1 - LED Illuminated BOLT & Letterset on Backer  
Flush Mounted

CHANNEL LETTERS ONLY 41 SQ FT  
CHANNEL LETTERS AND BACKER PANEL 70.1 SQ FT



- Sign & Lighting Maintenance
- LED Sign Lighting
- Parking Lot Light Maintenance
- Sign Maintenance and Conversion
- Sign Construction & Engineering
- Sign Replacement & Erection
- Replacement Faces

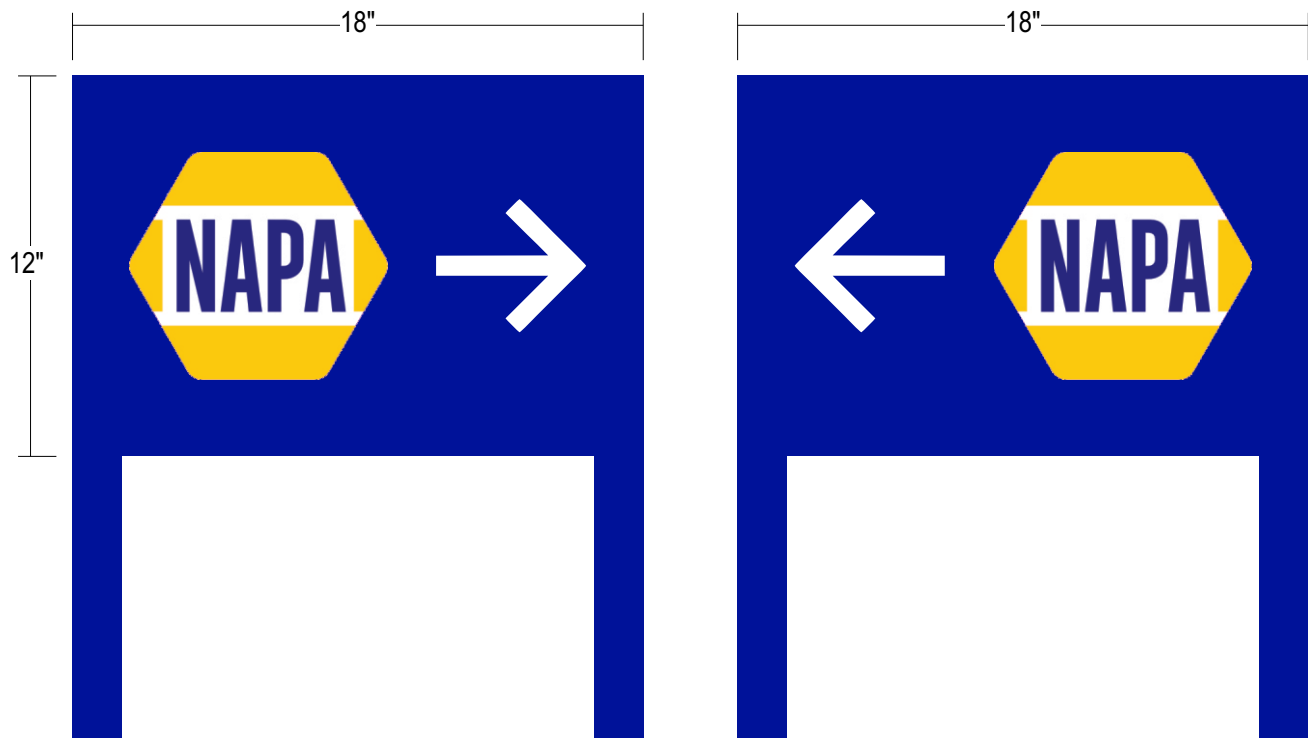


This is an original drawing created by Illumatech, Inc. It is submitted for your personal use; however, it shall at ALL times remain the property of Illumatech, Inc. It may only be used in connection with the project being planned for you by Illumatech, Inc. You are NOT authorized to show these drawings to anyone outside of your organization, nor are they to be reproduced, used, copied or exhibited in any other fashion.

CLIENT	NAPA
LOCATION	LEE'S SUMMIT, MO
PURPOSE	CONCEPTUAL - FOR APPROVAL
SALES REP	
FILE NAME	
DESIGNER	JMH
DATE	03.26.25
APPROVAL	
SCALE	
PAGE #	
NOTES	



Qty: 1 - D/F Directional



- Sign & Lighting Maintenance
- LED Sign Lighting
- Parking Lot Light Maintenance
- Sign Maintenance and Conversion
- Sign Construction & Engineering
- Sign Replacement & Erection
- Replacement Faces



This is an original drawing created by Illumatech, Inc. It is submitted for your personal use; however, it shall at ALL times remain the property of Illumatech, Inc. It may only be used in connection with the project being planned for you by Illumatech, Inc. You are NOT authorized to show these drawings to anyone outside of your organization, nor are they to be reproduced, used, copied or exhibited in any other fashion.

CLIENT	NAPA
LOCATION	LEE'S SUMMIT, MO
PURPOSE	CONCEPTUAL - FOR APPROVAL
SALES REP	
FILE NAME	
DESIGNER	JMH
DATE	03.26.25
APPROVAL	
SCALE	
PAGE #	
NOTES	