



October 30, 2024

Walker Custom Homes, LLC
Attn: Pete Pine

Re: Steel columns – general letter regarding sizing and materials


Vista Structural Engineering, LLC, was asked to address the following general question about columns used for residential construction projects:

- **Can schedule 40 columns be used in place of 11 gauge columns?** *3" Schedule 40 columns are stronger than 3" and 3 ½" 11 gauge columns and can replace them per the marked up steel column and pad footing schedule on the following page of this letter. The two 11 gauge columns for options 'A' and 'B' can be replaced with 3" schedule 40 steel columns. Schedule 40 columns shall have the ASTM Designation of A53 Grade B or A500 Grade B. The measurement of a 3" schedule 40 column shall be as follows:*
 - **3" nominal size**
 - **3.5" external diameter**
 - **0.216" wall thickness**
- This applies for columns up to 10'-0" in height.

Our firm appreciates the opportunity to serve you. If you have any questions or if you need anything further, please feel free to contact us.







Sincerely,
Vista Structural Engineering, LLC

Dennis Heier, P.E.



VISTA STRUCTURAL ENGINEERING, LLC

14718 NW DELIA STREET
PORTLAND, OREGON 97229

STEEL COLUMN & PAD FOOTING SCHEDULE	
3" SCH. 40 → 	3" X 11 GA. STEEL COLUMN ON 30' X 30' X 10' PAD FOOTING W/ (4) #4 BARS EACH WAY (12.5k)
3" SCH. 40 → 	3 1/2" X 11 GA. STEEL COLUMN ON 36' X 36' X 10' PAD FOOTING W/ (4) #4 BARS EACH WAY (18.0k)
	3" SCH. 40 STEEL COLUMN ON 42' X 42' X 12' PAD FOOTING W/ (5) #4 BARS EACH WAY (24.5k)
	3 1/2" SCH. 40 STEEL COLUMN ON 48' X 48' X 12' PAD FOOTING W/ (6) #4 BARS EACH WAY (32.0k)
	3 1/2" SCH. 40 STEEL COLUMN ON 54' X 54' X 14' PAD FOOTING W/ (7) #4 BARS EACH WAY (40.5k)
	3 1/2" SCH. 40 STEEL COLUMN ON 60' X 60' X 14' PAD FOOTING W/ (8) #4 BARS EACH WAY (50.0k)

Revised Steel Column and Pad Footing Schedule for Plans designed by Viewpoint Residential Design

VISTA STRUCTURAL ENGINEERING, LLC

14718 NW DELIA STREET
PORTLAND, OREGON 97229