

FIRE PROTECTION PLANS

M

**F. E. Moran, Inc. Fire Protection**  
3001 Research Rd  
Champaign, IL 61822  
(217) 356-0700  
MISSOURI COA: E-2022012018

SCOPE OF WORK

SCOPE OF WORK:  
\*\* FURNISH & INSTALL 7 NEW WET PIPE ESFR SPRINKLER SYSTEMS FOR THE NEW BUILDING.  
\*\* FURNISH & INSTALL A NEW 1600 GPM FIRE PUMP WITH ACCESSORIES  
\*\* POINT OF CONNECTION (START OF CONTRACT) IS AT AN 10" FLANGE, 12" ABOVE THE FINISHED FLOOR IN THE FIRE PUMP ROOM.  
\*\* TRAPEZEE HANGERS FOR ALL 8" AND LARGER PIPES HANGING PARALLEL WITH THE BAR JOIST.  
\*\* INSTALL CLASS I MAN-DOOR ADJACENT, HOSE CONNECTIONS

NOT INCLUDED:  
\*\* WIRING OF ELECTRICAL DEVICES  
\*\* ELECTRICAL WIRING BETWEEN FIRE PUMP AND CONTROLLER  
\*\* FIRE EXTINGUISHERS  
\*\* STANDPIPES  
\*\* FIRE PUMP CONTROLLER AUTO TRANSFER SWITCH  
\*\* ALL UNDERGROUND PIPING AND TESTING  
\*\* BACKFLOW PREVENTER (IN PIT BY OTHERS)  
\*\* COLUMN SPRINKLERS  
\*\* SEISMIC BRACING  
\*\* PAINTED PIPING  
\*\* CONCRETE PADS  
\*\* COMPONENT IDENTIFICATION BEYOND NFPA 13 REQUIREMENTS  
\*\* ACCESS PANELS  
\*\* CUTTING AND PATCHING  
\*\* PIPE SLEEVES & BOLLARDS

CODE INFORMATION

CODE INFORMATION:  
\*\*NFPA 13, 2016 EDITION: INSTALLATION OF SPRINKLER SYSTEMS  
\*\*NFPA 20, 2016 EDITION: INSTALLATION OF CENTRIFUGAL FIRE PUMPS  
\*\*INTERNATIONAL BUILDING & FIRE CODE, 2018 EDITION

BUILDING INFO:  
IBC OCCUPANCY CLASSIFICATION: S-1  
IBC CONSTRUCTION TYPE: II-B  
IBC SEISMIC DESIGN CATEGORY: B  
HIGHEST FLOOR ELEVATION FROM FIRE DEPARTMENT VEHICLE ACCESS: GRADE  
NUMBER OF STORIES: 1  
BUILDING AREA: 253,278 ft²

GENERAL REQUIREMENTS

\*\* SUPPLY A SPARE SPRINKLER CABINET WITH WRENCH FOR EACH SPRINKLER TYPE AS REQUIRED BY NFPA 13.  
\*\* IDENTIFY ALL HYDRAULICALLY CALCULATED SYSTEMS WITH A PERMANENTLY MARKED AND WEATHERPROOF SIGN.  
\* ALL NEW PIPING OR PIPING MODIFICATIONS WHICH AFFECT MORE THAN 20 SPRINKLERS SHALL BE HYDROSTATICALLY TESTED AT 200 PSI OR 50 PSI OVER THE SYSTEM WORKING PRESSURE. THE SYSTEM SHALL MAINTAIN THIS PRESSURE WITHOUT LOSS FOR 2 HOURS.  
\*\*\* ALL NEW PIPING OR PIPING MODIFICATIONS WHICH AFFECT 20 SPRINKLERS OR LESS, SHALL BE TESTED AT THE SYSTEM WORKING PRESSURE.  
\*\* ALL PIPING MODIFICATIONS WHICH CANNOT BE ISOLATED FROM THE EXISTING SYSTEM, SHALL BE TESTED AT THE SYSTEM WORKING PRESSURE.  
\*\* THE LOCAL FIRE/BUILDING INSPECTOR IS TO BE NOTIFIED 48 HOURS IN ADVANCE OF ALL TESTING.  
UNDERGROUND TESTING AND FLUSHING:  
\*\* ALL UNDERGROUND PIPE SHALL BE TESTED AND FLUSHED BY THE INSTALLING CONTRACTOR AS REQUIRED BY NFPA 24 BEFORE ANY OVERHEAD SPRINKLER PIPING IS CONNECTED.

VALVES

\*\* ALL VALVES CONTROLLING WATER FLOW TO SPRINKLERS SHALL BE INDICATING & SUPERVISED.  
\*\* ALL VALVES SHALL BE ACCESSIBLE AT ALL TIMES AND PERMANENTLY IDENTIFIED.  
\*\* THE IDENTIFICATION OF CONTROL VALVES SHALL INCLUDE A DESCRIPTION OR DIAGRAM OF WHAT THEY CONTROL.  
\*\* ALL TRAPPED PORTIONS OF SPRINKLER PIPING SHALL BE PROVIDED WITH A LOW POINT DRAIN AS REQUIRED BY NFPA 13.

PIPE HANGERS

\*\* 1"-8" HANGER RINGS ARE TO BE ADJUSTABLE SWIVEL RINGS, ZINC PLATED, MANUFACTURED TO ANSI/MSS SP-69 STANDARDS.  
\*\* HANGER ROD SIZES AND LOCATIONS ARE TO BE AS REQUIRED BY NFPA 13.

DRAWING INDEX

FP 0.0-GENERAL INFORMATION  
FP 0.1-DETAILS  
FP 1.0-HYDRAULIC SITE PLAN  
FP 2.0-OVERHEAD PIPING PLAN  
3 SECTION VIEW  
FP 2.1-SYSTEM 1 WEST  
FP 2.2-SYSTEM 1 EAST  
FP 2.3-SYSTEM 2 WEST  
FP 2.4-SYSTEM 2 EAST  
FP 2.5-SYSTEMS 3-4 WEST  
FP 2.6-SYSTEMS 3-4 EAST  
FP 2.7-SYSTEM 5  
FP 2.9-SYSTEM 6 WEST  
FP 2.10-SYSTEM 6 EAST  
FP 2.11-SYSTEM 7 WEST  
FP2.12-SYSTEM 7 EAST  
FP 3.0-FIRE PUMP DETAILS

WET SYSTEM PIPE & FITTINGS

WET-PIPE SPRINKLER SYSTEM BLACK PIPE:

\*\*1¼, 4" & SMALLER PIPING SHALL BE BLACK STEEL SCH. 7 PIPE, MANUFACTURED TO ASTM A795 STANDARDS.

\*\* 6" & GREATER PIPING SHALL BE BLACK STEEL SCH. 10 PIPE, MANUFACTURED TO ASTM A136 STANDARDS.

\*\*1" LINE PIPING SHALL BE BLACK STEEL SCH. 40

WET-PIPE SPRINKLER SYSTEM BLACK OUTLETS & FITTINGS:

\*\* 1" BRANCH LINE FITTINGS SHALL BE BLACK DUCTILE IRON THREADED, CLASS 125 STANDARD, MANUFACTURED PER ANSI/ASME B16.4, U.L. LISTED FOR FIRE PROTECTION USE UP TO 175 PSI WORKING PRESSURE.  
\*\* 1½"-3" BRANCH LINE FITTINGS SHALL BE BLACK DUCTILE IRON GROOVED, CLASS 150 STANDARD, MANUFACTURED PER ANSI/ASME B16.3, U.L. LISTED FOR FIRE PROTECTION USE UP TO 175 PSI WORKING PRESSURE.

\*\* 1½"- 3" BRANCH LINE PIPE OUTLETS TO BE WELDED MANUFACTURED TO ASTM A53 & ANSI B1.20.1 STANDARDS.

\*\* 4"-8" MAIN PIPE BRANCH OUTLETS TO BE WELDED MANUFACTURED TO ASTM A53 & ANSI B1.20.1 STANDARDS.  
\*\* 4"-8" MAIN PIPE BRANCH OUTLETS TO BE DUCTILE IRON MECHANICAL MANUFACTURED

DESIGN CRITERIA - ESFR (16.8 k)

SPRINKLER SYSTEM DESIGN CRITERIA (ESFR)-PALLETIZED/SOLID-PILE/RACK STORAGE:

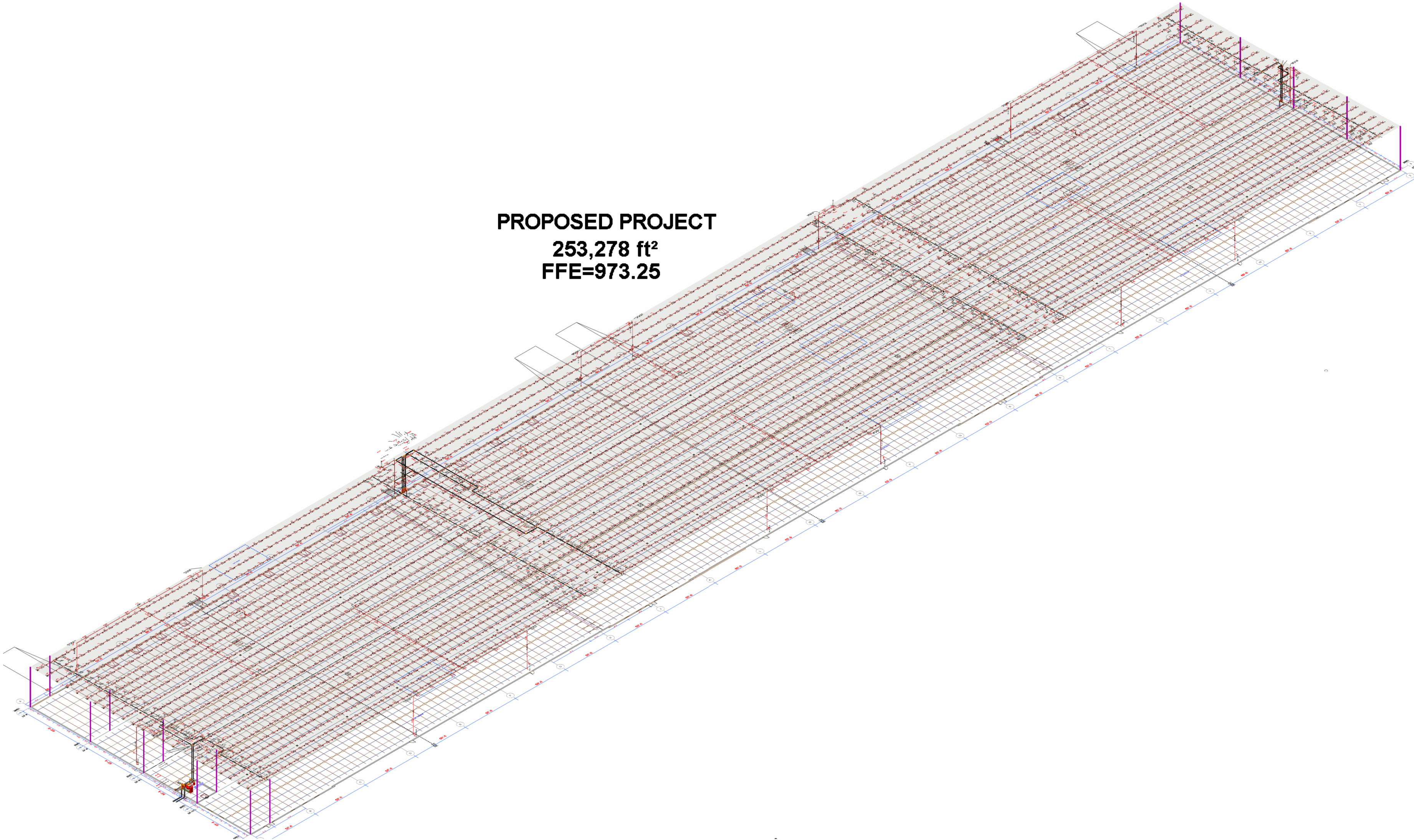
FROM NFPA 13, 2016 EDITION TABLE 16.3.3.1 & TABLE 17.3.3.1  
COMMODITY CLASSIFICATION: CLASS I, II, III OR IV, ENCAPSULATED OR UNENCAPSULATED, NO OPEN TOP CONTAINERS  
STORAGE ARRANGEMENT: PALLETIZED/SOLID-PILE/SINGLE, DOUBLE & MULTIPLE ROW RACKS WITH NO SOLID SHELVEING  
CONSTRUCTION TYPE: ALL TYPES  
MAXIMUM STORAGE HEIGHT: 35 FEET  
MAXIMUM CEILING/ROOF HEIGHT: 40 FEET  
MINIMUM CLEARANCE FROM SPRINKLER DEFLECTOR TO TOP OF STORAGE: 36 INCHES  
SPRINKLER TYPE: ESFR (EARLY SUPPRESSION FAST-RESPONSE)  
SPRINKLER K-FACTOR: 16.8  
SPRINKLER TEMPERATURE RATING: 205°F  
SPRINKLER ORIENTATION: PENDENT  
MAXIMUM SPRINKLER DEFLECTOR DISTANCE BELOW CEILING: 14 INCHES  
MINIMUM SPRINKLER DEFLECTOR DISTANCE BELOW CEILING: 6 INCHES  
MAXIMUM SPRINKLER SPACING/AREA: 10 FEET/100 ft²  
MINIMUM SPRINKLER SPACING: 8 FEET/64 ft²  
TYPE OF SYSTEM: WET  
NUMBER OF DESIGN SPRINKLERS: 12  
MINIMUM SPRINKLER OPERATING PRESSURE: 52 PSI  
INSIDE HOSE STREAM ALLOWANCE: 0 GPM  
OUTSIDE HOSE STREAM ALLOWANCE: 250 GPM  
TOTAL HOSE STREAM ALLOWANCE: 250 GPM  
IN-RACK SPRINKLERS: NO

SYSTEMS SHALL BE WET ONLY.

ROOF OR CEILING SLOPES SHALL NOT EXCEED A PITCH OF 2:12.

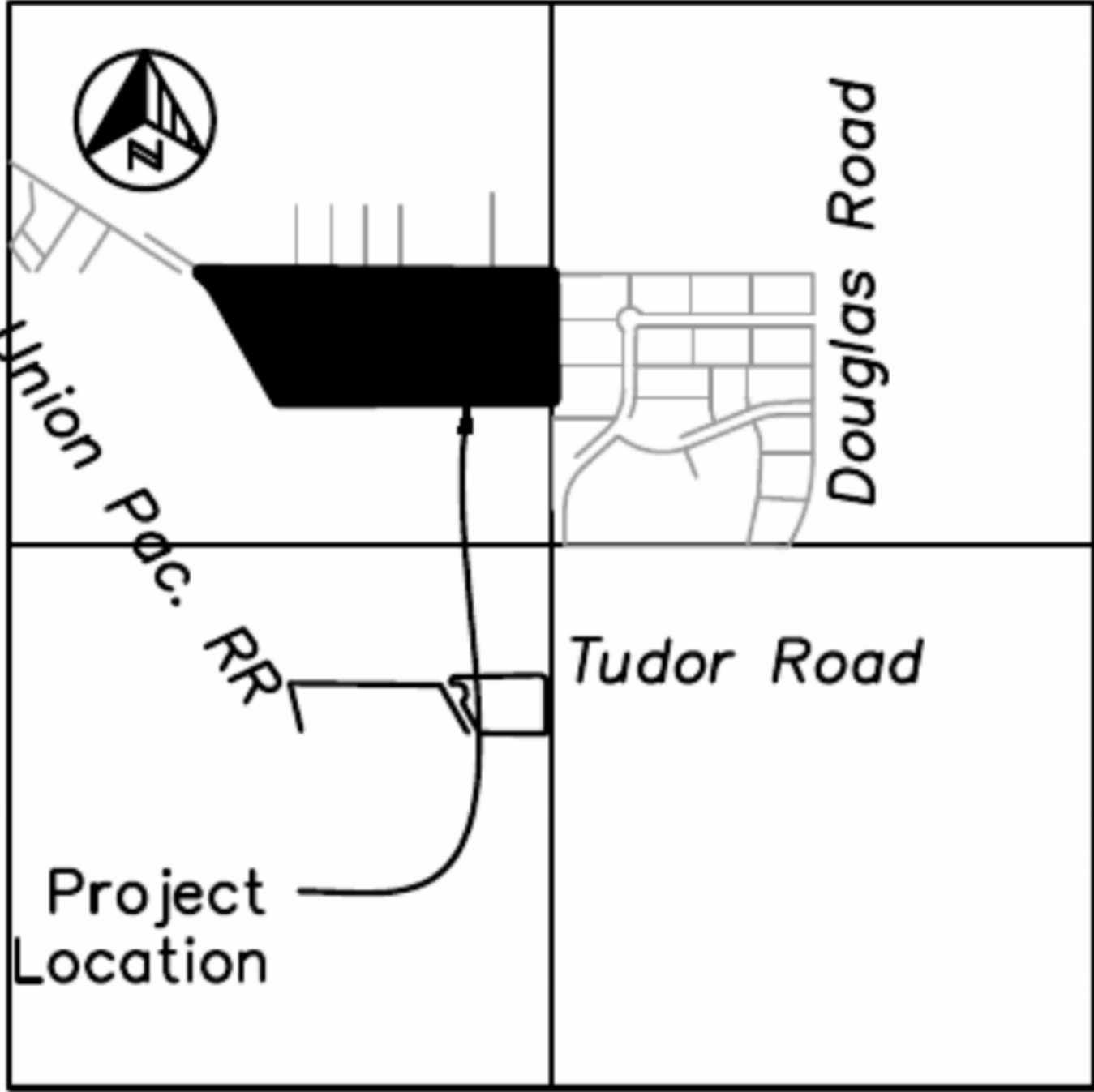
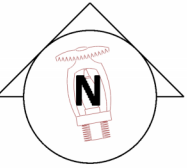
WHERE ROOF OR CEILING HEIGHTS ARE 30' OR LESS, ESFR SPRINKLERS MAY BE SPACED UP TO 12'.

TOTAL SYSTEM SIZE SHALL NOT EXCEED 40,000 ft² COMBINED HIGH PILED/RACK STORAGE & LIGHT/ORDINARY HAZARD SYSTEMS MAY COVER UP TO 52,000 ft²



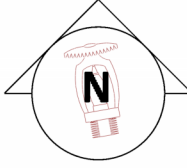
FLOW TEST LOCATION

NTS



SITE MAP

NTS




F.E. MORAN



3001 RESEARCH Rd  
CHAMPAIGN, IL 61822  
(217) 356-0700  
MISSOURI COA:  
E-2022012018



CERTIFICATION



THIS DRAWING AND THE IDEAS, DESIGNS AND CONCEPTS CONTAINED HEREIN ARE THE EXCLUSIVE INTELLECTUAL PROPERTY OF CURRAN ARCHITECTURE, AND ARE NOT TO BE USED OR REPRODUCED, WHOLE OR IN PART, WITHOUT THE WRITTEN CONSENT OF CURRAN ARCHITECTURE.  
© COPYRIGHT 2021, CURRAN ARCHITECTURE

PROJECT INFORMATION

LEE'S SUMMIT LOGISTICS  
BUILDING C LOT 2

NW CORNER OF  
NE TUDOR RD & MAIN ST  
LEE'S SUMMIT, MO 64086

ISSUE DATES

PERMIT SET	8-11-22
REVISION #1 - UNDERGROUND CHANGE	3-10-23
REVISION #2 - L.S. PLAN REVIEW COMMENTS	4-4-24

210300

FP 0.0



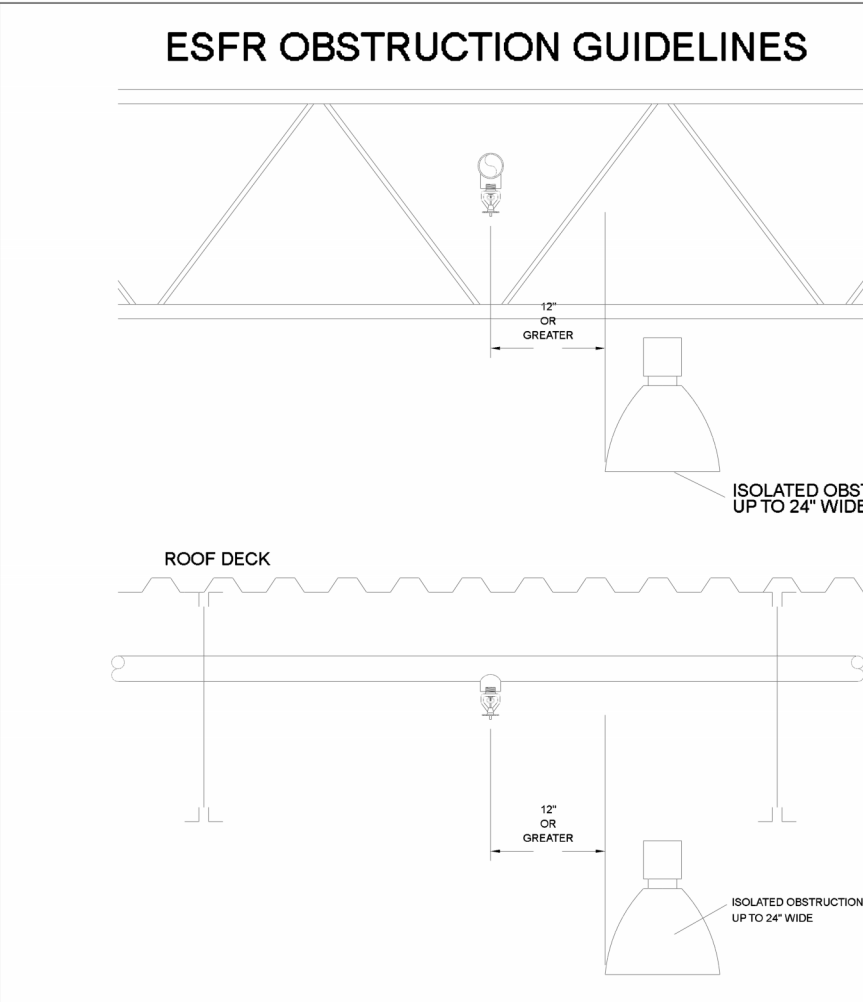


FIGURE 1 OF 6

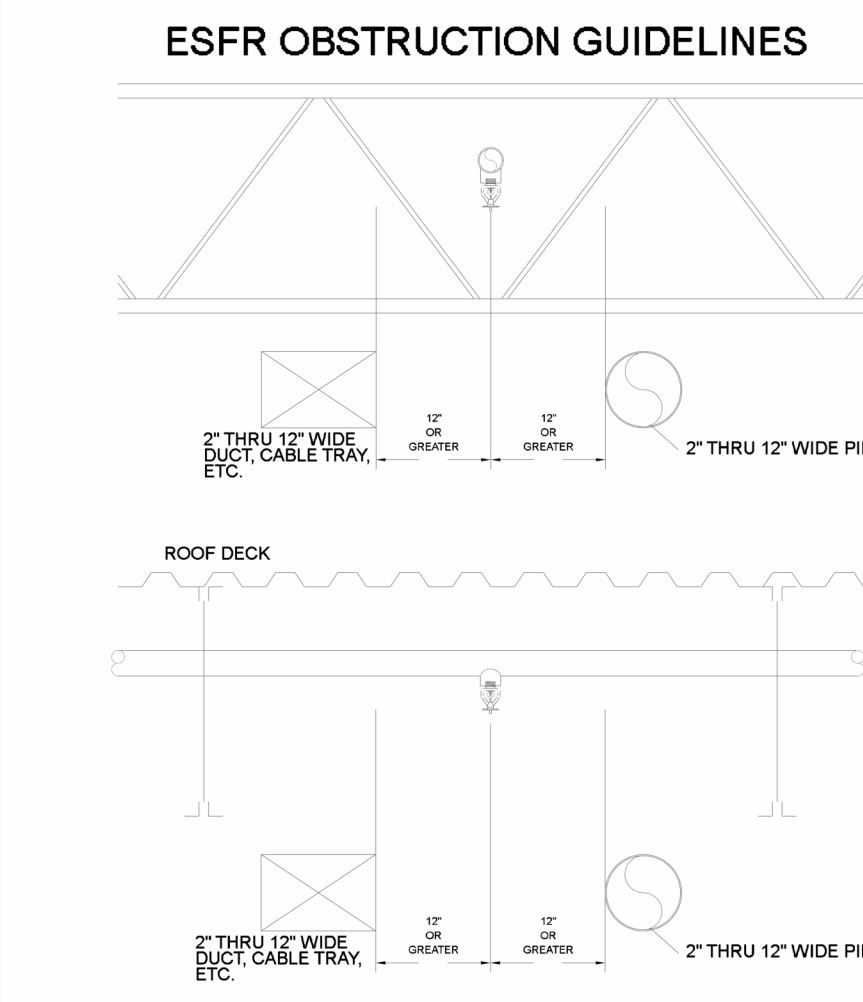
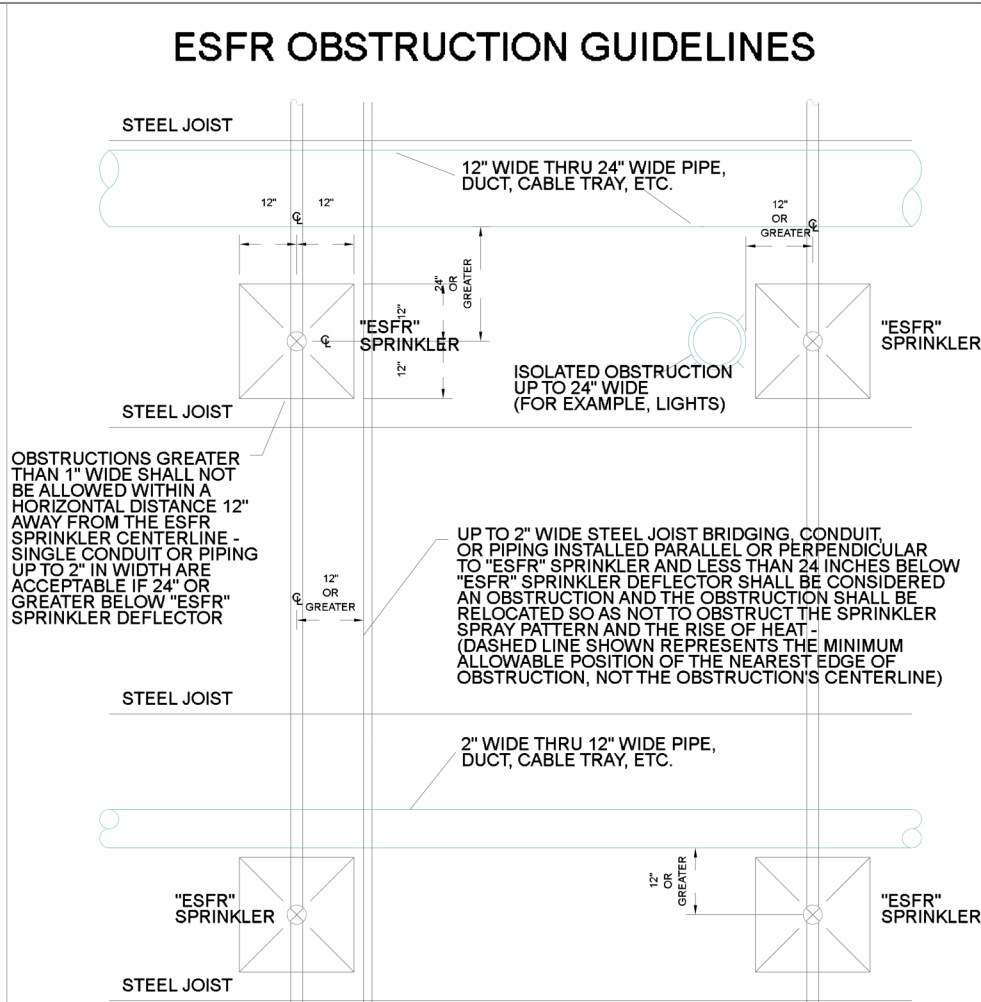


FIGURE 4 OF 6



PLAN VIEW

FIGURE 2 OF 6

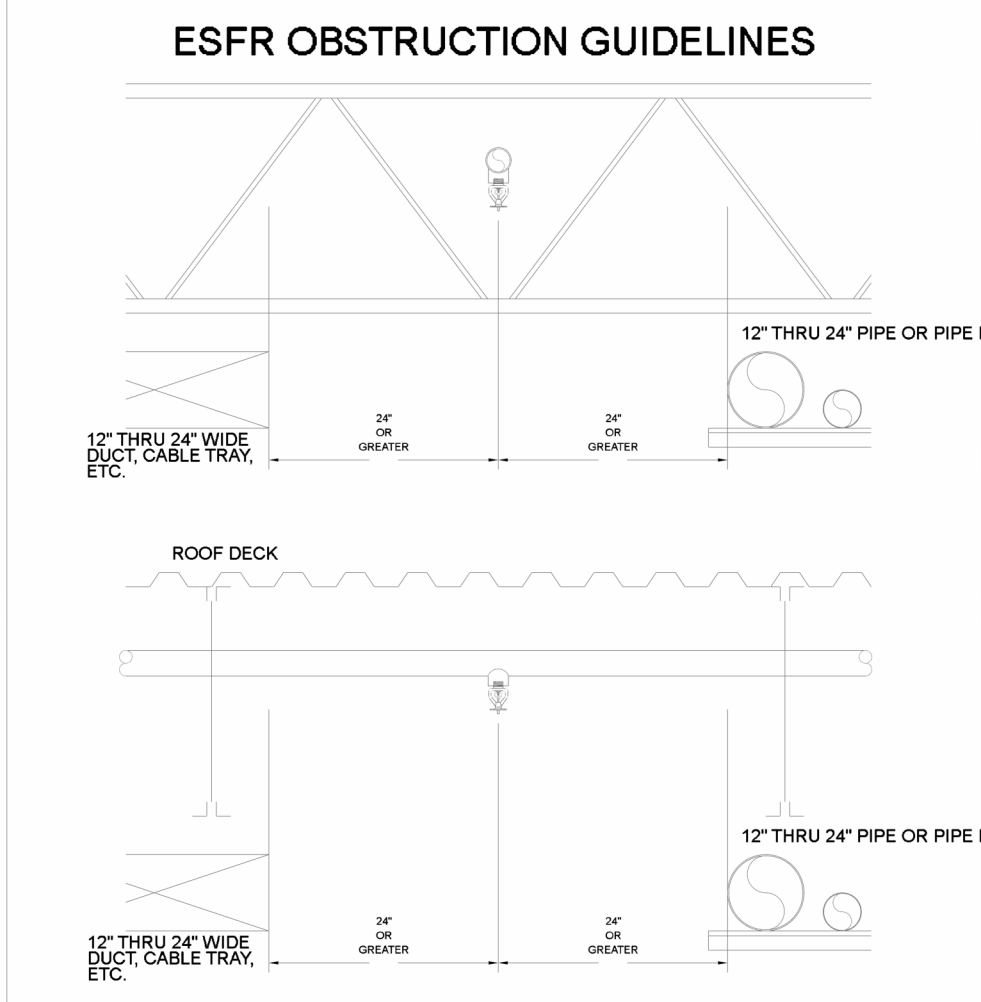


FIGURE 5 OF 6

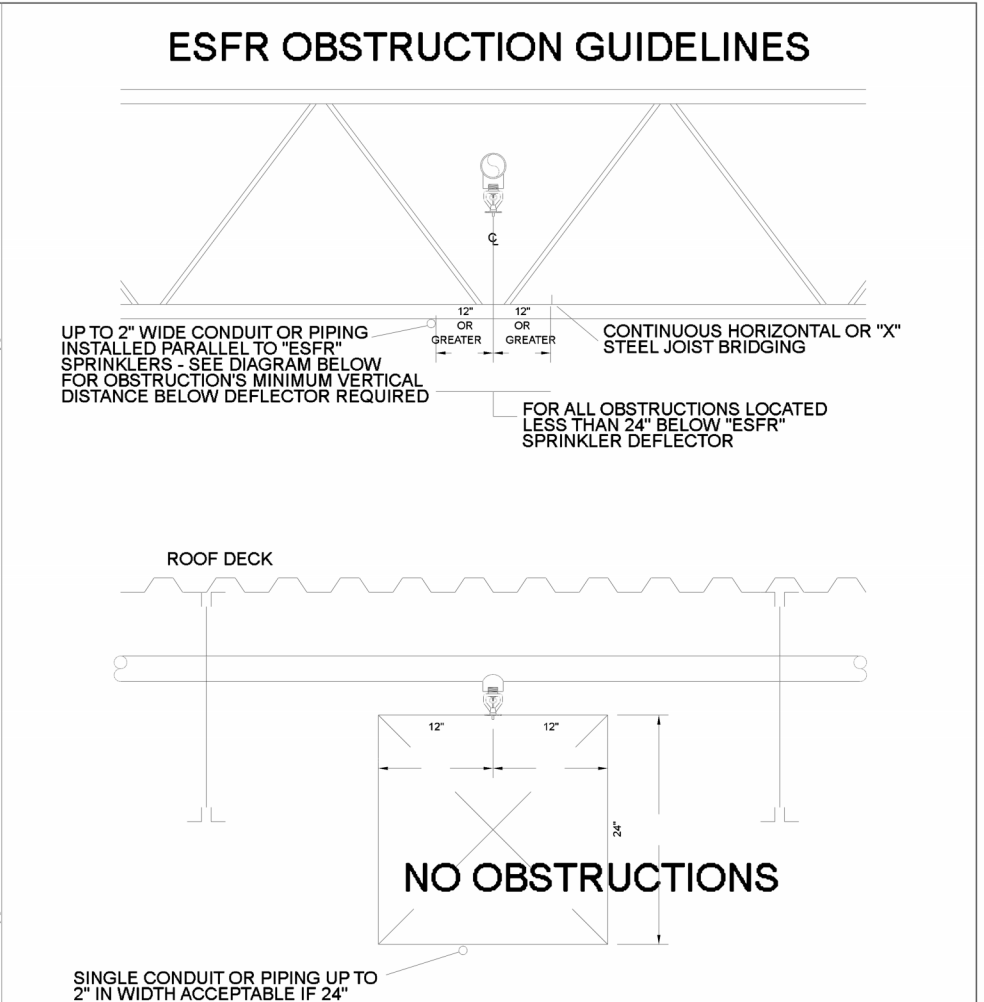


FIGURE 3 OF 6

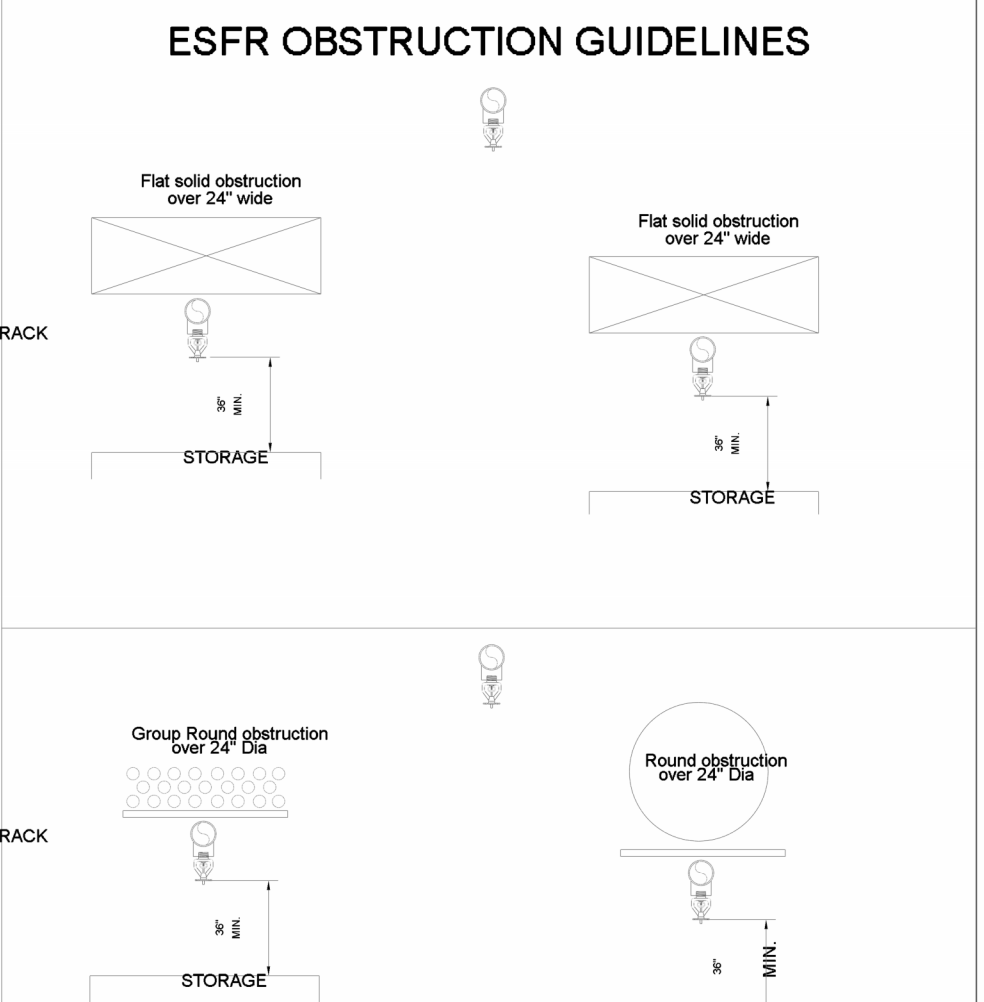
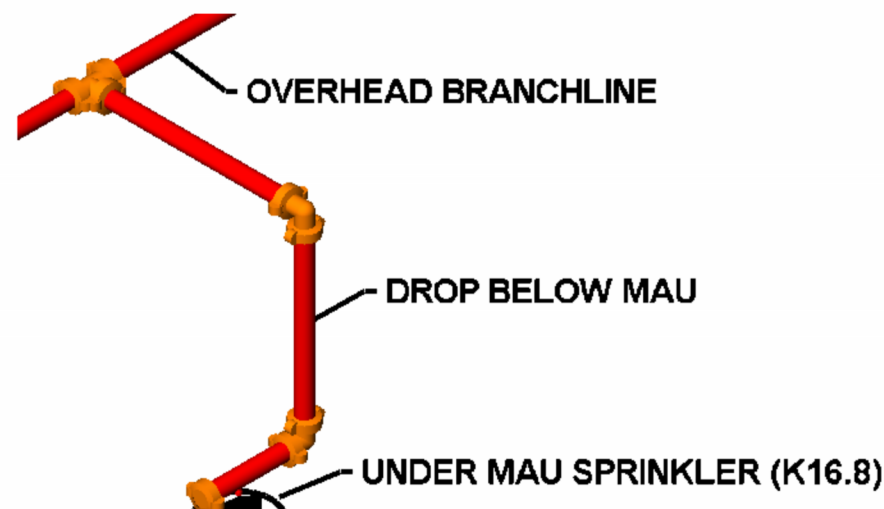


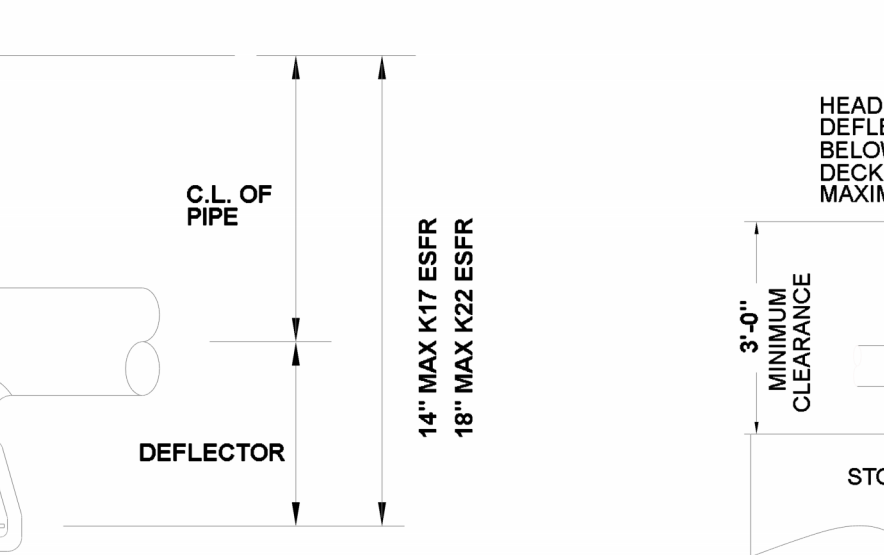
FIGURE 6 OF 6

## ESFR OBSTRUCTION DETAILS



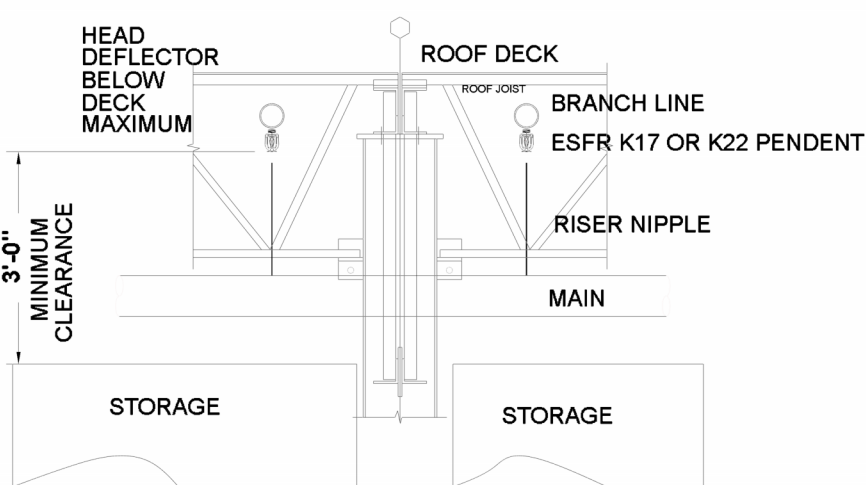
### UNDER HVAC UNIT SPRINKLER PROTECTION DETAIL

N.T.S.



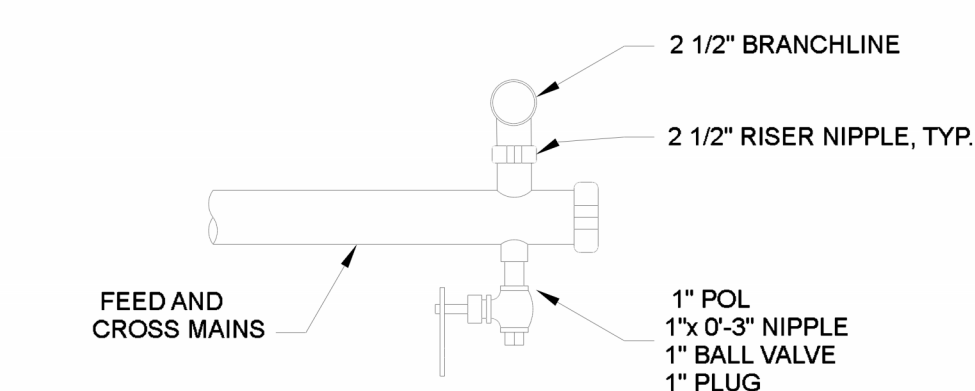
### ESFR PENDENT DETAIL

N.T.S.



### STORAGE CLEARANCE

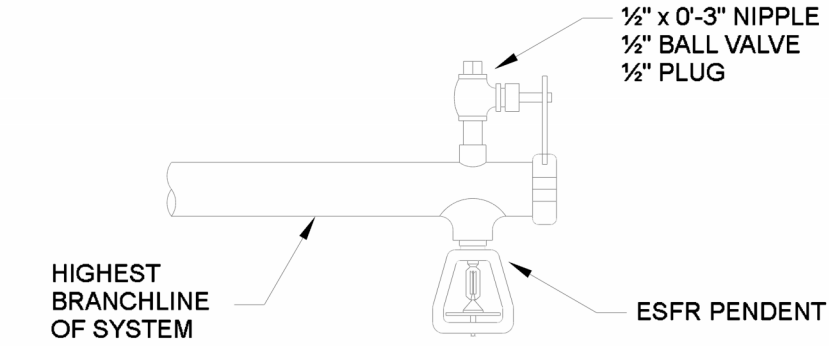
N.T.S.



### TYPICAL DRAIN DETAIL

N.T.S.

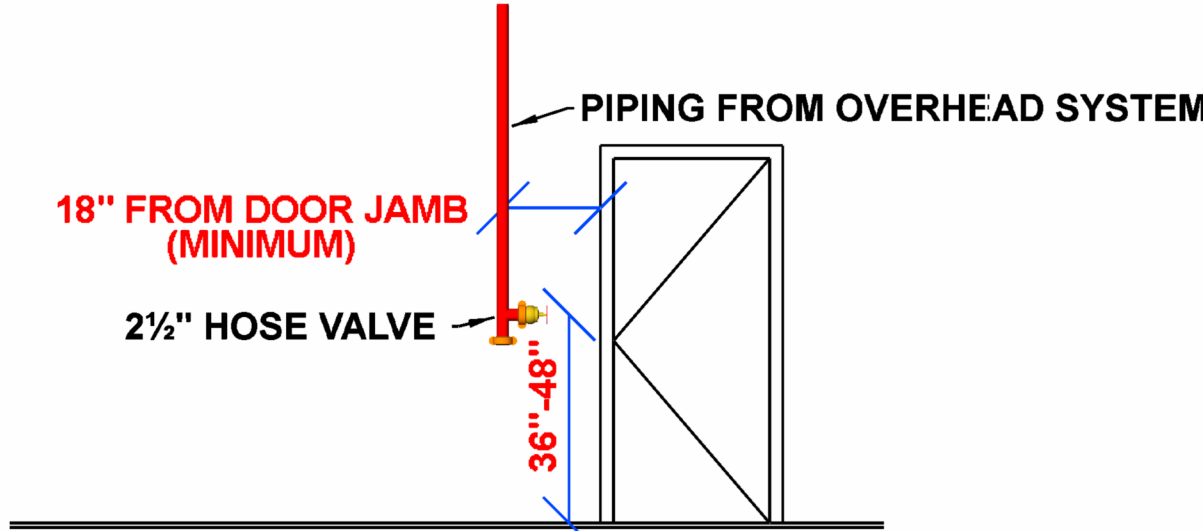
AT ALL SYSTEM LOW POINTS



### MANUAL AIR VENT DETAIL

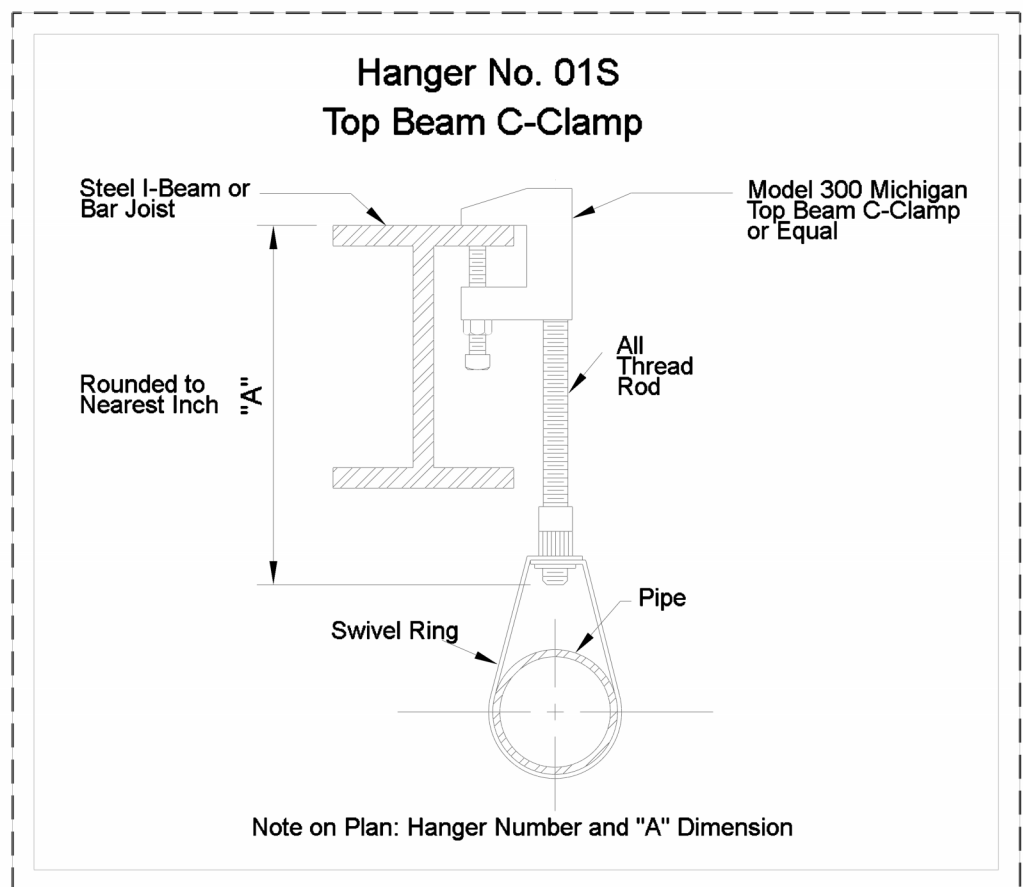
N.T.S.

AT ALL SYSTEM HIGH POINTS - NFPA 13, 2016 AND LATER EDITIONS



### HOSE VALVE DETAIL

N.T.S.



### PIPE SIZE TABLE

NOMINAL PIPE SIZE	SCHEDULE 40			SCHEDULE 10			EDDYFLOW		
	O.D.	I.D.	WALL THICKNESS	O.D.	I.D.	WALL THICKNESS	O.D.	I.D.	WALL THICKNESS
1	1.315	1.049	.133	1.315	1.097	.109	1.315	1.191	.062
1 1/4	1.660	1.380	.140	1.660	1.442	.109	1.660	1.536	.062
1 1/2	1.900	1.610	.145	1.900	1.692	.109	1.900	1.728	.086
2	2.375	2.067	.154	2.375	2.157	.109	2.375	2.203	.086
2 1/2	2.875	2.469	.203	2.875	2.635	.120	2.875	2.703	.086
3	3.500	3.068	.216	3.500	3.260	.120	3.500	3.314	.093
4	4.500	4.026	.237	4.500	4.260	.120	4.500	4.310	.095
5	5.563	5.047	.258	5.563	5.295	.134	----	----	----
6	6.625	6.065	.280	6.625	6.357	.134	----	----	----
8	8.625	7.981	.322	8.625	8.249	.188	----	----	----
10	10.750	10.020	.365	10.750	10.370	.188	----	----	----

### HANGER INSTALLATION REQUIREMENTS

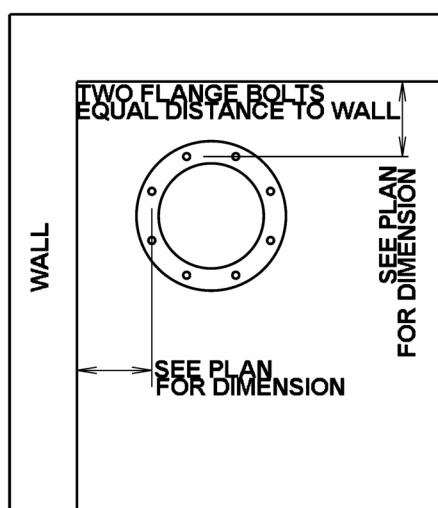
MAXIMUM DISTANCE BETWEEN HANGERS									4" - 8"
NOMINAL PIPE SIZE	3/4"	1"	1-1/4"	1-1/2"	2"	2-1/2"	3"	N/A	
STEEL PIPE (7 / 10)	N/A	12' 0"	12' 0"	15' 0"	15' 0"	15' 0"	15' 0"	15' 0"	

THE UNSUPPORTED LENGTH BETWEEN THE END SPRINKLER AND THE LAST HANGER ON THE LINE SHALL NOT EXCEED 36" FOR 1" PIPE, 48" FOR 1 1/4" PIPE AND 60" FOR 1 1/2" PIPE OR LARGER

THE CUMULATIVE HORIZONTAL LENGTH OF AN UNSUPPORTED ARM OVER TO A SPRINKLER, SPRINKLER DROP, OR SPRIG-UP SHALL NOT EXCEED 24"

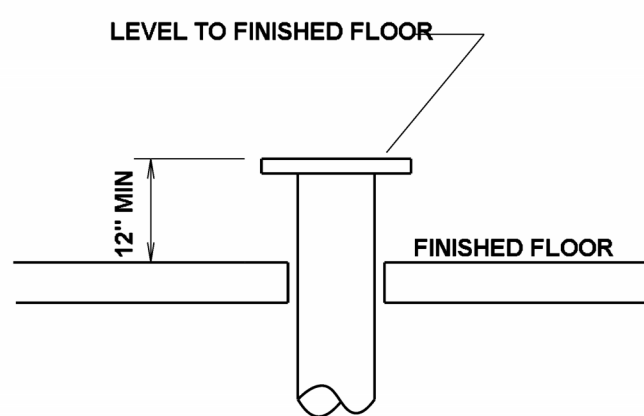
100 PSI STATIC PRESSURE ON SYSTEM REQUIRES UP-LIFT RESTRAINT WITHIN 12 INCHES HORIZONTALLY OF HEAD FOR ARM-OVERS AND END OF BRANCH LINE

NOTE: ALL FIRE PROTECTION PIPING STUB-UPS WHETHER INSIDE OR OUTSIDE A BUILDING (INCLUDING PUMP ROOMS), SHALL BE INSTALLED UTILIZING THE "2-HOLE METHOD" ON ALL FLANGES. THE FLANGE SHALL BE INSTALLED WITH THE BOLT HOLES ALIGNED SO THAT FITTING, VALVES, AND EQUIPMENT ARE IN A SQUARE ALIGNMENT WITH ADJACENT WALLS AND FLOOR.



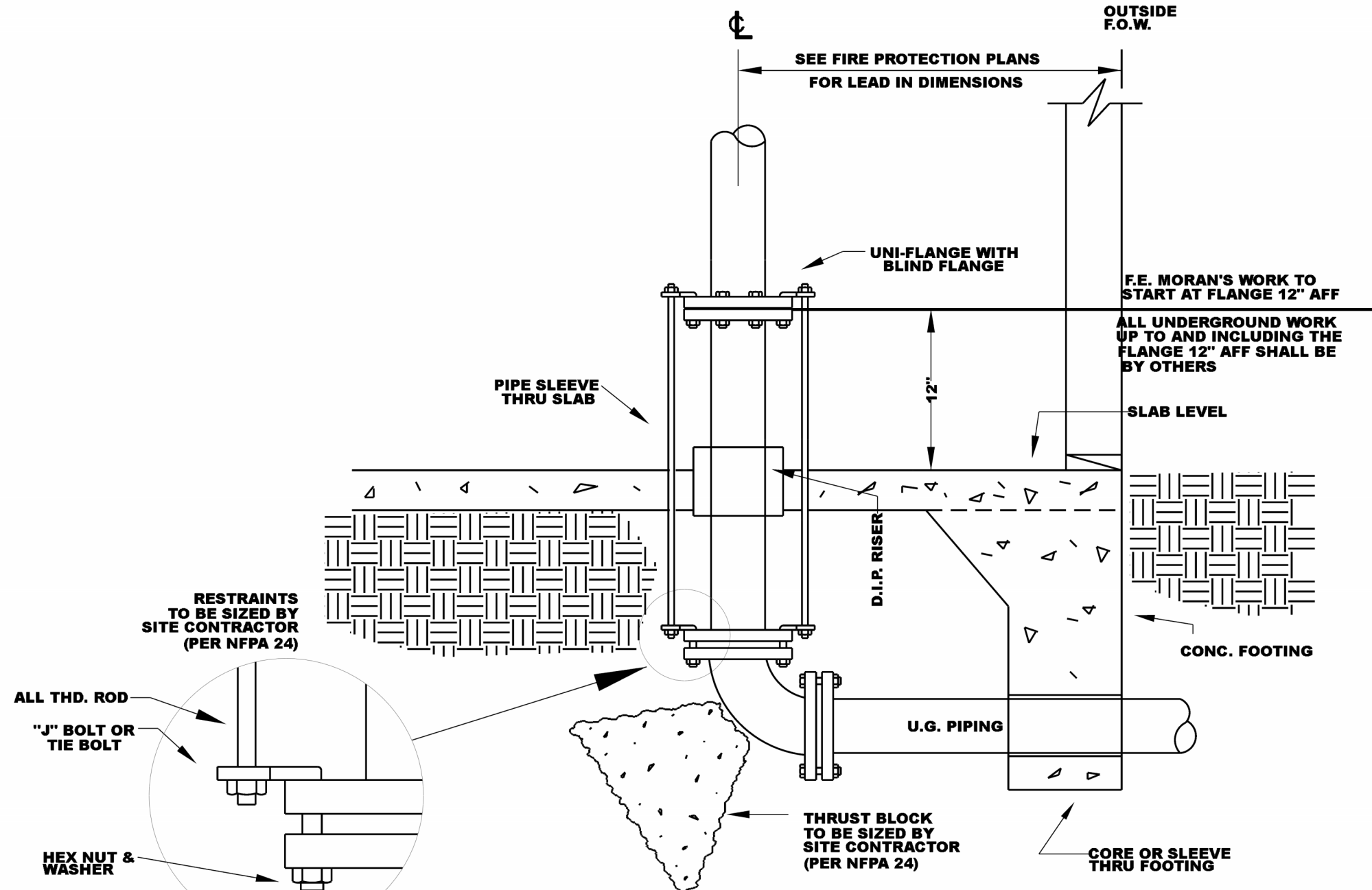
### INCOMING FIRE PROTECTION SUPPLY DETAIL

NOT TO SCALE



### ESFR PENDENT DETAIL

N.T.S.



### TYPICAL UNDERGROUND LEAD-IN


F.E. MORAN



3001 RESEARCH Rd  
CHAMPAIGN, IL 61822  
(217) 356-0700  
MISSOURI COA:  
E-2022012018



### CERTIFICATION



THIS DRAWING AND THE IDEAS, DESIGNS AND CONCEPTS CONTAINED HEREIN ARE THE EXCLUSIVE INTELLECTUAL PROPERTY OF CURRAN ARCHITECTURE, AND ARE NOT TO BE USED OR REPRODUCED, WHOLE OR IN PART, WITHOUT THE WRITTEN CONSENT OF CURRAN ARCHITECTURE.  
© COPYRIGHT 2021, CURRAN ARCHITECTURE

### PROJECT INFORMATION

LEE'S SUMMIT LOGISTICS  
BUILDING C LOT 2

NW CORNER OF  
NE TUDOR RD & MAIN ST  
LEE'S SUMMIT, MO 64086

### ISSUE DATES

PERMIT SET	8-11-22
REVISION #1 - UNDERGROUND CHANGE	3-10-23
REVISION #2 - L.S. PLAN REVIEW COMMENTS	4-4-24

210300

FP 0.1






16815 College Blvd  
Lenexa, KS 66219  
(217) 356-0700  
MISSOURI COA:  
E-2022012018



CERTIFICATION



THIS DRAWING AND THE IDEAS, DESIGNS AND CONCEPTS CONTAINED HEREIN ARE THE EXCLUSIVE INTELLECTUAL PROPERTY OF CURRAN ARCHITECTURE, AND ARE NOT TO BE USED OR REPRODUCED, WHOLE OR IN PART, WITHOUT THE WRITTEN CONSENT OF CURRAN ARCHITECTURE.  
© COPYRIGHT 2021, CURRAN ARCHITECTURE

PROJECT INFORMATION

LEE'S SUMMIT LOGISTICS  
BUILDING C LOT 2

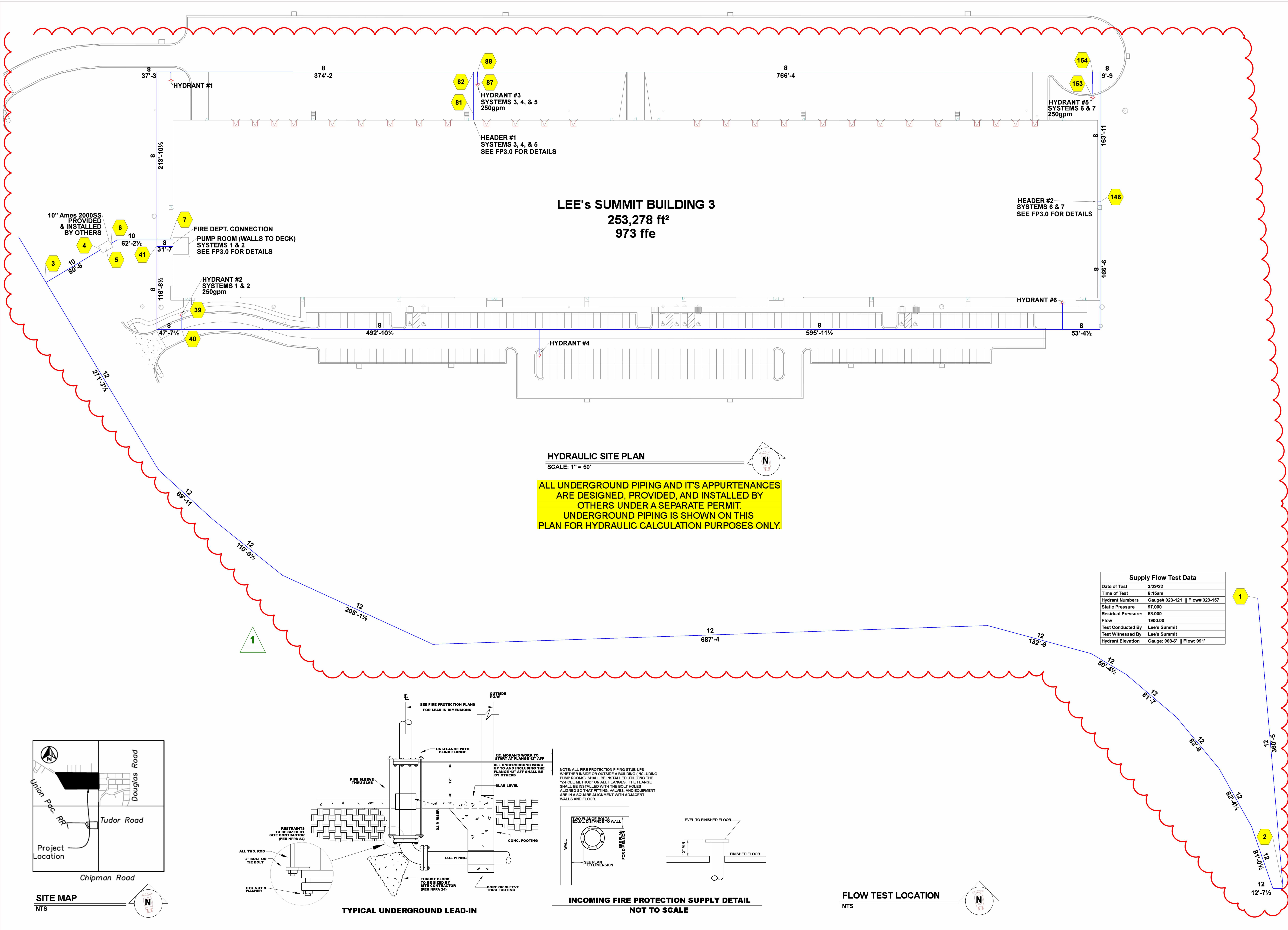
NW CORNER OF  
NE TUDOR RD & MAIN ST  
LEE'S SUMMIT, MO 64086

ISSUE DATES

PERMIT SET 8-11-22  
REVISION #1 - UNDERGROUND CHANGE 3-10-23  
REVISION #2 - L.S. PLAN REVIEW COMMENTS 4-4-24

210300

FP 1.0








3001 RESEARCH Rd  
CHAMPAIGN, IL 61822  
(217) 356-0700  
MISSOURI COA:  
E-2022012018



CERTIFICATION



THIS DRAWING AND THE IDEAS, DESIGNS  
AND CONCEPTS CONTAINED HEREIN ARE  
THE EXCLUSIVE INTELLECTUAL PROPERTY OF  
CURRAN ARCHITECTURE, AND ARE NOT TO  
BE USED OR REPRODUCED, WHOLE OR IN  
PART, WITHOUT THE WRITTEN CONSENT OF  
CURRAN ARCHITECTURE.  
© COPYRIGHT 2021, CURRAN ARCHITECTURE

PROJECT INFORMATION

LEE'S SUMMIT LOGISTICS  
BUILDING C LOT 2


NW CORNER OF  
NE TUDOR RD & MAIN ST  
LEE'S SUMMIT, MO 64086

ISSUE DATES

PERMIT SET 8-11-22  
REVISION #1 - UNDERGROUND CHANGE 3-10-23  
REVISION #2 - L.S. PLAN REVIEW COMMENTS 4-4-24

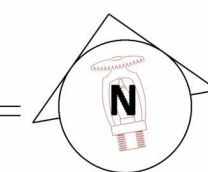
210300

FP 2.0

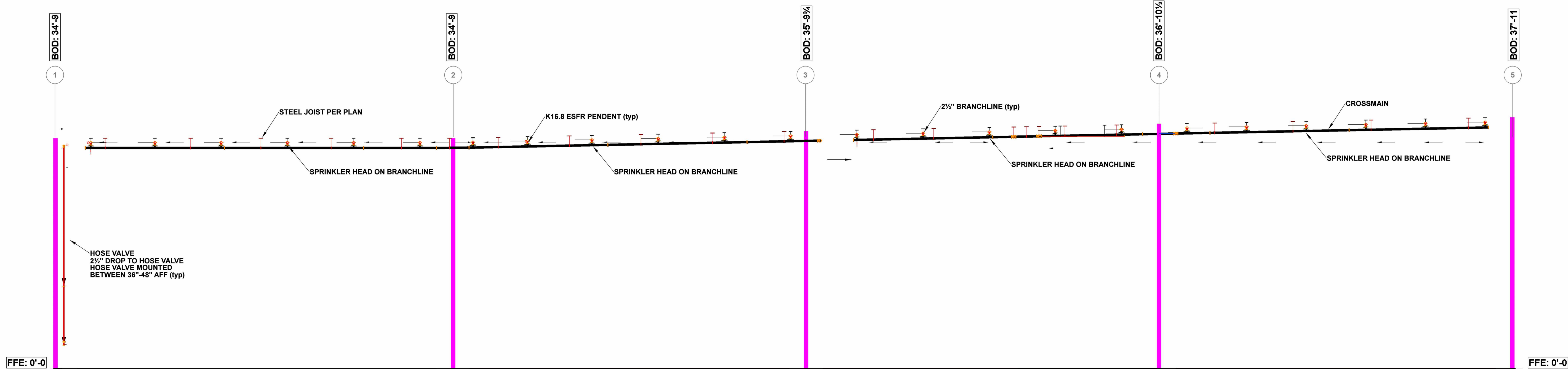


OVERALL BUILDING PLAN

SCALE: 1" = 40'

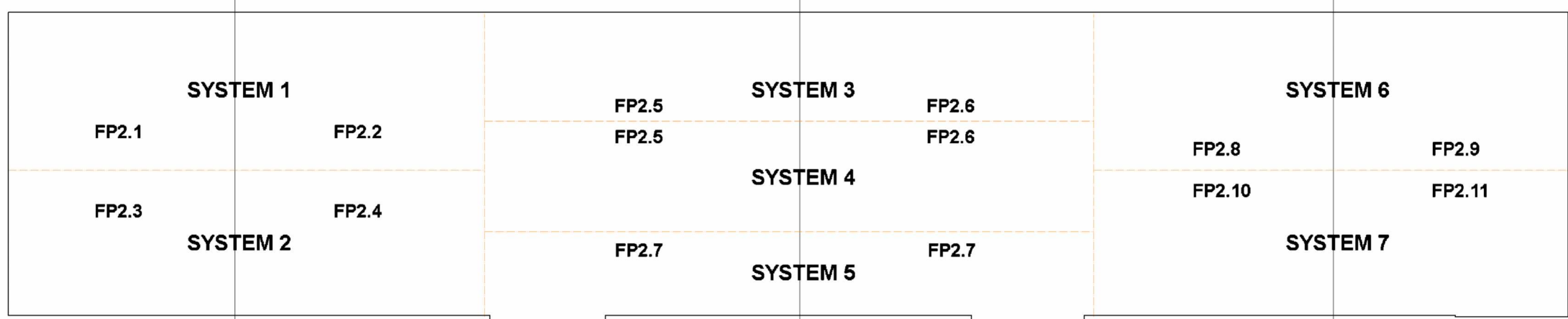


- 1 LOCATION OF 1" AUX DRAIN
- 2 LOCATION OF 1/2" MANUAL AIR VENT



SECTION VIEW - LOOKING EAST

SCALE: 1/8" = 1'-0"



KEY PLAN

NTS






3001 RESEARCH Rd  
CHAMPAIGN, IL 61822  
(217) 356-0700  
MISSOURI COA:  
E-2022012018



CERTIFICATION



THIS DRAWING AND THE IDEAS, DESIGNS  
AND CONCEPTS CONTAINED HEREIN ARE  
THE EXCLUSIVE INTELLECTUAL PROPERTY OF  
CURRAN ARCHITECTURE, AND ARE NOT TO  
BE USED OR REPRODUCED, WHOLE OR IN  
PART, WITHOUT THE WRITTEN CONSENT OF  
CURRAN ARCHITECTURE.  
© COPYRIGHT 2021, CURRAN ARCHITECTURE

PROJECT INFORMATION

LEE'S SUMMIT LOGISTICS  
BUILDING C LOT 2

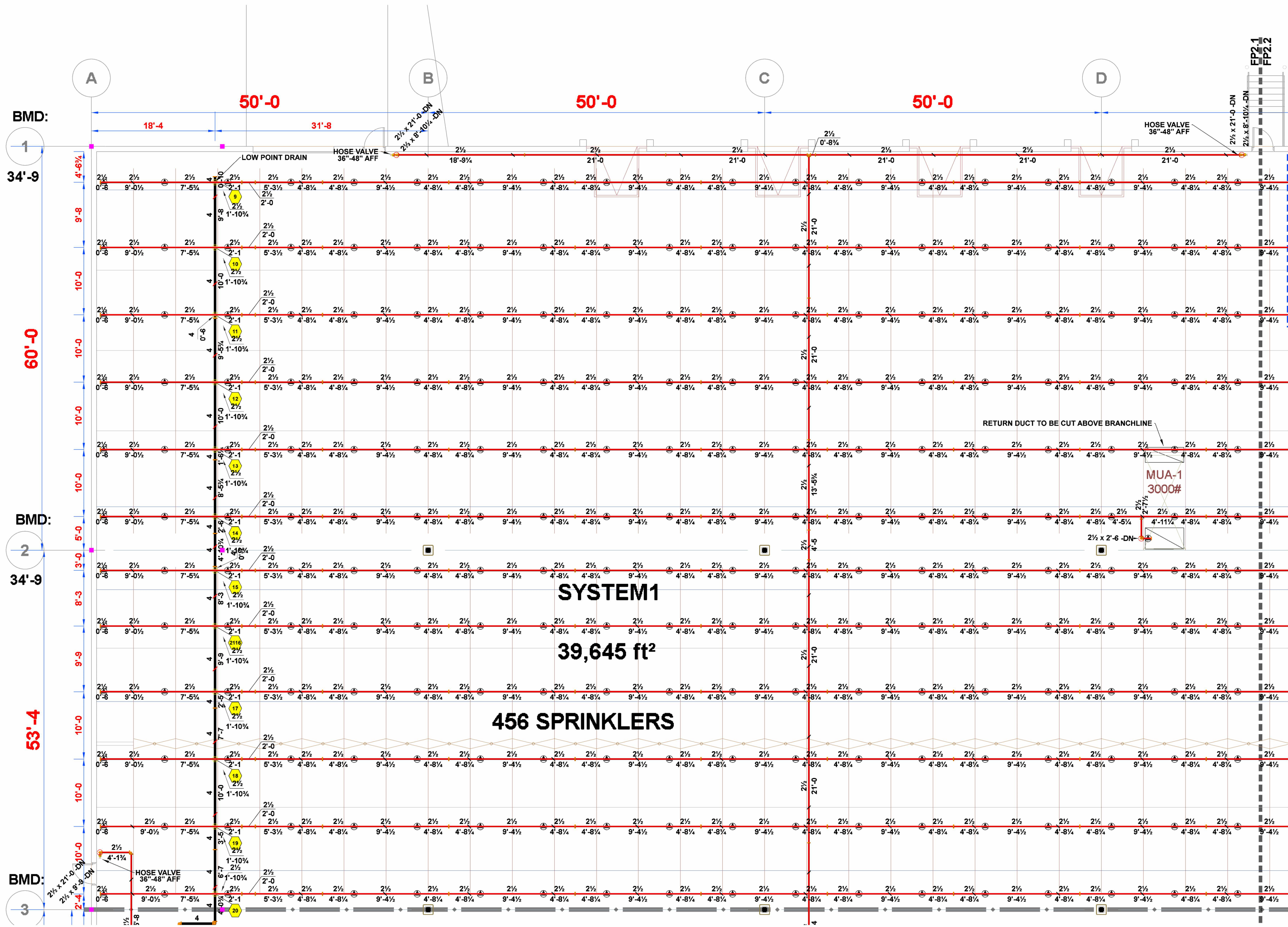
NW CORNER OF  
NE TUDOR RD & MAIN ST  
LEE'S SUMMIT, MO 64086

ISSUE DATES

PERMIT SET 8-11-22  
REVISION #1 - UNDERGROUND CHANGE 3-10-23  
REVISION #2 - L.S. PLAN REVIEW COMMENTS 4-4-24

210300

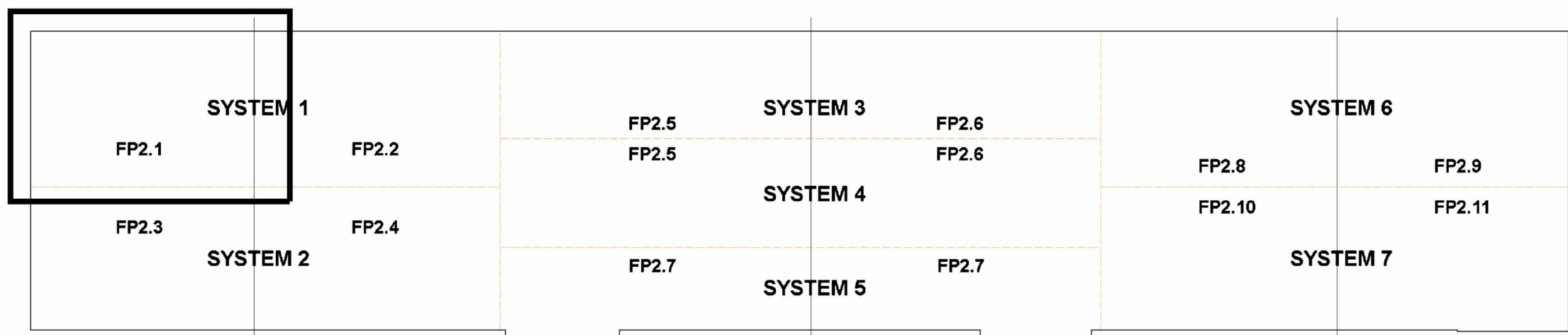
FP 2.1



SYSTEM 1 - WEST

SCALE: 1/8" = 1'-0"

\*PIPING CENTERLINES\*  
BRANCHLINES ARE TO BE HUNG 0'-8" BELOW TOS  
6" MAINS ARE TO BE HUNG 1'-7" BELOW TOS  
4" MAINS ARE TO BE HUNG 1'-6" BELOW TOS

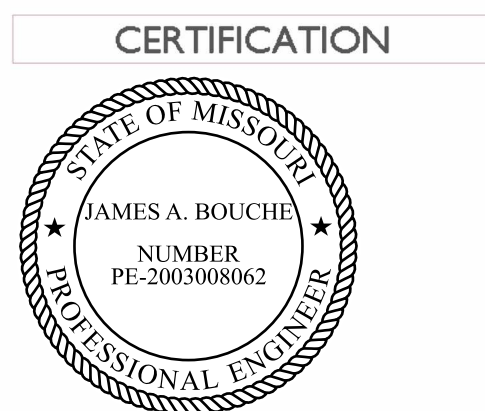


Sprinkler Legend										
Symbol	Manufacturer	SIN	Model	Quantity	K-Factor	Type	Size	Response	Finish	Temperature
	Viking	VK503	ESFR	2829	16.80	Pendent	1/2"	Fast	Brass	205°F
	Viking	VK3501	Microfast	4	8.00	Upright	1/2"	Quick	Brass	200°F
				Total = 2833						





3001 RESEARCH Rd  
CHAMPAIGN, IL 61822  
(217) 356-0700  
MISSOURI COA:  
E-2022012018




THIS DRAWING AND THE IDEAS, DESIGNS AND CONCEPTS CONTAINED HEREIN ARE THE EXCLUSIVE INTELLECTUAL PROPERTY OF CURRAN ARCHITECTURE, AND ARE NOT TO BE USED OR REPRODUCED, WHOLE OR IN PART, WITHOUT THE WRITTEN CONSENT OF CURRAN ARCHITECTURE.  
© COPYRIGHT 2021, CURRAN ARCHITECTURE

PROJECT INFORMATION  
LEE'S SUMMIT LOGISTICS  
BUILDING C LOT 2  
NW CORNER OF  
NE TUDOR RD & MAIN ST  
LEE'S SUMMIT, MO 64086

ISSUE DATES	
PERMIT SET	8-11-22
REVISION #1 - UNDERGROUND CHANGE	3-10-23
REVISION #2 - L.S. PLAN REVIEW COMMENTS	4-4-24

210300

FP 2.2

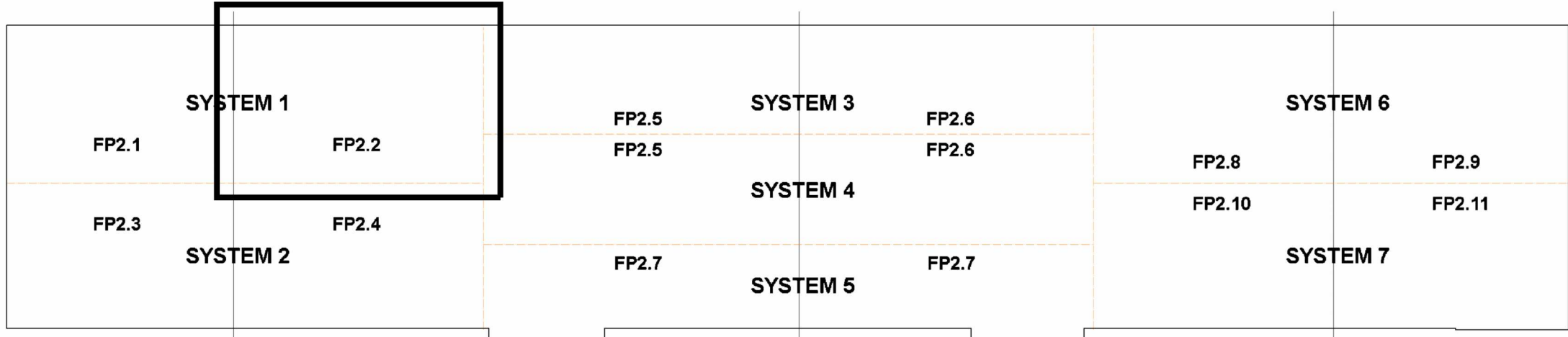


SYSTEM 1 - EAST  
SCALE: 1/8" = 1'-0"

\*PIPING CENTERLINES\*  
BRANCHLINES ARE TO BE HUNG 0'-8" BELOW TOS  
6" MAINS ARE TO BE HUNG 1'-7" BELOW TOS  
4" MAINS ARE TO BE HUNG 1'-6" BELOW TOS

Hydraulic Information									
Remote Area #1 - System 1									
OCCUPANCY CLASSIFICATION	ESFR								
MIN. END HEAD PRESSURE	52.000 (ESFR)								
TOTAL HOSE STREAMS	250.00								
TOTAL HEADS FLOWING	12								
K-FACTOR	16.80								
TOTAL WATER REQUIRED	1708.60								
TOTAL PRESSURE REQUIRED	82.824								
BASE of RISER (gpm)	1708.60								
BASE of RISER (psi)	63.780								
SAFETY MARGIN (psi)	+6.781 (7.6%)								

Sprinkler Legend										
Symbol	Manufacturer	SIN	Model	Quantity	K-Factor	Type	Size	Response	Finish	Note
	Viking	VK503	ESFR	2829	16.80	Pendent	3/4"	Fast	Brass	205°F
	Viking	VK3501	Microfast	4	8.00	Upright	3/4"	Quick	Brass	200°F
				Total = 2833						








3001 RESEARCH Rd  
CHAMPAIGN, IL 61822  
(217) 356-0700  
MISSOURI COA:  
E-2022012018



CERTIFICATION



THIS DRAWING AND THE IDEAS, DESIGNS  
AND CONCEPTS CONTAINED HEREIN ARE  
THE EXCLUSIVE INTELLECTUAL PROPERTY OF  
CURRAN ARCHITECTURE, AND ARE NOT TO  
BE USED OR REPRODUCED, WHOLE OR IN  
PART, WITHOUT THE WRITTEN CONSENT OF  
CURRAN ARCHITECTURE.  
© COPYRIGHT 2021, CURRAN ARCHITECTURE

PROJECT INFORMATION

LEE'S SUMMIT LOGISTICS  
BUILDING C LOT 2  
NW CORNER OF  
NE TUDOR RD & MAIN ST  
LEE'S SUMMIT, MO 64086

ISSUE DATES

PERMIT SET 8-11-22  
REVISION #1 - UNDERGROUND CHANGE 3-10-23  
REVISION #2 - L.S. PLAN REVIEW COMMENTS 4-4-24

210300

FP 2.3



SYSTEM 2 - WEST


SCALE: 1/8" = 1'-0"

\*PIPING CENTERLINES\*  
BRANCHLINES ARE TO BE HUNG 0'-8" BELOW TOS  
6" MAINS ARE TO BE HUNG 1'-7" BELOW TOS  
4" MAINS ARE TO BE HUNG 1'-6" BELOW TOS

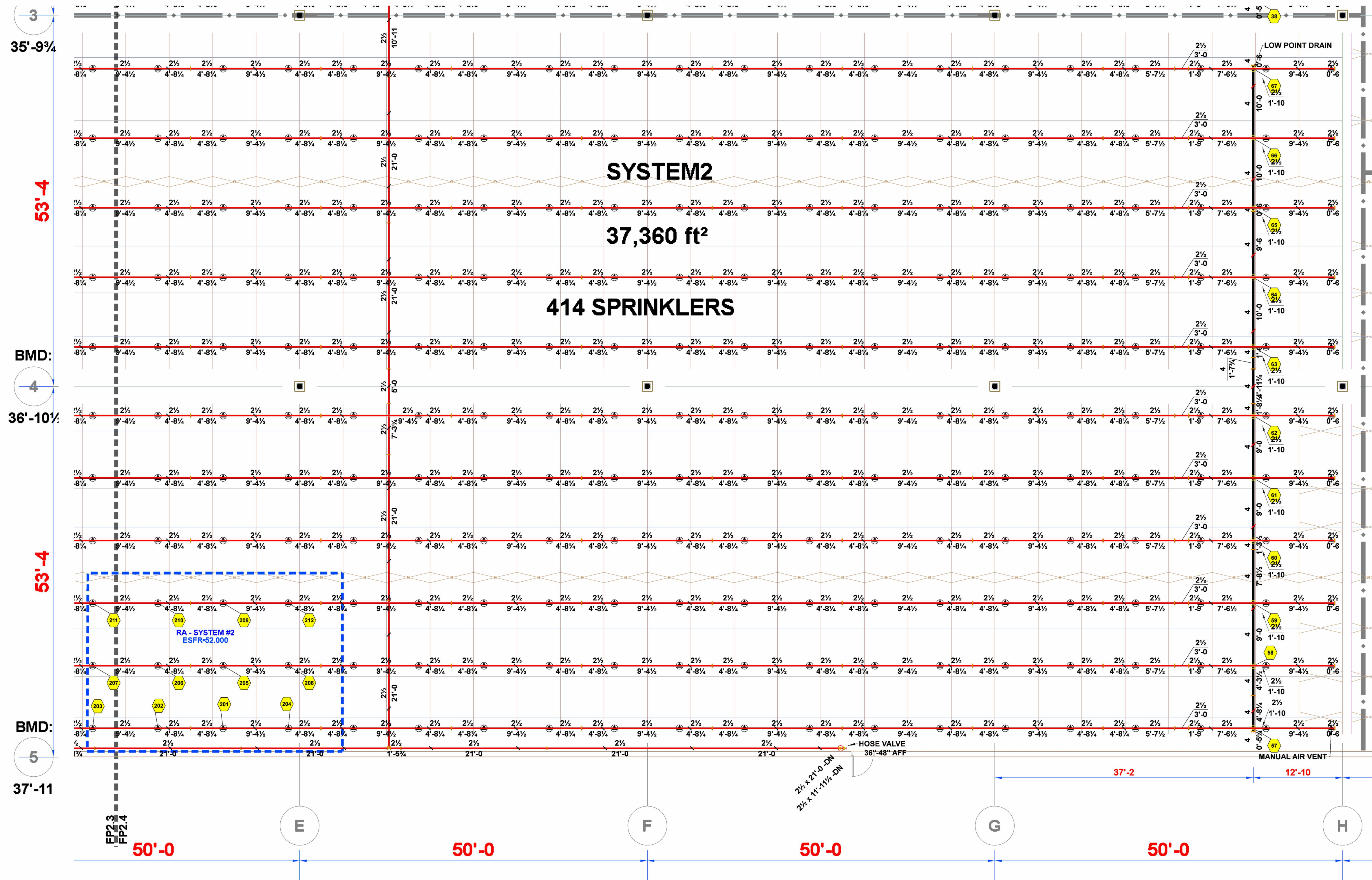
Hydraulic Information	
Remote Area #2 - System 2	
OCCUPANCY CLASSIFICATION	ESFR
MIN. END HEAD PRESSURE	52.000 (ESFR)
TOTAL HOSE STREAMS	250.00
TOTAL HEADS FLOWING	12
K-FACTOR	16.80
TOTAL WATER REQUIRED	1709.09
TOTAL PRESSURE REQUIRED	68.093
BASE OF RISER (gpm)	1709.09
BASE OF RISER (psi)	49.041
SAFETY MARGIN (psi)	+21.508 (24.0%)

Sprinkler Legend

Symbol	Manufacturer	SIN	Model	Quantity	K-Factor	Type	Size	Response	Finish	Temperature	Note
	Viking	VK503	ESFR	2829	16.80	Pendent	3/4"	Fast	Brass	205°F	
	Viking	VK3501	Microfast	4	8.00	Upright	3/4"	Quick	Brass	200°F	BRASS
				Total = 2833							





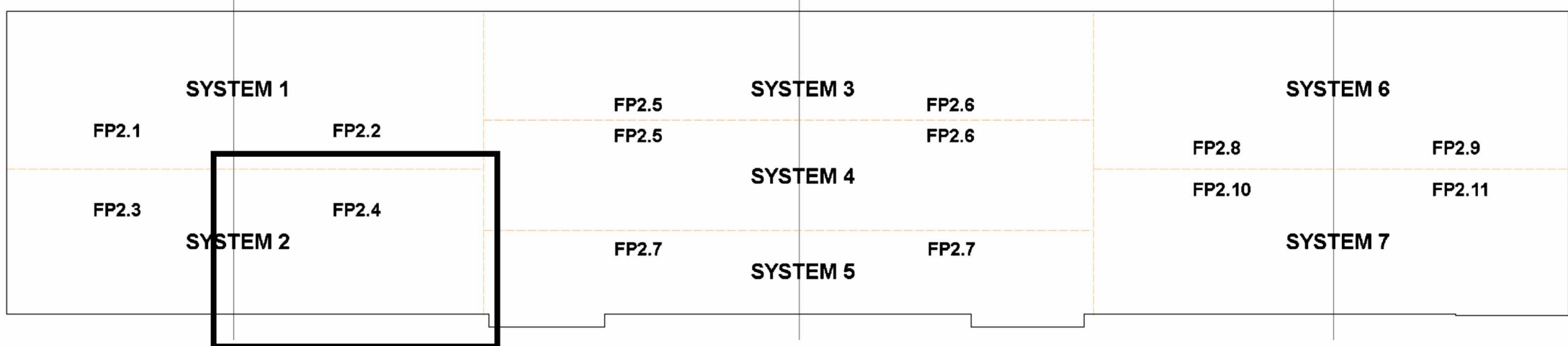


SYSTEM 2 - EAST  
SCALE: 1/8" = 1'-0"

\*PIPING CENTERLINES\*  
BRANCHLINES ARE TO BE HUNG 0'-8" BELOW TOS  
6" MAINS ARE TO BE HUNG 1'-7" BELOW TOS  
4" MAINS ARE TO BE HUNG 1'-6" BELOW TOS

Hydraulic Information									
Remote Area #2 - System 2									
OCCUPANCY CLASSIFICATION	ESFR								
MIN. END HEAD PRESSURE	52.000 (ESFR)								
TOTAL HOSE STREAMS	250.00								
TOTAL HEADS FLOWING	12								
K-FACTOR	16.80								
TOTAL WATER REQUIRED	1709.09								
TOTAL PRESSURE REQUIRED	68.093								
BASE of RISER (gpm)	1709.09								
BASE of RISER (psi)	49.041								
SAFETY MARGIN (psi)	+21.508 (24.0%)								

Sprinkler Legend										
Symbol	Manufacturer	SIN	Model	Quantity	K-Factor	Type	Size	Response	Finish	Temperature
	Viking	VK503	ESFR	2829	16.80	Pendent	3/4"	Fast	Brass	205°F
	Viking	VK3501	Microfast	4	8.00	Upright	3/4"	Quick	Brass	200°F
Total = 2833										BRASS




F.E. MORAN



3001 RESEARCH Rd  
CHAMPAIGN, IL 61822  
(217) 356-0700  
MISSOURI COA:  
E-2022012018



CERTIFICATION



THIS DRAWING AND THE IDEAS, DESIGNS  
AND CONCEPTS CONTAINED HEREIN ARE  
THE EXCLUSIVE INTELLECTUAL PROPERTY OF  
CURRAN ARCHITECTURE, AND ARE NOT TO  
BE USED OR REPRODUCED, WHOLE OR IN  
PART, WITHOUT THE WRITTEN CONSENT OF  
CURRAN ARCHITECTURE.  
© COPYRIGHT 2021, CURRAN ARCHITECTURE

PROJECT INFORMATION

LEE'S SUMMIT LOGISTICS  
BUILDING C LOT 2

NW CORNER OF  
NE TUDOR RD & MAIN ST  
LEE'S SUMMIT, MO 64086

ISSUE DATES

PERMIT SET 8-11-22

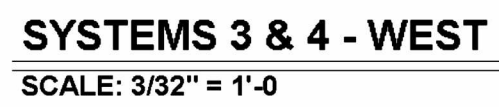
REVISION #1 - UNDERGROUND CHANGE 3-10-23

REVISION #2 - L.S. PLAN REVIEW COMMENTS 4-4-24




210300

FP 2.4





**\*PIPING CENTERLINES\***  
**BRANCHLINES ARE TO BE HUNG 0'-8" BELOW TOS**  
**6" MAINS ARE TO BE HUNG 1'-7" BELOW TOS**  
**4" MAINS ARE TO BE HUNG 1'-6" BELOW TOS**

Sprinkler Legend											
Symbol	Manufacturer	SIN	Model	Quantity	K-Factor	Type	Size	Response	Finish	Temperature	Note
	Viking	VK503	ESFR	2829	16.80	Pendent	3/4"	Fast	Brass	205°F	
	Viking	VK3501	Microfast	4	8.00	Upright	3/4"	Quick	Brass	200°F	BRASS
				Total = 2833							






3001 RESEARCH Rd  
CHAMPAIGN, IL 61822  
(217) 356-0700  
MISSOURI COA:  
E-2022012018



CERTIFICATION



THIS DRAWING AND THE IDEAS, DESIGNS  
AND CONCEPTS CONTAINED HEREIN ARE  
THE EXCLUSIVE INTELLECTUAL PROPERTY OF  
CURRAN ARCHITECTURE, AND ARE NOT TO  
BE USED OR REPRODUCED, WHOLE OR IN  
PART, WITHOUT THE WRITTEN CONSENT OF  
CURRAN ARCHITECTURE.  
© COPYRIGHT 2021, CURRAN ARCHITECTURE

PROJECT INFORMATION


LEE'S SUMMIT LOGISTICS  
BUILDING C LOT 2  
NW CORNER OF  
NE TUDOR RD & MAIN ST  
LEE'S SUMMIT, MO 64086

ISSUE DATES

PERMIT SET	8-11-22
REVISION #1 - UNDERGROUND CHANGE	3-10-23
REVISION #2 - L.S. PLAN REVIEW COMMENTS	4-4-24

210300

FP 2.6



BMD:  
1  
34'-9"

BMD:  
2  
34'-9"

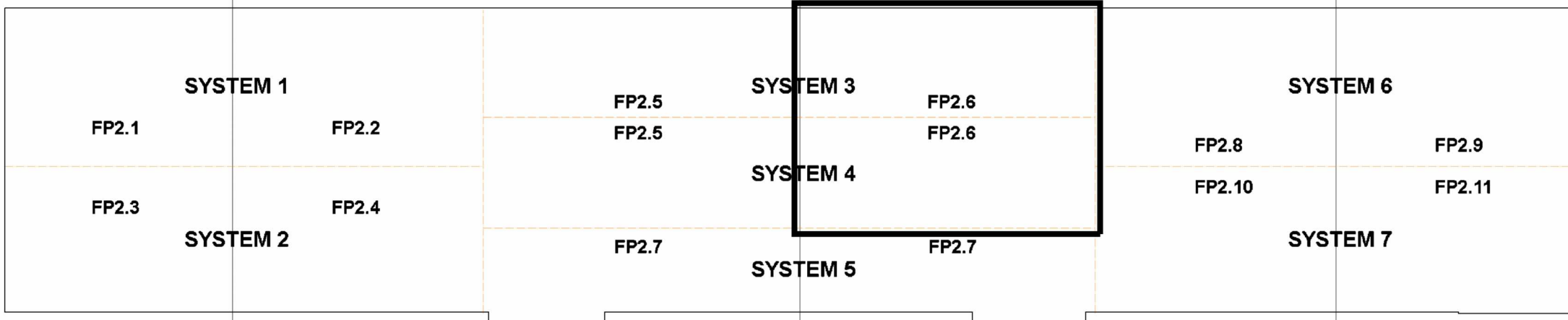
BMD:  
3  
35'-9 3/4"

Hydraulic Information	
Remote Area #3 - System 3	
OCCUPANCY CLASSIFICATION	ESFR
MIN. END HEAD PRESSURE	52.000 (ESFR)
TOTAL HOSE STREAMS	250.00
TOTAL HEADS FLOWING	12
K-FACTOR	16.80
TOTAL WATER REQUIRED	1708.00
TOTAL PRESSURE REQUIRED	80.862
BASE of RISER (gpm)	1708.00
BASE of RISER (psi)	61.827
SAFETY MARGIN (psi)	+8.748 (9.8%)

Hydraulic Information	
Remote Area #4 - System 4	
OCCUPANCY CLASSIFICATION	ESFR
MIN. END HEAD PRESSURE	52.000 (ESFR)
TOTAL HOSE STREAMS	250.00
TOTAL HEADS FLOWING	12
K-FACTOR	16.80
TOTAL WATER REQUIRED	1709.87
TOTAL PRESSURE REQUIRED	84.046
BASE of RISER (gpm)	1709.87
BASE of RISER (psi)	64.983
SAFETY MARGIN (psi)	+5.549 (6.2%)

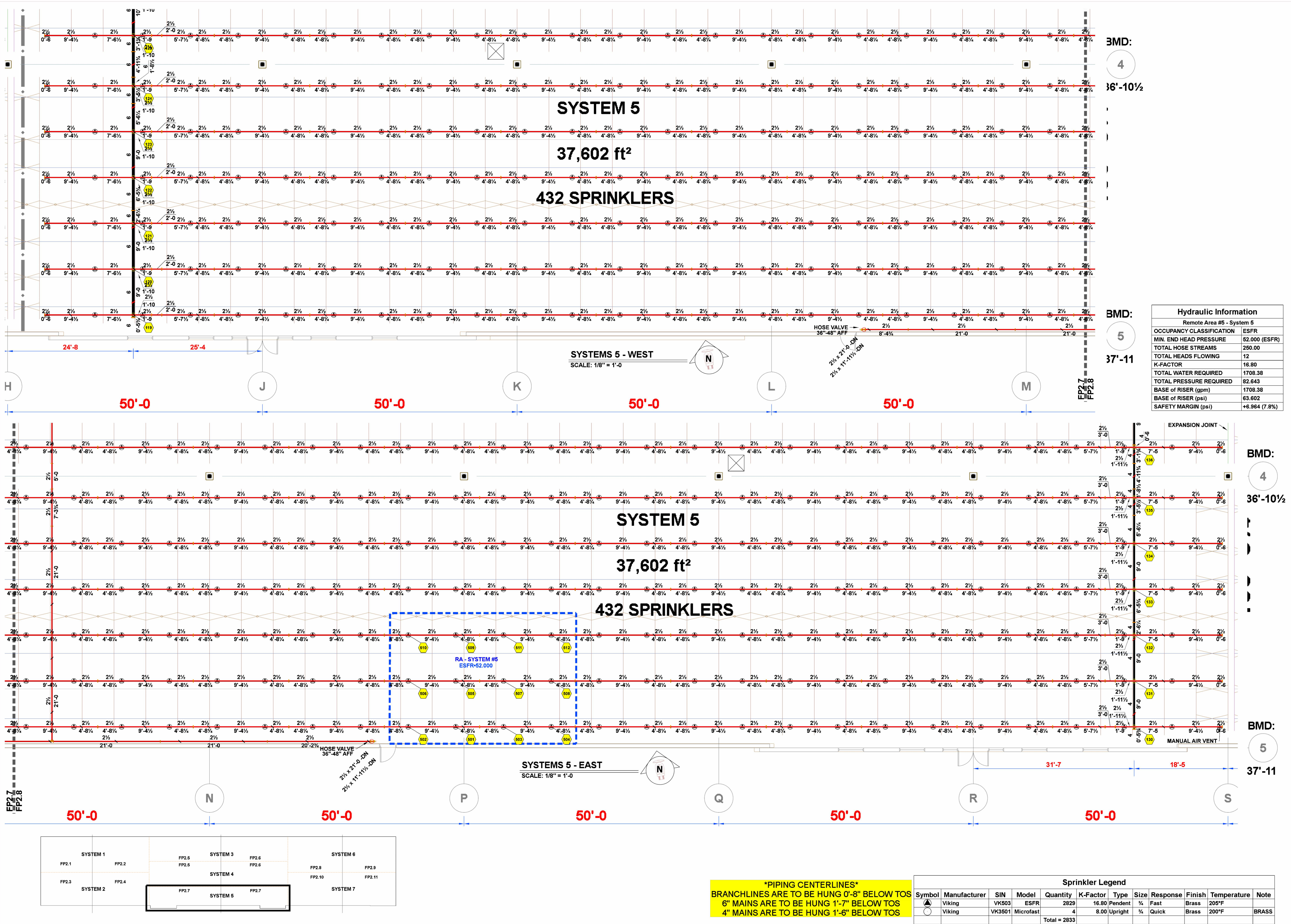
SYSTEMS 3 & 4 - EAST  
SCALE: 3/32" = 1'-0"

\*PIPING CENTERLINES\*  
BRANCHLINES ARE TO BE HUNG 0'-8" BELOW TOS  
6" MAINS ARE TO BE HUNG 1'-7" BELOW TOS  
4" MAINS ARE TO BE HUNG 1'-6" BELOW TOS



Sprinkler Legend										
Symbol	Manufacturer	SIN	Model	Quantity	K-Factor	Type	Size	Response	Finish	Note
	Viking	VK503	ESFR	2829	16.80	Pendent	3/4"	Fast	Brass	205°F
	Viking	VK3501	Microfast	4	8.00	Upright	3/4"	Quick	Brass	200°F
Total =				2833						





**F.E. MORAN**

**3001 RESEARCH Rd**  
**CHAMPAIGN, IL 61822**  
**(217) 356-0700**  
**MISSOURI COA:**  
**E-2022012018**

**SCANNELL**  
PROPERTIES

**CERTIFICATION**

JAMES A. BOUCHE  
NUMBER  
PE-200308062  
PROFESSIONAL ENGINEER

THIS DRAWING AND THE IDEAS, DESIGNS AND CONCEPTS CONTAINED HEREIN ARE THE EXCLUSIVE INTELLECTUAL PROPERTY OF CURRAN ARCHITECTURE, AND ARE NOT TO BE USED OR REPRODUCED, WHOLE OR IN PART, WITHOUT THE WRITTEN CONSENT OF CURRAN ARCHITECTURE.  
© COPYRIGHT 2021, CURRAN ARCHITECTURE

**PROJECT INFORMATION**

**LEE'S SUMMIT LOGISTICS**  
**BUILDING C LOT 2**

NW CORNER OF  
NE TUDOR RD & MAIN ST  
LEE'S SUMMIT, MO 64086

**ISSUE DATES**

PERMIT SET 8-11-22

REVISION #1 - UNDERGROUND CHANGE 3-10-23

REVISION #2 - L.S. PLAN REVIEW COMMENTS 4-4-24

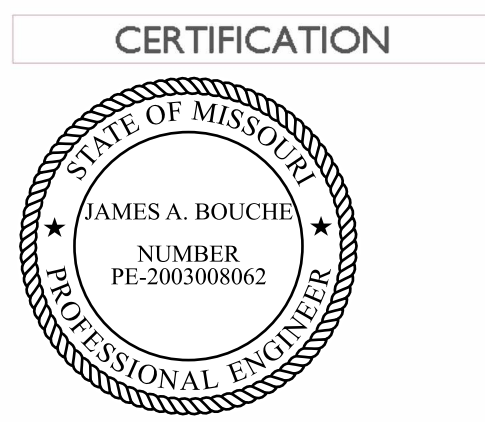
210300

**FP 2.7**





3001 RESEARCH Rd  
CHAMPAIGN, IL 61822  
(217) 356-0700  
MISSOURI COA:  
E-2022012018



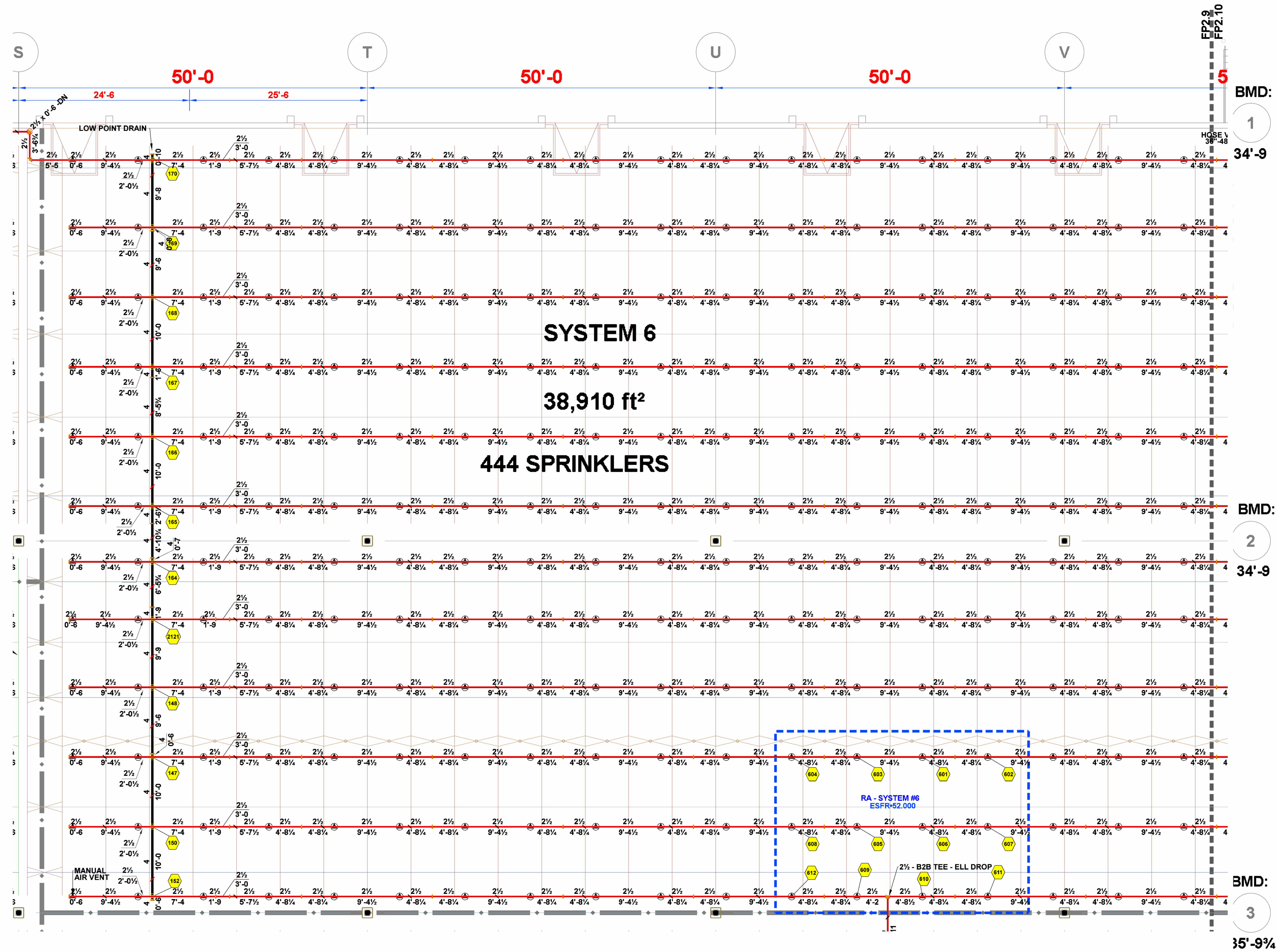
THIS DRAWING AND THE IDEAS, DESIGNS  
AND CONCEPTS CONTAINED HEREIN ARE  
THE EXCLUSIVE INTELLECTUAL PROPERTY OF  
CURRAN ARCHITECTURE, AND ARE NOT TO  
BE USED OR REPRODUCED, WHOLE OR IN  
PART, WITHOUT THE WRITTEN CONSENT OF  
CURRAN ARCHITECTURE.  
© COPYRIGHT 2021, CURRAN ARCHITECTURE

PROJECT INFORMATION  
LEE'S SUMMIT LOGISTICS  
BUILDING C LOT 2  
NW CORNER OF  
NE TUDOR RD & MAIN ST  
LEE'S SUMMIT, MO 64086

ISSUE DATES  
PERMIT SET 8-11-22  
REVISION #1 - UNDERGROUND CHANGE 3-10-23  
REVISION #2 - L.S. PLAN REVIEW COMMENTS 4-4-24

210300

FP 2.8

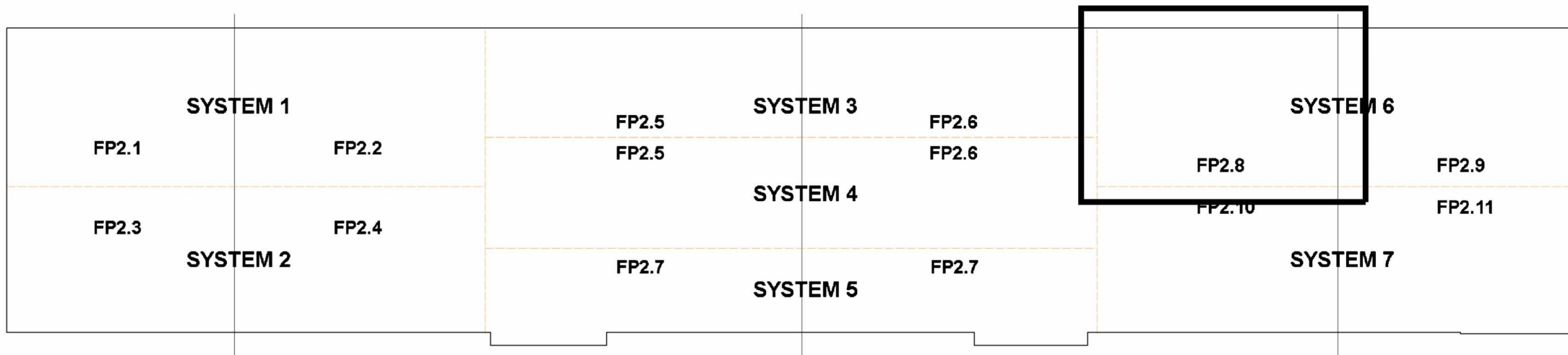


SYSTEMS 6 - WEST  
SCALE: 1/8" = 1'-0"

\*PIPING CENTERLINES\*  
BRANCHLINES ARE TO BE HUNG 0'-8" BELOW TOS  
6" MAINS ARE TO BE HUNG 1'-7" BELOW TOS  
4" MAINS ARE TO BE HUNG 1'-6" BELOW TOS

Hydraulic Information	
Remote Area #6 - System 6	
OCCUPANCY CLASSIFICATION	ESFR
MIN. END HEAD PRESSURE	52.000 (ESFR)
TOTAL HOSE STREAMS	250.00
TOTAL HEADS FLOWING	12
K-FACTOR	16.80
TOTAL WATER REQUIRED	1710.77
TOTAL PRESSURE REQUIRED	80.322
BASE of RISER (gpm)	1710.77
BASE of RISER (psi)	61.245
SAFETY MARGIN (psi)	+9.266 (10.3%)

Sprinkler Legend										
Symbol	Manufacturer	SIN	Model	Quantity	K-Factor	Type	Size	Response	Finish	Temperature
	Viking	VK503	ESFR	2829	16.80	Pendent	3/4"	Fast	Brass	205°F
	Viking	VK3501	Microfast	4	8.00	Upright	3/4"	Quick	Brass	200°F
				Total = 2833						








3001 RESEARCH Rd  
CHAMPAIGN, IL 61822  
(217) 356-0700  
MISSOURI COA:  
E-2022012018



CERTIFICATION



THIS DRAWING AND THE IDEAS, DESIGNS  
AND CONCEPTS CONTAINED HEREIN ARE  
THE EXCLUSIVE INTELLECTUAL PROPERTY OF  
CURRAN ARCHITECTURE, AND ARE NOT TO  
BE USED OR REPRODUCED, WHOLE OR IN  
PART, WITHOUT THE WRITTEN CONSENT OF  
CURRAN ARCHITECTURE.  
© COPYRIGHT 2021, CURRAN ARCHITECTURE

PROJECT INFORMATION

LEE'S SUMMIT LOGISTICS  
BUILDING C LOT 2

NW CORNER OF  
NE TUDOR RD & MAIN ST  
LEE'S SUMMIT, MO 64086

ISSUE DATES

PERMIT SET	8-11-22
REVISION #1 - UNDERGROUND CHANGE	3-10-23
REVISION #2 - L.S. PLAN REVIEW COMMENTS	4-4-24

210300


FP 2.9



SYSTEMS 6 - EAST

SCALE: 1/8" = 1'-0"

\*PIPING CENTERLINES\*  
BRANCHLINES ARE TO BE HUNG 0'-8" BELOW TOS  
6" MAINS ARE TO BE HUNG 1'-7" BELOW TOS  
4" MAINS ARE TO BE HUNG 1'-6" BELOW TOS



Sprinkler Legend										
Symbol	Manufacturer	SIN	Model	Quantity	K-Factor	Type	Size	Response	Finish	Temperature
	Viking	VK503	ESFR	2829	16.80	Pendent	3/4"	Fast	Brass	205°F
	Viking	VK3501	Microfast	4	8.00	Upright	3/4"	Quick	Brass	200°F
				Total = 2833						






3001 RESEARCH Rd  
CHAMPAIGN, IL 61822  
(217) 356-0700  
MISSOURI COA:  
E-2022012018



CERTIFICATION



THIS DRAWING AND THE IDEAS, DESIGNS  
AND CONCEPTS CONTAINED HEREIN ARE  
THE EXCLUSIVE INTELLECTUAL PROPERTY OF  
CURRAN ARCHITECTURE, AND ARE NOT TO  
BE USED OR REPRODUCED, WHOLE OR IN  
PART, WITHOUT THE WRITTEN CONSENT OF  
CURRAN ARCHITECTURE.  
© COPYRIGHT 2021, CURRAN ARCHITECTURE

PROJECT INFORMATION

LEE'S SUMMIT LOGISTICS  
BUILDING C LOT 2


NW CORNER OF  
NE TUDOR RD & MAIN ST  
LEE'S SUMMIT, MO 64086

ISSUE DATES

PERMIT SET 8-11-22  
REVISION #1 - UNDERGROUND CHANGE 3-10-23  
REVISION #2 - L.S. PLAN REVIEW COMMENTS 4-4-24

210300

FP 2.10



SYSTEMS 7 - WEST

SCALE: 1/8" = 1'-0"

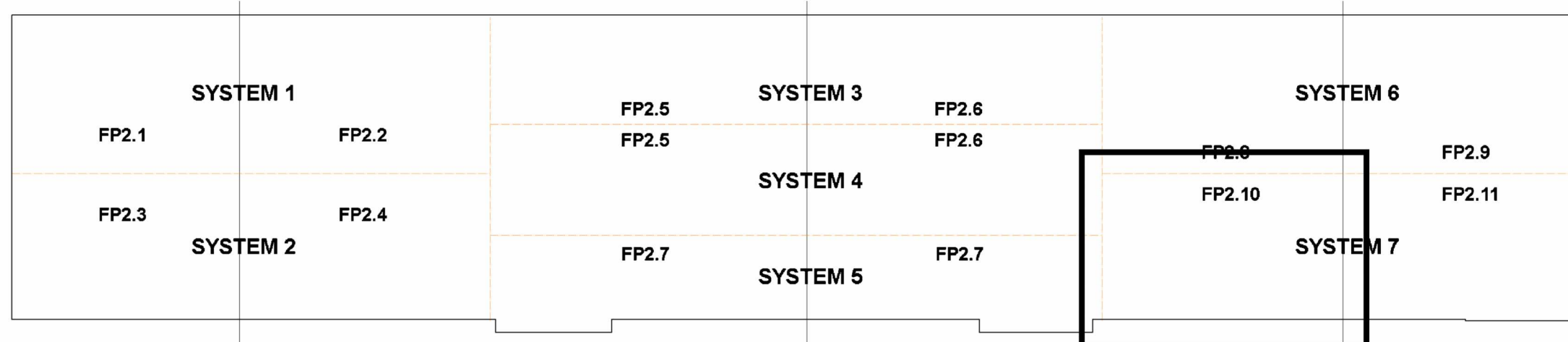
\*PIPING CENTERLINES\*  
BRANCHLINES ARE TO BE HUNG 0'-8" BELOW TOS  
6" MAINS ARE TO BE HUNG 1'-7" BELOW TOS  
4" MAINS ARE TO BE HUNG 1'-6" BELOW TOS

Hydraulic Information

Remote Area #7 - System 7	
OCCUPANCY CLASSIFICATION	ESFR
MIN. END HEAD PRESSURE	52.000 (ESFR)
TOTAL HOSE STREAMS	250.00
TOTAL HEADS FLOWING	12
K-FACTOR	16.80
TOTAL WATER REQUIRED	1709.12
TOTAL PRESSURE REQUIRED	84.236
BASE of RISER (gpm)	1709.12
BASE of RISER (psi)	65.184
SAFETY MARGIN (psi)	+5.365 (6.0%)

Sprinkler Legend

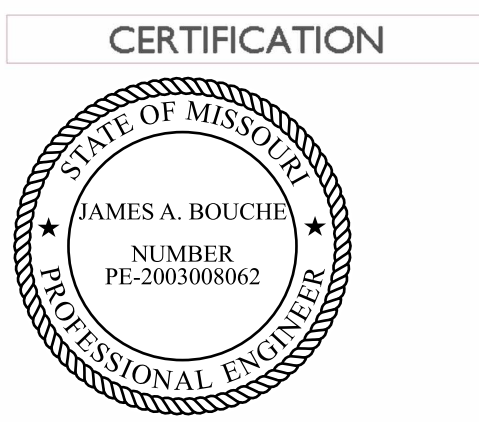
Symbol	Manufacturer	SIN	Model	Quantity	K-Factor	Type	Size	Response	Finish	Temperature	Note
	Viking	VK503	ESFR	2829	16.80	Pendent	3/4"	Fast	Brass	205°F	
	Viking	VK3501	Microfast	4	8.00	Upright	3/4"	Quick	Brass	200°F	BRASS
Total = 2833											







3001 RESEARCH Rd  
CHAMPAIGN, IL 61822  
(217) 356-0700  
MISSOURI COA:  
E-2022012018




THIS DRAWING AND THE IDEAS, DESIGNS  
AND CONCEPTS CONTAINED HEREIN ARE  
THE EXCLUSIVE INTELLECTUAL PROPERTY OF  
CURRAN ARCHITECTURE, AND ARE NOT TO  
BE USED OR REPRODUCED, WHOLE OR IN  
PART, WITHOUT THE WRITTEN CONSENT OF  
CURRAN ARCHITECTURE.  
© COPYRIGHT 2021, CURRAN ARCHITECTURE

PROJECT INFORMATION  
LEE'S SUMMIT LOGISTICS  
BUILDING C LOT 2  
NW CORNER OF  
NE TUDOR RD & MAIN ST  
LEE'S SUMMIT, MO 64086

ISSUE DATES	
PERMIT SET	8-11-22
REVISION #1 - UNDERGROUND CHANGE	3-10-23
REVISION #2 - L.S. PLAN REVIEW COMMENTS	4-4-24

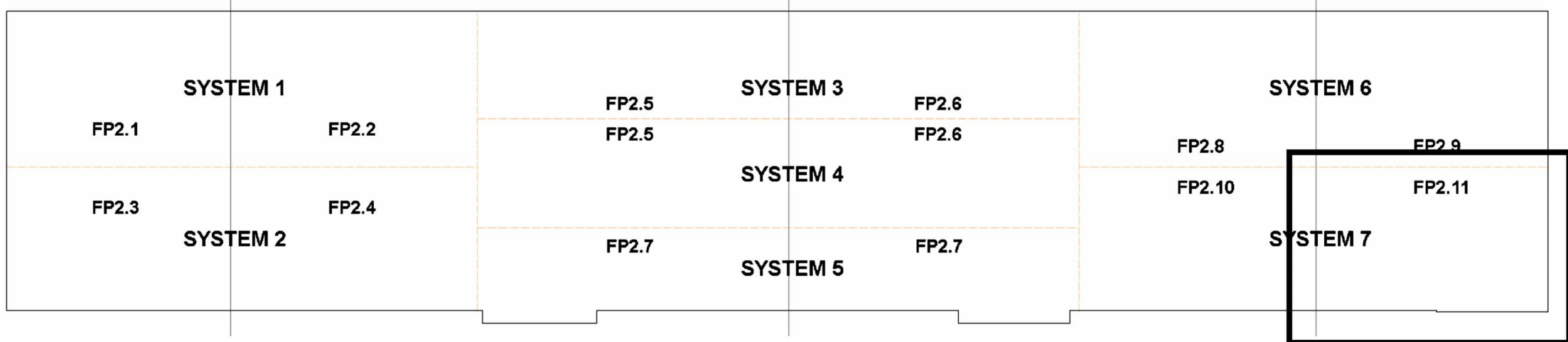
210300

FP 2.11



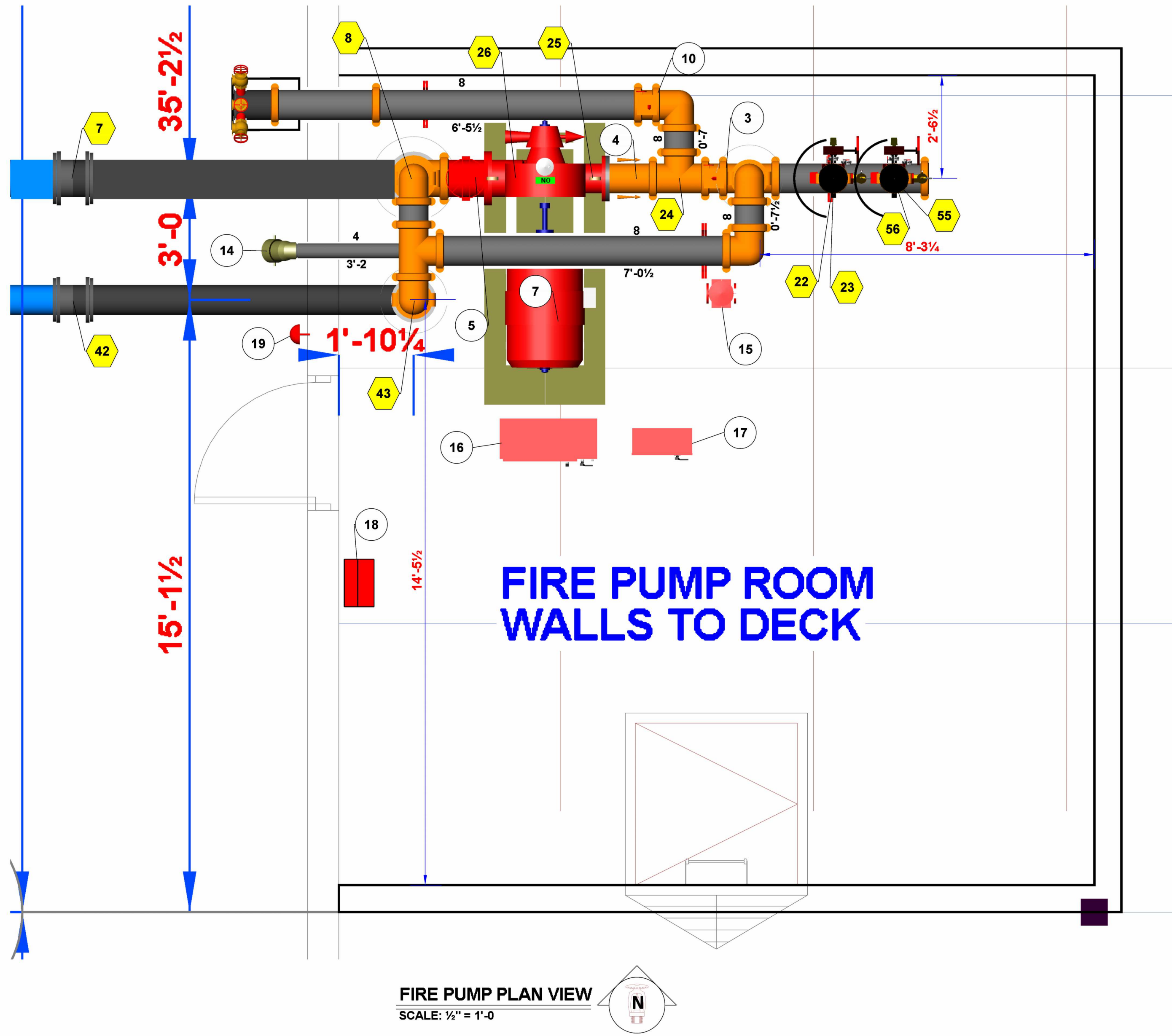
SYSTEMS 7 - EAST  
SCALE: 1/8" = 1'-0"

\*PIPING CENTERLINES\*  
BRANCHLINES ARE TO BE HUNG 0'-8" BELOW TOS  
6" MAINS ARE TO BE HUNG 1'-7" BELOW TOS  
4" MAINS ARE TO BE HUNG 1'-6" BELOW TOS



Sprinkler Legend										
Symbol	Manufacturer	SIN	Model	Quantity	K-Factor	Type	Size	Response	Finish	Temperature
	Viking	VK503	ESFR	2829	16.80	Pendent	3/4"	Fast	Brass	205°F
	Viking	VK3501	Microfast	4	8.00	Upright	3/4"	Quick	Brass	200°F
				Total = 2833						





FIRE PUMP PLAN VIEW  
SCALE: 1/2" = 1'-0"

FIRE PUMP NOTES:  
-IN ADDITION TO THE FOLLOWING NOTES, ALL WORK AND MATERIAL SHALL CONFORM TO NFPA 13 AND NFPA 20, AS APPLICABLE

NFPA 20 REQUIREMENTS:

EQUIPMENT PROTECTION:  
SUITABLE MEANS SHALL BE PROVIDED FOR MAINTAINING THE TEMPERATURE OF A PUMP ROOM OR PUMP HOUSE, WHERE REQUIRED, ABOVE 40 DEG F. ARTIFICIAL LIGHT SHALL BE PROVIDED IN THE PUMP ROOM OR PUMP HOUSE. EMERGENCY LIGHTING SHALL BE PROVIDED BY FIXED OR PORTABLE BATTER OPERATED LIGHTS, INCLUDING FLASHLIGHTS. EMERGENCY LIGHTS SHALL NOT BE CONNECTED TO AN ENGINE STARTING BATTERY. PROVISION SHALL BE MADE FOR VENTILATION OF THE PUMP ROOM OR PUMP HOUSE. FLOORS SHALL BE PITCHED FOR ADEQUATE DRAINAGE OF ESCAPING WATER AWAY FROM CRITICAL EQUIPMENT SUCH AS THE PUMP, DRIVER, CONTROLLER, ETC. THE PUMP ROOM OR PUMP HOUSE SHALL BE PROVIDED WITH A FLOOR DRAIN THAT WILL DISCHARGE TO A FROST-FREE LOCATION.

PIPE AND FITTINGS:  
WHERE CORROSIVE CONDITIONS EXIST, THE STEEL SUCTION PIPE SHALL BE GALVANIZED. ALL PROVISIONS FOR WELDED PIPE SHALL BE IN ACCORDANCE WITH NFPA 51B, STANDARD FOR FIRE PREVENTION DURING WELDING, CUTTING, AND OTHER HOT WORK.

SUCTION PIPE AND FITTINGS:  
THE SUCTION PIPE SHALL BE INSTALLED AND TESTED IN ACCORDANCE WITH NFPA. A BY-PASS SHALL BE INSTALLED AROUND THE PUMP WHEN THE SUCTION PRESSURE IS OF MATERIAL VALUE WITHOUT THE PUMP. THE PIPE SIZE OF THE BY-PASS SHALL BE AS LARGE AS THE SIZE REQUIRED FOR SUCTION PIPE IN NFPA 20. THE BY-PASS CONTROL VALVES SHALL BE NORMALLY OPEN

DISCHARGE PIPE:  
SHALL BE HYDROSTATICALLY TESTED IN ACCORDANCE WITH NFPA 13. THE SIZE OF THE PUMP DISCHARGE PIPE AND FITTINGS SHALL BE NOT LESS THAN THAT GIVEN IN NFPA 20.

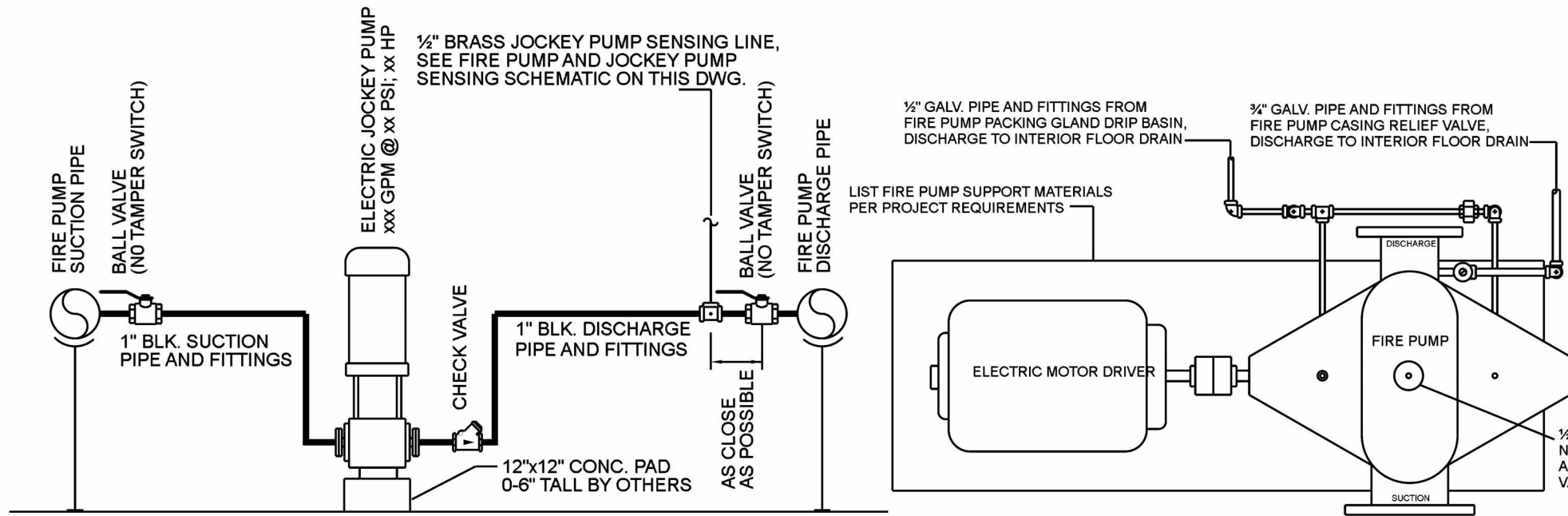
ELECTRIC DRIVE FOR PUMPS:  
ALL ELECTRICAL WORK TO SUPPLY POWER TO THE FIRE PUMP SHALL BE IN ACCORDANCE WITH CHAPTER 6 OF NFPA 20. ELECTRICAL WORK SHALL COMPLY WITH NFPA 70, ARTICLE 695 AND OTHER APPLICABLE ARTICLES. THE FIRE PUMP FEEDER CIRCUIT CONDUCTORS AND THEIR ACCESSORIES SHALL BE DEDICATED AND PROTECTED TO RESIST POSSIBLE DAMAGE BY FIRE, STRUCTURAL FAILURE, OR OPERATIONAL ACCIDENT. THE SUPPLY CONDUCTORS DIRECTLY CONNECT THE POWER SOURCE TO THE LISTED FIRE PUMP CONTROLLER.

FIRE PUMP CONTROLLER:  
SHALL BE WIRED FOR MANUAL SHUTDOWN. FIRE PUMP SHALL BE MONITORED FOR THE FOLLOWING CONDITIONS: FIRE PUMP OR MOTOR RUNNING, LOSS OF PHASE, PHASE REVERSAL.

FIRE PUMP ROOM MATERIAL LIST	
TAG No.	COMPONENT
1	10" FLANGE (SUPPLY FROM CITY)
2	10" TEE
3	8" BUTTERFLY VALVE - SUPERVISED NORMALLY OPEN
4	8" CHECK VALVE
5	10" GRV-GRV OS&Y GATE VALVE (w/ TAMPER)
6	10x8 FIRE PUMP - 1500gpm @ 75psi
7	125hp ELECTRIC MOTOR
8	10x8 GRV-GRV CONCENTRIC REDUCER
9	8" PIPE STAND
10	8" BUTTERFLY VALVE - SUPERVISED NORMALLY CLOSED
11	8 x 2 1/2 6 WAY TEST HEADER
12	8x6 CONCENTRIC REDUCER
13	4" CHECK VALVE
14	4" STORZ FDC
15	1.5hp JOCKEY PUMP ASSEMBLY (15gpm @ 85psi)
16	FIRE PUMP CONTROLLER
17	JOCKEY PUMP CONTROLLER
18	SPARE HEAD BOX
19	HORN & STROBE LIGHT
20	AUXILIARY DRAIN
21	1" JOCKEY PUMP PIPE OUTLET
22	6" UMC w/ FLOW SWITCH, PRESSURE GAUGE, 2" MAIN DRAIN, PRESSURE RELIEF VALVE CHECK VALVE, AND BUTTERFLY VALVE
23	8" UMC w/ FLOW SWITCH, PRESSURE GAUGE, 2" MAIN DRAIN, PRESSURE RELIEF VALVE CHECK VALVE, AND BUTTERFLY VALVE

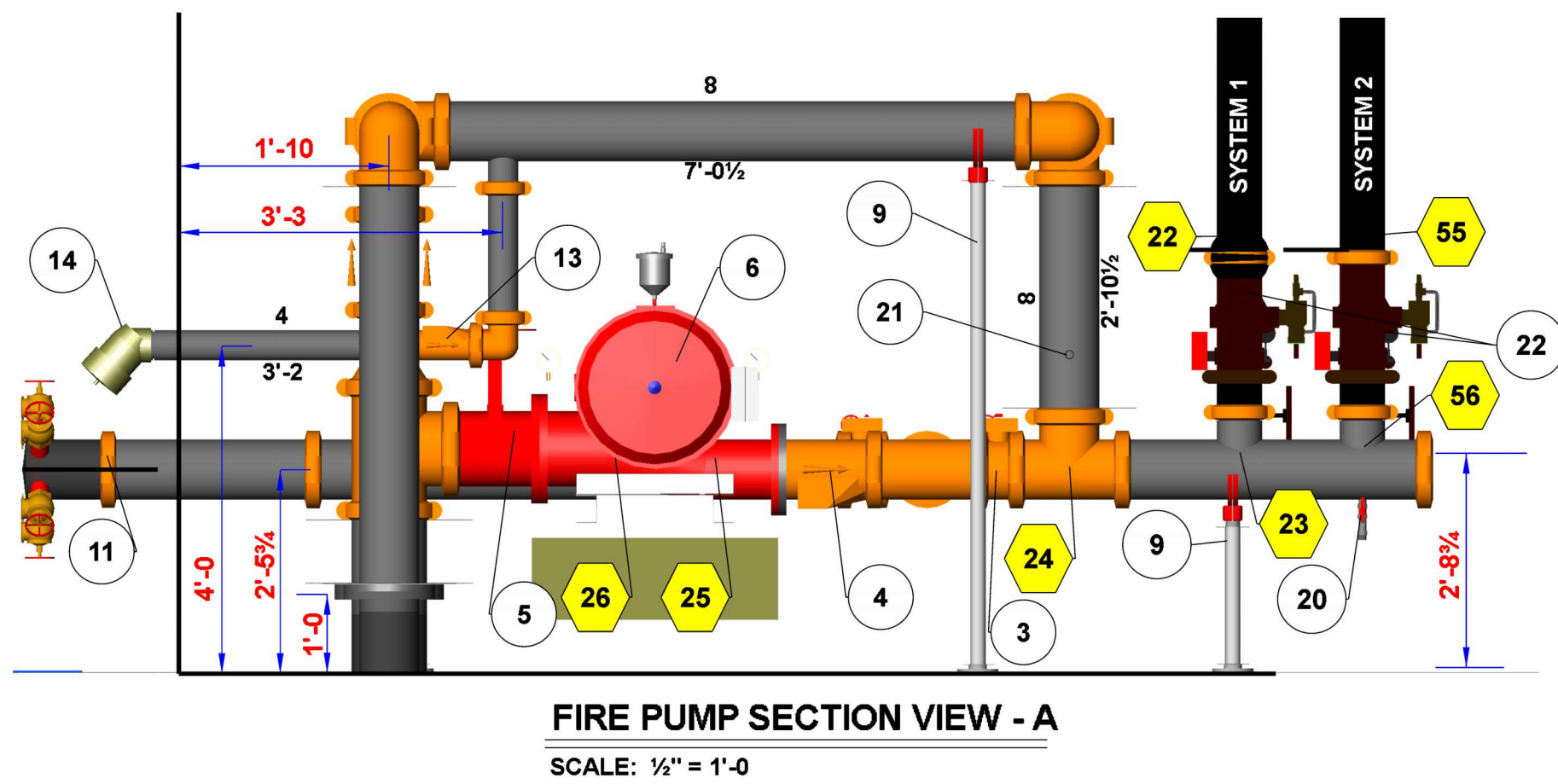
2

N.T.S.

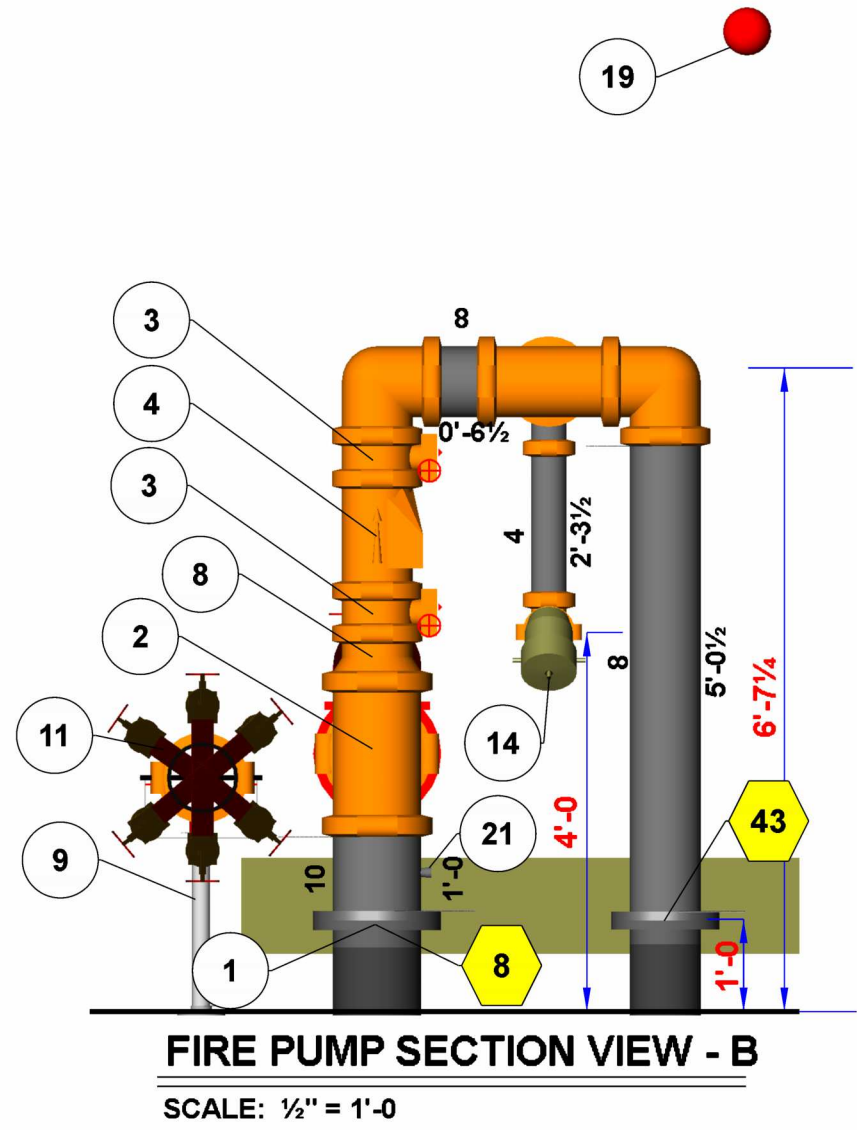


JOCKEY PUMP SCHEMATIC

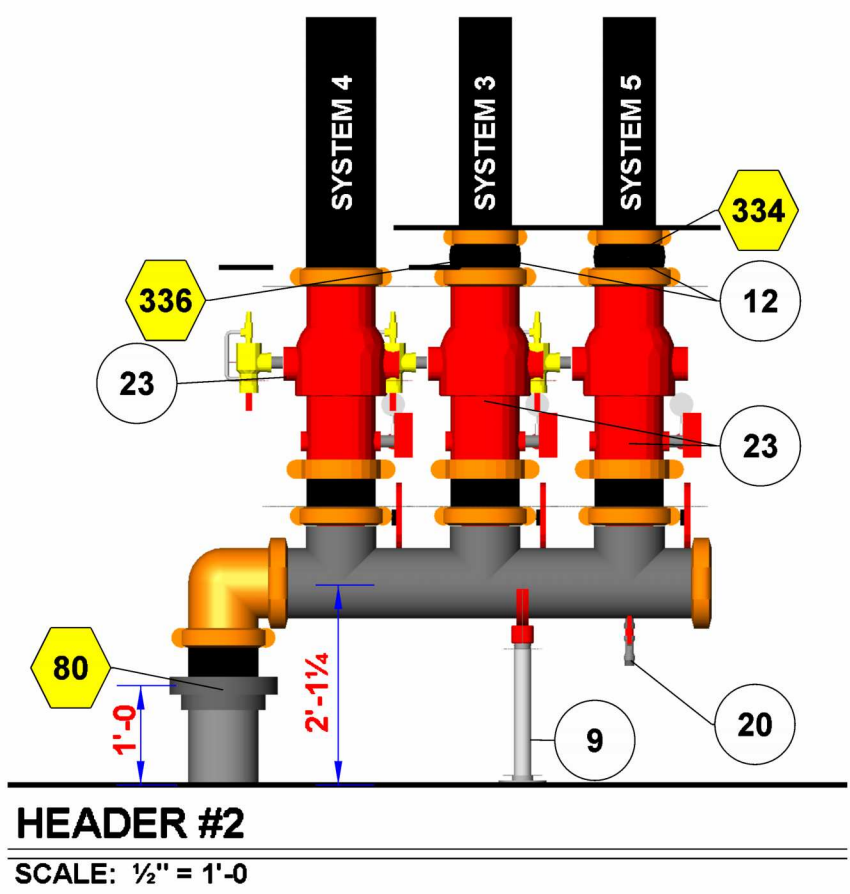
N.T.S.



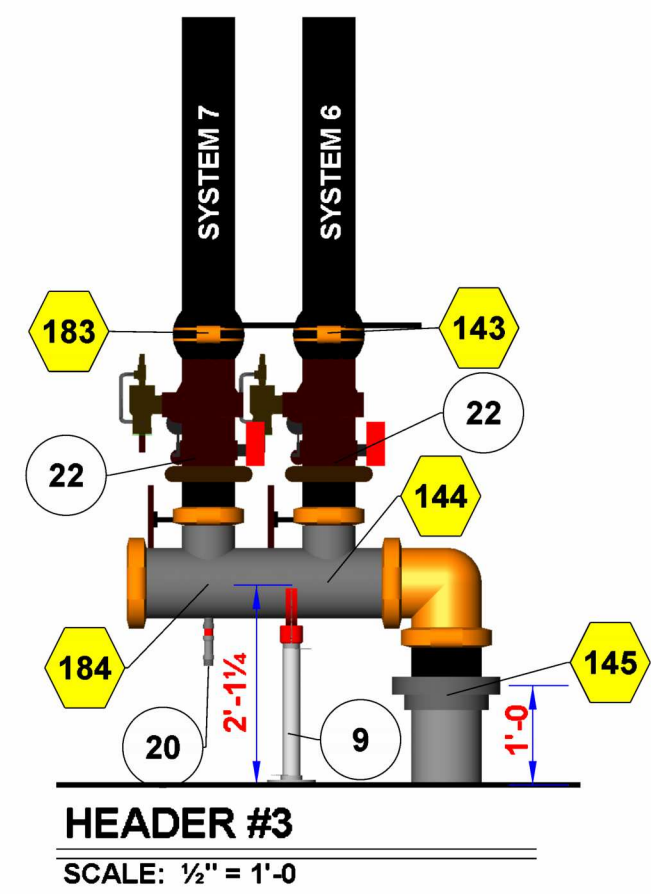
FIRE PUMP SECTION VIEW - A  
SCALE: 1/2" = 1'-0"



FIRE PUMP SECTION VIEW - B  
SCALE: 1/2" = 1'-0"

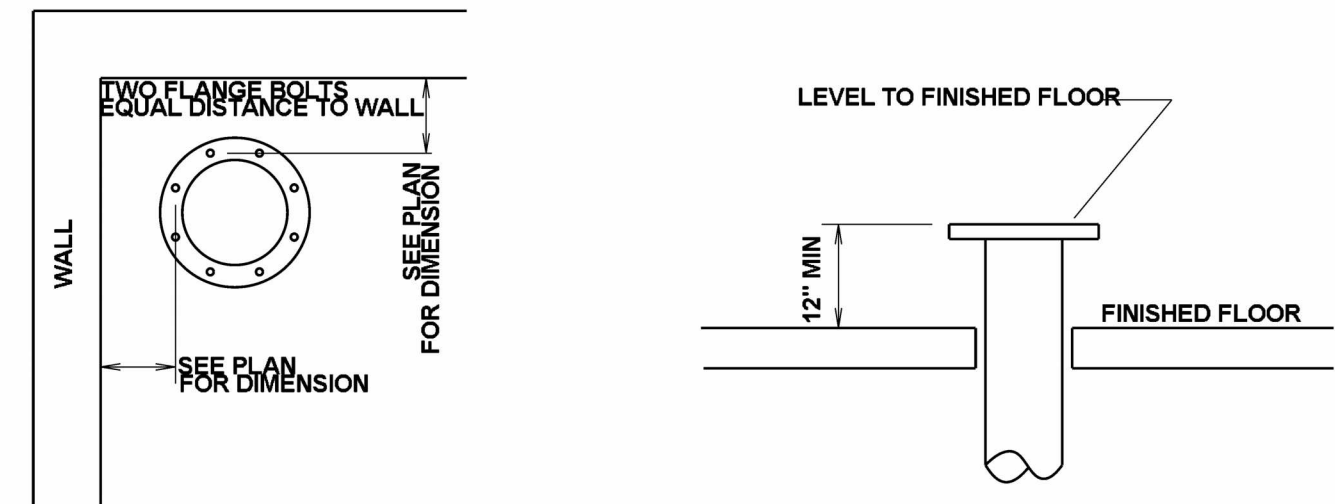


HEADER #2  
SCALE: 1/2" = 1'-0"

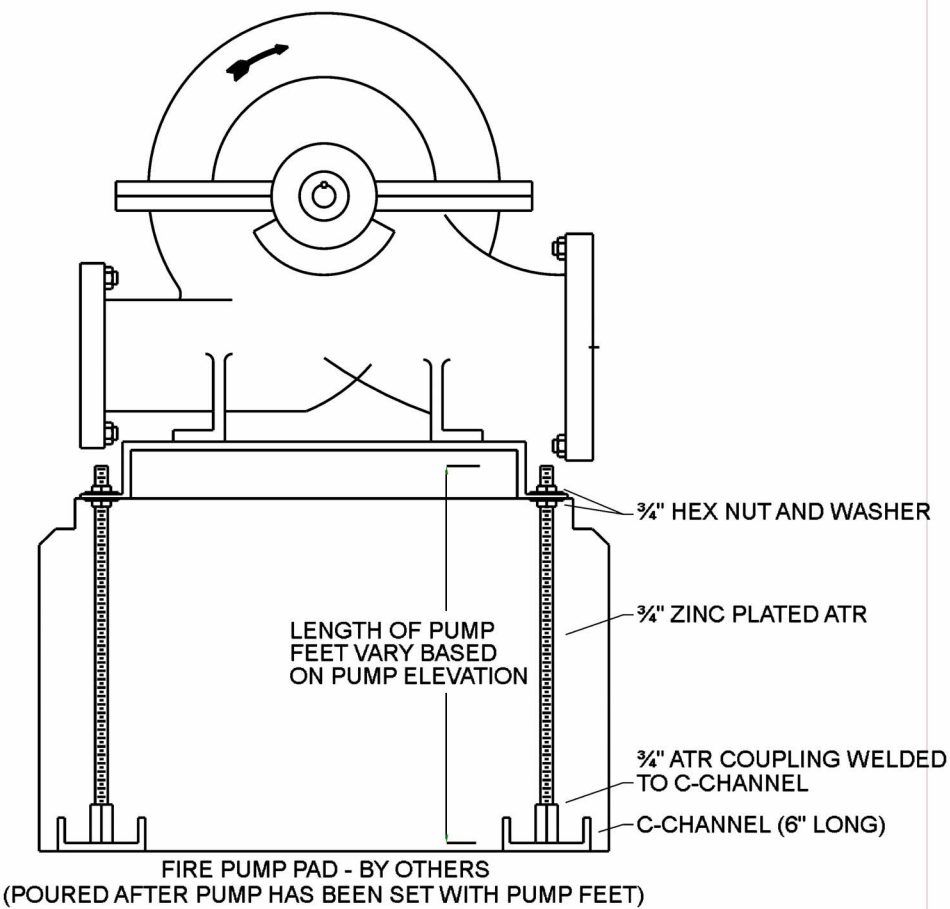


HEADER #3  
SCALE: 1/2" = 1'-0"

NOTE: ALL FIRE PROTECTION PIPING STUB-UPS WHETHER INSIDE OR OUTSIDE A BUILDING (INCLUDING PUMP ROOMS), SHALL BE INSTALLED UTILIZING THE "2-HOLE METHOD" ON ALL FLANGES. THE FLANGE SHALL BE INSTALLED WITH THE BOLT HOLES ALIGNED SO THAT FITTING, VALVES, AND EQUIPMENT ARE IN A SQUARE ALIGNMENT WITH ADJACENT WALLS AND FLOOR.



INCOMING FIRE PROTECTION SUPPLY DETAIL  
NOT TO SCALE



PUMP FEET DETAIL

N.T.S.

ELECTRIC FIRE PUMP SCHEMATIC

N.T.S.


F.E. MORAN



3001 RESEARCH Rd  
CHAMPAIGN, IL 61822  
(217) 356-0700  
MISSOURI COA:  
E-2022012018



CERTIFICATION



THIS DRAWING AND THE IDEAS, DESIGNS AND CONCEPTS CONTAINED HEREIN ARE THE EXCLUSIVE INTELLECTUAL PROPERTY OF CURRAN ARCHITECTURE, AND ARE NOT TO BE USED OR REPRODUCED, WHOLE OR IN PART, WITHOUT THE WRITTEN CONSENT OF CURRAN ARCHITECTURE.  
© COPYRIGHT 2021, CURRAN ARCHITECTURE

PROJECT INFORMATION

LEE'S SUMMIT LOGISTICS  
BUILDING C LOT 2  
NW CORNER OF  
NE TUDOR RD & MAIN ST  
LEE'S SUMMIT, MO 64086

ISSUE DATES

PERMIT SET	8-11-22
REVISION #1 - UNDERGROUND CHANGE	3-10-23
REVISION #2 - L.S. PLAN REVIEW COMMENTS	4-4-24

FP 3.0