



LEE'S SUMMIT
GRID: 0901

94°21'34"W 38°53'29"N NAD83
Maximo WO #: 26432869

THE ROUTE OF THE GAS SERVICE
MUST BE BROUGHT TO GRADE AND
CLEARED OF BUILDING MATERIAL
BY THE CUSTOMER PRIOR TO
INSTALLATION.

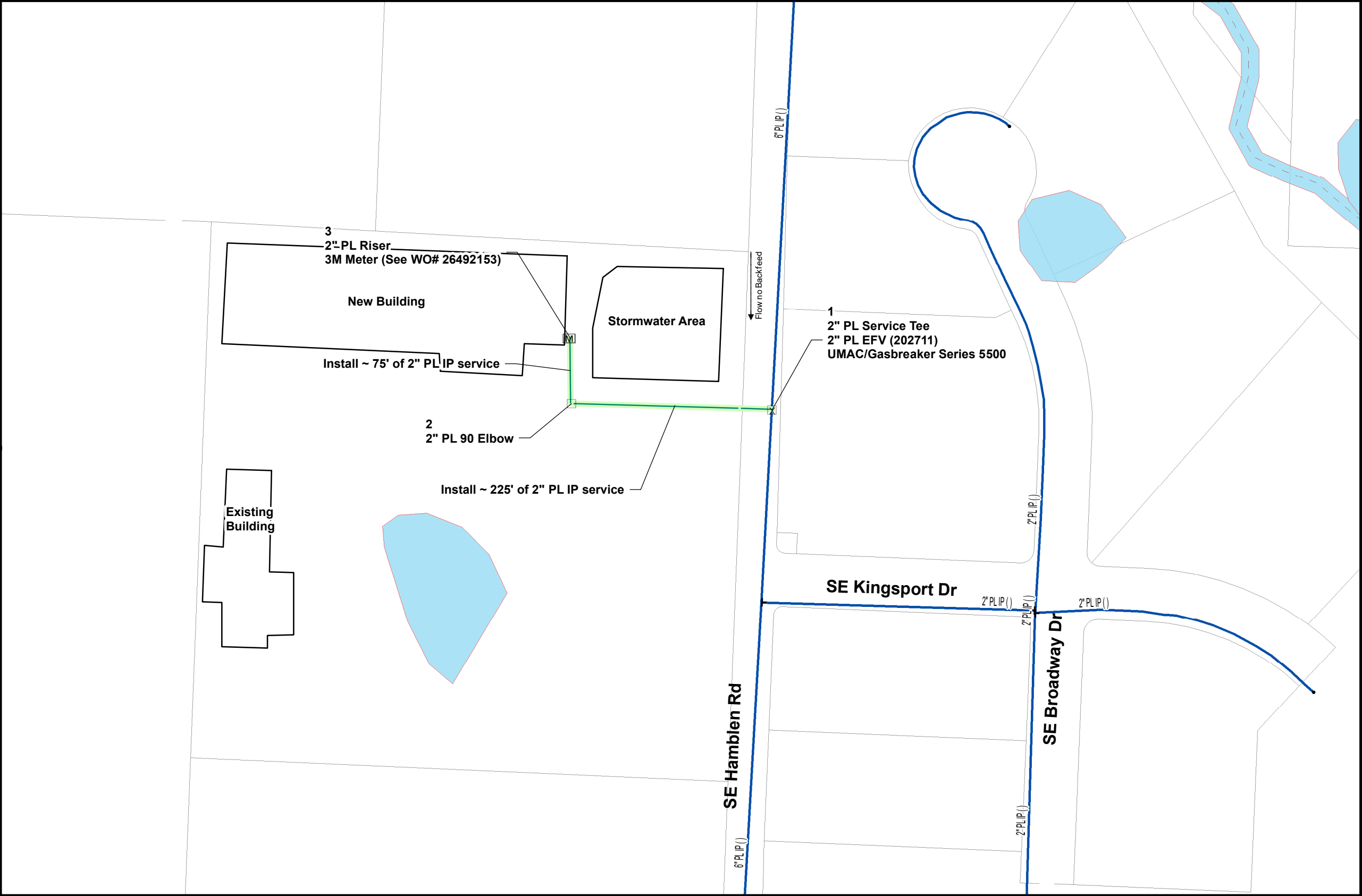
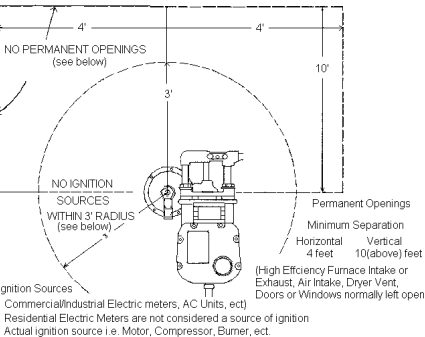
GRANULAR BACKFILL, IF REQUIRED,
IS TO BE PROVIDED BY THE
CUSTOMER. IN WHICH CASE, SPIRE
WILL NOT BE RESPONSIBLE FOR
THE DISPOSAL OF EXCESS SPOIL
FROM THE DITCH.

SPIRE TO ONLY PATCH THAT
PAVEMENT REMOVED FOR THE
INSTALLATION OF THE GAS
SERVICE.

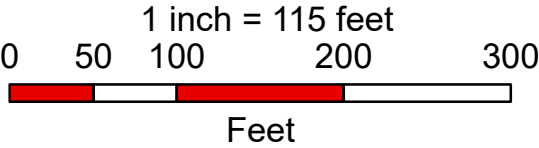
PIPE SYSTEM
PRESSURE SYS - C-002
MINOP -
MOP - 50 PSIG
MAOP - 58 PSIG
DESIGNED MAOP - 60 PSIG
TEST PRESSURE - 100 PSIG

CUSTOMER APPROVAL SIGNATURE:

GAS METER MUST COMPLY WITH
REQUIREMENTS SHOWN BELOW



8.5" x 11" sheet may not be to scale



DESIGNER: BKW	REVISION DATE(S): _____ _____ _____
DATE: 3-15-23	_____ _____ _____



1600 SE HAMBLLEN RD B
LEE'S SUMMIT
TOTAL LOAD 2,990 CFH
2 PSIG DELIVERY PRESSURE