20300 W 207TH St
Spring Hill, KS 66083

PREMIER
BUILDING SUPPLY OF KANSAS CITY

Phone: 913.686.1812
www.premierbuildingsupply.com

Since 1923

Customer: Clayton Properties

Job Name: Sunflower - Modern Prairie

Address: 3208 SW Arboridge Cir

Salesperson: Kyle Clifford

Designer: Angela Justus

Date:	Job #:	Scale:
7/3/2024	P240542	1/4" = 1'

ROOF TRUSS PLACEMENT DIAGRAM

EVERSTEAD
SHOP DRAWINGS/SUBMITTAL REVIEW

SUBMITTAL WAS REVIEWED FOR DESIGN CONFORMITY AND GENERAL CONFORMANCE TO CONTRACT DOCUMENTS ONLY. THE CONTRACTOR IS RESPONSIBLE FOR CONFIRMING AND CORRELATING DIMENSIONS AT JOBSITE FOR TOLERANCE, CLEARANCE, QUANTITIES, FABRICATION, COORDINATION OF HIS OR HER WORK WITH OTHER TRADES, AND FULL COMPLIANCE WITH CONTRACT DOCUMENTS.

STATUS:
APPROVED
07/03/2024
REVIEWED BY:
HCJ

ENGINEER, EVERSTEAD ENGINEERING & DESIGN LLC.

RELEASE FOR CONSTRUCTION
AS NOTED ON PLANS REVIEW
DEVELOPMENT SERVICES
LEE'S SUMMIT, MISSOURI
07/18/2024 8:49:22

Andrea Sessler
Digitally signed by Andrea Sessler
DN: CN=Andrea Sessler, OU=Development, OU=LS Users, DC=COLS, DC=LOC
Date: 2024.07.18 08:49:40-05'00'

1 - SDWC 15600 REQUIRED AT ALL BEARING LOCATIONS (u.n.o.)
ALL TRUSS TO TRUSS CONNECTIONS = 'NAILED" (u.n.o.)

1 - SDWC 15600 NECESARIO EN TODO LOS PUNTOS DE APOYO (u.n.o.)
TODAS LAS CONEXIONES DE TRUSS A TRUSS = 'CLAVADAS " (u.n.o.)

HANGER SCHEDULE	QUANTITY
HGUS26-2	3
HUS26	13
THJU26	2
SDWC 15600	220



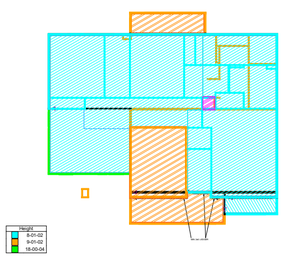

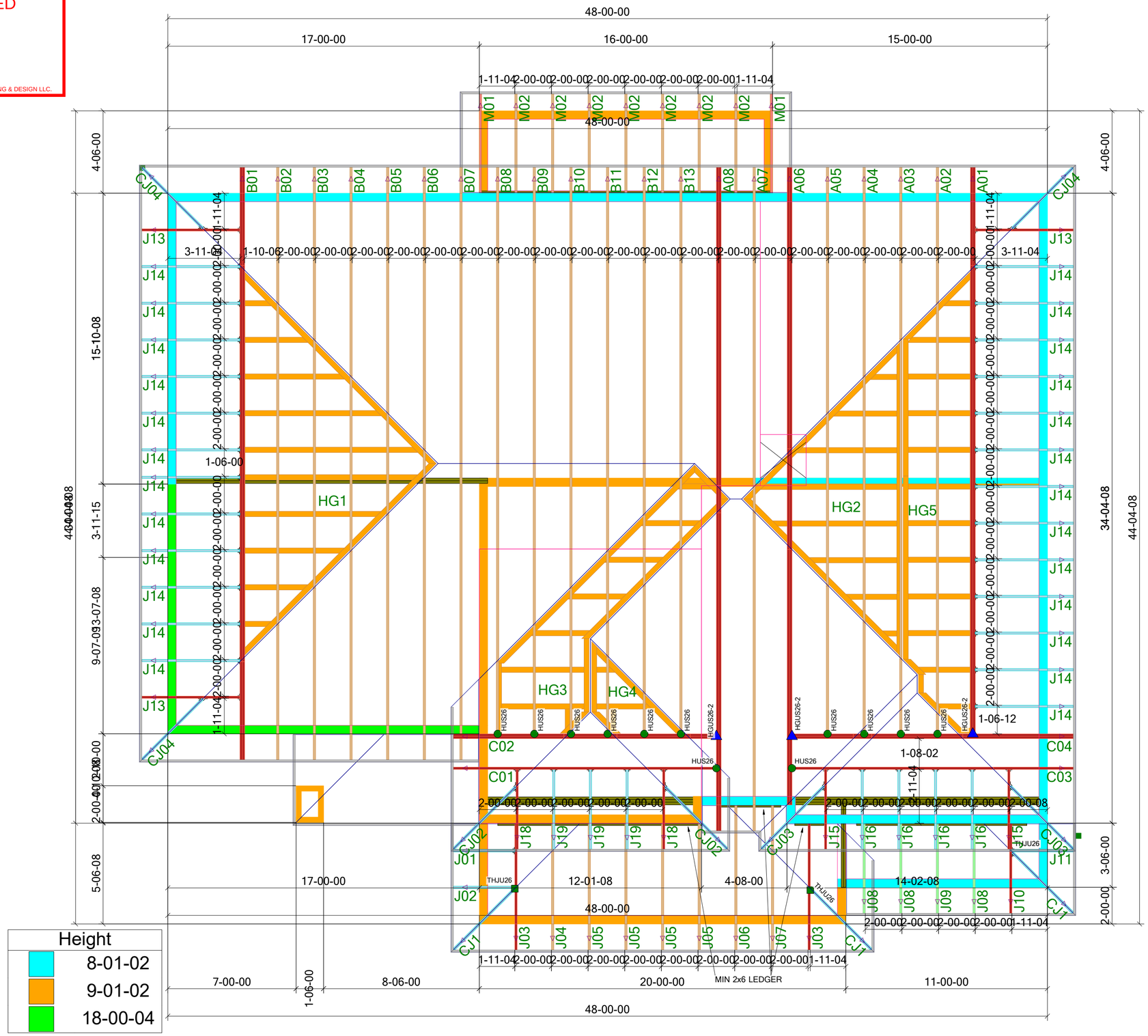

TRUSS QUANTITY	105
GABLE AREA	10
HIP LINES	185
HORIZONTAL OVERHANG LINES	282
RAKED OVERHANG LINES	39
RIDGE LINES	20
ROOF AREA	2,334
VALLEY LINES	46

SQUARE FOOTAGE IS ESTIMATED. CONTRACTOR/FRAMER VERIFICATION REQUIRED.

◄ - EL EXTREMO IZQUIERDO DE LOS TRUSSES (VEA LOS PERFILES)

TODAS LAS DIMENSIONES PARA LAS TRUSSES SON DE FUERA DE LA MADERA (u.n.o.)

ESTABLECER LOS TRUSSES NIVELADAS CON LA ESTRUCTURA (u.n.o.)

◄ - LEFT END OF TRUSS (SEE TRUSS PROFILES)

ALL ROOF TRUSS DIMENSIONS ARE FROM OUTSIDE EDGE OF STUD (u.n.o.)

SET ROOF TRUSSES FLUSH WITH FRAMING (u.n.o.)

WARNING: Trusses must be handled with care to prevent damage and injury.

This truss placement diagram is to be used only as an installation aid; it is not a structural diagram. These trusses are designed as individual building components to be incorporated into the building design at the the specification of the building designer. See individual design sheets for each truss design identified on the placement drawing.

Professional advice should be sought regarding handling, installation, temporary and permanent bracing before erecting trusses. Temporary and permanent bracing is required during installation of trusses to prevent possible collapse.

For general guidance regarding bracing, consult "BCSI-06" available jointly from WTCA & TPI.

Premier Building Supply must be notified of any issues requiring a back charge prior to any work being done. Premier Building Supply reserves the right to use it's service staff in lieu of being back charged.