

**RELEASED FOR CONSTRUCTION**  
As Noted on Plan Review

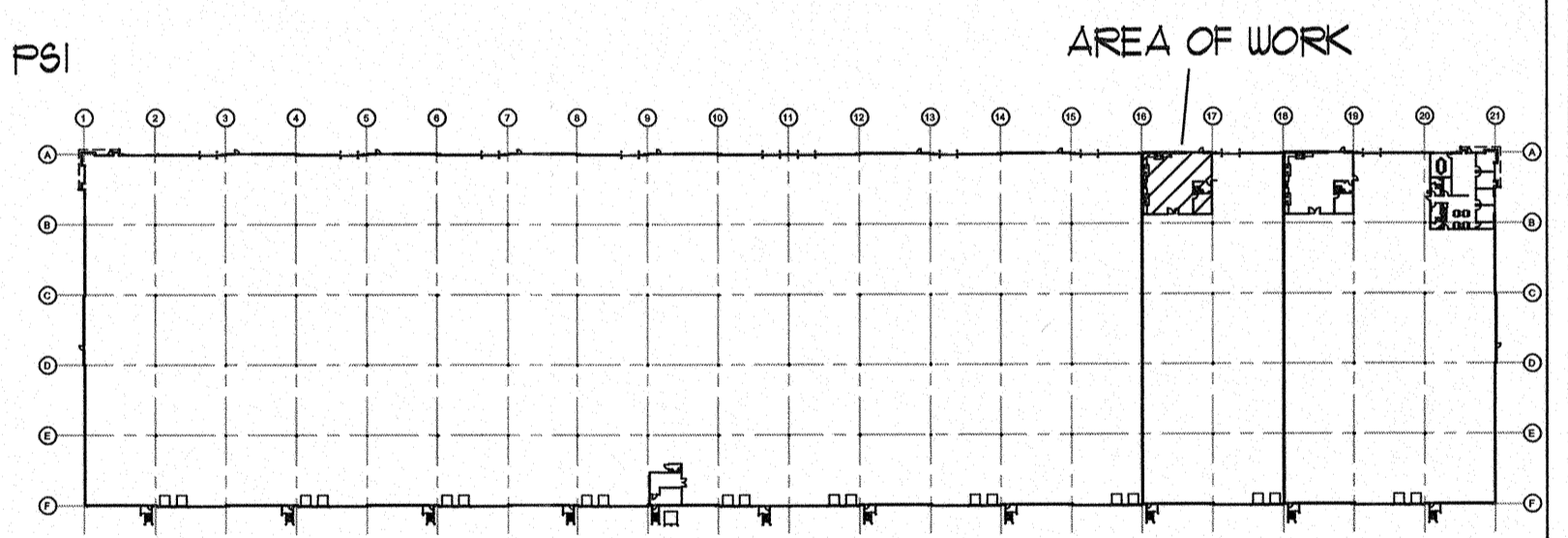
Lee's Summit Fire Department  
Lee's Summit, Missouri

05/16/2024


**GENERAL NOTES**

1. THE SYSTEM DESIGN CRITERIA COMPLIES WITH THE REQUIREMENTS OF NFPA 13 2016 EDITION.
2. ALL PIPING SHALL CONFORM WITH THE REQUIREMENTS OF NFPA 13 2016 EDITION.
3. ALL FITTINGS SHALL CONFORM WITH THE REQUIREMENTS OF NFPA 13 2016 EDITION.
4. ALL HANGERS SHALL CONFORM TO THE REQUIREMENTS OF NFPA 13 2016 EDITION.
5. FITTINGS FOR 1" THRU 2" SHALL BE CAST IRON THREADED. FITTINGS FOR 2 1/2" THRU 4" PIPING ARE TO BE GROOVED OR WELDED OUTLETS.
6. LENGTHS OF PIPING 1" THRU 2" ARE SHOWN AS THREAD TO THREAD UNLESS NOTED AS: G - GROOVE OR C - CENTER. 2 1/2" THRU 4" PIPE LENGTHS ARE SHOWN AS CENTER TO CENTER UNLESS NOTED AS: G - GROOVE, W - WELD, F - FACE OR FLANGE OR T - THREAD.
7. ALL SECTIONS OF TRAPPED PIPING SHALL HAVE AUXILIARY DRAINS WHERE REQUIRED.
8. THE OWNER SHALL BE RESPONSIBLE FOR PROVIDING ADEQUATE HEAT TO PREVENT THE PIPING FROM FREEZING.
9. ALL SWITCHBOARDS, PANEL BOARDS, DISTRIBUTION BOARDS AND MOTOR CONTROL CENTERS SHALL BE PROTECTED FROM DAMAGE BY OTHERS.

EXISTING OVERHEAD ESFR SPRINKLERS DESIGNED FOR 12 HEADS @ 50 PSI  
NEW OFFICE PIPING FED FROM EXISTING OVERHEAD BRANCHLINES  
NEW OFFICES ARE LIGHT HAZARD  
NO NEW CALCULATIONS PROVIDED



SITE PLAN  
NO SCALE



CONSTRUCTION: EXISTING CONSTRUCTION EXISTING PIPING  
NEW PIPING

PIPE TYPE:  
SCREWED 2" AND SMALLER TO BE SCH. 40 PIPE. WELDED 2" AND LARGER TO BE SCH. 10 PIPE.

DESIGN CRITERIA:  
PER NFPA 13, LIGHT HAZARD, 0.10 GPM/SGFT FOR 1500 SGFT. OPERATING  
MAX 225 SGFT/HEAD SPACING + 100 GPM FOR HOSE ALLOWANCE.  
NOTE: REDUCE OPERATING AREA FOR QUICK RESPONSE SPRINKLER HEADS PER NFPA 13.  
ALL SPRINKLERS TO BE QUICK RESPONSE TYPE, APPROVED FOR SPECIFIC OCCUPANCY.

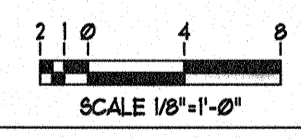
**HANGER SPACING TABLE**

HANGER SPACING FOR STEEL PIPE (SCH. 40)

PIPE SIZE	HANGER SPACING
1", 1 1/4"	12'
1 1/2" & LARGER	15'

HANGER SPACING FOR STEEL PIPE (THINWALL)

PIPE SIZE	HANGER SPACING
1" - 3"	12'
4" & LARGER	15'



TENANT FINISH PLAN

**WALLFLOWER**  
2223 NW TOWN CENTRE BLVD.  
LEE'S SUMMIT, MISSOURI 64064

REVIEWING AUTHORITY LEE'S SUMMIT FIRE DEPT
HEADS THIS SHEET 14
TOTAL HEADS FOR JOB 14
SCALE 1/8" = 1'-0"
DRAWN BY MATT KNOX
REVISION DATE
DATE DRAWN 4/18/24
CONTRACT NUMBER J-2396
DRAWING NUMBER 1 OF 1

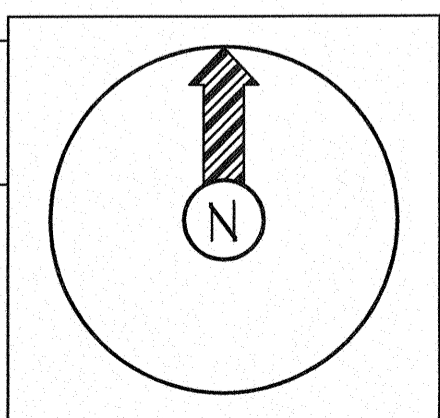
**NOTICE OF NONRESPONSIBILITY**

THIS DRAWING SHALL BE USED AS A CONSTRUCTION GUIDE ONLY. ADVANTAGE FIRE PROTECTION SYSTEMS, INC. ASSUMES NO RESPONSIBILITY FOR UNAUTHORIZED USE OF THESE DRAWINGS. THE USE OF THIS DRAWING FOR STRUCTURAL OR ARCHITECTURAL PURPOSES IS NOT AUTHORIZED. THIS PRINT IS THE EXCLUSIVE PROPERTY OF:

ADVANTAGE FIRE PROTECTION SYSTEMS, INC

**ADVANTAGE**  
FIRE PROTECTION SYSTEMS INC.  
*"We are your Advantage"*

404B N.W. 11th Street  
Blue Springs, MO. 64015  
Tel. (816) 224-3400



Symbol	Description
	Hydraulic Reference Points
$\ominus=0'-0"$	Elev. Below Top of Steel
$\oplus=0'-0"$	Elev. Above Finished Floor
$\oplus$ (top of circle)	Elev. of Top of Steel
$\odot$	Ceiling Height
	Denotes Hanger Location
$\circ$	Rise up or down
ALL PIPE CUTS ARE CENTER TO CENTER	

Sprinkler Head Summary										
Symbol	Count	NPT	Orif.	Make	Model	Finish	Style	Temp.	K=	SIN
							EXISTING ESFR PENDANT TO REMAIN			
	8	3/4"	3/4"	VIKING	GREC	CHROME	QR EC PENDANT w/ CHR REC E8C	200°	112K	VK534
	6	1/2"	1/2"	VIKING	MICROFAST	CHROME	QR PENDANT w/ CHR REC E8C	200°	56K	VK3021