


North Elevation 680 sqft

Type text here





North Elevation is 680 sqft

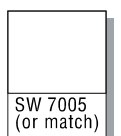



24" High Letters / 3-Oval Symbol is 25.8" High x 39.2" Wide;
(14' 11.5" overall length) **CL24 Red.** (32.5 sq. ft.)
LED Illuminated; Raceway Mounted; Raceway Color Match SW 7016 Mindful Grey

NOTE: Install does not include facade repair (patch/paint of existing wall).


NOTE: Sign does not ship with a photo cell or timer. Agent is responsible to have a timer installed at the breaker by a local licensed electrician if needed.

NOTE: Agent is responsible to have a dedicated, adequate run to sign location by a local licensed electrician (120V, 20 amp). Installers to perform final connect within 5' of sign only. Such wiring must have the approval of the National Board of Fire Underwriters or the municipal department having jurisdiction.

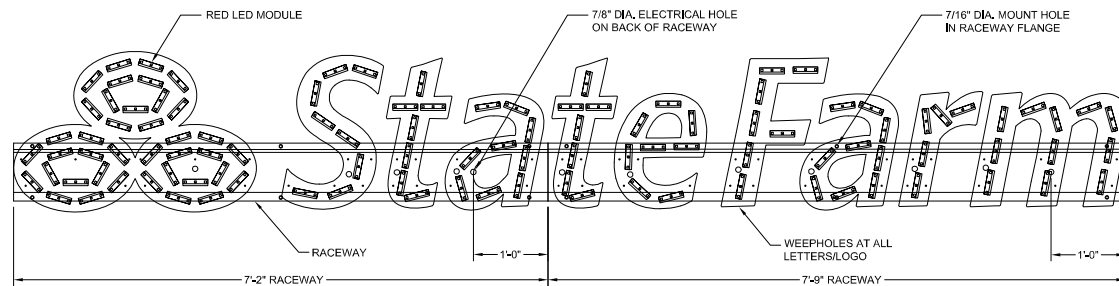


DISCLAIMER: Renderings are for graphic purposes only and not intended for actual construction dimensions. For windload requirements, actual dimensions and mounting detail, please refer to engineering specifications and install drawings.
© 2021 Everbrite, LLC, all rights reserved. This document is confidential and proprietary to Everbrite, LLC. Any disclosure to a third party is expressly prohibited.

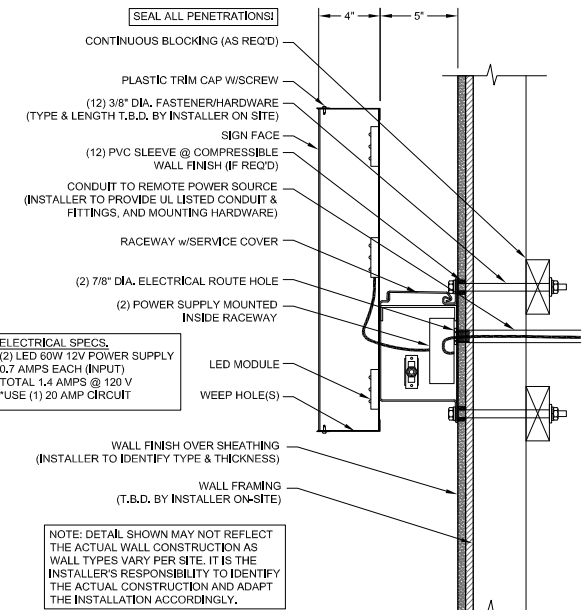
Customer: STATE FARM			Description: 24" Letterset	Customer Approval: Graphics and colors on file will be used unless otherwise specified by customer. Please review drawing carefully. By signing below, you agree to graphics as shown above, and to location of sign as shown. Please return signed copy back to Everbrite.		
Project No: 500646 A		Scale:				
Date: 03/16/2024		Drawn By: TAJ				
Location & Site No: 873 SW Lemans Lane Lees Summit, MO 64082 SF41447			Revised:	CUSTOMER SIGNATURE		DATE
			Revised:	LANDLORD SIGNATURE		DATE



FRONT VIEW (w/ FACES)
SCALE 1:20



FRONT VIEW (w/o FACES)
SCALE 1:20



WALL MOUNTING DETAIL
SCALE 1:8

GENERAL NOTES

INSTALLER TO PROVIDE COMPLETION PHOTOS OF MOUNTING/CONNECTION POINTS, WIRE ROUTING AND OVERALL ELEVATION.

THIS SIGN IS INTENDED TO BE INSTALLED IN ACCORDANCE WITH THE REQUIREMENTS OF ARTICLE 600 OF THE NATIONAL ELECTRIC CODE AND/OR OTHER APPLICABLE LOCAL CODES. THIS INCLUDES PROPER GROUNDING AND BONDING OF THE SIGN.

INSTALLER TO BE SURE SIGN IS PROPERLY INSTALLED, CONNECTED AND GROUNDING.

INSTALLATION INSTRUCTIONS

1. OPEN PACKAGING CAREFULLY AND INSPECT FOR DAMAGE. IF DAMAGE IS FOUND, CLAIM MUST BE FILED WITHIN 15-DAYS WITH SHIPPING AGENT.
2. DETERMINE SIGN LOCATION AND TAPE UP THE PROVIDED TEMPLATE ON THE SURFACE TO WHICH IT WILL BE INSTALLED. RECEIVE CONFIRMATION FROM CLIENT OR CONTRACTOR.
3. LAYOUT AND PRE-DRILL ALL MOUNTING AND ELECTRICAL HOLES REQUIRED FOR MOUNTING THE RACEWAY TO THE WALL.
4. FILL ALL HOLES WITH SILICONE PRIOR TO MOUNTING THE SIGN.
5. ATTACH THE HORIZONTAL BLOCKING BEHIND WALL FRAMING SO ALL CONNECTION POINTS HAVE SUPPORT.
6. ALIGN RACEWAY TO MATCHING PRE-DRILLED HOLES WHILE INSERTING FASTENERS THROUGH RACEWAY, WALL AND BLOCKING. FASTEN WITH HARDWARE. USE PVC SLEEVES TO PROTECT BUILDING FINISH SYSTEM OVER SHEATHING.
7. MAKE FINAL ELECTRICAL HOOK UP TO PRIMARY WIRING OF POWER SUPPLIES THROUGH DRILLED ELECTRICAL HOLES.
8. TEST LIGHT FOR PROPER FUNCTION AND ILLUMINATION.
9. PERFORM TOUCH-UP AS REQUIRED.
10. CLEAN INSTALLATION WORK SITE OF ALL EXCESS MATERIALS AND DEBRIS. DO NOT DISCARD ANY MATERIAL OR DEBRIS INTO ON SITE DUMPSTERS.



INSTALLATION DRAWING

THESE DRAWINGS ARE THE EXCLUSIVE PROPERTY OF EVERBRITE, LLC. USE OF, OR DUPLICATION IN ANY MANNER WITHOUT EXPRESS WRITTEN PERMISSION OF EVERBRITE, INC. IS PROHIBITED.

REV	DATE	BY	CHK	DESCRIPTION
A	3-6-15	SAJ	RHB	RELEASED FOR INSTALLATION

DRAWN BY SAJ
DATE 3-6-15
CHECKED BY RHB
DATE 3-6-15

STANDARD DRAWING

SCALE AS SHOWN REF E003773P

TITLE STATE FARM 25 3/4" LED LOGO / 24" LED CHANNEL LETTERS ON RACEWAY, INLINE, RED, STANDARD WALL

PROJECT NO.	DRAWING NO.	REV
325674	IN04953B	A