

HARDWARE SETS

- 1 1/2 PAIR BUTT HINGES, 1" PUSH/PULL SET, KEYED CYLINDER LOCK, SURFACE-MOUNTED CLOSER, ALUMINUM THRESHOLD, SWEEP AND PILE WEATHERSEAL SET
- 1 1/2 PAIR BUTT HINGES, LEVER-HANDLE CLASSROOM FUNCTION LOCKSET, WALL STOP
- 1 1/2 PAIR BUTT HINGES, LEVER-HANDLE PRIVACY FUNCTION LOCKSET, WALL STOP
- 1 1/2 PAIR BUTT HINGES, LEVER-HANDLE ENTRY FUNCTION LOCKSET, SURFACE-MOUNTED CLOSER, ALUMINUM THRESHOLD, SWEEP AND WEATHERSEAL SET
- BY MANUFACTURER
- BY MANUFACTURER (INCLUDE A REMOTE OPERATOR)

DOOR NOTES

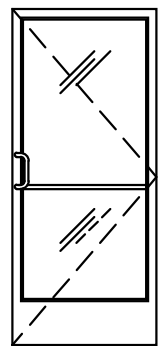
DOORS SHALL COMPLY WITH THE FOLLOWING REQUIREMENTS:

- ALL DOOR HANDLES TO BE LEVER TYPE.
- EGRESS DOORS SHALL BE READILY OPENABLE FROM THE EGRESS SIDE WITHOUT THE USE OF A KEY OR ANY SPECIAL KNOWLEDGE OR EFFORT.
- PROVIDE DOOR STOPS OF APPROPRIATE TYPE FOR ALL INTERIOR DOORS, MATCH ADJACENT HARDWARE FINISH.
- DOOR CLOSERS SHALL BE ADJUSTED SO THAT FROM AN OPEN POSITION OF 90 DEGREES, THE TIME REQUIRED TO MOVE THE DOOR TO AN OPEN POSITION OF 12 DEGREES WILL BE 5 SECONDS MINIMUM.
- MAXIMUM EFFORT TO OPERATE DOORS SHALL NOT EXCEED 8 1/2 POUNDS FOR EXTERIOR DOORS AND 5 POUNDS FOR INTERIOR DOORS, SUCH PULL OR PUSH EFFORT BEING APPLIED AT RIGHT ANGLES TO HINGED DOORS AND AT THE CENTER PLANE OF SLIDING OR FOLDING DOORS. COMPENSATING DEVICES OR AUTOMATIC DOOR OPERATORS MAY BE UTILIZED TO MEET THE ABOVE STANDARDS. WHEN FIRE DOORS ARE REQUIRED, THE MAXIMUM EFFORT TO OPERATE THE DOOR MAY BE INCREASED TO THE MAXIMUM ALLOWABLE BY THE APPROPRIATE ADMINISTRATIVE AUTHORITY, NOT TO EXCEED 15 POUNDS.
- THE BOTTOM 10" OF ALL DOORS EXCEPT AUTOMATIC DOORS, POWER ASSISTED DOORS, AND SLIDING DOORS SHALL HAVE A SMOOTH, UNINTERRUPTED SURFACE TO ALLOW THE DOOR TO BE OPENED BY A WHEELCHAIR FOOTREST WITHOUT CREATING A TRAP OR HAZARDOUS CONDITION.
- EXIT DOORS IN ASSEMBLY AND EDUCATION OCCUPANCIES SERVING AN OCCUPANT LOAD OF 50 OR MORE SHALL BE EQUIPPED WITH PANIC HARDWARE, WITH THE EXCEPTION BELOW (NOTE 7).
- MAIN EXIT DOORS HAVING KEY-OPERATED LOCKING DEVICES ON THE EGRESS SIDE IN GROUP A OCCUPANCIES (SERVING 300 OCCUPANCIES OR LESS), GROUPS B, F, M, S, AND PLACES OF RELIGIOUS WORSHIP SHALL HAVE DURABLE SIGNAGE ABOVE THE DOOR IN 1" HIGH LETTERS ON CONTRASTING BACKGROUND STATING: "THIS DOOR TO REMAIN UNLOCKED WHEN THIS SPACE IS OCCUPIED". LOCKING DEVICES SHALL BE READILY DISTINGUISHABLE AS LOCKED.
- LATCHING AND LOCKING DOORS THAT ARE HAND ACTIVATED AND WHICH ARE IN THE PATH OF TRAVEL SHALL BE OPERABLE WITH A SINGLE EFFORT BY LEVER TYPE HARDWARE, PANIC BARS, PUSH-PULL ACTIVATING BARS OR OTHER HARDWARE DESIGNED TO PROVIDE PASSAGE WITHOUT REQUIRING THE ABILITY TO GRASP THE OPENING HARDWARE. LOCKABLE EXIT DOORS SHALL OPERATE AS ABOVE IN EGRESS DIRECTION.
- HAND-ACTIVATED DOOR OPENING HARDWARE TO BE CENTERED BETWEEN 34" AND 44" ABOVE THE FLOOR.
- EVERY DOORWAY WHICH IS LOCATED WITHIN AN ACCESSIBLE PATH OF TRAVEL SHALL BE OF A SIZE AS TO PERMIT THE INSTALLATION OF A DOOR NOT LESS THAN 3'-0" IN WIDTH AND NOT LESS THAN 6'-8" IN HEIGHT. WHEN INSTALLED, EXIT DOORS SHALL BE CAPABLE OF OPENING SO THAT THE CLEAR WIDTH OF THE EXIT IS NOT LESS THAN 32", MEASURED BETWEEN THE FACE OF THE OPENED DOOR AND THE OPPOSITE STOP.
- MINIMUM MANEUVERING CLEARANCES AT DOORS SHALL BE AS REQUIRED BY THE ICC/ANSI A117.1 ACCESSIBILITY CODE. THE FLOOR OR GROUND AREA WITHIN THE REQUIRED CLEARANCES SHALL BE LEVEL AND CLEAR. THE FLOOR OR LANDING SHALL BE NOT MORE THAN 1/2" LOWER THAN THE THRESHOLD OF THE DOORWAY.
- DOORS SHALL NOT PROJECT MORE THAN 7" INTO THE REQUIRED CORRIDOR WIDTH WHEN FULLY OPENED OR MORE THAN ONE HALF INTO THE REQUIRED WIDTH WHEN IN ANY POSITION.
- WHERE A PAIR OF DOORS IS UTILIZED, AT LEAST ONE OF THE DOORS SHALL PROVIDE A CLEAR UNOBSTRUCTED OPENING WIDTH OF 32" WITH THE LEAF POSITIONED AT AN ANGLE OF 90° FROM ITS CLOSED POSITION.
- EXIT DOORS SHALL SWING IN THE DIRECTION OF EXIT TRAVEL WHEN SERVING 50 OR MORE OCCUPANTS.

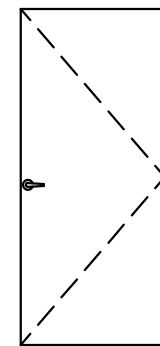
DOOR SCHEDULE

DOOR NO.	DOOR			FRAME			DETAILS - (SEE SHEET A-003)					HARD-WARE	COMMENTS
	TYPE	SIZE	MATERIAL	PUSH FINISH	PULL FINISH	MATERIAL	PUSH FINISH	PULL FINISH	HEAD	JAMB	THRESHOLD		
101.0A	B	1 3/4" X 3'-0" X 7'-0"	HM	PNT	PNT	HM	PNT	PNT	-	-	-	④	MATCH ADJACENT EXTERIOR WALL COLOR
101.0B	D	9'-0" WIDE X 10'-0" HIGH	STL	PNT	PNT	-	PNT	PNT	-	-	-	⑤	COLOR: CLOPAY 'STANDARD WHITE'
101.0C	C	12'-0" WIDE X 14'-0" HIGH	STL	PNT	PNT	-	PNT	PNT	-	-	-	⑥	COLOR: CLOPAY 'GRAY'
101.1A	A	1 3/4" X 3'-0" X 7'-0"	AL	ANOD	ANOD	AL	ANOD	ANOD	-	-	-	①	COLOR: BLACK
101.1B	B	1 3/4" X 3'-0" X 7'-0"	HM	PNT	PNT	HM	PNT	PNT	-	-	-	②	INCLUDE IN T.I. ADD-ALTERNATE
101.2	B	1 3/4" X 3'-0" X 7'-0"	HM	PNT	PNT	HM	PNT	PNT	-	-	-	③	INCLUDE IN T.I. ADD-ALTERNATE
102.0A	B	1 3/4" X 3'-0" X 7'-0"	HM	PNT	PNT	HM	PNT	PNT	-	-	-	④	MATCH ADJACENT EXTERIOR WALL COLOR
102.0B	D	9'-0" WIDE X 10'-0" HIGH	STL	PNT	PNT	-	PNT	PNT	-	-	-	⑤	COLOR: CLOPAY 'STANDARD WHITE'
102.0C	C	12'-0" WIDE X 14'-0" HIGH	STL	PNT	PNT	-	PNT	PNT	-	-	-	⑥	COLOR: CLOPAY 'GRAY'
102.1A	A	1 3/4" X 3'-0" X 7'-0"	AL	ANOD	ANOD	AL	ANOD	ANOD	-	-	-	①	COLOR: BLACK
102.1B	B	1 3/4" X 3'-0" X 7'-0"	HM	PNT	PNT	HM	PNT	PNT	-	-	-	②	INCLUDE IN T.I. ADD-ALTERNATE
102.2	B	1 3/4" X 3'-0" X 7'-0"	HM	PNT	PNT	HM	PNT	PNT	-	-	-	③	INCLUDE IN T.I. ADD-ALTERNATE
103.0A	B	1 3/4" X 3'-0" X 7'-0"	HM	PNT	PNT	HM	PNT	PNT	-	-	-	④	MATCH ADJACENT EXTERIOR WALL COLOR
103.0B	D	9'-0" WIDE X 10'-0" HIGH	STL	PNT	PNT	-	PNT	PNT	-	-	-	⑤	COLOR: CLOPAY 'STANDARD WHITE'
103.0C	C	12'-0" WIDE X 14'-0" HIGH	STL	PNT	PNT	-	PNT	PNT	-	-	-	⑥	COLOR: CLOPAY 'GRAY'
103.1A	A	1 3/4" X 3'-0" X 7'-0"	AL	ANOD	ANOD	AL	ANOD	ANOD	-	-	-	①	COLOR: BLACK
103.1B	B	1 3/4" X 3'-0" X 7'-0"	HM	PNT	PNT	HM	PNT	PNT	-	-	-	②	INCLUDE IN T.I. ADD-ALTERNATE
103.2	B	1 3/4" X 3'-0" X 7'-0"	HM	PNT	PNT	HM	PNT	PNT	-	-	-	③	INCLUDE IN T.I. ADD-ALTERNATE
104.0A	B	1 3/4" X 3'-0" X 7'-0"	HM	PNT	PNT	HM	PNT	PNT	-	-	-	④	MATCH ADJACENT EXTERIOR WALL COLOR
104.0B	D	9'-0" WIDE X 10'-0" HIGH	STL	PNT	PNT	-	PNT	PNT	-	-	-	⑤	COLOR: CLOPAY 'STANDARD WHITE'
104.0C	C	12'-0" WIDE X 14'-0" HIGH	STL	PNT	PNT	-	PNT	PNT	-	-	-	⑥	COLOR: CLOPAY 'GRAY'
104.1A	A	1 3/4" X 3'-0" X 7'-0"	AL	ANOD	ANOD	AL	ANOD	ANOD	-	-	-	①	COLOR: BLACK
104.1B	B	1 3/4" X 3'-0" X 7'-0"	HM	PNT	PNT	HM	PNT	PNT	-	-	-	②	INCLUDE IN T.I. ADD-ALTERNATE
104.2	B	1 3/4" X 3'-0" X 7'-0"	HM	PNT	PNT	HM	PNT	PNT	-	-	-	③	INCLUDE IN T.I. ADD-ALTERNATE
105.0A	B	1 3/4" X 3'-0" X 7'-0"	HM	PNT	PNT	HM	PNT	PNT	-	-	-	④	MATCH ADJACENT EXTERIOR WALL COLOR
105.0B	D	9'-0" WIDE X 10'-0" HIGH	STL	PNT	PNT	-	PNT	PNT	-	-	-	⑤	COLOR: CLOPAY 'STANDARD WHITE'
105.0C	C	12'-0" WIDE X 14'-0" HIGH	STL	PNT	PNT	-	PNT	PNT	-	-	-	⑥	COLOR: CLOPAY 'GRAY'
105.1A	A	1 3/4" X 3'-0" X 7'-0"	AL	ANOD	ANOD	AL	ANOD	ANOD	-	-	-	①	COLOR: BLACK
105.1B	B	1 3/4" X 3'-0" X 7'-0"	HM	PNT	PNT	HM	PNT	PNT	-	-	-	②	INCLUDE IN T.I. ADD-ALTERNATE
105.2	B	1 3/4" X 3'-0" X 7'-0"	HM	PNT	PNT	HM	PNT	PNT	-	-	-	③	INCLUDE IN T.I. ADD-ALTERNATE
106.0A	B	1 3/4" X 3'-0" X 7'-0"	HM	PNT	PNT	HM	PNT	PNT	-	-	-	④	MATCH ADJACENT EXTERIOR WALL COLOR
106.0B	D	9'-0" WIDE X 10'-0" HIGH	STL	PNT	PNT	-	PNT	PNT	-	-	-	⑤	COLOR: CLOPAY 'STANDARD WHITE'
106.0C	C	12'-0" WIDE X 14'-0" HIGH	STL	PNT	PNT	-	PNT	PNT	-	-	-	⑥	COLOR: CLOPAY 'GRAY'
106.1A	A	1 3/4" X 3'-0" X 7'-0"	AL	ANOD	ANOD	AL	ANOD	ANOD	-	-	-	①	COLOR: BLACK
106.1B	B	1 3/4" X 3'-0" X 7'-0"	HM	PNT	PNT	HM	PNT	PNT	-	-	-	②	INCLUDE IN T.I. ADD-ALTERNATE
106.2	B	1 3/4" X 3'-0" X 7'-0"	HM	PNT	PNT	HM	PNT	PNT	-	-	-	③	INCLUDE IN T.I. ADD-ALTERNATE
107.0A	B	1 3/4" X 3'-0" X 7'-0"	HM	PNT	PNT	HM	PNT	PNT	-	-	-	④	MATCH ADJACENT EXTERIOR WALL COLOR
107.0B	D	9'-0" WIDE X 10'-0" HIGH	STL	PNT	PNT	-	PNT	PNT	-	-	-	⑤	COLOR: CLOPAY 'STANDARD WHITE'
107.0C	C	12'-0" WIDE X 14'-0" HIGH	STL	PNT	PNT	-	PNT	PNT	-	-	-	⑥	COLOR: CLOPAY 'GRAY'
107.1A	A	1 3/4" X 3'-0" X 7'-0"	AL	ANOD	ANOD	AL	ANOD	ANOD	-	-	-	①	COLOR: BLACK
107.1B	B	1 3/4" X 3'-0" X 7'-0"	HM	PNT	PNT	HM	PNT	PNT	-	-	-	②	INCLUDE IN T.I. ADD-ALTERNATE
107.2	B	1 3/4" X 3'-0" X 7'-0"	HM	PNT	PNT	HM	PNT	PNT	-	-	-	③	INCLUDE IN T.I. ADD-ALTERNATE
107.3	A	1 3/4" X 3'-0" X 7'-0"	AL	ANOD	ANOD	AL	ANOD	ANOD	-	-	-	①	COLOR: BLACK, OPAQUE GLASS/FILM


DOOR TYPES



TYPE 'A'



TYPE 'B'

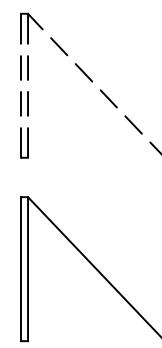


TYPE 'C'

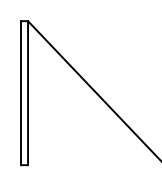


TYPE 'D'

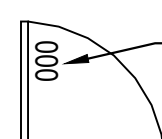
DOOR SYMBOLS



EXISTING DOOR TO BE REMOVED



EXISTING DOOR TO REMAIN



DOOR NUMBER



NEW DOOR

DOOR SCHEDULE (CONTINUED)

DOOR NO.	DOOR			FRAME			DETAILS - (SEE SHEET A-003)					HARD-WARE	COMMENTS
	TYPE	SIZE	MATERIAL	PUSH FINISH	PULL FINISH	MATERIAL	PUSH FINISH	PULL FINISH	HEAD	JAMB	THRESHOLD		
108.0A	B	1 3/4" X 3'-0" X 7'-0"	HM	PNT	PNT	HM	PNT	PNT	-	-	-	④	MATCH ADJACENT EXTERIOR WALL COLOR
108.0B	D	9'-0" WIDE X 10'-0" HIGH	STL	PNT	PNT	-	PNT	PNT	-	-	-	⑤	COLOR: CLOPAY 'STANDARD WHITE'
108.0C	C	12'-0" WIDE X 14'-0" HIGH	STL	PNT	PNT	-	PNT	PNT	-	-	-	⑥	COLOR: CLOPAY 'GRAY'
108.1A	A	1 3/4" X 3'-0" X 7'-0"	AL	ANOD	ANOD	AL	ANOD	ANOD	-	-	-	①	COLOR: BLACK
108.1B	B	1 3/4" X 3'-0" X 7'-0"	HM	PNT	PNT	HM	PNT	PNT	-	-	-	②	INCLUDE IN T.I. ADD-ALTERNATE
108.2	B	1 3/4" X 3'-0" X 7'-0"	HM	PNT	PNT	HM	PNT	PNT	-	-	-	③	INCLUDE IN T.I. ADD-ALTERNATE
109.0A	B	1 3/4" X 3'-0" X 7'-0"	HM	PNT	PNT	HM	PNT	PNT	-	-	-	④	MATCH ADJACENT EXTERIOR WALL COLOR
109.0B	D	9'-0" WIDE X 10'-0" HIGH	STL	PNT	PNT	-	PNT	PNT	-	-	-	⑤	COLOR: CLOPAY 'STANDARD WHITE'
109.0C	C	12'-0" WIDE X 14'-0" HIGH	STL	PNT	PNT	-	PNT	PNT	-	-	-	⑥	COLOR: CLOPAY 'GRAY'
109.1A	A	1 3/4" X 3'-0" X 7'-0"	AL	ANOD	ANOD	AL	ANOD	ANOD	-	-	-	①	COLOR: BLACK
109.1B	B	1 3/4" X 3'-0" X 7'-0"	HM	PNT	PNT	HM	PNT	PNT	-	-	-	②	INCLUDE IN T.I. ADD-ALTERNATE
109.2	B	1 3/4" X 3'-0" X 7'-0"	HM	PNT	PNT	HM	PNT	PNT	-	-	-	③	INCLUDE IN T.I. ADD-ALTERNATE
110.0A	B	1 3/4" X 3'-0" X 7'-0"	HM	PNT	PNT	HM	PNT	PNT	-	-	-	④	MATCH ADJACENT EXTERIOR WALL COLOR
110.0B	D	9'-0" WIDE X 10'-0" HIGH	STL	PNT	PNT	-	PNT	PNT	-	-	-	⑤	COLOR: CLOPAY 'STANDARD WHITE'
110.0C	C	12'-0" WIDE X 14'-0" HIGH	STL	PNT	PNT	-	PNT	PNT	-	-	-	⑥	COLOR: CLOPAY 'GRAY'
110.1A	A	1 3/4" X 3'-0" X 7'-0"	AL	ANOD	ANOD	AL	ANOD	ANOD	-	-	-	①	COLOR: BLACK
110.1B	B	1 3/4" X 3'-0" X 7'-0"	HM	PNT	PNT	HM	PNT	PNT	-	-	-	②	INCLUDE IN T.I. ADD-ALTERNATE
110.2	B	1 3/4" X 3'-0" X 7'-0"	HM	PNT	PNT	HM	PNT	PNT	-	-	-	③	INCLUDE IN T.I. ADD-ALTERNATE
111.0A	B	1 3/4" X 3'-0" X 7'-0"	HM	PNT	PNT	HM	PNT	PNT	-	-	-	④	MATCH ADJACENT EXTERIOR WALL COLOR
111.0B	D	9'-0" WIDE X 10'-0" HIGH	STL	PNT	PNT	-	PNT	PNT	-	-	-	⑤	COLOR: CLOPAY 'STANDARD WHITE'
111.0C	C	12'-0" WIDE X 14'-0" HIGH	STL	PNT	PNT	-	PNT	PNT	-	-	-	⑥	COLOR: CLOPAY 'GRAY'
111.1A	A	1 3/4" X 3'-0" X 7'-0"	AL	ANOD	ANOD	AL	ANOD	ANOD	-	-	-	①	COLOR: BLACK
111.1B	B	1 3/4" X 3'-0" X 7'-0"	HM	PNT	PNT	HM	PNT	PNT	-	-	-	②	INCLUDE IN T.I. ADD-ALTERNATE
111.2	B	1 3/4" X 3'-0" X 7'-0"	HM	PNT	PNT	HM	PNT	PNT	-	-	-	③	INCLUDE IN T.I. ADD-ALTERNATE
112.0A	B	1 3/4" X 3'-0" X 7'-0"	HM	PNT	PNT	HM	PNT	PNT	-	-	-	④	MATCH ADJACENT EXTERIOR WALL COLOR
112.0B	D	9'-0" WIDE X 10'-0" HIGH	STL	PNT	PNT	-	PNT	PNT	-	-	-	⑤	COLOR: CLOPAY 'STANDARD WHITE'
112.0C	C	12'-0" WIDE X 14'-0" HIGH	STL	PNT	PNT	-	PNT	PNT	-	-	-	⑥	COLOR: CLOPAY 'GRAY'
112.1A	A	1 3/4" X 3'-0" X 7'-0"	AL	ANOD	ANOD	AL	ANOD	ANOD	-	-	-	①	COLOR: BLACK
112.1B	B	1 3/4" X 3'-0" X 7'-0"	HM	PNT	PNT	HM	PNT	PNT	-	-	-	②	INCLUDE IN T.I. ADD-ALTERNATE
112.2	B	1 3/4" X 3'-0" X 7'-0"	HM	PNT	PNT	HM	PNT	PNT	-	-	-	③	INCLUDE IN T.I. ADD-ALTERNATE
113.0A	B	1 3/4" X 3'-0" X 7'-0"	HM	PNT	PNT	HM	PNT	PNT	-	-	-	④	MATCH ADJACENT EXTERIOR WALL COLOR
113.0B	D	9'-0" WIDE X 10'-0" HIGH	STL	PNT	PNT	-	PNT	PNT	-	-	-	⑤	COLOR: CLOPAY 'STANDARD WHITE'
113.0C	C	12'-0" WIDE X 14'-0" HIGH	STL	PNT	PNT	-	PNT	PNT	-	-	-	⑥	COLOR: CLOPAY 'GRAY'
113.1A	A	1 3/4" X 3'-0" X 7'-0"	AL	ANOD	ANOD	AL	ANOD	ANOD	-	-	-	①	COLOR: BLACK
113.1B	B	1 3/4" X 3'-0" X 7'-0"	HM	PNT	PNT	HM	PNT	PNT	-	-	-	②	INCLUDE IN T.I. ADD-ALTERNATE
113.2	B	1 3/4" X 3'-0" X 7'-0"	HM	PNT	PNT	HM	PNT	PNT	-	-	-	③	INCLUDE IN T.I. ADD-ALTERNATE

ROOM FINISH SCHEDULE (OFFICES/TOILETS IN T.I. ADD ALTERNATE)

ROOM NUMBER	QUANTITY	ROOM NAME	FLOOR MATERIAL	BASE MATERIAL	WALL FINISH (NORTH)	WALL FINISH (EAST)	WALL FINISH (SOUTH)	WALL FINISH (WEST)	CEILING		COMMENTS
									MATERIAL	FINISH	
101.0-113.0	13	WAREHOUSE	CONC	-	-	-	-	-	EXP	-	1.
101.1-113.1	13	OFFICE	CONC	RCB	PNT-1	PNT-1	PNT-1	PNT-1	ACT-1	-	
101.2-113.2	13	TOILET	CONC	RCB	PNT-1	PNT-1	PNT-1	PNT-1	ACT-1	-	1.
107.3	1	SPRINKLER RISER	CONC	RCB	PNT-1	PNT-1	PNT-1	PNT-1	EXP	-	
COMMENT #1: WALLS WITHIN 2' OF SERVICE SINKS, URINALS, AND WATER CLOSETS MUST BE PAINTED WITH EPOXY-BASED PAINT UP TO A MINIMUM OF 4" A.F.F.											2