

GENERAL NOTES:

- Ranger Fire's work shall consist of all necessary labor and material to design and install new automatic fire sprinkler systems in the referenced buildings.
- Ranger Fire excludes all electrical work.
- All design and installation shall conform to 2018 IBC with amendments, the 2013 editions of & NFPA 13, 13R & 14 & all COTW amendments.
- All material to be UL/FM approved for fire services.
- Piping material shall consist of the following:
Apartments: 3/4" - 2" = CPVC Pipe w/ CPVC Fittings (u.o.n.)
2 1/2" & larger is Black Sch. 10 Steel Pipe w/ Grooved Fittings
Riser Room: Black Sch. 10 & 40 Steel Pipe w/ Grooved & Threaded Fittings (u.o.n.)
- Owner or tenant is responsible for maintaining adequate thermostatically controlled heat (Min. 40 degrees F.) throughout the area protected by a wet system.
- Sprinkler equipment room and equipment components shall be properly identified.
- All hangers shall be in accordance with NFPA 13 and the hanger listing requirements.
- All systems shall be tested at 200 psi for 2 hours and witnessed by a representative of Lees Summit FD. Any leaks shall be repaired.
- The systems have been hydraulically calculated per NFPA 13 & 13R requirements.

UNIT INSTALLATION / REVIEW NOTES:

- Align all sidewall sprinkler deflectors parallel to ceiling slope (if any).
- Field verify all sprinkler and pipe locations prior to installation.
- All branchline piping is 3/4" CPVC (U.O.N.).
- Route Auxiliary Drains (as needed) for unforeseen trapped areas.
- Fire caulk all fire rated walls that are penetrated.
- All CPVC pipe dimensions are center of the fitting.

BUILDING CONSTRUCTION DATA:

CONSTRUCTION TYPE:

BUILDING 1 V-A

BUILDING 2 V-A

OCCUPANCY TYPE:

BUILDING 1 R-2 U

BUILDING 2 R-2 U

SPRINKLER TYPE:

BUILDING 1 NFPA 13R

SEGMENT A, C, D, E NFPA 13

BUILDING 2 NFPA 13R

SEGMENT F, G, H & J

WATER FLOW TEST INFORMATION

PERFORMED BY : CITY OF LEES SUMMIT

DATE: 11/06/23

STATIC PRESSURE: 90 PSI

RESIDUAL PRESSURE: 89 PSI

FLOW: 2250 GPM

HANGER SPACING CHART

TABLE A.2.2.1 MAXIMUM DISTANCE BETWEEN HANGERS (FT.-IN.)									
NOMINAL PIPE SIZE (IN.)	1/4	1	1-1/4	1-1/2	2	2-1/2	3	4	6
SPACED PIPE	N/A	12'-0"	12'-0"	12'-0"	15'-0"	15'-0"	15'-0"	15'-0"	15'-0"
CPVC	5'-8"	6'-8"	6'-8"	7'-0"	8'-0"	9'-0"	10'-0"	N/A	N/A

NOTE: MAXIMUM DISTANCE BETWEEN HANGERS SHALL BE 10 FEET UNLESS OTHERWISE NOTED. HANGERS SHALL BE INSTALLED AT 10 FEET UNLESS OTHERWISE NOTED. HANGERS SHALL BE INSTALLED AT 10 FEET UNLESS OTHERWISE NOTED. HANGERS SHALL BE INSTALLED AT 10 FEET UNLESS OTHERWISE NOTED.

TABLE A.2.2.1 MAXIMUM DISTANCE BETWEEN HANGERS (FT.-IN.)									
NOMINAL PIPE SIZE (IN.)	1/4	1	1-1/4	1-1/2	2	2-1/2	3	4	6
SPACED PIPE	N/A	12'-0"	12'-0"	12'-0"	15'-0"	15'-0"	15'-0"	15'-0"	15'-0"
CPVC	5'-8"	6'-8"	6'-8"	7'-0"	8'-0"	9'-0"	10'-0"	N/A	N/A

NOTE: MAXIMUM DISTANCE BETWEEN HANGERS SHALL BE 10 FEET UNLESS OTHERWISE NOTED. HANGERS SHALL BE INSTALLED AT 10 FEET UNLESS OTHERWISE NOTED. HANGERS SHALL BE INSTALLED AT 10 FEET UNLESS OTHERWISE NOTED. HANGERS SHALL BE INSTALLED AT 10 FEET UNLESS OTHERWISE NOTED.

TABLE A.2.2.1 MAXIMUM DISTANCE BETWEEN HANGERS (FT.-IN.)									
NOMINAL PIPE SIZE (IN.)	1/4	1	1-1/4	1-1/2	2	2-1/2	3	4	6
SPACED PIPE	N/A	12'-0"	12'-0"	12'-0"	15'-0"	15'-0"	15'-0"	15'-0"	15'-0"
CPVC	5'-8"	6'-8"	6'-8"	7'-0"	8'-0"	9'-0"	10'-0"	N/A	N/A

NOTE: MAXIMUM DISTANCE BETWEEN HANGERS SHALL BE 10 FEET UNLESS OTHERWISE NOTED. HANGERS SHALL BE INSTALLED AT 10 FEET UNLESS OTHERWISE NOTED. HANGERS SHALL BE INSTALLED AT 10 FEET UNLESS OTHERWISE NOTED. HANGERS SHALL BE INSTALLED AT 10 FEET UNLESS OTHERWISE NOTED.

TABLE A.2.2.1 MAXIMUM DISTANCE BETWEEN HANGERS (FT.-IN.)									
NOMINAL PIPE SIZE (IN.)	1/4	1	1-1/4	1-1/2	2	2-1/2	3	4	6
SPACED PIPE	N/A	12'-0"	12'-0"	12'-0"	15'-0"	15'-0"	15'-0"	15'-0"	15'-0"
CPVC	5'-8"	6'-8"	6'-8"	7'-0"	8'-0"	9'-0"	10'-0"	N/A	N/A

NOTE: MAXIMUM DISTANCE BETWEEN HANGERS SHALL BE 10 FEET UNLESS OTHERWISE NOTED. HANGERS SHALL BE INSTALLED AT 10 FEET UNLESS OTHERWISE NOTED. HANGERS SHALL BE INSTALLED AT 10 FEET UNLESS OTHERWISE NOTED. HANGERS SHALL BE INSTALLED AT 10 FEET UNLESS OTHERWISE NOTED.

TABLE A.2.2.1 MAXIMUM DISTANCE BETWEEN HANGERS (FT.-IN.)									
NOMINAL PIPE SIZE (IN.)	1/4	1	1-1/4	1-1/2	2	2-1/2	3	4	6
SPACED PIPE	N/A	12'-0"	12'-0"	12'-0"	15'-0"	15'-0"	15'-0"	15'-0"	15'-0"
CPVC	5'-8"	6'-8"	6'-8"	7'-0"	8'-0"	9'-0"	10'-0"	N/A	N/A

NOTE: MAXIMUM DISTANCE BETWEEN HANGERS SHALL BE 10 FEET UNLESS OTHERWISE NOTED. HANGERS SHALL BE INSTALLED AT 10 FEET UNLESS OTHERWISE NOTED. HANGERS SHALL BE INSTALLED AT 10 FEET UNLESS OTHERWISE NOTED. HANGERS SHALL BE INSTALLED AT 10 FEET UNLESS OTHERWISE NOTED.

TABLE A.2.2.1 MAXIMUM DISTANCE BETWEEN HANGERS (FT.-IN.)									
NOMINAL PIPE SIZE (IN.)	1/4	1	1-1/4	1-1/2	2	2-1/2	3	4	6
SPACED PIPE	N/A	12'-0"	12'-0"	12'-0"	15'-0"	15'-0"	15'-0"	15'-0"	15'-0"
CPVC	5'-8"	6'-8"	6'-8"	7'-0"	8'-0"	9'-0"	10'-0"	N/A	N/A

NOTE: MAXIMUM DISTANCE BETWEEN HANGERS SHALL BE 10 FEET UNLESS OTHERWISE NOTED. HANGERS SHALL BE INSTALLED AT 10 FEET UNLESS OTHERWISE NOTED. HANGERS SHALL BE INSTALLED AT 10 FEET UNLESS OTHERWISE NOTED. HANGERS SHALL BE INSTALLED AT 10 FEET UNLESS OTHERWISE NOTED.

TABLE A.2.2.1 MAXIMUM DISTANCE BETWEEN HANGERS (FT.-IN.)									
NOMINAL PIPE SIZE (IN.)	1/4	1	1-1/4	1-1/2	2	2-1/2	3	4	6
SPACED PIPE	N/A	12'-0"	12'-0"	12'-0"	15'-0"	15'-0"	15'-0"	15'-0"	15'-0"
CPVC	5'-8"	6'-8"	6'-8"	7'-0"	8'-0"	9'-0"	10'-0"	N/A	N/A

NOTE: MAXIMUM DISTANCE BETWEEN HANGERS SHALL BE 10 FEET UNLESS OTHERWISE NOTED. HANGERS SHALL BE INSTALLED AT 10 FEET UNLESS OTHERWISE NOTED. HANGERS SHALL BE INSTALLED AT 10 FEET UNLESS OTHERWISE NOTED. HANGERS SHALL BE INSTALLED AT 10 FEET UNLESS OTHERWISE NOTED.

TABLE A.2.2.1 MAXIMUM DISTANCE BETWEEN HANGERS (FT.-IN.)									
NOMINAL PIPE SIZE (IN.)	1/4	1	1-1/4	1-1/2	2	2-1/2	3	4	6
SPACED PIPE	N/A	12'-0"	12'-0"	12'-0"	15'-0"	15'-0"	15'-0"	15'-0"	15'-0"
CPVC	5'-8"	6'-8"	6'-8"	7'-0"	8'-0"	9'-0"	10'-0"	N/A	N/A

NOTE: MAXIMUM DISTANCE BETWEEN HANGERS SHALL BE 10 FEET UNLESS OTHERWISE NOTED. HANGERS SHALL BE INSTALLED AT 10 FEET UNLESS OTHERWISE NOTED. HANGERS SHALL BE INSTALLED AT 10 FEET UNLESS OTHERWISE NOTED. HANGERS SHALL BE INSTALLED AT 10 FEET UNLESS OTHERWISE NOTED.

TABLE A.2.2.1 MAXIMUM DISTANCE BETWEEN HANGERS (FT.-IN.)									
NOMINAL PIPE SIZE (IN.)	1/4	1	1-1/4	1-1/2	2	2-1/2	3	4	6
SPACED PIPE	N/A	12'-0"	12'-0"	12'-0"	15'-0"	15'-0"	15'-0"	15'-0"	15'-0"
CPVC	5'-8"	6'-8"	6'-8"	7'-0"	8'-0"	9'-0"	10'-0"	N/A	N/A

NOTE: MAXIMUM DISTANCE BETWEEN HANGERS SHALL BE 10 FEET UNLESS OTHERWISE NOTED. HANGERS SHALL BE INSTALLED AT 10 FEET UNLESS OTHERWISE NOTED. HANGERS SHALL BE INSTALLED AT 10 FEET UNLESS OTHERWISE NOTED. HANGERS SHALL BE INSTALLED AT 10 FEET UNLESS OTHERWISE NOTED.

TABLE A.2.2.1 MAXIMUM DISTANCE BETWEEN HANGERS (FT.-IN.)									
NOMINAL PIPE SIZE (IN.)	1/4	1	1-1/4	1-1/2	2	2-1/2	3	4	6
SPACED PIPE	N/A	12'-0"	12'-0"	12'-0"	15'-0"	15'-0"	15'-0"	15'-0"	15'-0"
CPVC	5'-8"	6'-8"	6'-8"	7'-0"	8'-0"	9'-0"	10'-0"	N/A	N/A

NOTE: MAXIMUM DISTANCE BETWEEN HANGERS SHALL BE 10 FEET UNLESS OTHERWISE NOTED. HANGERS SHALL BE INSTALLED AT 10 FEET UNLESS OTHERWISE NOTED. HANGERS SHALL BE INSTALLED AT 10 FEET UNLESS OTHERWISE NOTED. HANGERS SHALL BE INSTALLED AT 10 FEET UNLESS OTHERWISE NOTED.

TABLE A.2.2.1 MAXIMUM DISTANCE BETWEEN HANGERS (FT.-IN.)									
NOMINAL PIPE SIZE (IN.)	1/4	1	1-1/4	1-1/2	2	2-1/2	3	4	6
SPACED PIPE	N/A	12'-0"	12'-0"	12'-0"	15'-0"	15'-0"	15'-0"	15'-0"	15'-0"
CPVC	5'-8"	6'-8"	6'-8"	7'-0"	8'-0"	9'-0"	10'-0"	N/A	N/A

NOTE: MAXIMUM DISTANCE BETWEEN HANGERS SHALL BE 10 FEET UNLESS OTHERWISE NOTED. HANGERS SHALL BE INSTALLED AT 10 FEET UNLESS OTHERWISE NOTED. HANGERS SHALL BE INSTALLED AT 10 FEET UNLESS OTHERWISE NOTED. HANGERS SHALL BE INSTALLED AT 10 FEET UNLESS OTHERWISE NOTED.

TABLE A.2.2.1 MAXIMUM DISTANCE BETWEEN HANGERS (FT.-IN.)									
NOMINAL PIPE SIZE (IN.)	1/4	1	1-1/4	1-1/2	2	2-1/2	3	4	6
SPACED PIPE	N/A	12'-0"	12'-0"	12'-0"	15'-0"	15'-0"	15'-0"	15'-0"	15'-0"
CPVC	5'-8"	6'-8"	6'-8"	7'-0"	8'-0"	9'-0"	10'-0"	N/A	N/A

NOTE: MAXIMUM DISTANCE BETWEEN HANGERS SHALL BE 10 FEET UNLESS OTHERWISE NOTED. HANGERS SHALL BE INSTALLED AT 10 FEET UNLESS OTHERWISE NOTED. HANGERS SHALL BE INSTALLED AT 10 FEET UNLESS OTHERWISE NOTED. HANGERS SHALL BE INSTALLED AT 10 FEET UNLESS OTHERWISE NOTED.

TABLE A.2.2.1 MAXIMUM DISTANCE BETWEEN HANGERS (FT.-IN.)									
NOMINAL PIPE SIZE (IN.)	1/4	1	1-1/4	1-1/2	2	2-1/2	3	4	6
SPACED PIPE	N/A	12'-0"	12'-0"	12'-0"	15'-0"	15'-0"	15'-0"	15'-0"	15'-0"
CPVC	5'-8"	6'-8"	6'-8"	7'-0"	8'-0"	9'-0"	10'-0"	N/A	N/A

NOTE: MAXIMUM DISTANCE BETWEEN HANGERS SHALL BE 10 FEET UNLESS OTHERWISE NOTED. HANGERS SHALL BE INSTALLED AT 10 FEET UNLESS OTHERWISE NOTED. HANGERS SHALL BE INSTALLED AT 10 FEET UNLESS OTHERWISE NOTED. HANGERS SHALL BE INSTALLED AT 10 FEET UNLESS OTHERWISE NOTED.

TABLE A.2.2.1 MAXIMUM DISTANCE BETWEEN HANGERS (FT.-IN.)									
NOMINAL PIPE SIZE (IN.)	1/4	1	1-1/4	1-1/2	2	2-1/2	3	4	6
SPACED PIPE	N/A	12'-0"	12'-0"	12'-0"	15'-0"	15'-0"	15'-0"	15'-0"	15'-0"
CPVC	5'-8"	6'-8"	6'-8"	7'-0"	8'-0"	9'-0"	10'-0"	N/A	N/A

NOTE: MAXIMUM DISTANCE BETWEEN HANGERS SHALL BE 10 FEET UNLESS OTHERWISE NOTED. HANGERS SHALL BE INSTALLED AT 10 FEET UNLESS OTHERWISE NOTED. HANGERS SHALL BE INSTALLED AT 10 FEET UNLESS OTHERWISE NOTED. HANGERS SHALL BE INSTALLED AT 10 FEET UNLESS OTHERWISE NOTED.

TABLE A.2.2.1 MAXIMUM DISTANCE BETWEEN HANGERS (FT.-IN.)									
NOMINAL PIPE SIZE (IN.)	1/4	1	1-1/4	1-1/2	2	2-1/2	3	4	6
SPACED PIPE	N/A	12'-0"	12'-0"	12'-0"	15'-0"	15'-0"	15'-0"	15'-0"	15'-0"
CPVC	5'-8"	6'-8"	6'-8"	7'-0"	8'-0"	9'-0"	10'-0"	N/A	N/A

NOTE: MAXIMUM DISTANCE BETWEEN HANGERS SHALL BE 10 FEET UNLESS OTHERWISE NOTED. HANGERS SHALL BE INSTALLED AT 10 FEET UNLESS OTHERWISE NOTED. HANGERS SHALL BE INSTALLED AT 10 FEET UNLESS OTHERWISE NOTED. HANGERS SHALL BE INSTALLED AT 10 FEET UNLESS OTHERWISE NOTED.

TABLE A.2.2.1 MAXIMUM DISTANCE BETWEEN HANGERS (FT.-IN.)									
NOMINAL PIPE SIZE (IN.)	1/4	1	1-1/4	1-1/2	2	2-1/2	3	4	6
SPACED PIPE	N/A	12'-0"	12'-0"	12'-0"	15'-0"	15'-0"	15'-0"	15'-0"	15'-0"
CPVC	5'-8"	6'-8"	6'-8"	7'-0"	8'-0"	9'-0"	10'-0"	N/A	N/A

NOTE: MAXIMUM DISTANCE BETWEEN HANGERS SHALL BE 10 FEET UNLESS OTHERWISE NOTED. HANGERS SHALL BE INSTALLED AT 10 FEET UNLESS OTHERWISE NOTED. HANGERS SHALL BE INSTALLED AT 10 FEET UNLESS OTHERWISE NOTED. HANGERS SHALL BE INSTALLED AT 10 FEET UNLESS OTHERWISE NOTED.

TABLE A.2.2.1 MAXIMUM DISTANCE BETWEEN HANGERS (FT.-IN.)									
NOMINAL PIPE SIZE (IN.)	1/4	1	1-1/4	1-1/2	2	2-1/2	3	4	6
SPACED PIPE	N/A	12'-0"	12'-0"	12'-0"	15'-0"	15'-0"	15'-0"	15'-0"	15'-0"
CPVC	5'-8"	6'-8"	6'-8"	7'-0"	8'-0"	9'-0"	10'-0"	N/A	N/A

NOTE: MAXIMUM DISTANCE BETWEEN HANGERS SHALL BE 10 FEET UNLESS OTHERWISE NOTED. HANGERS SHALL BE INSTALLED AT 10 FEET UNLESS OTHERWISE NOTED. HANGERS SHALL BE INSTALLED AT 10 FEET UNLESS OTHERWISE NOTED. HANGERS SHALL BE INSTALLED AT 10 FEET UNLESS OTHERWISE NOTED.

TABLE A.2.2.1 MAXIMUM DISTANCE BETWEEN HANGERS (FT.-IN.)									
NOMINAL PIPE SIZE (IN.)	1/4	1	1-1/4	1-1/2	2	2-1/2	3	4	6
SPACED PIPE	N/A	12'-0"	12'-0"	12'-0"	15'-0"	15'-0"	15'-0"	15'-0"	15'-0"
CPVC	5'-8"	6'-8"	6'-8"	7'-0"	8'-0"	9'-0"	10'-0"	N/A	N/A

NOTE: MAXIMUM DISTANCE BETWEEN HANGERS SHALL BE 10 FEET UNLESS OTHERWISE NOTED. HANGERS SHALL BE INSTALLED AT 10 FEET UNLESS OTHERWISE NOTED. HANGERS SHALL BE INSTALLED AT 10 FEET UNLESS OTHERWISE NOTED. HANGERS SHALL BE INSTALLED AT 10 FEET UNLESS OTHERWISE NOTED.

TABLE A.2.2.1 MAXIMUM DISTANCE BETWEEN HANGERS (FT.-IN.)									
NOMINAL PIPE SIZE (IN.)	1/4	1	1-1/4	1-1/2	2	2-1/2	3	4	6
SPACED PIPE	N/A	12'-0"	12'-0"	12'-0"	15'-0"	15'-0"	15'-0"	15'-0"	15'-0"
CPVC	5'-8"	6'-8"	6'-8"	7'-0"	8'-0"	9'-0"	10'-0"	N/A	N/A

NOTE: MAXIMUM DISTANCE BETWEEN HANGERS SHALL BE 10 FEET UNLESS OTHERWISE NOTED. HANGERS SHALL BE INSTALLED AT 10 FEET UNLESS OTHERWISE NOTED. HANGERS SHALL BE INSTALLED AT 10 FEET UNLESS OTHERWISE NOTED. HANGERS SHALL BE INSTALLED AT 10 FEET UNLESS OTHERWISE NOTED.

TABLE A.2.2.1 MAXIMUM DISTANCE BETWEEN HANGERS (FT.-IN.)									
NOMINAL PIPE SIZE (IN.)	1/4	1	1-1/4	1-1/2	2	2-1/2	3	4	6
SPACED PIPE	N/A	12'-0"	12'-0"	12'-0"	15'-0"	15'-0"	15'-0"	15'-0"	15'-0"
CPVC	5'-8"	6'-8"	6'-8"	7'-0"	8'-0"	9'-0"	10'-0"	N/A	N/A

NOTE: MAXIMUM DISTANCE BETWEEN HANGERS SHALL BE 10 FEET UNLESS OTHERWISE NOTED. HANGERS SHALL BE INSTALLED AT 10 FEET UNLESS OTHERWISE NOTED. HANGERS SHALL BE INSTALLED AT 10 FEET UNLESS OTHERWISE NOTED. HANGERS SHALL BE INSTALLED AT 10 FEET UNLESS OTHERWISE NOTED.

TABLE A.2.2.1 MAXIMUM DISTANCE BETWEEN HANGERS (FT.-IN.)									
NOMINAL PIPE SIZE (IN.)	1/4	1	1-1/4	1-1/2	2	2-1/2	3	4	6
SPACED PIPE	N/A	12'-0"	12'-0"	12'-0"	15'-0"	15'-0"	15'-0"	15'-0"	15'-0"
CPVC	5'-8"	6'-8"	6'-8"	7'-0"	8'-0"	9'-0"	10'-0"	N/A	N/A

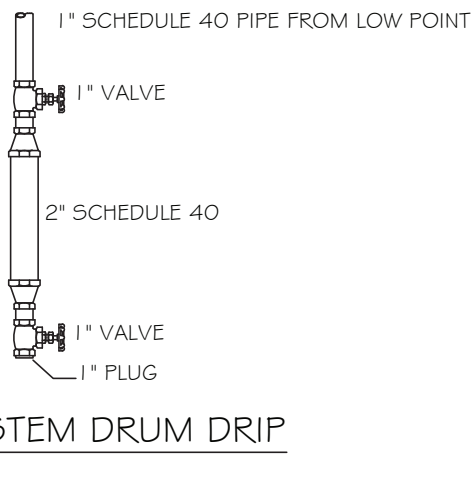
NOTE: MAXIMUM DISTANCE BETWEEN HANGERS SHALL BE 10 FEET UNLESS OTHERWISE NOTED. HANGERS SHALL BE INSTALLED AT 10 FEET UNLESS OTHERWISE NOTED. HANGERS SHALL BE INSTALLED AT 10 FEET UNLESS OTHERWISE NOTED. HANGERS SHALL BE INSTALLED AT 10 FEET UNLESS OTHERWISE NOTED.

TABLE A.2.2.1 MAXIMUM DISTANCE BETWEEN HANGERS (FT.-IN.)									
NOMINAL PIPE SIZE (IN.)	1/4	1	1-1/4	1-1/2	2	2-1/2	3	4	6
SPACED PIPE	N/A	12'-0"	12'-0"	12'-0"	15'-0"	15'-0"	15'-0"	15'-0"	15'-0"
CPVC	5'-8"	6'-8"	6'-8"	7'-0"	8'-0"	9'-0"	10'-0"	N/A	N/A

NOTE: MAXIMUM DISTANCE BETWEEN HANGERS SHALL BE 10 FEET UNLESS OTHERWISE NOTED. HANGERS SHALL BE INSTALLED AT 10 FEET UNLESS OTHERWISE NOTED. HANGERS SHALL BE INSTALLED AT 10 FEET UNLESS OTHERWISE NOTED. HANGERS SHALL BE INSTALLED AT 10 FEET UNLESS OTHERWISE NOTED.

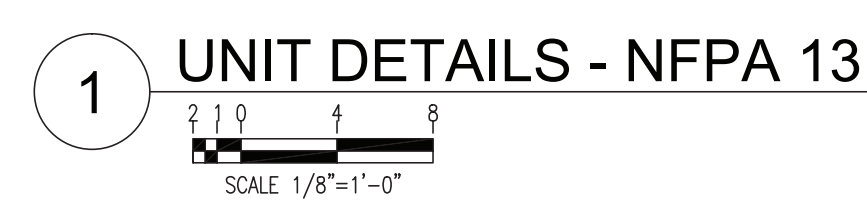
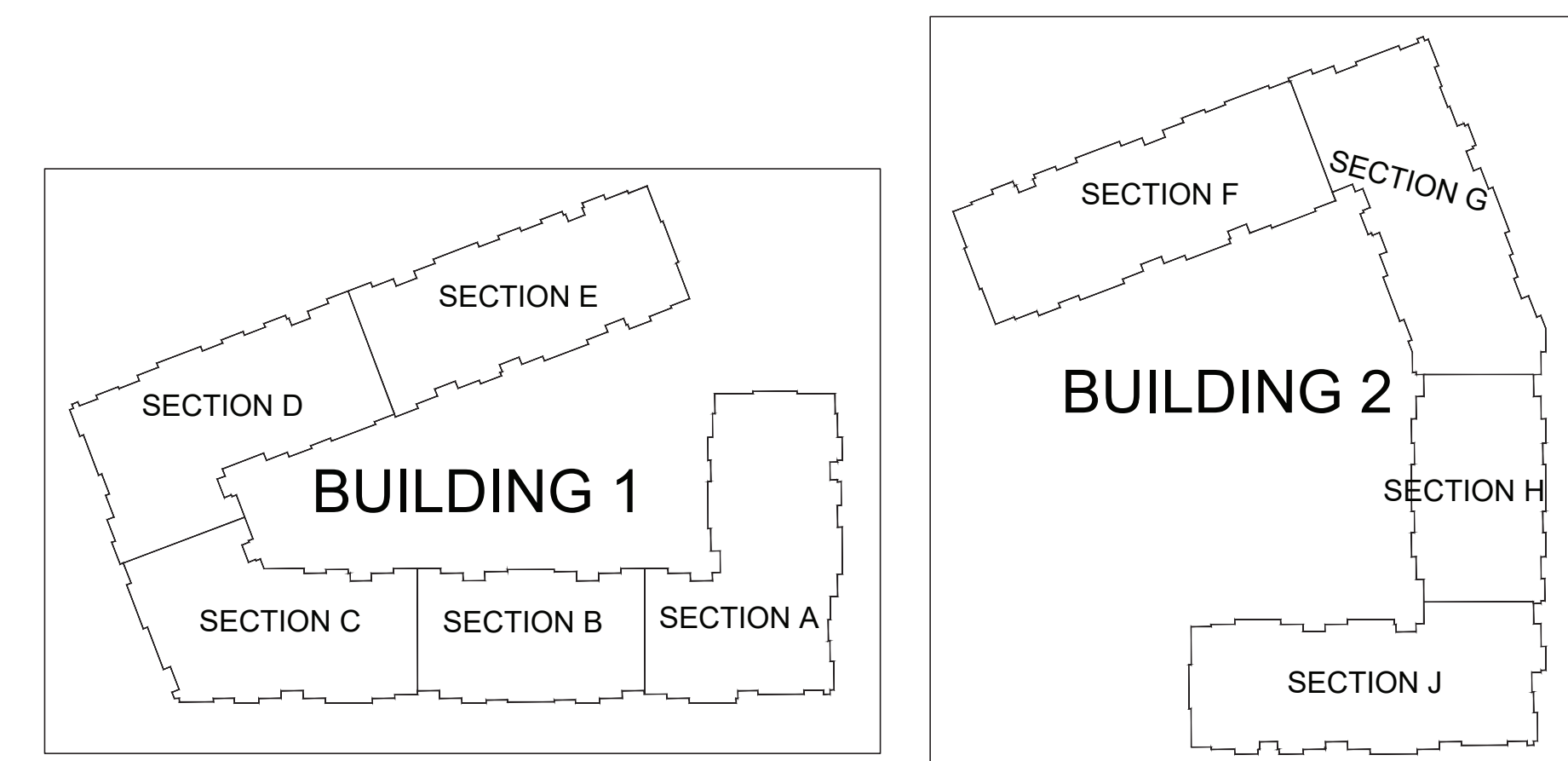
DRY SYSTEM INSPECTORS TEST

SCALE: NTS



LOW PRESSURE CPVC DRY SYSTEM NOTES:

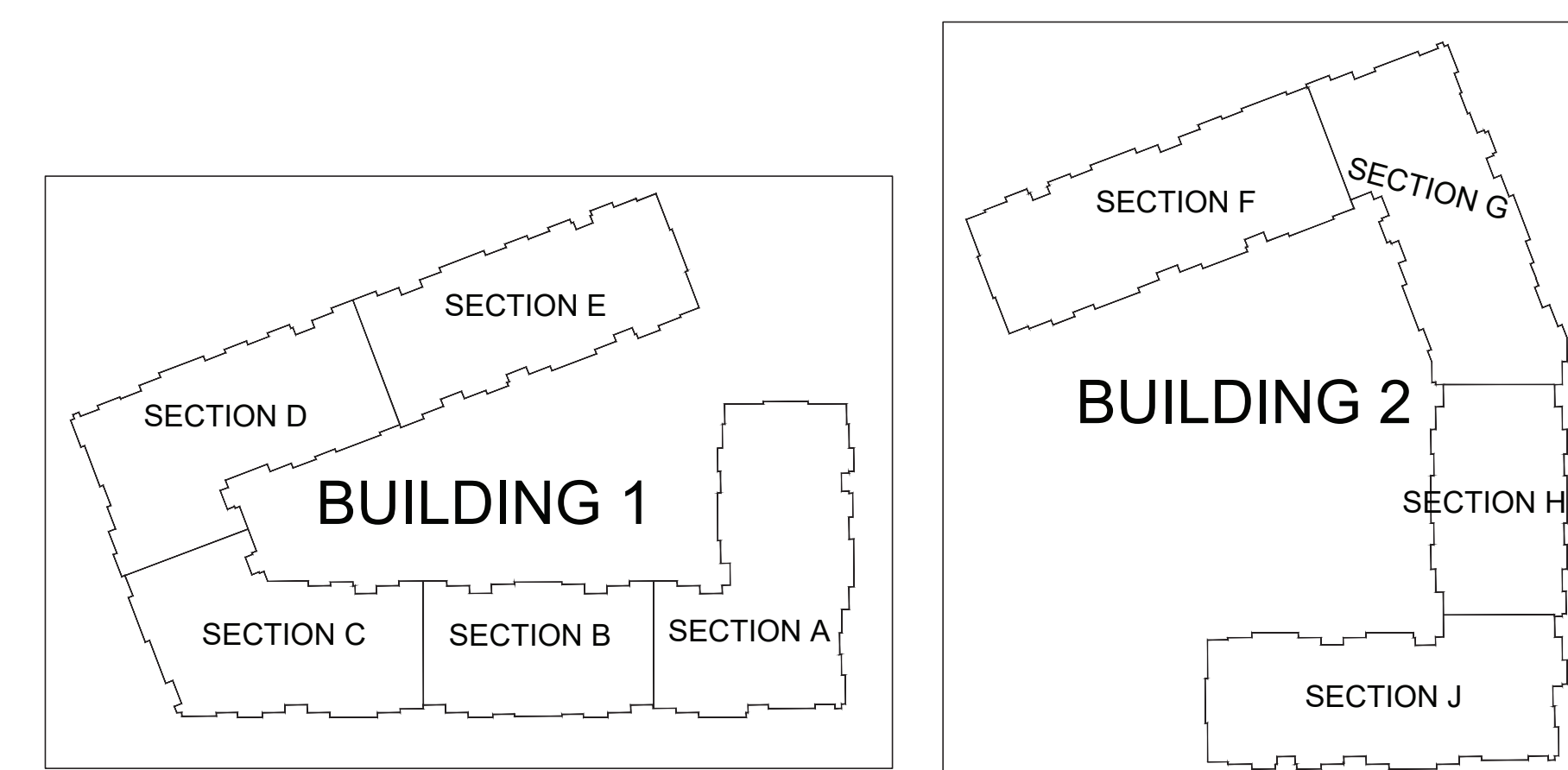
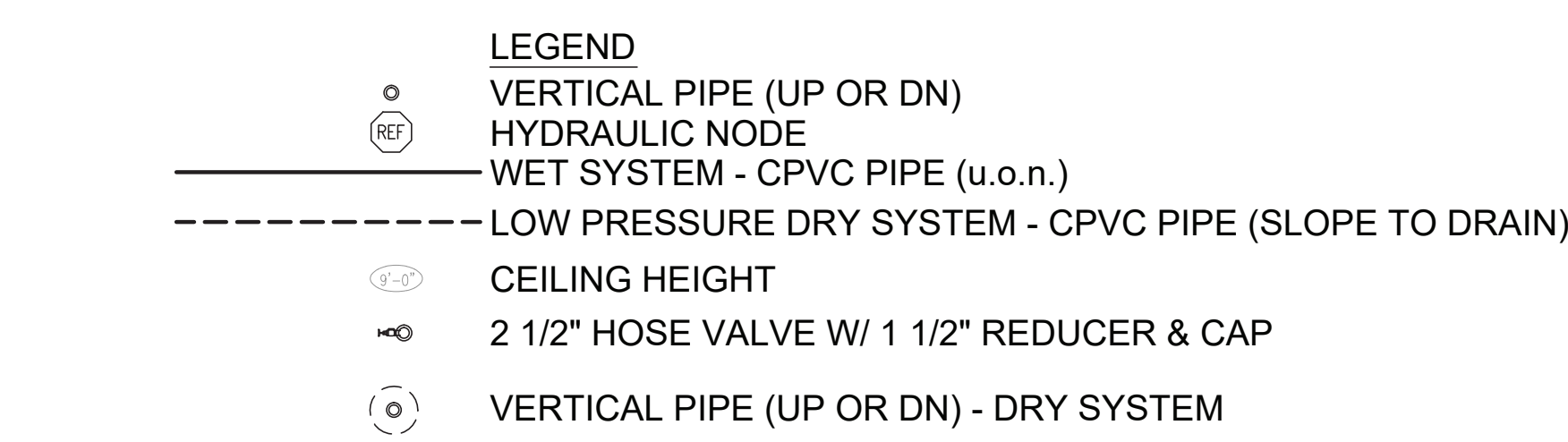
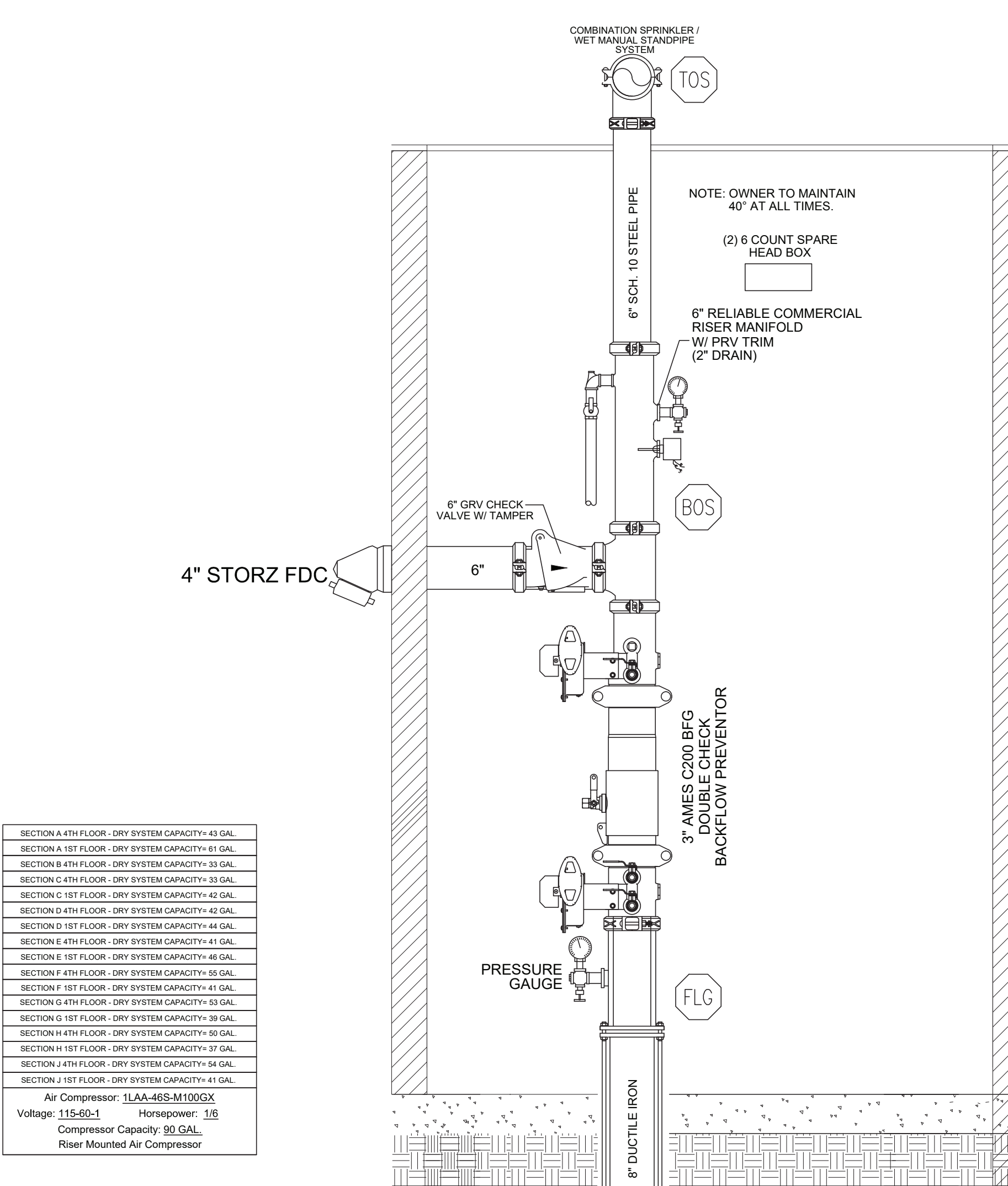
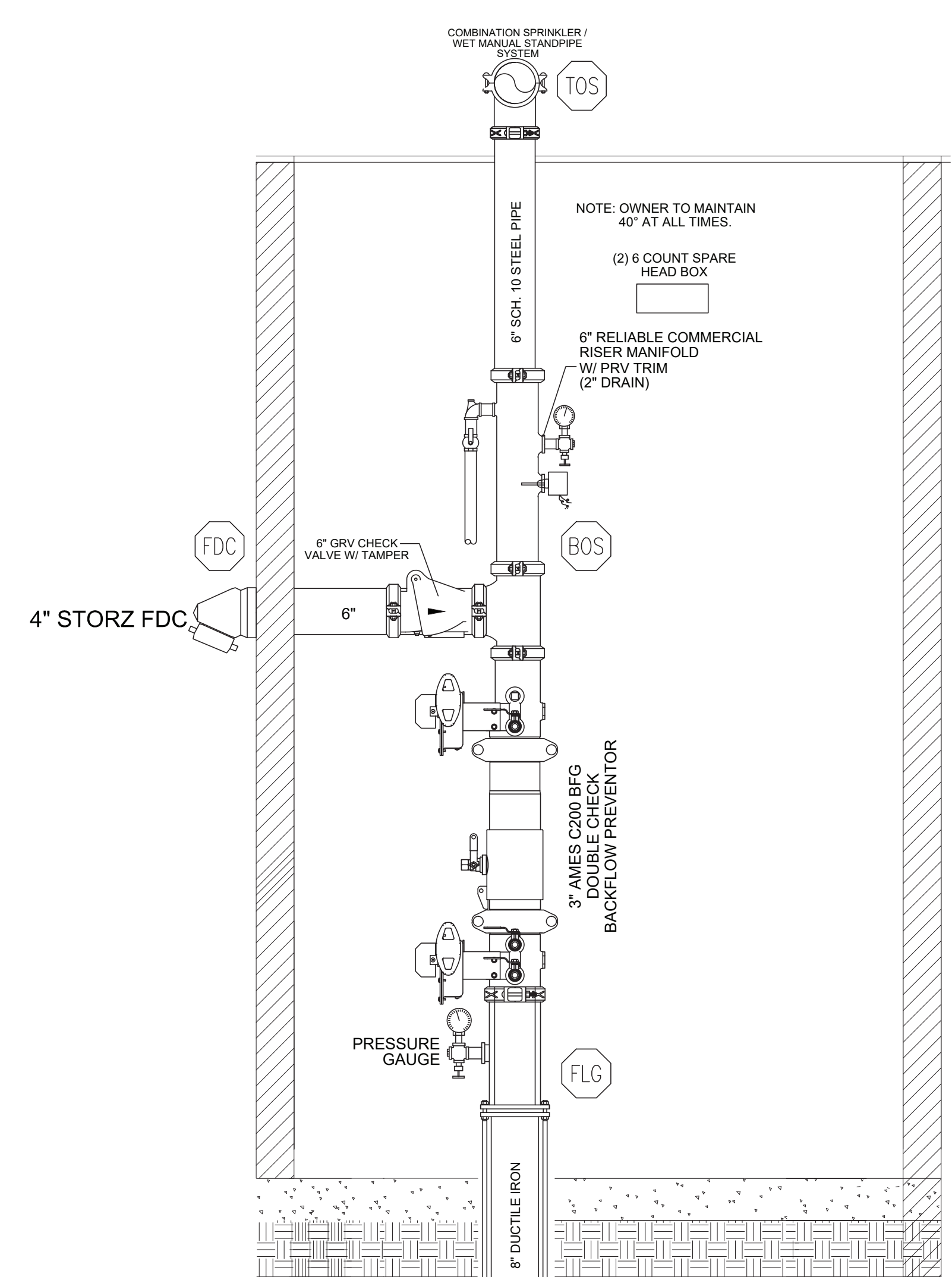
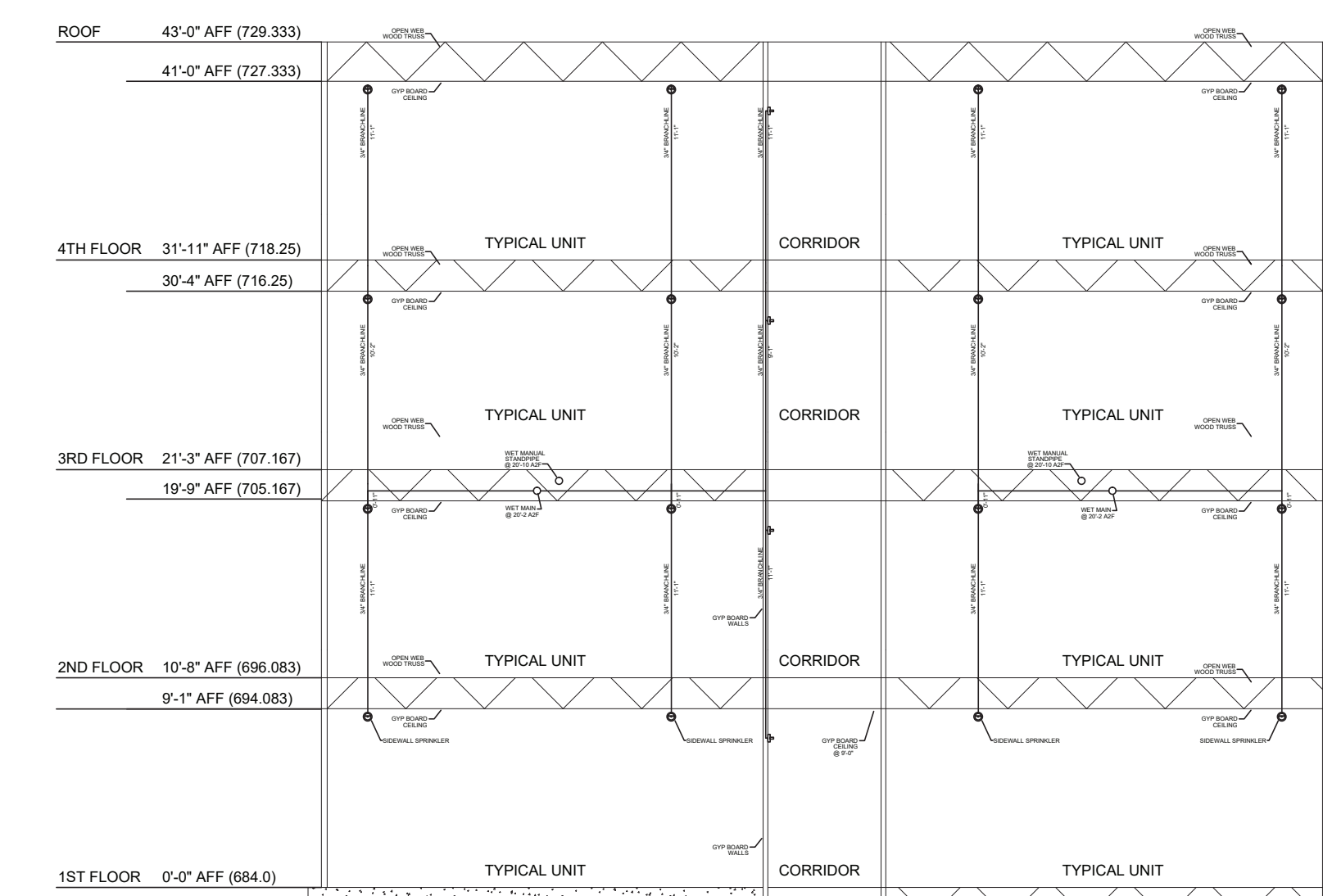
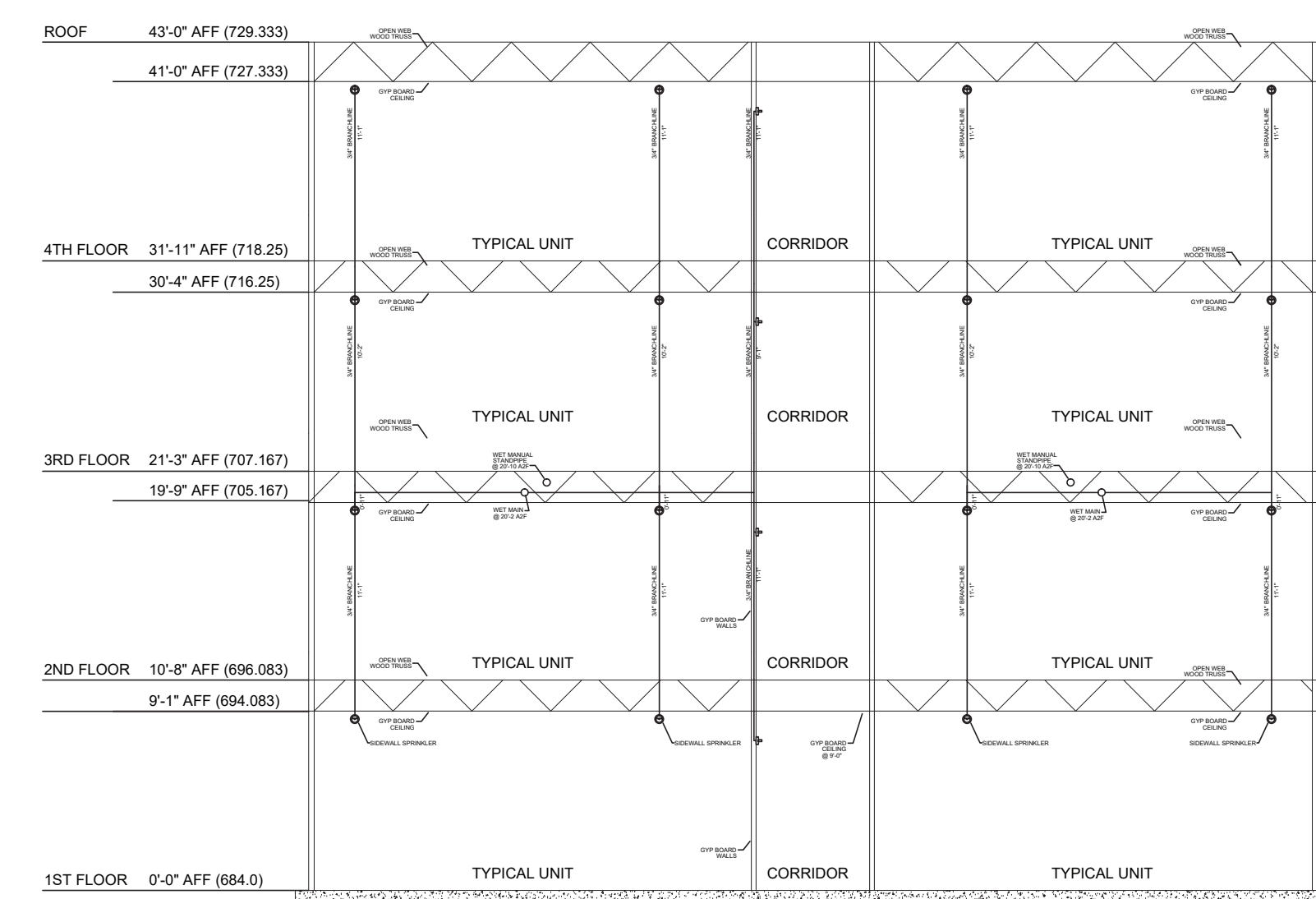
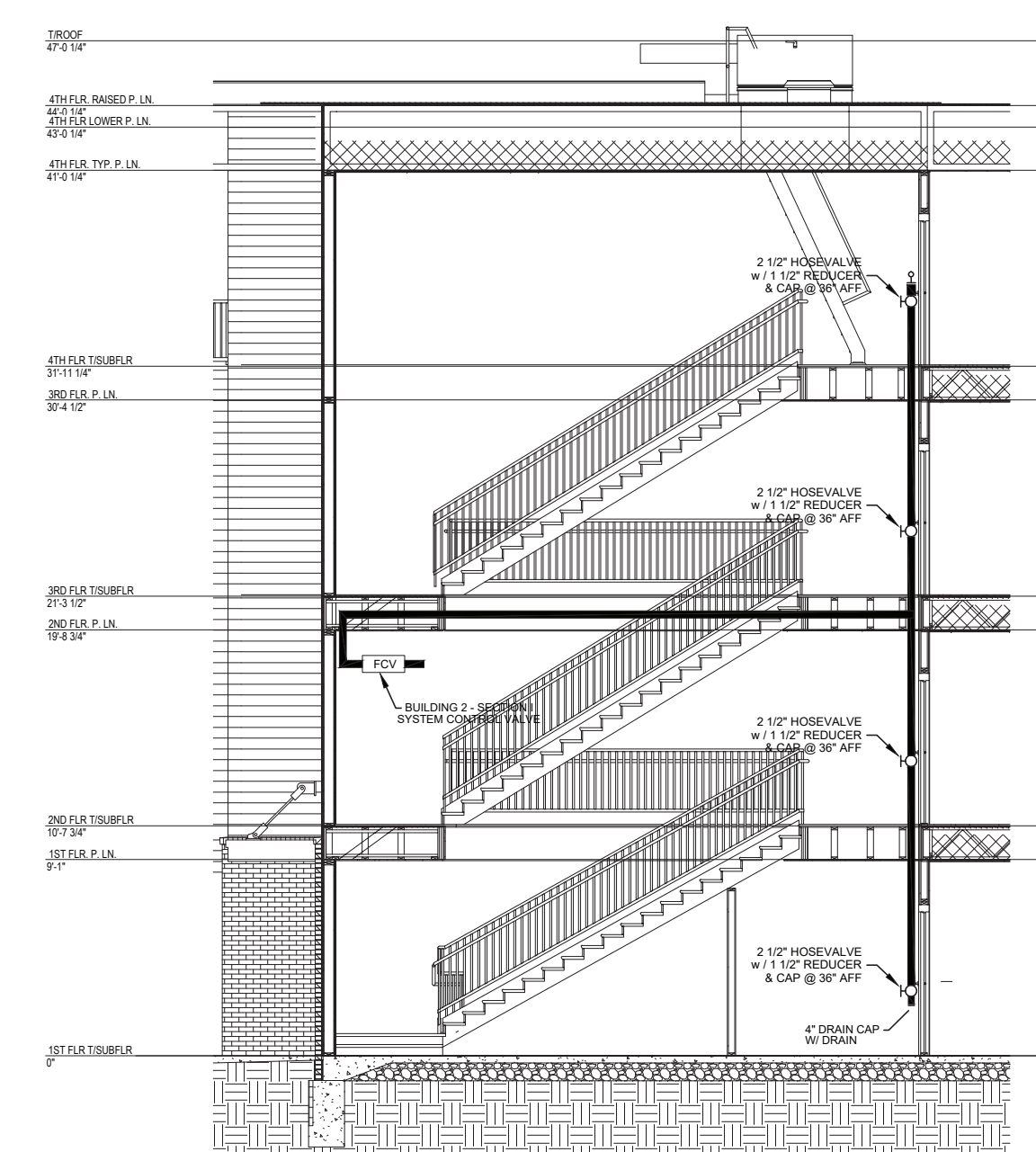
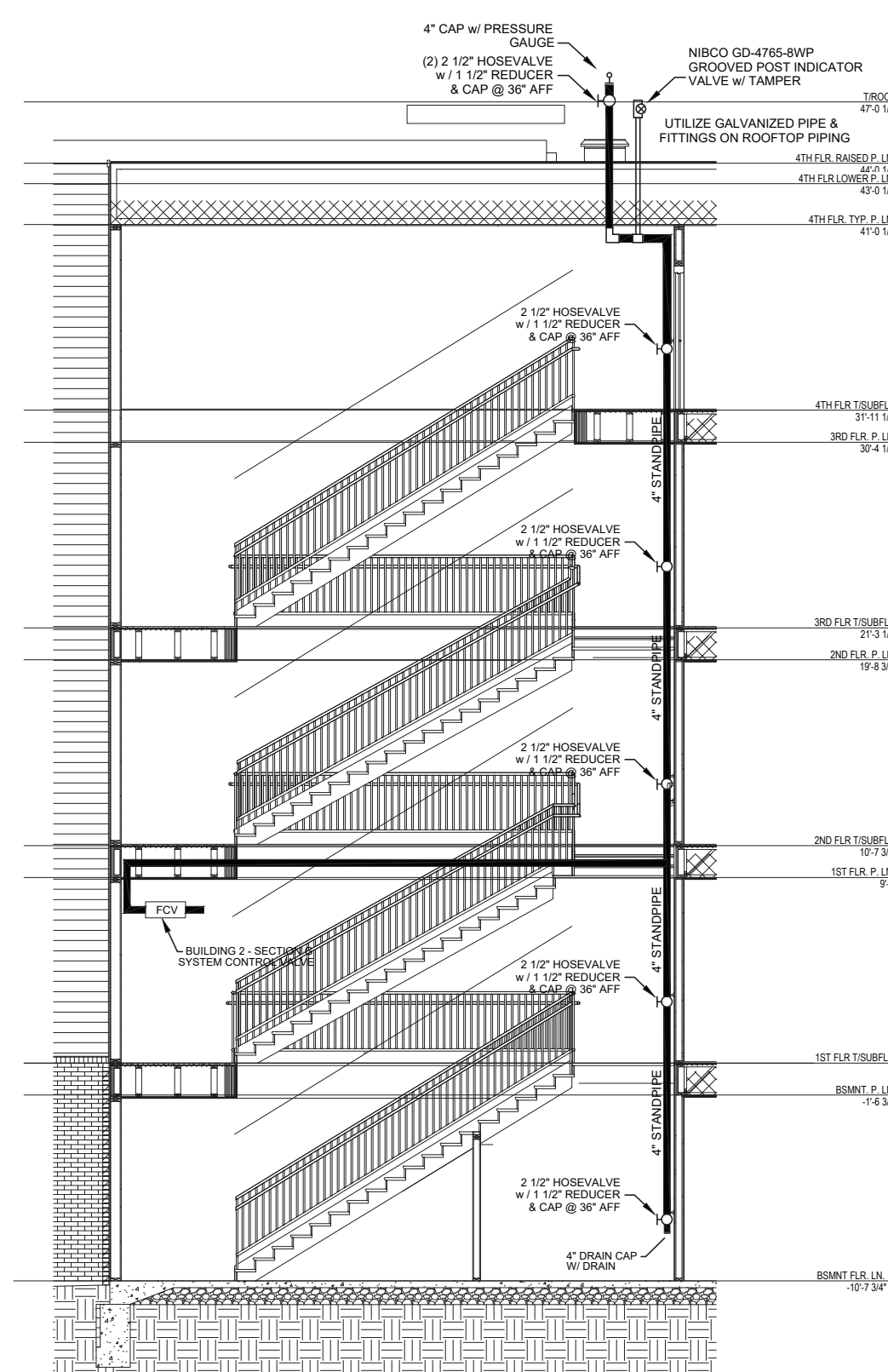
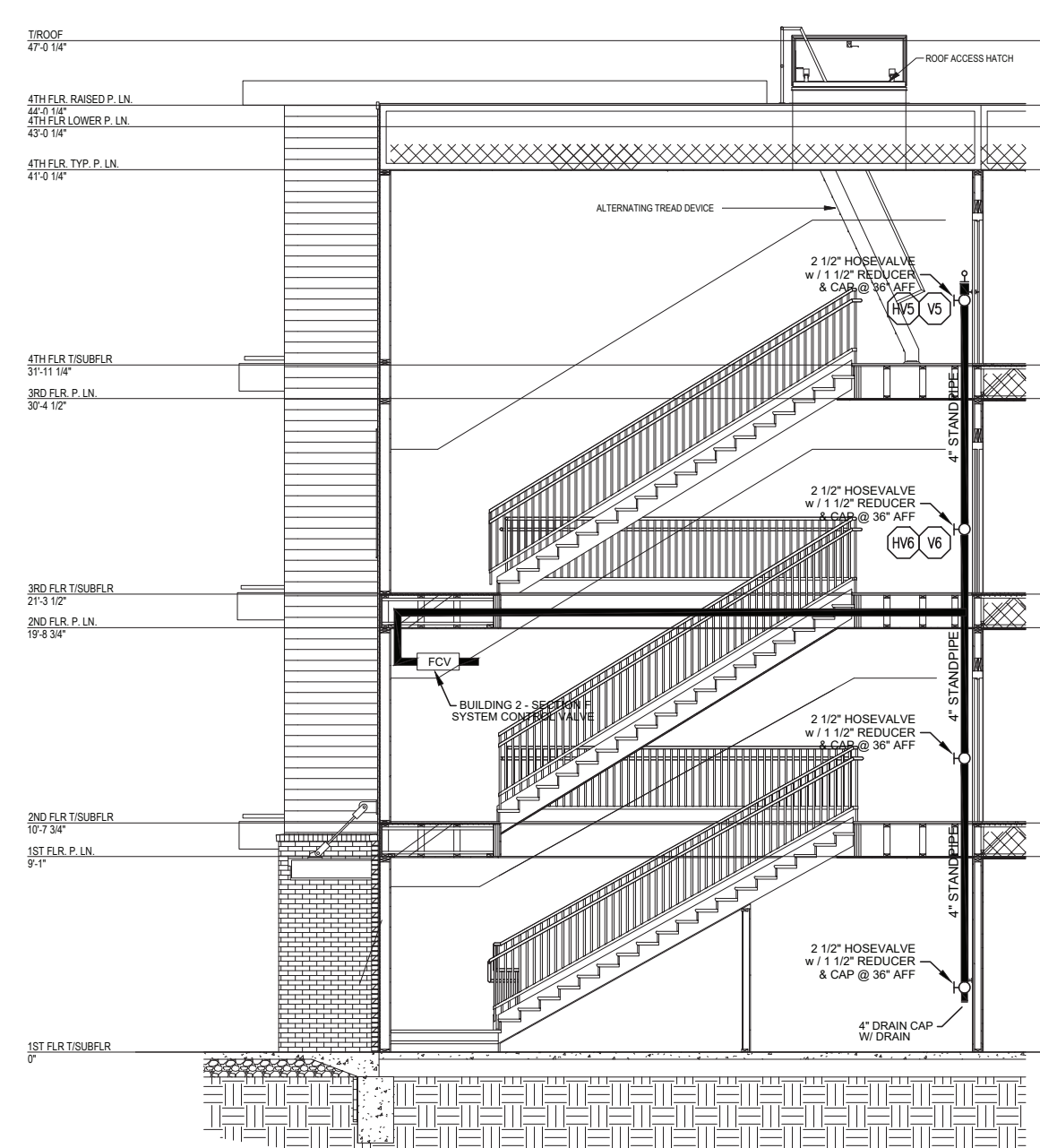
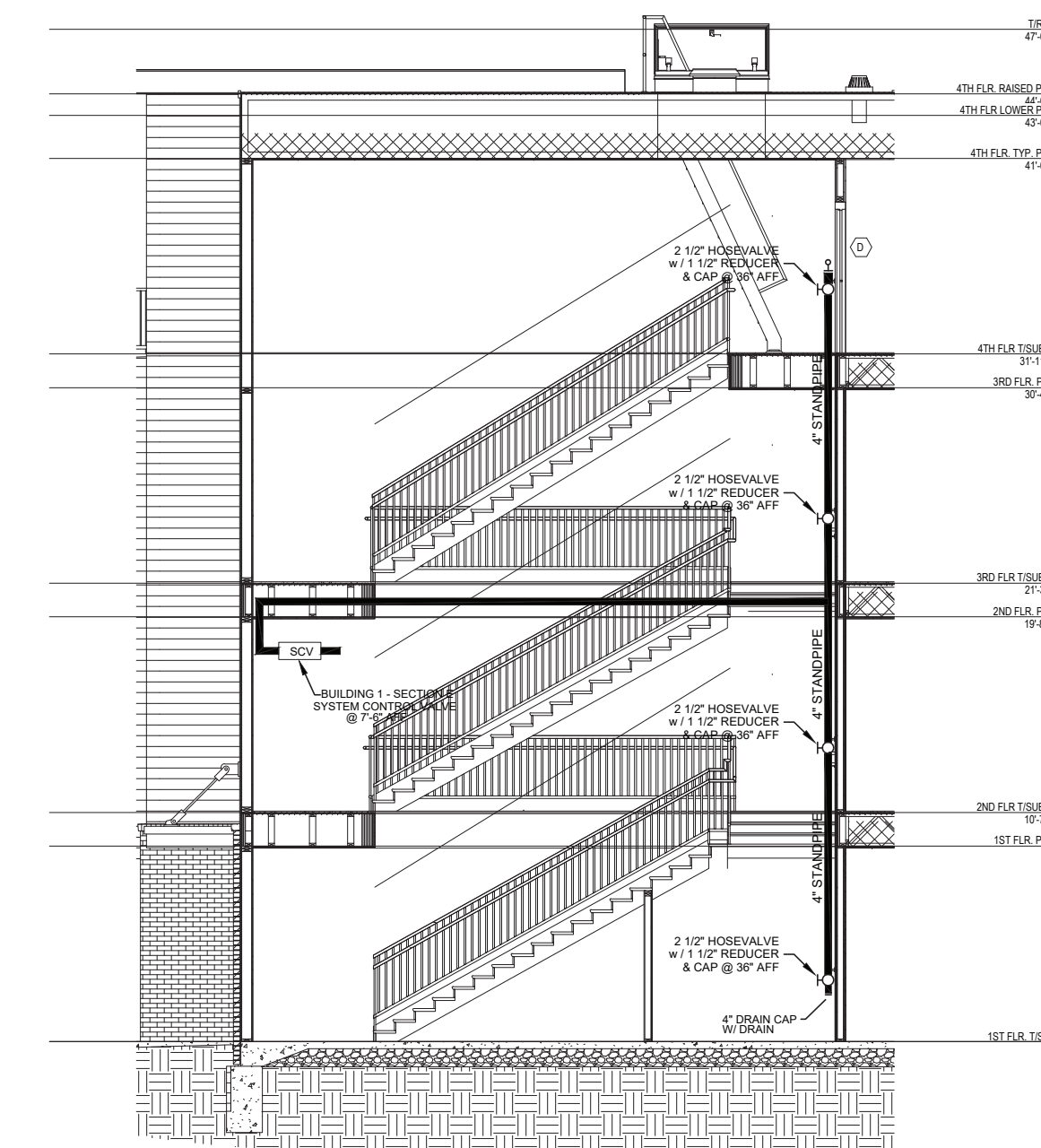
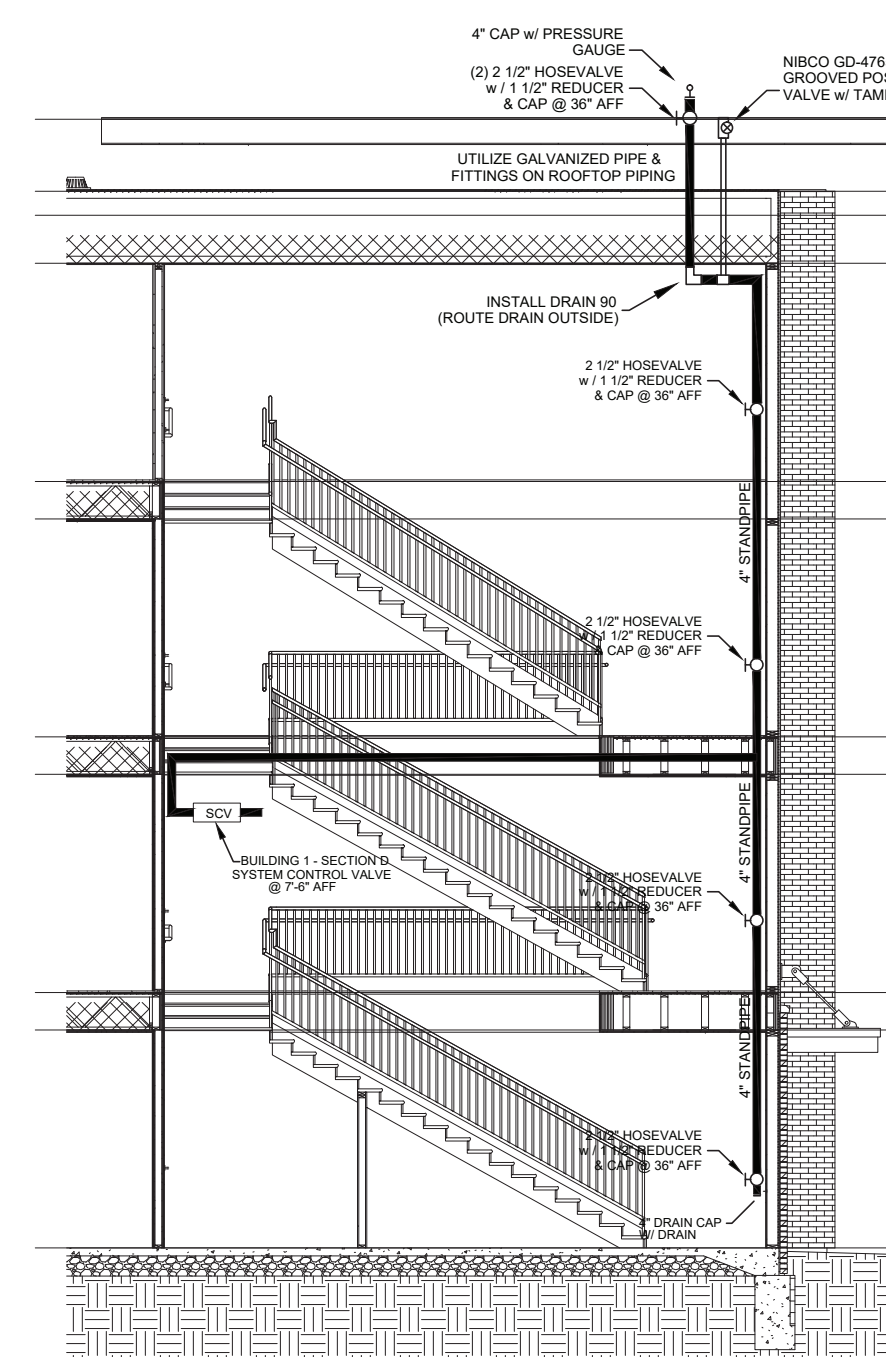
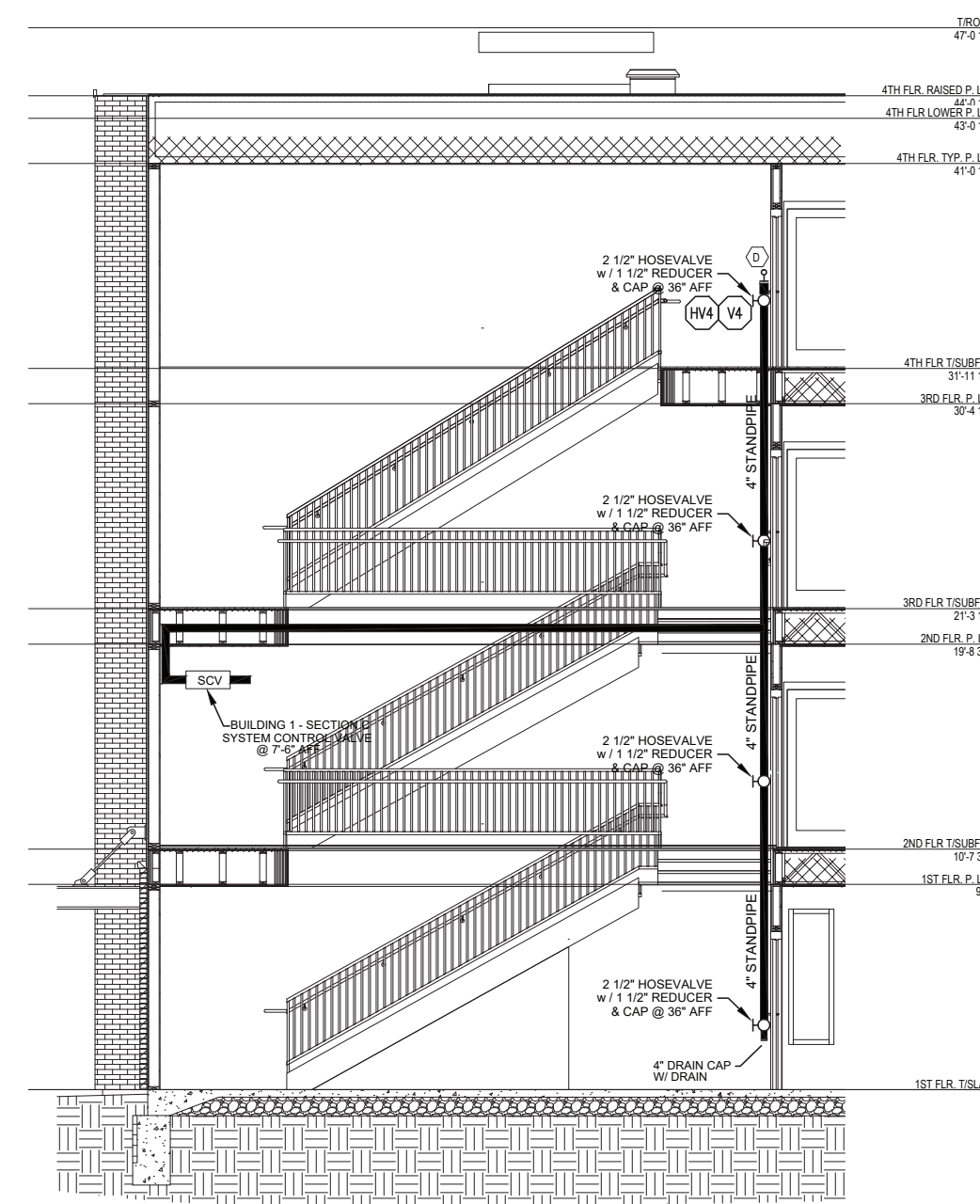
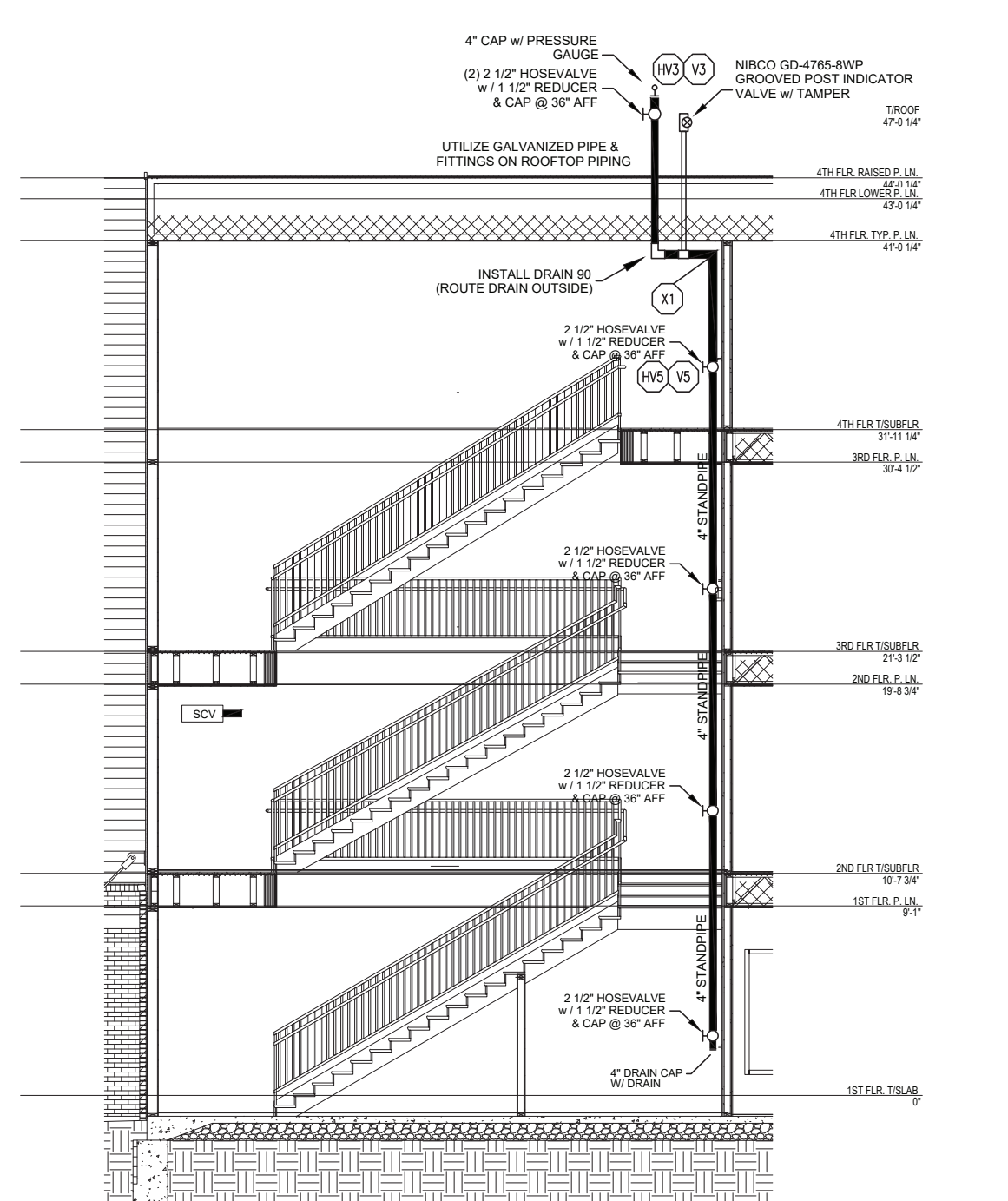
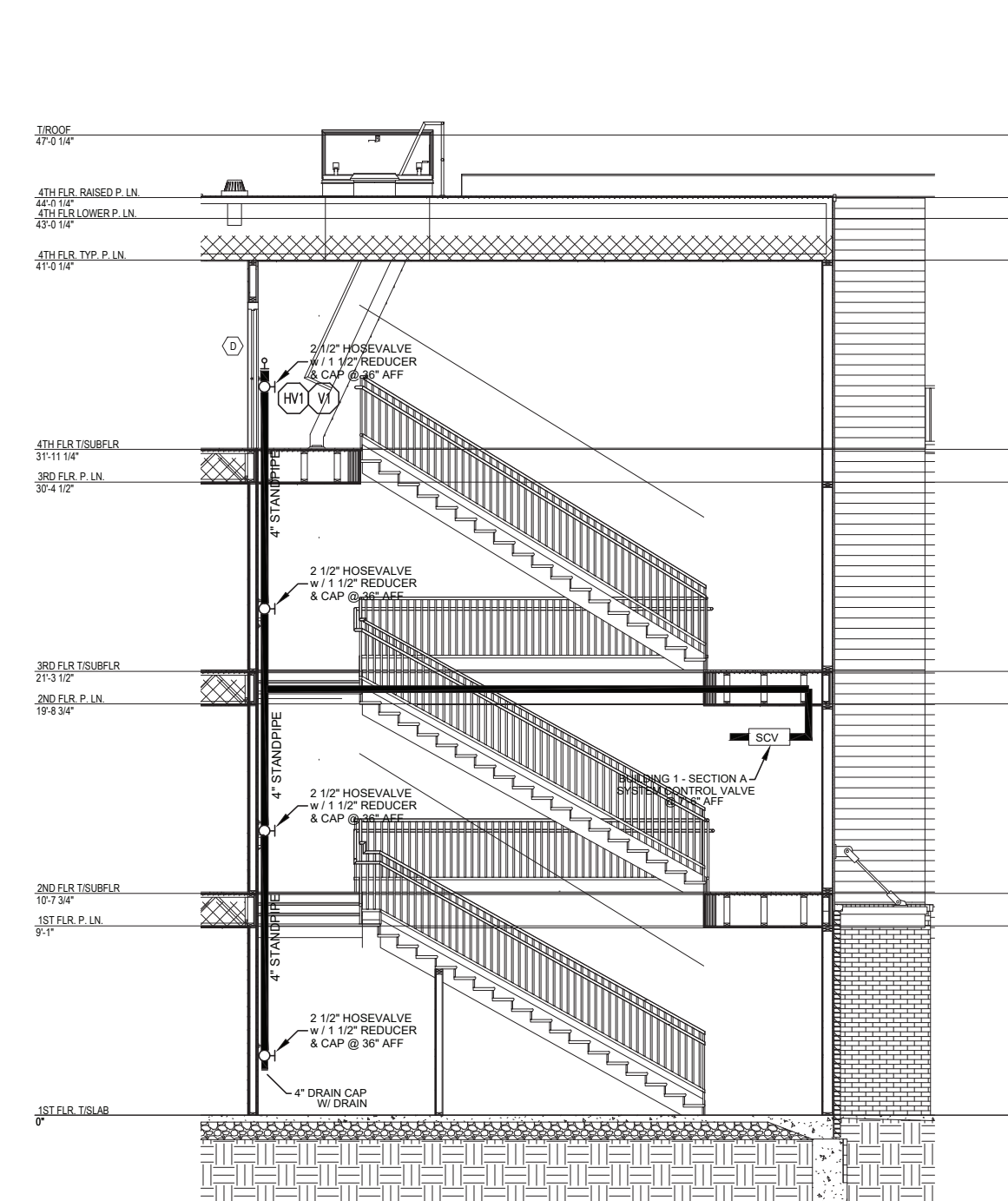
- Align all sidewall sprinkler deflectors parallel to ceiling slope.
- Space hangers on cpvc pipe per hanger matrix. (Hangers Not Shown For Clarity).
- All branchline piping is 3/4" CPVC (u.o.n.).
- Route 3/4" drains to exterior walls - As Needed.
- Fire caulk all fire rated walls that are penetrated.
- All pipe dimensions are center - center.
- Field verify all sprinkler and pipe locations prior to installation.
- Mains to be sloped 1/4" per 10 feet




SPRINKLER ARE NOT REQUIRED IN BATHROOMS LESS THAN 55 SQFT NFPA 13 - 8.15.8.1.1

12-26-2023

STATE OF MISSOURI
CHRISTOPHER T. GROSS
NUMBER
12-201510148
PROFESSIONAL ENGINEER

[illegible]


SCALE: AS SHOWN DRAWN BY: T.G. CHECKED BY: J.G. DATE: 12/17/13	CONTRACT NAME: SUMMIT SQUARE III 800 & 810 NW SUMMIT ROAD LEE'S SUMMIT, MO	
DWG. NO.: 3 of 14 CONTRACT #. 9006 DESCRIPTION: MPA 13 & 13R	RANGER TIRE	


SECTION A WET & DRY SYSTEM HAS BEEN HYDRAULICALLY CALCULATED
SECTION B WET & DRY SYSTEM HAS BEEN HYDRAULICALLY CALCULATED
SECTION C WET & DRY SYSTEM HAS BEEN HYDRAULICALLY SIZED TYPICAL TO SECTION A WET & DRY SYSTEM
SECTION D WET & DRY SYSTEM HAS BEEN HYDRAULICALLY SIZED TYPICAL TO SECTION A WET & DRY SYSTEM
SECTION E WET & DRY SYSTEM HAS BEEN HYDRAULICALLY SIZED TYPICAL TO SECTION A WET & DRY SYSTEM


SECTION F WET SYSTEM HAS BEEN HYDRAULICALLY SIZED TYPICAL TO SECTION A


SECTION G DRY SYSTEM HAS BEEN HYDRAULICALLY SIZED TYPICAL TO SECTION A DRY SYSTEM
SECTION G WET SYSTEM HAS BEEN HYDRAULICALLY CALCULATED
SECTION H WET & DRY SYSTEM HAS BEEN HYDRAULICALLY SIZED TYPICAL TO SECTION A WET & DRY SYSTEM
SECTION J WET SYSTEM HAS BEEN HYDRAULICALLY SIZED TYPICAL TO SECTION A WET SYSTEM
SECTION J DRY SYSTEM HAS BEEN HYDRAULICALLY SIZED TYPICAL TO SECTION F DRY SYSTEM


LEGEND


 VERTICAL PIPE (UP OR DN)


 HYDRAULIC NODE

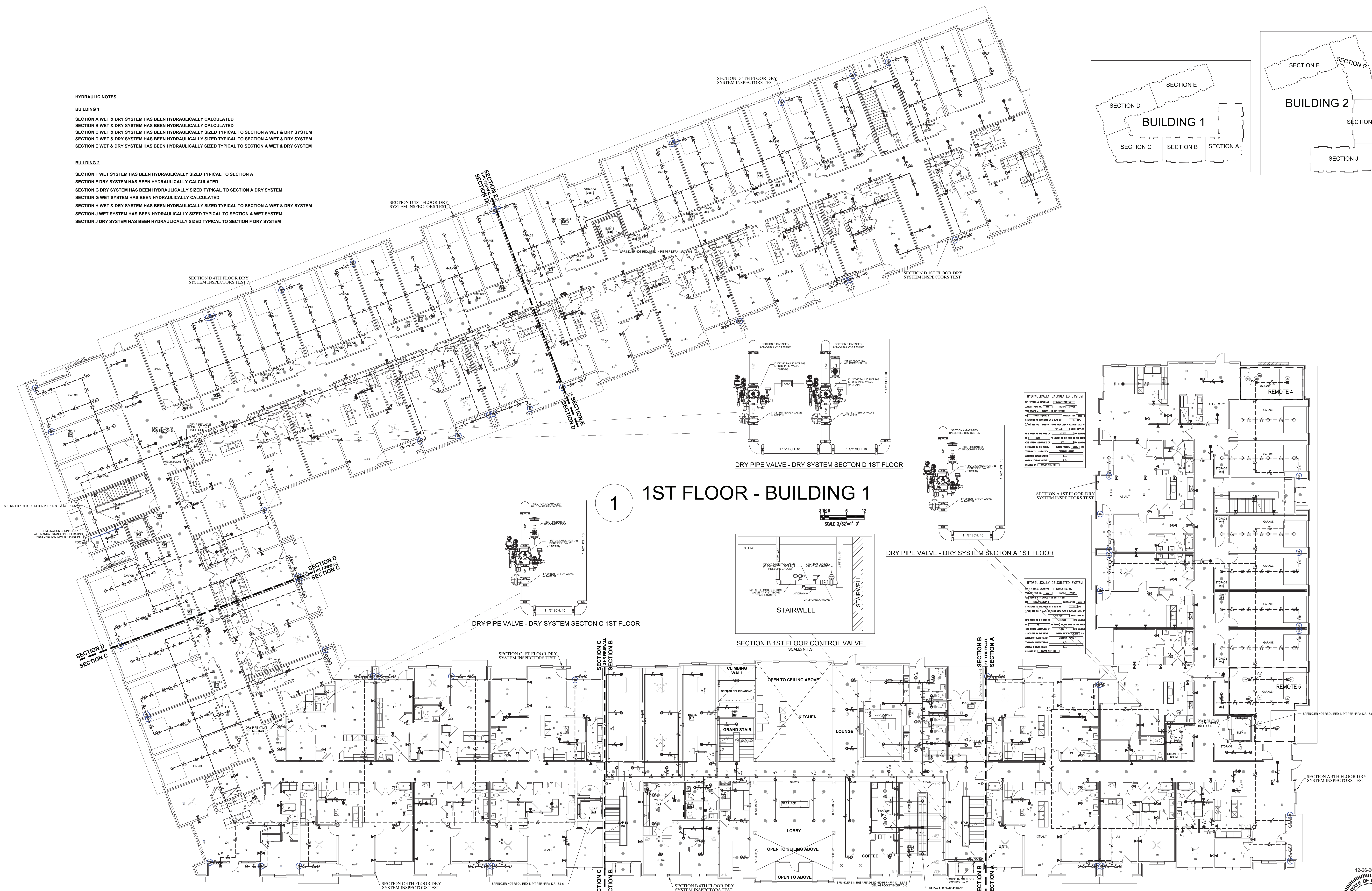
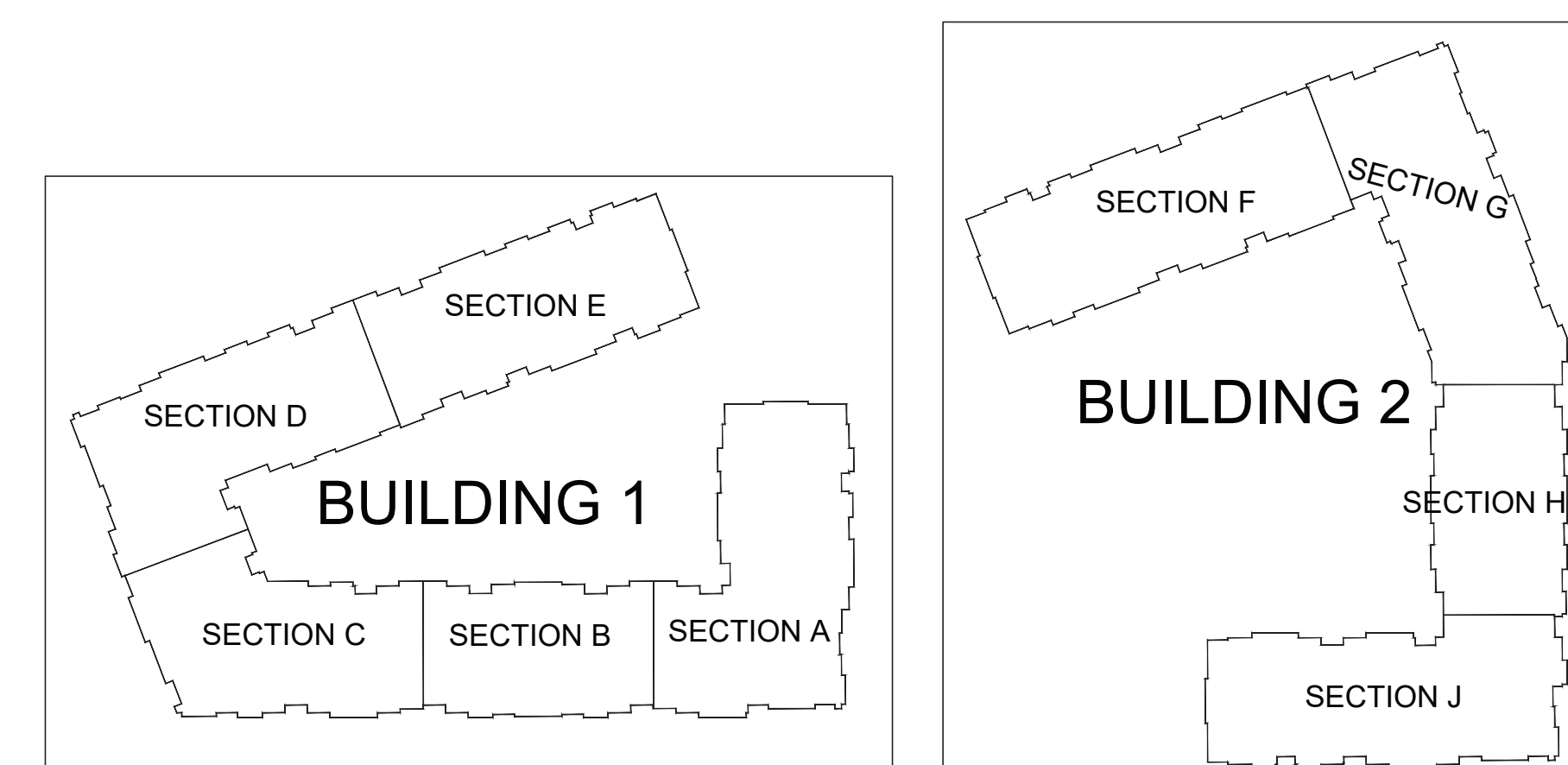
 WET SYSTEM - CPVC PIPE (u.o.n.)

 LOW PRESSURE DRY SYSTEM - CPVC PIPE (SLOPE TO DRAIN)

 CEILING HEIGHT


 2 1/2" HOSE VALVE W/ 1 1/2" REDUCER & CAP

 VERTICAL PIPE (UP OR DN) - DRY SYSTEM



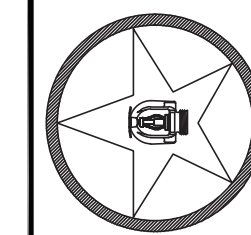
LEVEL 1 - BUILDING 1

12-26-2023



SCALE:	As Shown	CONTRACT NAME:	
DRAWN BY:	T.G.		
CHECKED BY:	J.G.		
DATE:	12/7/23		
DWS. NO.:	4 of 14		
		CONTRACT #:	XXX

SUMMIT SQUARE III
800 & 810 NW WARD ROAD
LEE'S SUMMIT, MO



RANGER FIRE

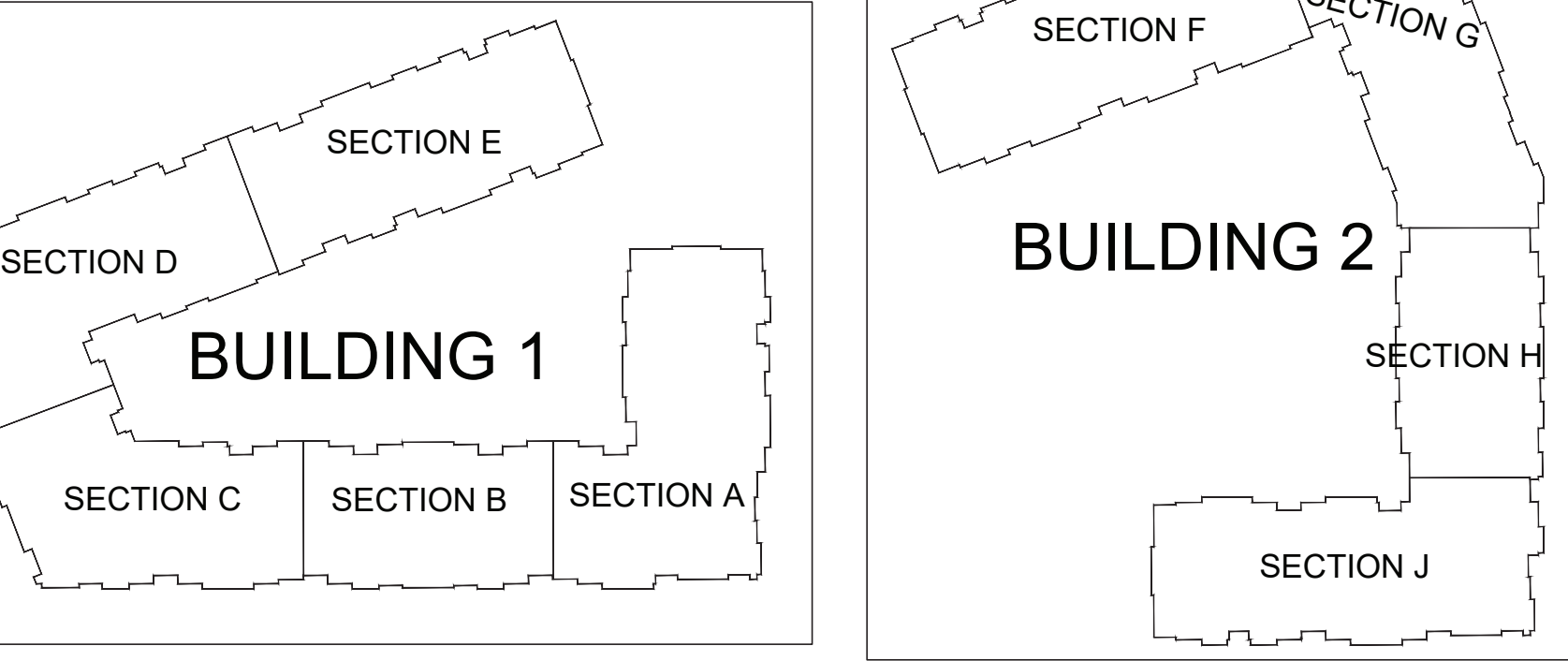
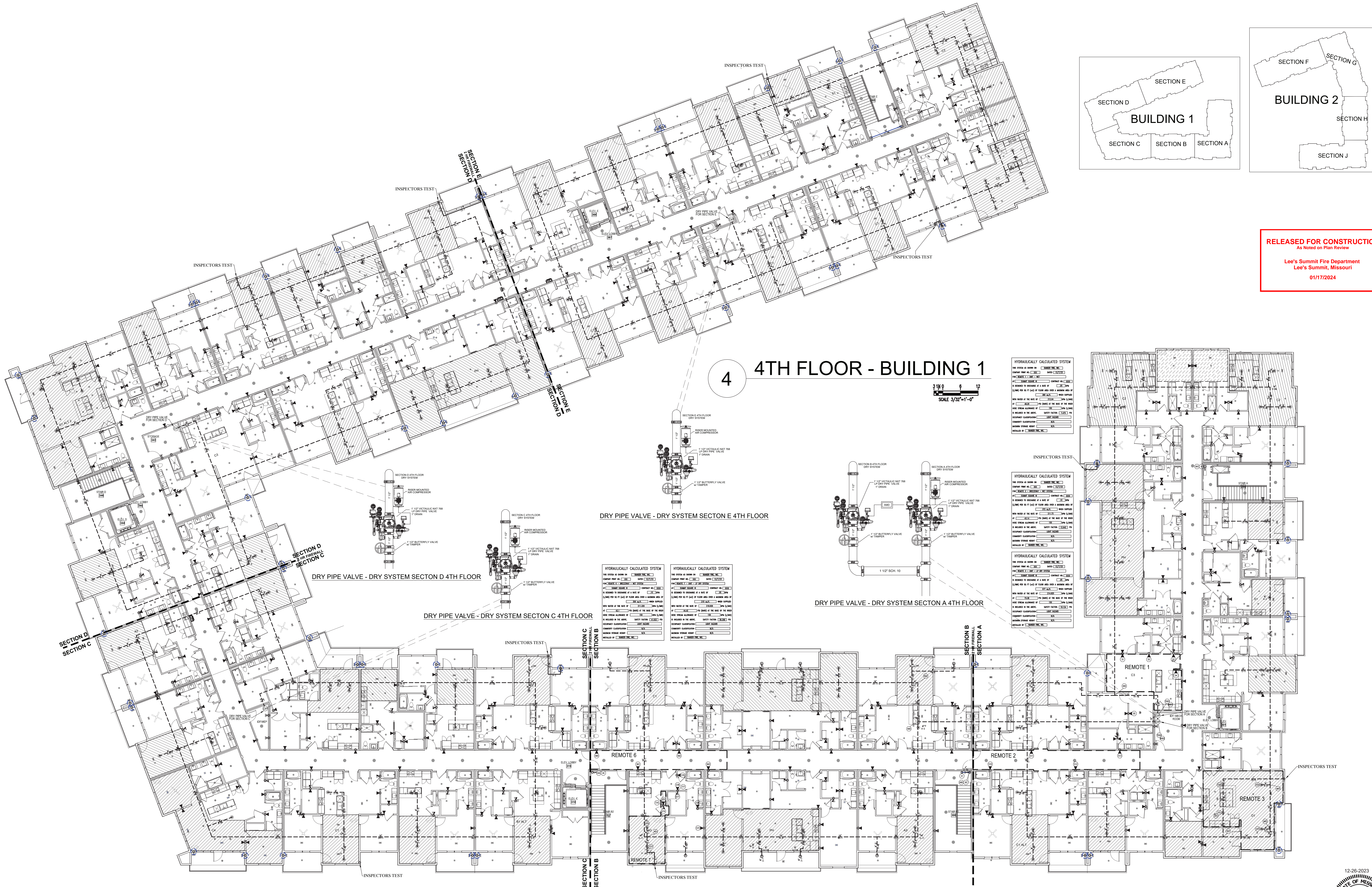
[illegible]

OWNER:	
NORTHPOINT DEVELOPMENT	
3315 N. OAK TRAIL	
KANSAS CITY, MO	
516-888-7700	
CONTRACTOR:	
NEIGHBORS CONSTRUCTION	
1708 E. 123RD	
OLATHE, KS 64602	
913-422-5500	

[illegible]


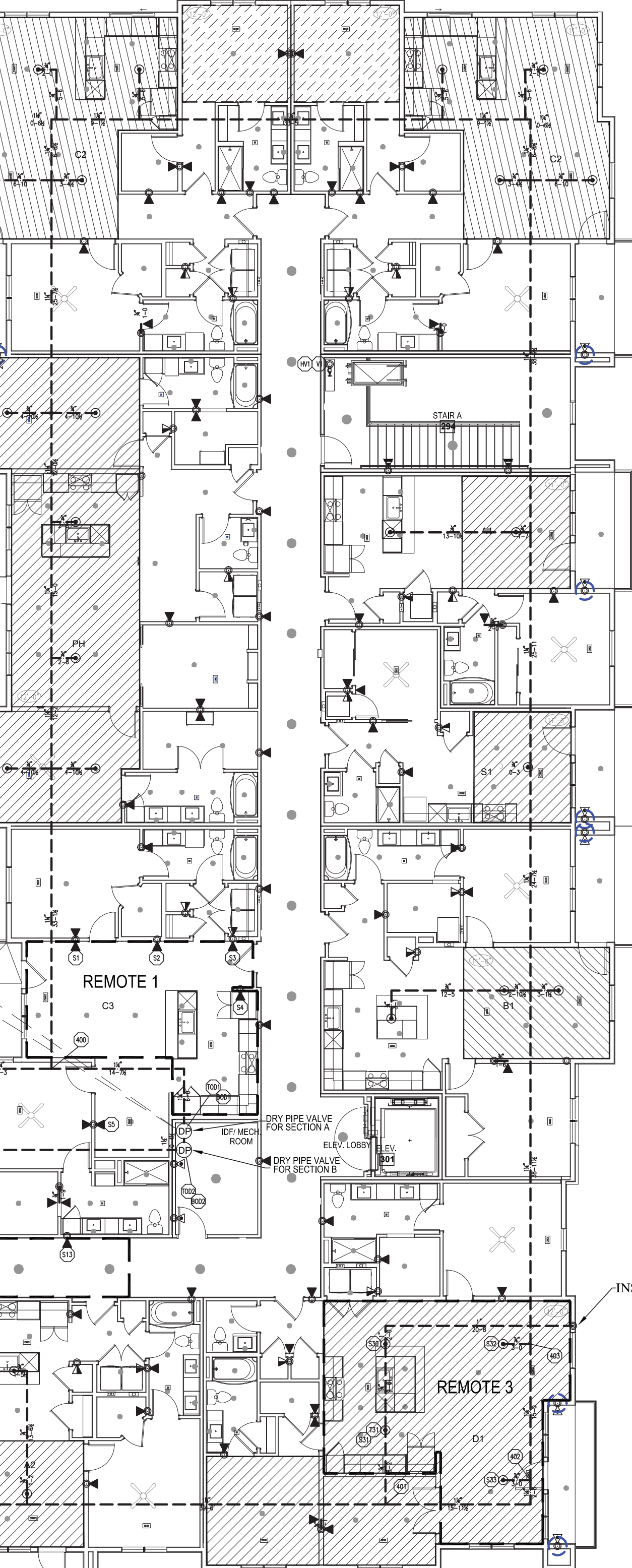
Ranger Fire, Inc.
1000 South Main Street, Suite 200
Grapevine, Texas 76051

MISSOURI PE COA #2016025677
CG Engineering, LLC
1624 N Glen Elyn
Independence, MO 64056
816-516-9540

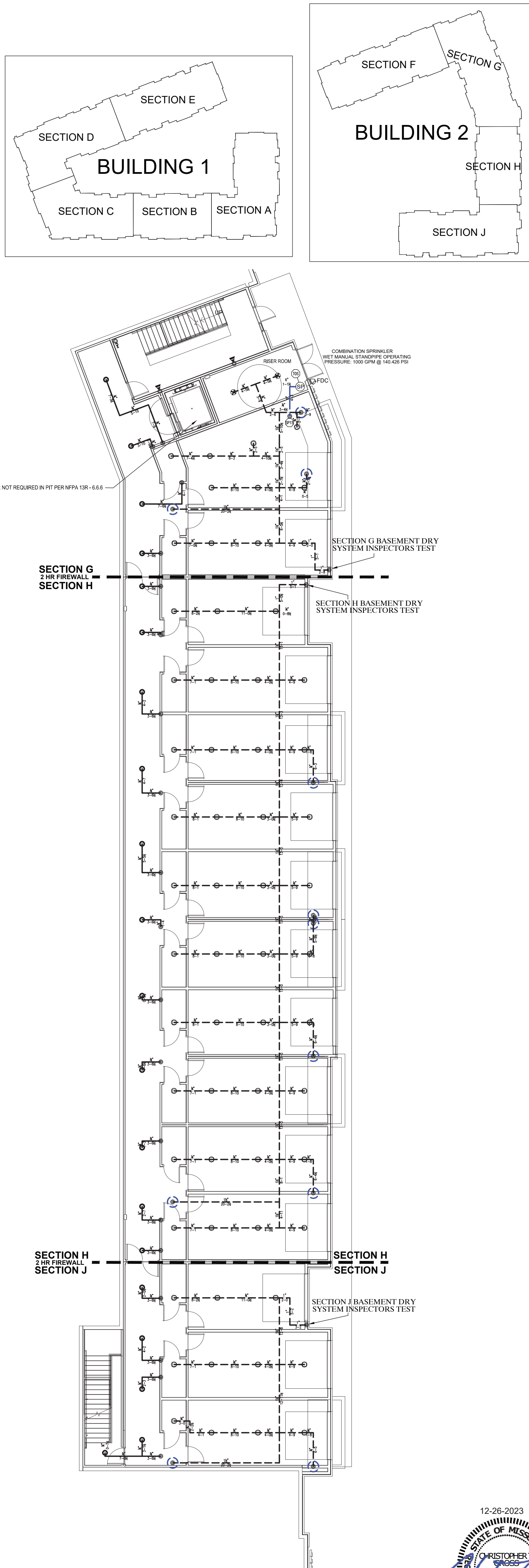


RELEASED FOR CONSTRUCTION
As Noted on Plan Review

Lee's Summit Fire Department
Lee's Summit, Missouri
01/17/2024



B BASEMENT - BUILDING 2



- LEGEND
- VERTICAL PIPE (UP OR DN)
 - HYDRAULIC NODE
 - WET SYSTEM - CPVC PIPE (u.o.n.)
 - - - LOW PRESSURE DRY SYSTEM - CPVC PIPE (SLOPE TO DRAIN)
 - CEILING HEIGHT
 - 2 1/2" HOSE VALVE W/ 1 1/2" REDUCER & CAP
 - VERTICAL PIPE (UP OR DN) - DRY SYSTEM



BASEMENT - BUILDING 2

SCALE: As Shown		CONTRACT NAME: SUMMIT SQUARE III		RANGER FIRE	
DRAWN BY: T.G.		800 & 810 NW WARD ROAD		LEE'S SUMMIT, MO	
CHECKED BY: J.G.		CONTRACT # XXX		DESCRIPTION: NFPA 13 & 13R	
DATE: 12/7/23		9 of 14		RANGER FIRE	
DWS. NO:		MISSOURI PE COA #2016025677		ENGINEERING, LLC	
		1824 N Glen Elyn		Independence, MO 64056	
		816-516-9540			

CONFIDENTIALITY STATEMENT

This document is the property of Ranger Fire, Inc. and is intended for the use of the client only. It is not to be distributed, copied, or otherwise used without the written consent of Ranger Fire, Inc. The client agrees to hold Ranger Fire, Inc. harmless from and against all claims, damages, and expenses, including reasonable attorneys' fees, arising out of the use of this document for any purpose other than that intended by Ranger Fire, Inc.

REVISIONS

NO.	DATE	DESCRIPTION
1	12/7/23	ISSUED FOR PERMIT
2	12/7/23	WHITE SPRINKLER
3	12/7/23	WHITE SPRINKLER
4	12/7/23	WHITE SPRINKLER
5	12/7/23	WHITE SPRINKLER
6	12/7/23	WHITE SPRINKLER
7	12/7/23	WHITE SPRINKLER
8	12/7/23	WHITE SPRINKLER
9	12/7/23	WHITE SPRINKLER
10	12/7/23	WHITE SPRINKLER
11	12/7/23	WHITE SPRINKLER
12	12/7/23	WHITE SPRINKLER
13	12/7/23	WHITE SPRINKLER
14	12/7/23	WHITE SPRINKLER
15	12/7/23	WHITE SPRINKLER
16	12/7/23	WHITE SPRINKLER
17	12/7/23	WHITE SPRINKLER
18	12/7/23	WHITE SPRINKLER
19	12/7/23	WHITE SPRINKLER
20	12/7/23	WHITE SPRINKLER
21	12/7/23	WHITE SPRINKLER
22	12/7/23	WHITE SPRINKLER
23	12/7/23	WHITE SPRINKLER
24	12/7/23	WHITE SPRINKLER
25	12/7/23	WHITE SPRINKLER
26	12/7/23	WHITE SPRINKLER
27	12/7/23	WHITE SPRINKLER
28	12/7/23	WHITE SPRINKLER
29	12/7/23	WHITE SPRINKLER
30	12/7/23	WHITE SPRINKLER
31	12/7/23	WHITE SPRINKLER
32	12/7/23	WHITE SPRINKLER
33	12/7/23	WHITE SPRINKLER
34	12/7/23	WHITE SPRINKLER
35	12/7/23	WHITE SPRINKLER
36	12/7/23	WHITE SPRINKLER
37	12/7/23	WHITE SPRINKLER
38	12/7/23	WHITE SPRINKLER
39	12/7/23	WHITE SPRINKLER
40	12/7/23	WHITE SPRINKLER
41	12/7/23	WHITE SPRINKLER
42	12/7/23	WHITE SPRINKLER
43	12/7/23	WHITE SPRINKLER
44	12/7/23	WHITE SPRINKLER
45	12/7/23	WHITE SPRINKLER
46	12/7/23	WHITE SPRINKLER
47	12/7/23	WHITE SPRINKLER
48	12/7/23	WHITE SPRINKLER
49	12/7/23	WHITE SPRINKLER
50	12/7/23	WHITE SPRINKLER
51	12/7/23	WHITE SPRINKLER
52	12/7/23	WHITE SPRINKLER
53	12/7/23	WHITE SPRINKLER
54	12/7/23	WHITE SPRINKLER
55	12/7/23	WHITE SPRINKLER
56	12/7/23	WHITE SPRINKLER
57	12/7/23	WHITE SPRINKLER
58	12/7/23	WHITE SPRINKLER
59	12/7/23	WHITE SPRINKLER
60	12/7/23	WHITE SPRINKLER
61	12/7/23	WHITE SPRINKLER
62	12/7/23	WHITE SPRINKLER
63	12/7/23	WHITE SPRINKLER
64	12/7/23	WHITE SPRINKLER
65	12/7/23	WHITE SPRINKLER
66	12/7/23	WHITE SPRINKLER
67	12/7/23	WHITE SPRINKLER
68	12/7/23	WHITE SPRINKLER
69	12/7/23	WHITE SPRINKLER
70	12/7/23	WHITE SPRINKLER
71	12/7/23	WHITE SPRINKLER
72	12/7/23	WHITE SPRINKLER
73	12/7/23	WHITE SPRINKLER
74	12/7/23	WHITE SPRINKLER
75	12/7/23	WHITE SPRINKLER
76	12/7/23	WHITE SPRINKLER
77	12/7/23	WHITE SPRINKLER
78	12/7/23	WHITE SPRINKLER
79	12/7/23	WHITE SPRINKLER
80	12/7/23	WHITE SPRINKLER
81	12/7/23	WHITE SPRINKLER
82	12/7/23	WHITE SPRINKLER
83	12/7/23	WHITE SPRINKLER
84	12/7/23	WHITE SPRINKLER
85	12/7/23	WHITE SPRINKLER
86	12/7/23	WHITE SPRINKLER
87	12/7/23	WHITE SPRINKLER
88	12/7/23	WHITE SPRINKLER
89	12/7/23	WHITE SPRINKLER
90	12/7/23	WHITE SPRINKLER
91	12/7/23	WHITE SPRINKLER
92	12/7/23	WHITE SPRINKLER
93	12/7/23	WHITE SPRINKLER
94	12/7/23	WHITE SPRINKLER
95	12/7/23	WHITE SPRINKLER
96	12/7/23	WHITE SPRINKLER
97	12/7/23	WHITE SPRINKLER
98	12/7/23	WHITE SPRINKLER
99	12/7/23	WHITE SPRINKLER
100	12/7/23	WHITE SPRINKLER

OWNER: SUMMIT SQUARE III
3315 N. Oak Trafficway
Kansas City, MO 64116

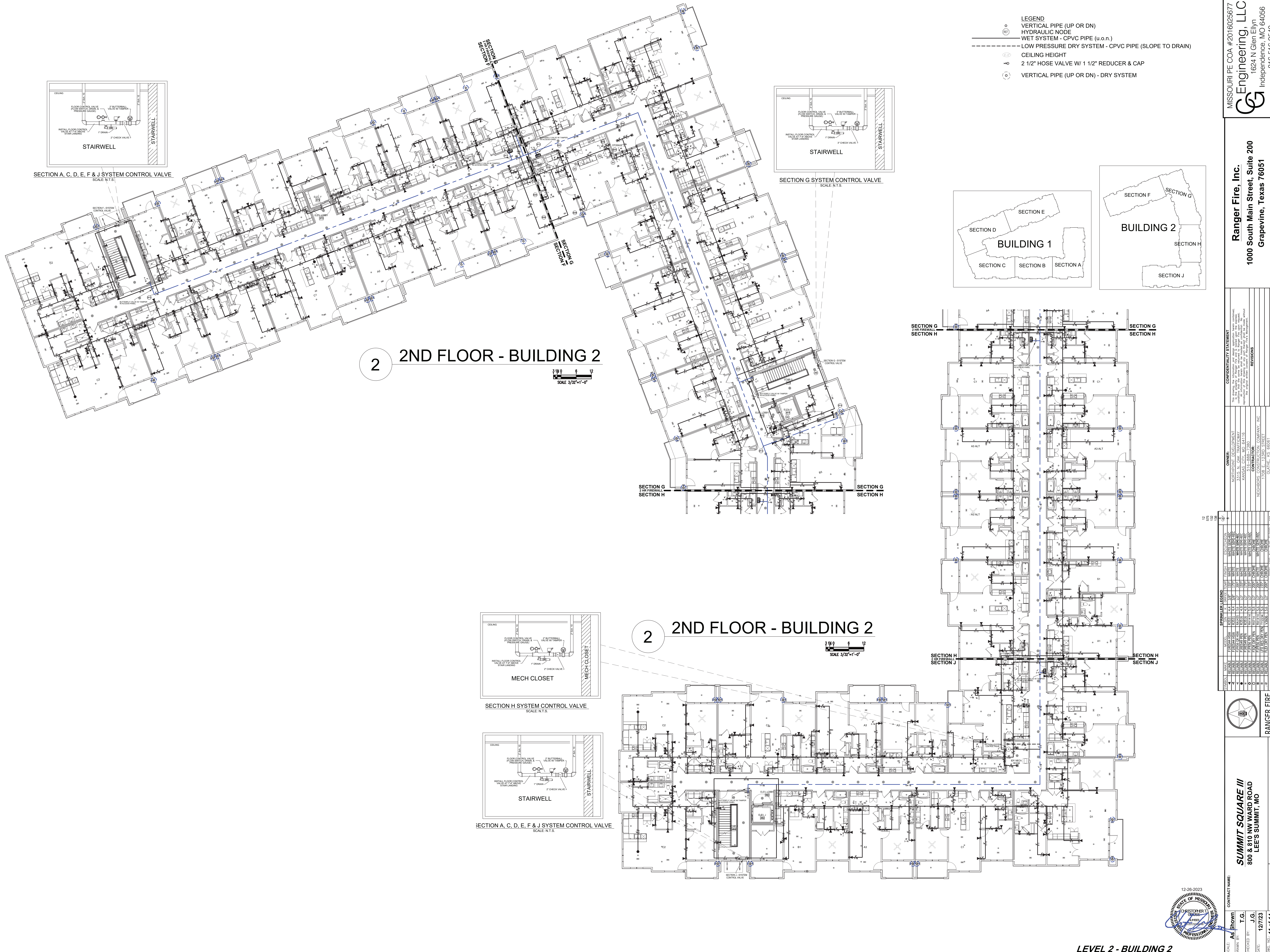
CONTRACTOR: NEIGHBORE CONSTRUCTION COMPANY, INC.
1708 E. 132nd Street
Independence, MO 64056

CONFIDENTIALITY STATEMENT

This document is the property of Ranger Fire, Inc. and is intended for the use of the client only. It is not to be distributed, copied, or otherwise used without the written consent of Ranger Fire, Inc. The client agrees to hold Ranger Fire, Inc. harmless from and against all claims, damages, and expenses, including reasonable attorneys' fees, arising out of the use of this document for any purpose other than that intended by Ranger Fire, Inc.

REVISIONS

NO.	DATE	DESCRIPTION
1	12/7/23	ISSUED FOR PERMIT
2	12/7/23	WHITE SPRINKLER
3	12/7/23	WHITE SPRINKLER
4	12/7/23	WHITE SPRINKLER
5	12/7/23	WHITE SPRINKLER
6	12/7/23	WHITE SPRINKLER
7	12/7/23	WHITE SPRINKLER
8	12/7/23	WHITE SPRINKLER
9	12/7/23	WHITE SPRINKLER
10	12/7/23	WHITE SPRINKLER
11	12/7/23	WHITE SPRINKLER
12	12/7/23	WHITE SPRINKLER
13	12/7/23	WHITE SPRINKLER
14	12/7/23	WHITE SPRINKLER
15	12/7/23	WHITE SPRINKLER
16	12/7/23	WHITE SPRINKLER
17	12/7/23	WHITE SPRINKLER
18	12/7/23	WHITE SPRINKLER
19	12/7/23	WHITE SPRINKLER
20	12/7/23	WHITE SPRINKLER
21	12/7/23	WHITE SPRINKLER
22	12/7/23	WHITE SPRINKLER
23	12/7/23	WHITE SPRINKLER
24	12/7/23	WHITE SPRINKLER
25	12/7/23	WHITE SPRINKLER
26	12/7/23	WHITE SPRINKLER
27	12/7/23	WHITE SPRINKLER
28	12/7/23	WHITE SPRINKLER
29	12/7/23	WHITE SPRINKLER
30	12/7/23	WHITE SPRINKLER
31	12/7/23	WHITE SPRINKLER
32	12/7/23	WHITE SPRINKLER
33	12/7/23	WHITE SPRINKLER
34	12/7/23	WHITE SPRINKLER
35	12/7/23	WHITE SPRINKLER
36	12/7/23	WHITE SPRINKLER
37	12/7/23	WHITE SPRINKLER
38	12/7/23	WHITE SPRINKLER
39	12/7/23	WHITE SPRINKLER
40	12/7/23	WHITE SPRINKLER
41	12/7/23	WHITE SPRINKLER
42	12/7/23	WHITE SPRINKLER
43	12/7/23	WHITE SPRINKLER
44	12/7/23	WHITE SPRINKLER
45	12/7/23	WHITE SPRINKLER
46	12/7/23	WHITE SPRINKLER
47	12/7/23	WHITE SPRINKLER
48	12/7/23	WHITE SPRINKLER
49	12/7/23	WHITE SPRINKLER
50	12/7/23	WHITE SPRINKLER
51	12/7/23	WHITE SPRINKLER
52	12/7/23	WHITE SPRINKLER
53	12/7/23	WHITE SPRINKLER
54	12/7/23	WHITE SPRINKLER
55	12/7/23	WHITE SPRINKLER
56	12/7/23	WHITE SPRINKLER
57	12/7/23	WHITE SPRINKLER
58	12/7/23	WHITE SPRINKLER
59	12/7/23	WHITE SPRINKLER
60	12/7/23	WHITE SPRINKLER
61	12/7/23	WHITE SPRINKLER
62	12/7/23	WHITE SPRINKLER
63	12/7/23	WHITE SPRINKLER
64	12/7/23	WHITE SPRINKLER
65	12/7/23	WHITE SPRINKLER
66	12/7/23	WHITE SPRINKLER
67	12/7/23	WHITE SPRINKLER
68	12/7/23	WHITE SPRINKLER
69	12/7/23	WHITE SPRINKLER
70	12/7/23	WHITE SPRINKLER
71	12/7/23	WHITE SPRINKLER
72	12/7/23	WHITE SPRINKLER
73	12/7/23	WHITE SPRINKLER
74	12/7/23	WHITE SPRINKLER
75	12/7/23	WHITE SPRINKLER
76	12/7/23	WHITE SPRINKLER
77	12/7/23	WHITE SPRINKLER
78	12/7/23	WHITE SPRINKLER
79	12/7/23	WHITE SPRINKLER
80	12/7/23	WHITE SPRINKLER
81	12/7/23	WHITE SPRINKLER
82	12/7/23	WHITE SPRINKLER
83	12/7/23	WHITE SPRINKLER
84	12/7/23	WHITE SPRINKLER
85	12/7/23	WHITE SPRINKLER
86	12/7/23	WHITE SPRINKLER
87	12/7/23	WHITE SPRINKLER
88	12/7/23	WHITE SPRINKLER
89	12/7/23	WHITE SPRINKLER
90	12/7/23	WHITE SPRINKLER
91	12/7/23	WHITE SPRINKLER
92	12/7/23	WHITE SPRINKLER
93	12/7/23	WHITE SPRINKLER
94	12/7/23	WHITE SPRINKLER
95	12/7/23	WHITE SPRINKLER
96	12/7/23	WHITE SPRINKLER
97	12/7/23	WHITE SPRINKLER
98	12/7/23	WHITE SPRINKLER
99	12/7/23	WHITE SPRINKLER
100	12/7/23	WHITE SPRINKLER



MISSOURI PE COA #2016025677

Engineering, LLC

1824 N Glen Ellyn
Independence, MO 64056
816-516-9540

Ranger Fire, Inc.

1000 South Main Street, Suite 200
Grapevine, Texas 76051

CONFIDENTIALITY STATEMENT

This document contains information that is confidential to the client. It is to be used only for the purpose intended and is not to be distributed to other personnel without the express written consent of the client. The client agrees to hold the information confidential and to protect it from unauthorized disclosure.

REVISIONS

NO.	DATE	DESCRIPTION
1	12/26/2023	ISSUED FOR PERMIT
2	12/26/2023	ISSUED FOR PERMIT
3	12/26/2023	ISSUED FOR PERMIT
4	12/26/2023	ISSUED FOR PERMIT
5	12/26/2023	ISSUED FOR PERMIT
6	12/26/2023	ISSUED FOR PERMIT
7	12/26/2023	ISSUED FOR PERMIT
8	12/26/2023	ISSUED FOR PERMIT
9	12/26/2023	ISSUED FOR PERMIT
10	12/26/2023	ISSUED FOR PERMIT
11	12/26/2023	ISSUED FOR PERMIT
12	12/26/2023	ISSUED FOR PERMIT
13	12/26/2023	ISSUED FOR PERMIT
14	12/26/2023	ISSUED FOR PERMIT
15	12/26/2023	ISSUED FOR PERMIT
16	12/26/2023	ISSUED FOR PERMIT
17	12/26/2023	ISSUED FOR PERMIT
18	12/26/2023	ISSUED FOR PERMIT
19	12/26/2023	ISSUED FOR PERMIT
20	12/26/2023	ISSUED FOR PERMIT
21	12/26/2023	ISSUED FOR PERMIT
22	12/26/2023	ISSUED FOR PERMIT
23	12/26/2023	ISSUED FOR PERMIT
24	12/26/2023	ISSUED FOR PERMIT
25	12/26/2023	ISSUED FOR PERMIT
26	12/26/2023	ISSUED FOR PERMIT
27	12/26/2023	ISSUED FOR PERMIT
28	12/26/2023	ISSUED FOR PERMIT
29	12/26/2023	ISSUED FOR PERMIT
30	12/26/2023	ISSUED FOR PERMIT
31	12/26/2023	ISSUED FOR PERMIT
32	12/26/2023	ISSUED FOR PERMIT
33	12/26/2023	ISSUED FOR PERMIT
34	12/26/2023	ISSUED FOR PERMIT
35	12/26/2023	ISSUED FOR PERMIT
36	12/26/2023	ISSUED FOR PERMIT
37	12/26/2023	ISSUED FOR PERMIT
38	12/26/2023	ISSUED FOR PERMIT
39	12/26/2023	ISSUED FOR PERMIT
40	12/26/2023	ISSUED FOR PERMIT
41	12/26/2023	ISSUED FOR PERMIT
42	12/26/2023	ISSUED FOR PERMIT
43	12/26/2023	ISSUED FOR PERMIT
44	12/26/2023	ISSUED FOR PERMIT
45	12/26/2023	ISSUED FOR PERMIT
46	12/26/2023	ISSUED FOR PERMIT
47	12/26/2023	ISSUED FOR PERMIT
48	12/26/2023	ISSUED FOR PERMIT
49	12/26/2023	ISSUED FOR PERMIT
50	12/26/2023	ISSUED FOR PERMIT
51	12/26/2023	ISSUED FOR PERMIT
52	12/26/2023	ISSUED FOR PERMIT
53	12/26/2023	ISSUED FOR PERMIT
54	12/26/2023	ISSUED FOR PERMIT
55	12/26/2023	ISSUED FOR PERMIT
56	12/26/2023	ISSUED FOR PERMIT
57	12/26/2023	ISSUED FOR PERMIT
58	12/26/2023	ISSUED FOR PERMIT
59	12/26/2023	ISSUED FOR PERMIT
60	12/26/2023	ISSUED FOR PERMIT
61	12/26/2023	ISSUED FOR PERMIT
62	12/26/2023	ISSUED FOR PERMIT
63	12/26/2023	ISSUED FOR PERMIT
64	12/26/2023	ISSUED FOR PERMIT
65	12/26/2023	ISSUED FOR PERMIT
66	12/26/2023	ISSUED FOR PERMIT
67	12/26/2023	ISSUED FOR PERMIT
68	12/26/2023	ISSUED FOR PERMIT
69	12/26/2023	ISSUED FOR PERMIT
70	12/26/2023	ISSUED FOR PERMIT
71	12/26/2023	ISSUED FOR PERMIT
72	12/26/2023	ISSUED FOR PERMIT
73	12/26/2023	ISSUED FOR PERMIT
74	12/26/2023	ISSUED FOR PERMIT
75	12/26/2023	ISSUED FOR PERMIT
76	12/26/2023	ISSUED FOR PERMIT
77	12/26/2023	ISSUED FOR PERMIT
78	12/26/2023	ISSUED FOR PERMIT
79	12/26/2023	ISSUED FOR PERMIT
80	12/26/2023	ISSUED FOR PERMIT
81	12/26/2023	ISSUED FOR PERMIT
82	12/26/2023	ISSUED FOR PERMIT
83	12/26/2023	ISSUED FOR PERMIT
84	12/26/2023	ISSUED FOR PERMIT
85	12/26/2023	ISSUED FOR PERMIT
86	12/26/2023	ISSUED FOR PERMIT
87	12/26/2023	ISSUED FOR PERMIT
88	12/26/2023	ISSUED FOR PERMIT
89	12/26/2023	ISSUED FOR PERMIT
90	12/26/2023	ISSUED FOR PERMIT
91	12/26/2023	ISSUED FOR PERMIT
92	12/26/2023	ISSUED FOR PERMIT
93	12/26/2023	ISSUED FOR PERMIT
94	12/26/2023	ISSUED FOR PERMIT
95	12/26/2023	ISSUED FOR PERMIT
96	12/26/2023	ISSUED FOR PERMIT
97	12/26/2023	ISSUED FOR PERMIT
98	12/26/2023	ISSUED FOR PERMIT
99	12/26/2023	ISSUED FOR PERMIT
100	12/26/2023	ISSUED FOR PERMIT

OWNER:
ASTORIA N. OAK TRAFFICWAY
3315 N. OAK TRAFFICWAY
KANSAS CITY, MO 64116

CONTRACTOR:
NEIGHBORE CONSTRUCTION COMPANY, INC.
1708 E. 132ND STREET
KANSAS CITY, MO 64124
913-422-5555

CONTRACT NAME:
SUMMIT SQUARE III
800 & 810 NW WARD ROAD
LEE'S SUMMIT, MO

CONTRACT #: XXX

DESCRIPTION: NFPA 13 & 13R

SCALE: As Shown

DRAWN BY: T.G.

CHECKED BY: J.G.

DATE: 12/17/23

DRS. NO.: 11 of 14

12-26-2023

STATE OF MISSOURI

REGISTERED PROFESSIONAL

EXPIRATION DATE: 12/31/2024

NO.: 11111

NAME: Christopher J. G. [Signature]

RANGER FIRE

12-26-2023

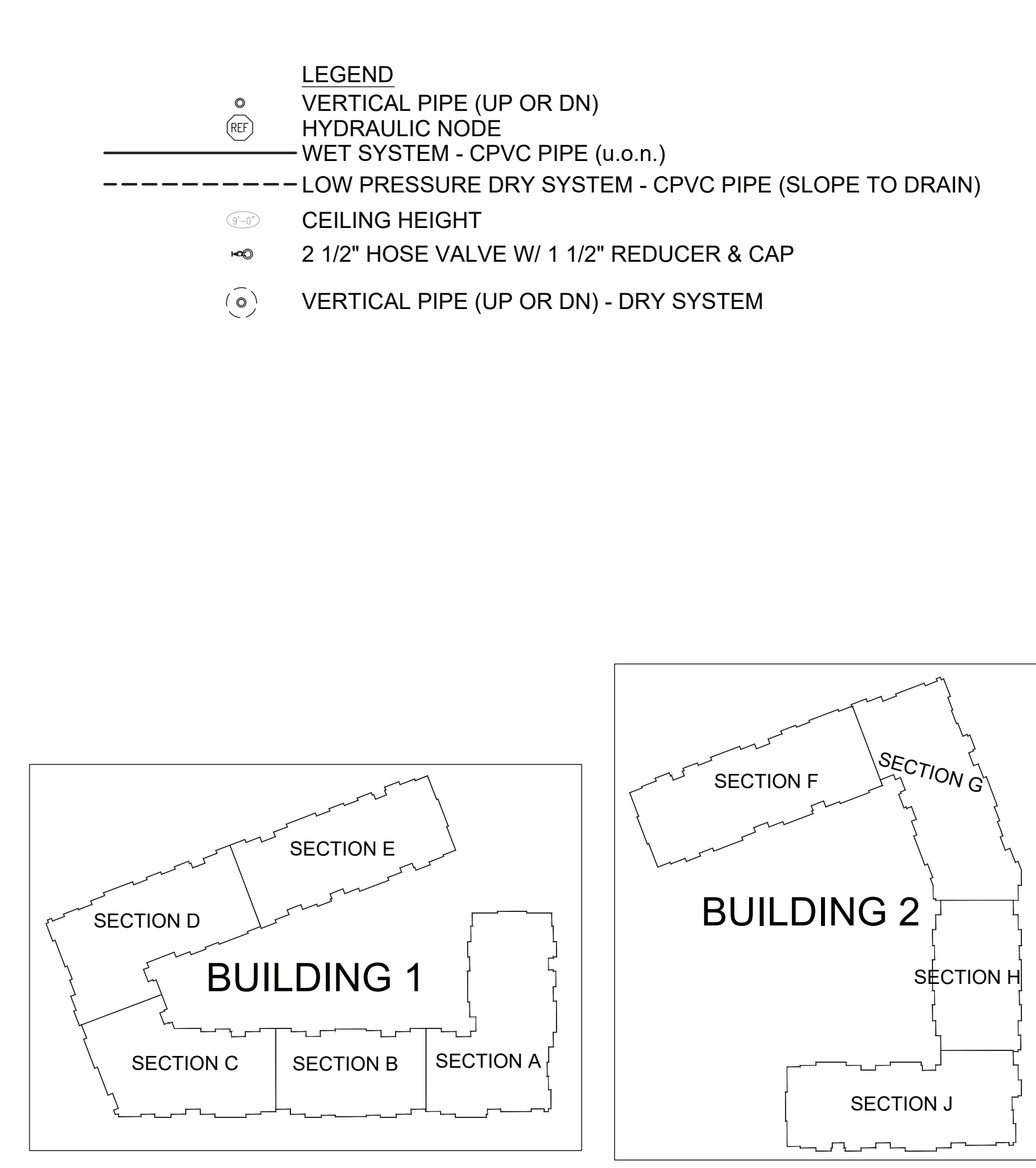
STATE OF MISSOURI

REGISTERED PROFESSIONAL

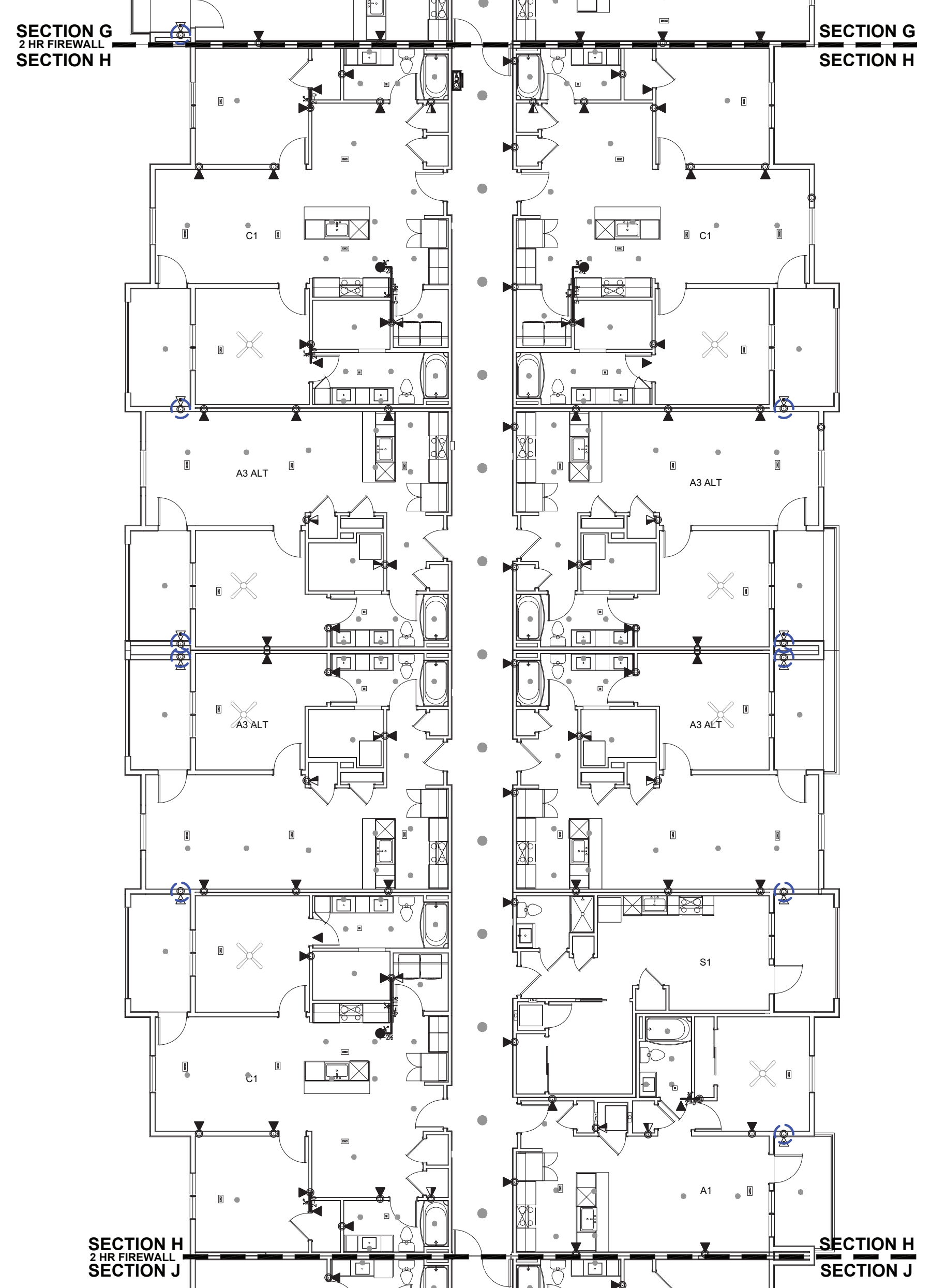
EXPIRATION DATE: 12/31/2024

NO.: 11111

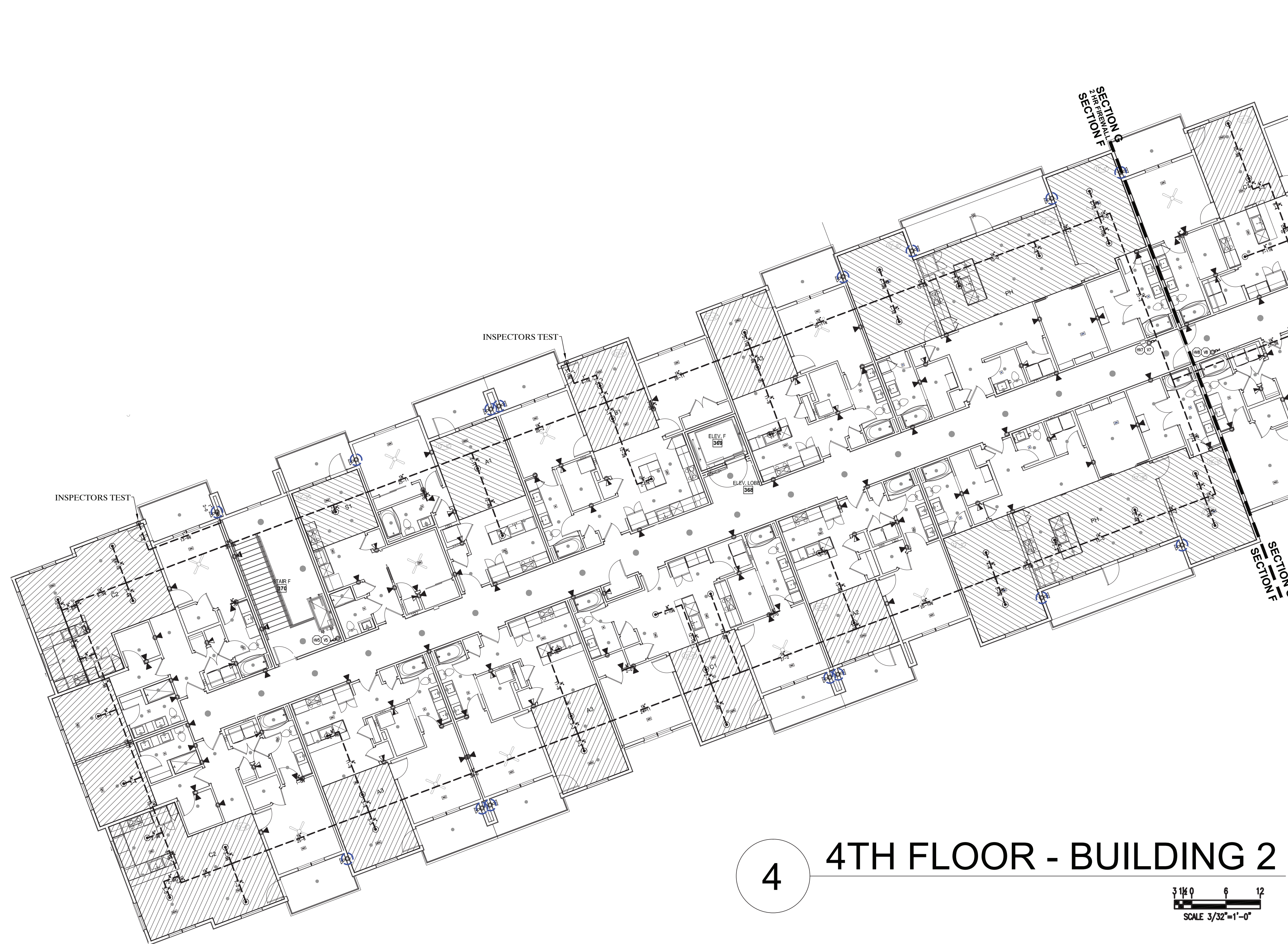
NAME: Christopher J. G. [Signature]



SECTION G
2 HR FIREWALL
SECTION H

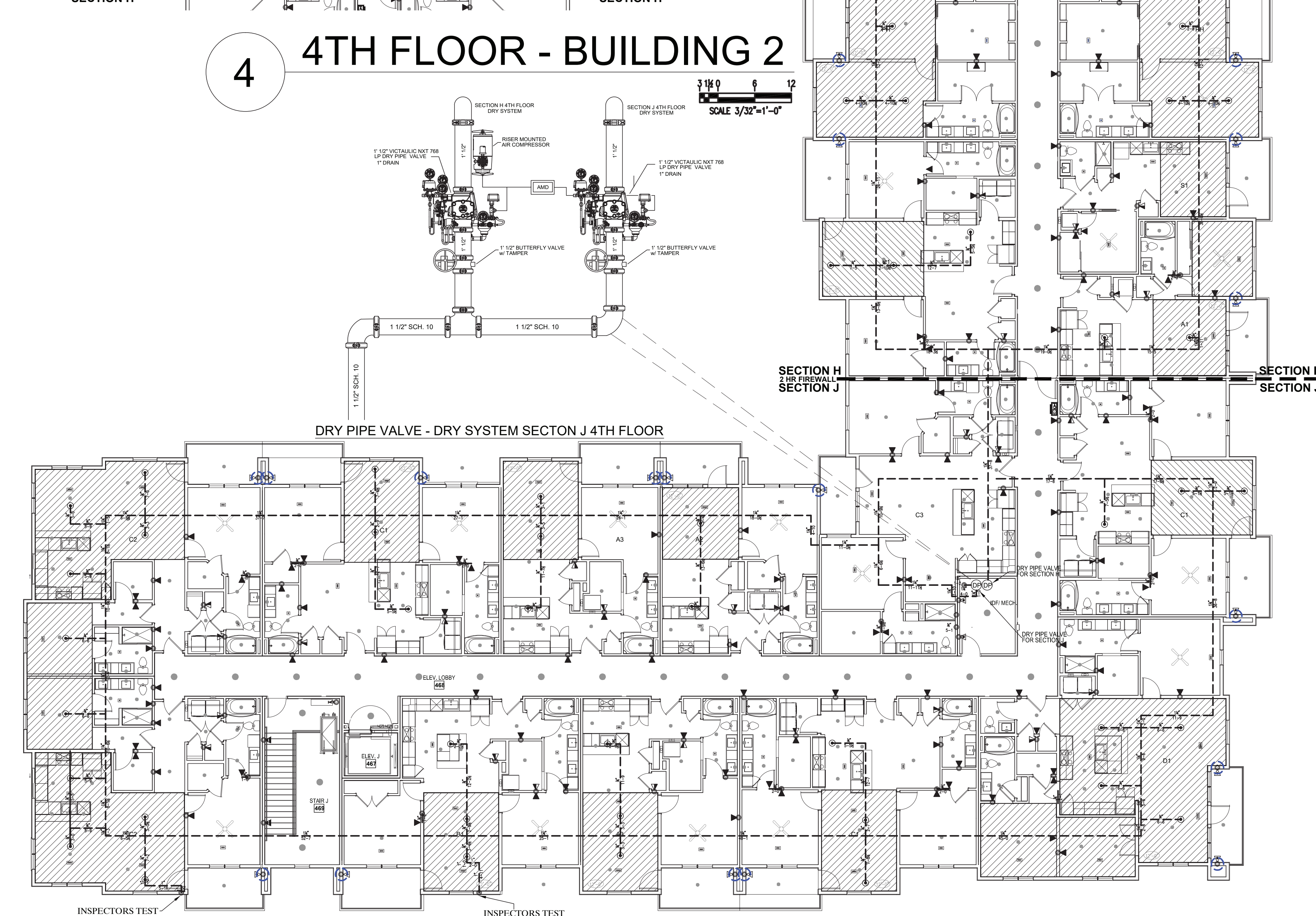


3 1/2 0 6 12
SCALE 3/32"=1'-0"



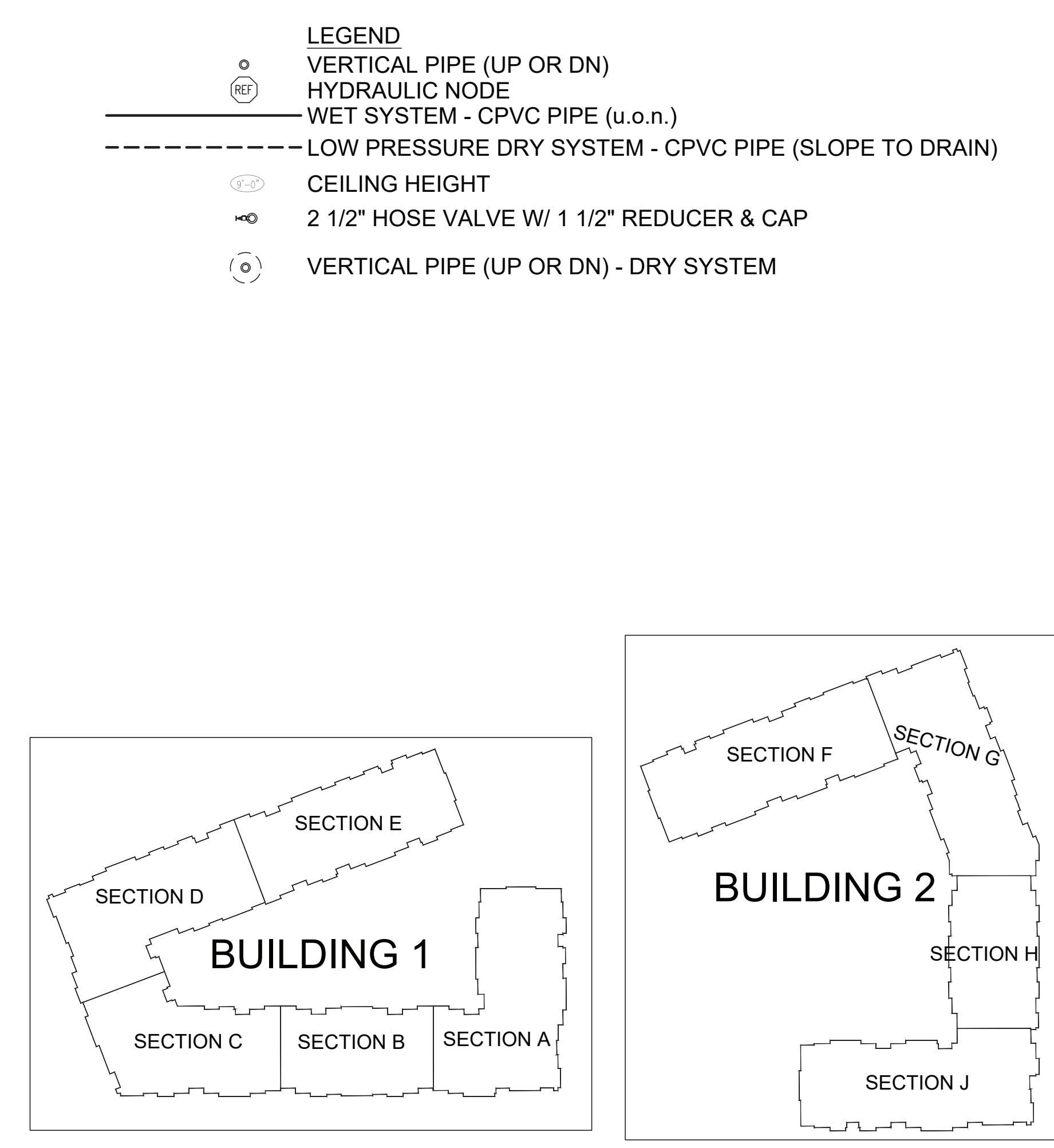
4 4TH FLOOR - BUILDING 2

3/16 0 6 12
SCALE 3/32"=1'-0"



4 4TH FLOOR - BUILDING 2

3/16 0 6 12
SCALE 3/32"=1'-0"



MISSOURI PE COA #2016025677

Engineering, LLC

1624 N Glen Ellyn
Independence, MO 64056
816-516-9540

Ranger Fire, Inc.

1000 South Main Street, Suite 200
Grapevine, Texas 76051

CONFIDENTIALITY STATEMENT	
This document is the property of Ranger Fire, Inc. and is intended for the use of the client only. It is not to be distributed, copied, or otherwise used without the written consent of Ranger Fire, Inc. The client agrees to hold Ranger Fire, Inc. harmless from any and all claims, damages, or expenses, including reasonable attorney's fees, arising from the use of this document for any purpose other than that for which it was intended.	
OWNER:	ASTORIA CITY, MO 64116
CONTRACTOR:	NEIGHBORHOOD CONSTRUCTION COMPANY, INC.
DATE:	12-26-2023
PROJECT:	800 & 810 NW WARD ROAD LEE'S SUMMIT, MO
CONTRACT #:	13 of 14

ITEM	QUANTITY	UNIT	PRICE	TOTAL
1.00	1.00	HR	100.00	100.00
2.00	1.00	HR	100.00	100.00
3.00	1.00	HR	100.00	100.00
4.00	1.00	HR	100.00	100.00
5.00	1.00	HR	100.00	100.00
6.00	1.00	HR	100.00	100.00
7.00	1.00	HR	100.00	100.00
8.00	1.00	HR	100.00	100.00
9.00	1.00	HR	100.00	100.00
10.00	1.00	HR	100.00	100.00
11.00	1.00	HR	100.00	100.00
12.00	1.00	HR	100.00	100.00
13.00	1.00	HR	100.00	100.00
14.00	1.00	HR	100.00	100.00
15.00	1.00	HR	100.00	100.00
16.00	1.00	HR	100.00	100.00
17.00	1.00	HR	100.00	100.00
18.00	1.00	HR	100.00	100.00
19.00	1.00	HR	100.00	100.00
20.00	1.00	HR	100.00	100.00
21.00	1.00	HR	100.00	100.00
22.00	1.00	HR	100.00	100.00
23.00	1.00	HR	100.00	100.00
24.00	1.00	HR	100.00	100.00
25.00	1.00	HR	100.00	100.00
26.00	1.00	HR	100.00	100.00
27.00	1.00	HR	100.00	100.00
28.00	1.00	HR	100.00	100.00
29.00	1.00	HR	100.00	100.00
30.00	1.00	HR	100.00	100.00
31.00	1.00	HR	100.00	100.00
32.00	1.00	HR	100.00	100.00
33.00	1.00	HR	100.00	100.00
34.00	1.00	HR	100.00	100.00
35.00	1.00	HR	100.00	100.00
36.00	1.00	HR	100.00	100.00
37.00	1.00	HR	100.00	100.00
38.00	1.00	HR	100.00	100.00
39.00	1.00	HR	100.00	100.00
40.00	1.00	HR	100.00	100.00
41.00	1.00	HR	100.00	100.00
42.00	1.00	HR	100.00	100.00
43.00	1.00	HR	100.00	100.00
44.00	1.00	HR	100.00	100.00
45.00	1.00	HR	100.00	100.00
46.00	1.00	HR	100.00	100.00
47.00	1.00	HR	100.00	100.00
48.00	1.00	HR	100.00	100.00
49.00	1.00	HR	100.00	100.00
50.00	1.00	HR	100.00	100.00
51.00	1.00	HR	100.00	100.00
52.00	1.00	HR	100.00	100.00
53.00	1.00	HR	100.00	100.00
54.00	1.00	HR	100.00	100.00
55.00	1.00	HR	100.00	100.00
56.00	1.00	HR	100.00	100.00
57.00	1.00	HR	100.00	100.00
58.00	1.00	HR	100.00	100.00
59.00	1.00	HR	100.00	100.00
60.00	1.00	HR	100.00	100.00
61.00	1.00	HR	100.00	100.00
62.00	1.00	HR	100.00	100.00
63.00	1.00	HR	100.00	100.00
64.00	1.00	HR	100.00	100.00
65.00	1.00	HR	100.00	100.00
66.00	1.00	HR	100.00	100.00
67.00	1.00	HR	100.00	100.00
68.00	1.00	HR	100.00	100.00
69.00	1.00	HR	100.00	100.00
70.00	1.00	HR	100.00	100.00
71.00	1.00	HR	100.00	100.00
72.00	1.00	HR	100.00	100.00
73.00	1.00	HR	100.00	100.00
74.00	1.00	HR	100.00	100.00
75.00	1.00	HR	100.00	100.00
76.00	1.00	HR	100.00	100.00
77.00	1.00	HR	100.00	100.00
78.00	1.00	HR	100.00	100.00
79.00	1.00	HR	100.00	100.00
80.00	1.00	HR	100.00	100.00
81.00	1.00	HR	100.00	100.00
82.00	1.00	HR	100.00	100.00
83.00	1.00	HR	100.00	100.00
84.00	1.00	HR	100.00	100.00
85.00	1.00	HR	100.00	100.00
86.00	1.00	HR	100.00	100.00
87.00	1.00	HR	100.00	100.00
88.00	1.00	HR	100.00	100.00
89.00	1.00	HR	100.00	100.00
90.00	1.00	HR	100.00	100.00
91.00	1.00	HR	100.00	100.00
92.00	1.00	HR	100.00	100.00
93.00	1.00	HR	100.00	100.00
94.00	1.00	HR	100.00	100.00
95.00	1.00	HR	100.00	100.00
96.00	1.00	HR	100.00	100.00
97.00	1.00	HR	100.00	100.00
98.00	1.00	HR	100.00	100.00
99.00	1.00	HR	100.00	100.00
100.00	1.00	HR	100.00	100.00

12-26-2023

STATE OF MISSOURI

REGISTERED PROFESSIONAL ENGINEER

127/23

13 of 14

Summit Square III

800 & 810 NW WARD ROAD
LEE'S SUMMIT, MO

RANGER FIRE

800 & 810 NW WARD ROAD
LEE'S SUMMIT, MO

12-26-2023

STATE OF MISSOURI

REGISTERED PROFESSIONAL ENGINEER

127/23

13 of 14

Summit Square III

800 & 810 NW WARD ROAD
LEE'S SUMMIT, MO

RANGER FIRE

800 & 810 NW WARD ROAD
LEE'S SUMMIT, MO

LEVEL 4 - BUILDING 2

