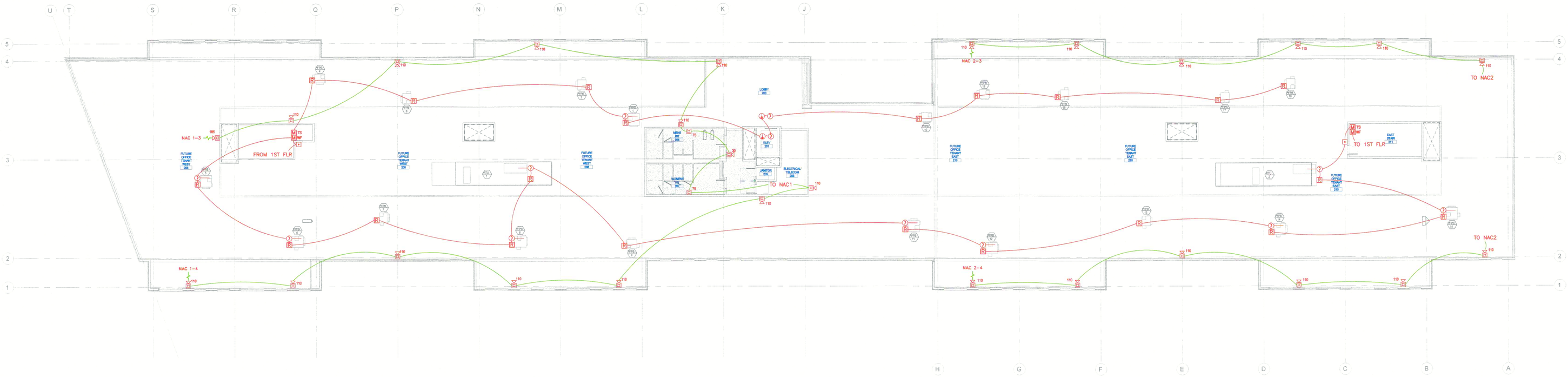

2 FIRE ALARM PLAN – SECOND FLOOR
1/16" = 1'0"

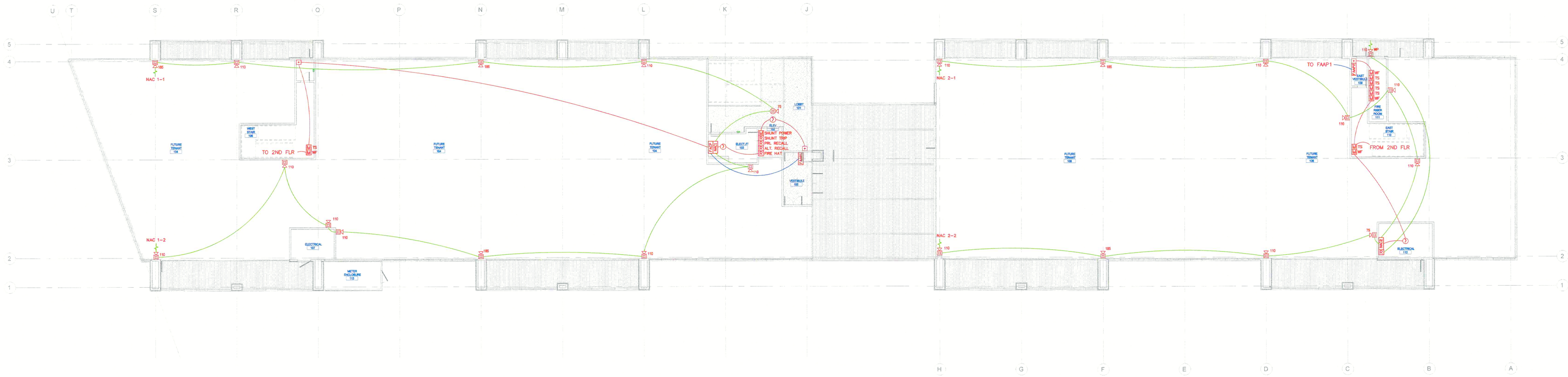

1 FIRE ALARM PLAN – FIRST FLOOR
1/16" = 1'0"

WIRING LEGEND

- A — 18-2 FPLP WIRE (DATA)
- B — 14-2 FPLP WIRE (A/V)
- D — 18-4 FPLP WIRE (ANNUNCIATOR)

GENERAL NOTES

1. ALL STROBES HAVE A 15 CANDELLA RATING UNLESS NOTED OTHERWISE. SYNC ALL STROBES WHERE TWO OR MORE STROBES ARE LOCATED IN THE SAME FIELD OF VISION.
2. 120 VAC TO FACP/NAC PROVIDED BY OTHERS. THE CIRCUIT MUST BE DEDICATED. SURGE PROTECTION PROVIDED BY OTHERS.
3. INSTALL HEAT DETECTORS LOCATED IN ELEV. SHAFT AND EQUIP. RM. WITHIN 24 INCHES OF FIRE SPRINKLER HEAD
4. VERIFY ACTUAL LOCATION OF ELEVATOR EQUIP. WITH ELEVATOR INSTALLATION CONTRACTOR AND RELOCATE FIRE ALARM CONNECTIONS.

FIRE ALARM LEGEND

SYMBOL	DESCRIPTION	MOUNTING
FACP	FIRE ALARM CONTROL PANEL	WALL
FAAP	FIRE ALARM ANNUNCIATOR PANEL	WALL
NAC	N.A.C. POWER EXTENDER	WALL
	AREA SMOKE DETECTOR	CEIL./WALL
	AREA HEAT DETECTOR	CEIL./WALL
	DUCT SMOKE DETECTOR W/ RELAY	
	FIRE ALARM MANUAL STATION	WALL
	COMB. F.A. HORN & VISUAL SIGNAL	CEILING
	COMB. F.A. HORN & VISUAL SIGNAL	WALL
	F.A. VISUAL SIGNAL	WALL
M	MONITOR MODULE	
R	RELAY MODULE	
LF	LOW FREQUENCY	
WF/TS/WP	WATERFLOW/TAMPER SWITCH/WEATHER PROOF	
	END OF LINE RESISTOR	

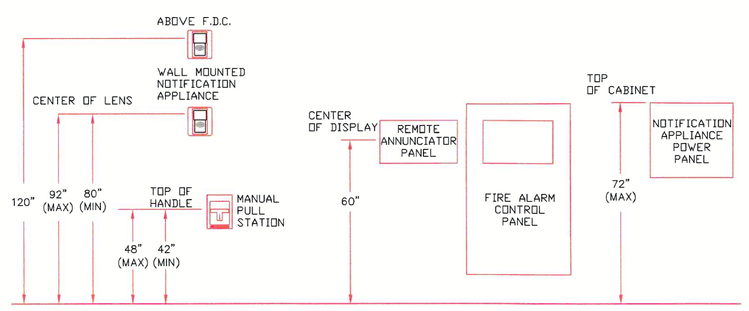

3 WALL MOUNTED EQUIPMENT
FIRE ALARM INSTALLATION HEIGHTS/DETAILS
NOT TO SCALE

4 FIRE ALARM
SEQUENCE OF OPERATIONS
NOT TO SCALE

SYSTEM OUTPUTS

SYSTEM INPUTS	A ACTUATE COMMON VISUAL ALARM SIGNAL INDICATOR AT FAAP	B ACTUATE ALARM SIGNAL AT FAAP	C ACTUATE ALARM SIGNAL AT FACP	D ACTUATE ALARM SIGNAL AT REMOTE ANNUNCIATOR PANEL	E ACTUATE ALARM SIGNAL AT REMOTE ANNUNCIATOR PANEL	F ACTUATE ALARM SIGNAL AT REMOTE ANNUNCIATOR PANEL	G ACTUATE ALL ALARM SIGNALS IN ALL ZONES	H ACTUATE ALL ALARM SIGNALS IN ALL ZONES	I ACTUATE ALL ALARM SIGNALS IN ALL ZONES	J ACTUATE ELEVATOR RECALL	K ACTUATE FIRE HAT	L ACTUATE ELEVATOR RECALL, FIRE HAT, SHUNT POWER, SHUNT TRIP, AND ALT. RECALL
1 SMOKE DETECTOR	*	*					*	*	*		*	* 1
2 HEAT DETECTOR	*	*					*	*	*		*	* 2
3 PULL STATION	*	*					*	*	*		*	* 3
4 DUCT SMOKE DETECTOR			*	*							*	* 4
5 FIRE ALARM A/C POWER FAILURE					*	*					*	* 5
6 FIRE ALARM SYSTEM LOW BATTERY					*	*					*	* 6
7 OPEN CIRCUIT					*	*					*	* 7
8 GROUND CIRCUIT					*	*					*	* 8
9 SHORT CIRCUIT					*	*					*	* 9
10 ISOLATED SHUNT POWER MONITOR			*	*							*	* 10
11 TAMPER SWITCH			*	*							*	* 11
12 WATER FLOW SWITCH	*	*					*	*	*		*	* 12
	A	B	C	D	E	F	G	H	I	J	K	L

Aegis Fire Protection, LLC
Corporate: 11936 W. 119th St. #262 Overland Park, KS 66213
Phone: 913-323-4343 Fax: 913-322-4475
Email: info@aegisfirepro.com

Paragon Star - Building #2
3201 NW Paragon Pkwy
Lee's Summit, MO 64081

STATE OF MISSOURI
TODD A. HAMPTON
NICET PROFESSIONAL ENGINEER
10/13/23

JOB NO.	18399
JOB NAME:	Paragon Star Building #2
	FIRE ALARM PLAN
AHJ:	CITY & OWNER
SCALE:	AS SHOWN
DESIGNED BY:	RWS
CHECKED BY:	GT
DATE:	10-12-23
SHEET NO.	FA1 1 of 1