

GENERAL NOTES:

ALL FITTINGS CONFORM TO SECTION 2-4 OF NFPA PAMPHLET 13.

VALVES ON CONNECTIONS TO WATER SUPPLIES, SECTIONAL CONTROL VALVES AND OTHER VALVES IN SUPPLY PIPES TO SPRINKLERS SHALL BE SUPERVISED OPEN BY AN APPROVED METHOD.

IT IS THE OWNERS RESPONSIBILITY TO PROVIDE ADEQUATE HEAT TO KEEP THE SPRINKLER SYSTEM FROM FREEZING.

ALL ELECTRICAL WIRING OF ALARM BELLS, FLOW SWITCHES AND TAMPER SWITCHES (IF REQUIRED) TO BE DONE BY OTHERS.

THE SPRINKLER SYSTEM TO BE INSTALLED IN ACCORDANCE WITH NFPA 13.

HANGERS TO BE SPACED TO MEET NFPA REQUIREMENTS

PER NFPA 13, SECTION 8.6.3.2.4, WITHIN SMALL ROOMS AS DEFINED IN SECTION 3.3.20, SPRINKLERS SHALL BE PERMITTED TO BE LOCATED NOT MORE THAN 9 FT. FROM ANY SINGLE WALL, AND SPRINKLER SPACING LIMITATIONS OF SECTION 8.6.3 AND AREA LIMITATIONS OF TABLE 8.6.2.2-1(a) SHALL NOT BE EXCEEDED. JFS MAY MODIFY HEADS SHOWN ON THIS DRAWING TO COMPLY WITH THIS RULE.

CL = CENTER LINE OF PIPE BELOW TOP OF STEEL
EL = CENTER LINE OF PIPE ABOVE FINISHED FLOOR

DESIGN CRITERIA:

PER NFPA 13, 2016 EDITION:

SYSTEM TYPE: WET

OFFICE AREAS, ETC..
LIGHT HAZARD
0.10 GPM/S.F. FOR 1500 S.F.
MAXIMUM 225 S.F. SPRINKLER SPACING
100 GPM HOSE ALLOWANCE

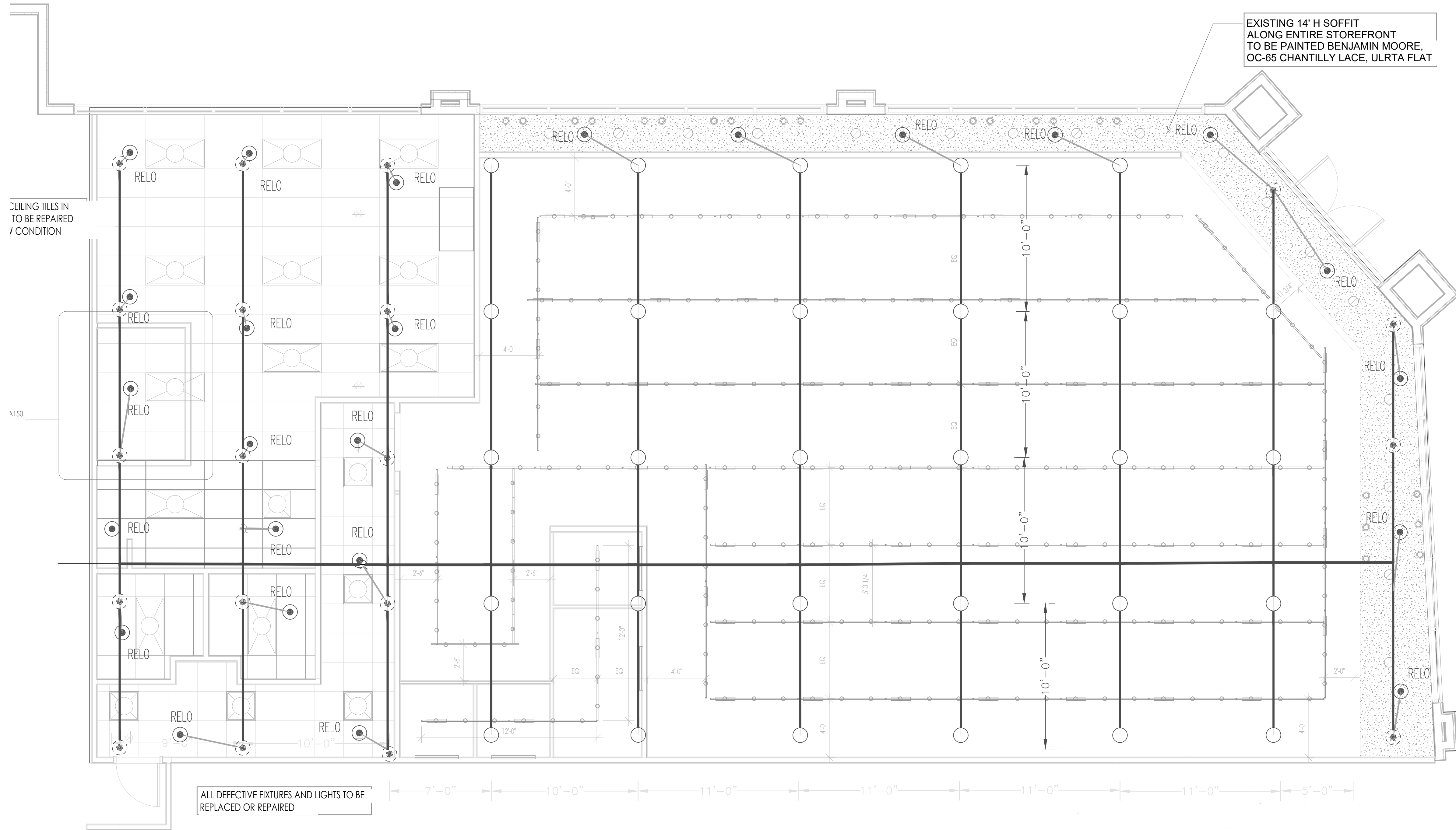
STORAGE/EQUIPMENT ROOMS, SALES SRE, ETC..
ORDINARY HAZARD GROUP 1
0.15 GPM/S.F. FOR 1500 S.F.
MAXIMUM 130 S.F. SPRINKLER SPACING
250 GPM HOSE ALLOWANCE

CONSTRUCTION:

STEEL BEAM AND BAR JOISTS

PLAN NOTES:

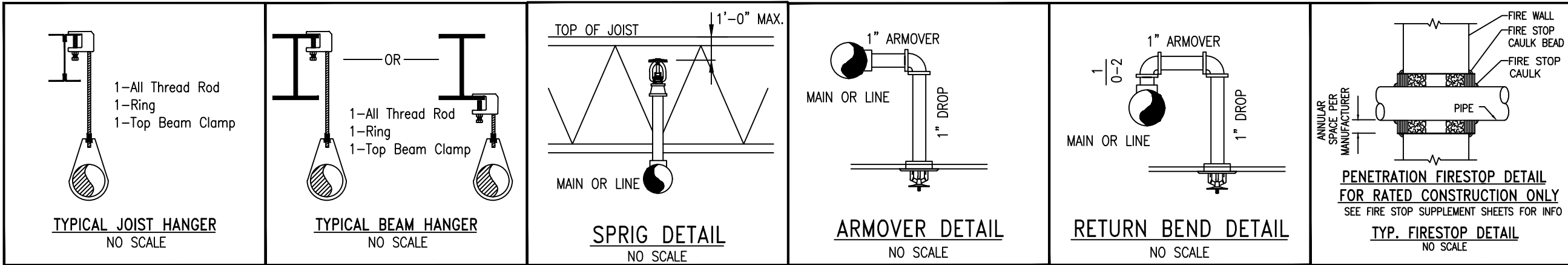
- ALL GROOVED MAIN PIPING IS TO BE SCHED. 10 PIPE.
- ALL GROOVED BRANCHLINE PIPING TO BE SCHED. 10 PIPE
- ALL THREADED PIPING TO BE SCH. 40
- ALL FITTINGS TO BE DUCTILE IRON
- THIS RENOVATION WILL NOT ALTER THE EXISTING CALCULATIONS THEREFORE NEW CALCULATIONS WILL NOT BE NEEDED.



FIRE SPRINKLER PLAN
SCALE: 1/4" = 1'-0"



MEP Engineering Group
Certificate of Authority #2016015108
mepengineeringgroup@gmail.com
(816)778-1195




HANGER SPACING TABLE												
NOMINAL PIPE SIZE	3/4"	1"	1 1/4"	1 1/2"	2"	2 1/2"	3"	3 1/2"	4"	5"	6"	8"
STEEL PIPE EXCEPT THREADED LIGHTWALL	N/A	12-0	12-0	15-0	15-0	15-0	15-0	15-0	15-0	15-0	15-0	15-0
THREADED LIGHTWALL STEEL PIPE	N/A	12-0	12-0	12-0	12-0	12-0	12-0	N/A	N/A	N/A	N/A	N/A
COPPER TUBE	8-0	8-0	10-0	10-0	12-0	12-0	12-0	15-0	15-0	15-0	15-0	15-0
CPVC	5-6	6-0	6-6	7-0	8-0	9-0	10-0	N/A	N/A	N/A	N/A	N/A

- General Notes
- All Pipe Locations are to be Field Measured Prior to Fabrication and Installation by Sprinkler Contractor.
 - All Pipe Dimensions Shown are Center to Center.
 - High Temperature Heads are to be Field Located Where Required.
 - All Pipes and Hangers are to be Installed per NFPA #13.
 - Hangers are to be U.L. Listed and F.M. Approved.

LULULEMON
910 G NORTH WEST BLUE PARKWAY
LEE'S SUMMIT, MO 64086

13906 CENTURY LANE
GRANDVIEW, MO 64030
(816) 737-9991



SHEET 1 OF 1