ARCH E1.30" x 42"

MECHANICAL SYMBOLS LEGEND

P-1	WATER CLOSET & TYPE (TYP. FOR ALL PLUMBING FIXTURES)	CHS	CHILLED HOT SUPPLY
	WASTE LINE ABOVE EARTH (W.)	CHR	CHILLED HOT RETURN
	WASTE LINE IN EARTH (W.)		UNION
CO	CLEAN OUT		FLEXIBLE PIPE CONNECTION
FFCO	FLUSH FLOOR CLEAN OUT		MANUAL DAMPER
FGCO	FLUSH GRADE CLEAN OUT	BD	BACKDRAFT DAMPER
2" 1 FD	FLOOR DRAIN AND TYPE	AD	AUTOMATIC DAMPER
RD	ROOF DRAIN	FD	FIRE DAMPER
ORD	OVERFLOW ROOF DRAIN	FS	FIRE/SMOKE DAMPER
2" 1 RD	ROOF DRAIN AND TYPE	SD	SMOKE DAMPER
	VENT LINE (V.)	6x6 A 30	GRILLE, REGISTER OR DIFFUSER, SIZE, TYPE & CFM
	DOMESTIC COLD WATER SUPPLY (DCW)		VOLUME EXTRACTOR AND TURNING VANES
	DOMESTIC HOT WATER SUPPLY (DHW)		RETURN, EXHAUST OR FRESH AIR DUCT SECTION UP & DOWN
	DOMESTIC HOT WATER RETURN (DHWR)		SUPPLY AIR DUCT SECTION UP AND DOWN
HB/36"	HOSE BIBB AND MOUNTING HEIGHT		FLEXIBLE DUCT CONNECTION
WH	WALL HYDRANT		ROUND OR RECTANGULAR DUCT
F	FIRE LINE/STANDPIPE		FLEXIBLE DUCT
D	DRAIN LINE		THERMOSTAT
G	NATURAL GAS LINE	R	REFRIGERANT LIQUID/SUCTION
	RISE & DROP IN PIPE WITH CUT-OFF VALVE	AD	ACCESS DOOR
	REDUCER	AFF	ABOVE FINISHED FLOOR
	CHECK VALVE	EA	EXHAUST AIR
	STOP VALVE	OA	OUTSIDE AIR
	BALANCING VALVE/AUTOFLOW VALVE	RA	RETURN AIR
	PLUG VALVE	SA	SUPPLY AIR
	2-WAY CONTROL VALVE OR SOLENOID VALVE	VBS	VENT BELOW SLAB
	3-WAY CONTROL VALVE OR SOLENOID VALVE	VTR	VENT THRU ROOF
	PRESSURE REDUCING VALVE		CONNECT NEW TO EXISTING
	STRAINER		LOCKABLE GUARD
CWS	CHILLED WATER SUPPLY	VFD	VARIABLE FREQUENCY DRIVE
CWR	CHILLED WATER RETURN	H	EUH
HWS	HOT WATER SUPPLY	C	DSS, COOLING ONLY
HWR	HOT WATER RETURN	H C	DSS, HEATING/COOLING

NOTES: ALL SYMBOLS SHOWN ABOVE MAY NOT APPEAR ON PLANS.

ELECTRICAL SYMBOLS LEGEND

	CONDUIT CONCEALED IN CEILING OR WALL (1 HOT, 1 NEUTRAL, 1 GROUND UNLESS NOTED OTHERWISE)		LOCKABLE GUARD
	CONDUIT CONCEALED IN FLOOR SLAB		JUNCTION BOX
	EXPOSED CONDUIT	S	SWITCH - SINGLE POLE
	HOMERUN - ARROW INDICATES CKT., LINES INDICATE WIRES	3	SWITCH - 3-WAY
	GROUND WIRE	4	SWITCH - 4-WAY
	GROUNDING ROD	M	SWITCH - MOTION
	SINGLE RECEPTACLE	M	CEILING MOUNTED, MOTION SENSING SWITCH
	DUPLEX RECEPTACLE (20 AMP UNLESS NOTED)	A	LIGHT FIXTURE AND TYPE
U	DUPLEX RECEPTACLE WITH USB OUTLETS		EMERGENCY LIGHT FIXTURE WITH BATTERY PACK
SW	SWITCHED DUPLEX RECEPTACLE		FIXTURE ON LIFE SAFETY BRANCH OF EMERGENCY SYSTEM
	FOURPLEX RECEPTACLE		LIGHT FIXTURE (WALL MOUNTED)
	208 OR 240 VOLT RECEPTACLE (20 AMP UNLESS NOTED)		EXIT LIGHT (CEILING OR WALL MOUNTED)
	GROUND FAULT INTERRUPTER (GFI) DUPLEX RECEPTACLE		FLUSH PANELBOARD (LIGHT & RECEPTACLES)
	TELE/DATA OUTLET *		SURFACE PANELBOARD (LIGHT & RECEPTACLES)
	PUSHBUTTON		DISTRIBUTION PANEL OR SWITCHBOARD
VFD	VARIABLE FREQUENCY DRIVE	AC	DEVICE LOCATED ABOVE COUNTER
ORT	OVERRIDE TIMER	AFF	ABOVE FINISHED FLOOR
PC	PHOTOCELL	D	DIMMER
	MOTOR	M	MOTION SENSING
	FUSIBLE SWITCH (BUSSMAN SSU)	E	INDICATES EXISTING DEVICE
	DISCONNECT SWITCH (D.S.)	EDF	ELECTRIC DRINKING FOUNTAIN
	COMBINATION MOTOR STARTER (CMS)	NL	NIGHTLIGHT FIXTURE, WIRED HOT
R	RELAY	WP	WEATHERPROOF
	THERMOSTAT	AFCI	ARC FAULT CIRCUIT INTERRUPTER
CO	CO SENSOR		CONNECT NEW TO EXISTING

NOTES: ALL SYMBOLS SHOWN ABOVE MAY NOT APPEAR ON PLANS. REFER TO MECHANICAL SYMBOLS LEGEND FOR MECHANICAL SYMBOLS THAT MAY BE SHOWN ON ELECTRICAL PLANS. * 4x4 BACKBOX WITH SINGLE GANG PLASTER RING AND A 1 1/4" CONDUIT TO ABOVE ACCESSIBLE CEILING.

NFPA SYMBOLS LEGEND

	SMOKE DETECTOR
S	SMOKE DETECTOR WITH SOUNDER BASE
ISO	SMOKE DETECTOR WITH ISOLATOR BASE
	HEAT DETECTOR
	DUCT DETECTOR
	ADDRESSABLE MANUAL PULL STATION
	DOOR HOLDER
	FLOW DETECTOR/SWITCH
	TAMPER DETECTOR
T	TEST STATION
R	MR101C SHUTDOWN RELAY, SPDT W/RED
	A/V (WALL MOUNTED) 24 VDC
	STROBE
	BELL ANNUNCIATOR
	HORN/SPEAKER
FCP	FIRE ALARM CONTROL PANEL
	FIREMAN'S PHONE
ARA	AREA RESCUE CALL STATION
ARA M	AREA RESCUE MASTER STATION
ZAM S	SIGNAL ZAM
ZAM C	CONTROL ZAM
ZAM DET	DETECTOR ZAM
IAM	MONITOR MODULE
IAM R	RELAY IAM
PC	GRAPHIC COMMAND CENTER
FAA	REMOTE FIRE ALARM AUDIO
FSA	REMOTE ANNUNCIATOR WITH AUDIO
ANN	ANNUNCIATOR
FS	FIRE SMOKE DAMPER
NAC	NAC POWER EXTENDER

* ALL SYMBOLS SHOWN ABOVE MAY NOT APPEAR ON PLANS

TELECOMMUNICATIONS LEGEND

SYMBOL	DESCRIPTION	REMARKS
D201/A	TELECOMMUNICATIONS OUTLET WITH ROOM AND TYPE IDENTIFIER	1
TV	TELECOMMUNICATIONS OUTLET WALL PHONE PLATE	2
AV	AUDIO/VISUAL OUTLET	3
TV	TELEVISION OUTLET	1
	EMT CONDUIT BY E/C (1 1/4" UNLESS NOTED OTHERWISE)	4
	EMT SLEEVE BY E/C (2" UNLESS NOTED OTHERWISE)	4
AFF	ABOVE FINISHED FLOOR	
T/C	TELECOMMUNICATIONS CONTRACTOR	
E/C	ELECTRICAL CONTRACTOR	
G/C	GENERAL CONTRACTOR	
AC	DEVICE LOCATED ABOVE COUNTER	
TMGB	TELECOMMUNICATIONS MAIN GROUNDING BUSBAR	
TGB	TELECOMMUNICATIONS GROUNDING BUSBAR	
	TELECOMMUNICATIONS CABLING	5
FACP	FIRE ALARM CONTROL PANEL	
SM	SINGLEMODE FIBER	
MM	MULTIMODE FIBER	
WAP	WIRELESS ACCESS POINT	6

TELECOMMUNICATIONS CABLING IDENTIFIER

TELECOM ROOM ——► D201/A ——► OUTLET TYPE

1 - 4x4 STEEL CITY BACKBOX, MODEL NUMBER 72171-1-1/4 W/ SINGLE GANG PLASTER RING AND 1 1/4" CONDUIT TO ABOVE ACCESSIBLE CEILING AS INDICATED ON DRAWINGS BY E/C.
2 - 2x4 BACKBOX WITH 3/4" CONDUIT TO ABOVE ACCESSIBLE CEILING.
3 - 4x4 STEEL CITY BACKBOX, MODEL NUMBER 72171-1-1/4 WITH DOUBLE GANG PLASTER RING BY E/C. CONDUITS AS INDICATED ON PLANS.
4 - E/C TO PROVIDE CONDUIT BUSHING ON CONDUIT PRIOR TO T/C INSTALLING CABLING.
5 - CABLING SHALL BE SUPPORTED WITH J-HOOKS AT 48" O.C. WHERE NOT IN CONDUIT.
6 - 2x4 SURFACE MOUNT BACKBOX LOCATED ABOVE ACCESSIBLE CEILING.

AUDIO/VISUAL LEGEND

SYMBOL	DESCRIPTION	REMARKS
AV	AUDIO/VISUAL OUTLET	1
AV	AUDIO/VISUAL FLOORBOX/POKE-THRU (REFER TO ELECTRICAL DRAWINGS)	
TS	TOUCH SCREEN CONTROL PANEL	
	OVERHEAD PROJECTOR	
S	AUDIO/VISUAL SPEAKER	
V	VOLUME CONTROL	
M	MICROPHONE	
	EMT CONDUIT BY E/C (1 1/4" UNLESS NOTED OTHERWISE)	2
	EMT SLEEVE BY E/C (2" UNLESS NOTED OTHERWISE)	2
	DUPLEX RECEPTACLE	
	FOURPLEX RECEPTACLE	
	AUDIO/VISUAL CABLING	3
AFF	ABOVE FINISHED FLOOR	
AV/C	AUDIO/VISUAL CONTRACTOR	
T/C	TELECOMMUNICATION CONTRACTOR	
E/C	ELECTRICAL CONTRACTOR	
G/C	GENERAL CONTRACTOR	
AC	DEVICE LOCATED ABOVE COUNTER	
SM	SINGLEMODE FIBER	
MM	MULTIMODE FIBER	

1 - 4x4 STEEL CITY BACKBOX, MODEL NUMBER 72171-1-1/4 WITH DOUBLE GANG PLASTER RING AND 1 1/4" CONDUIT TO ABOVE ACCESSIBLE CEILING BY E/C.
2 - E/C TO PROVIDE CONDUIT BUSHING ON CONDUIT PRIOR TO T/C INSTALLING CABLING.
3 - CABLING SHALL BE SUPPORTED WITH J-HOOKS AT 48" O.C. WHERE NOT IN CONDUIT.

SECURITY LEGEND

ACP	ACCESS CONTROL PANEL	
PPS	ACCESS CONTROL PANEL POWER SUPPLY	
CR	HID CARD READER	
REX	REQUEST TO EXIT *	
DP	DOOR POSITION SWITCH *	
EL	ELECTRIC LOCK *	
PS	DOOR POWER SUPPLY *	
PB	PUSH BUTTON	
M	MOTION DETECTOR	
GB	GLASS BREAKER SENSOR	
ADA	ADA PUSH BUTTON *	
DADA	DUAL ADA PUSH BUTTON *	
ADAM	ADA MOTORIZED OPERATOR *	
VIC	VIDEO INTERCOM DOOR STATION	
MVIC	MASTER VIDEO INTERCOM STATION	
BURG	BURGLAR/INTRUSION DETECTION PANEL	
	VIDEO SURVEILLANCE CAMERA	
NVR	NETWORK VIDEO RECORDER	
PTZ	PAN/TILT/ZOOM	

* - INDICATES PROVIDED BY DOOR HARDWARE SUPPLIER. REFER TO DOOR HARDWARE SPECIFICATIONS FOR FURTHER WIRING/POWER REQUIREMENTS.

PAGING LEGEND

SYMBOL	DESCRIPTION	REMARKS
PS	PAGING SYSTEM	
P	CEILING PAGING SPEAKER	
	WALL-MOUNTED PAGING SPEAKER	
15W	PAGING HORN	
V	VOLUME CONTROL	

ALL SYMBOLS SHOWN MAY NOT APPEAR ON THIS PROJECT

ARCHITECTURE
LANDSCAPE
ARCHITECTURE
ENERGY SERVICES
P. 913.831.1415
F. 913.831.1563
NSPJARCH.COM
© COPYRIGHT 2023

NSPJ ARCHITECTS, Inc.
3515 W. 75TH ST., SUITE 201
PRAIRIE VILLAGE, KS 66208

STATE OF MISSOURI RICHARD R. BEARDMORE NUMBER A-2007018744 PROFESSIONAL ENGINEER
03/15/2023

A NEW RESIDENTIAL COMMUNITY AT:
TRILOGY
800 & 810 NW WARD RD. | LEE'S SUMMIT, MO

DRAWING RELEASE LOG
• 03.15.2023 - PERMIT SUBMITTAL

△ REVISIONS

LS&A
Latimer Sommers & Associates P.A.
CONSULTING ENGINEERS
3639 SW Summerfield Drive, Suite A
Topeka, Kansas 66614-3974
8625 College Boulevard, Suite 102
Overland Park, Kansas 66210
Telephone: (785) 233-3232
Email: lsapa@lsapa.com
LSA PROJECT NO. 2204061

JOB NO. 705921
DATE 03.15.2023
DRAWN BY LSA CAD
4/11/2023 CITY COMMENTS
SHEET NAME COVER SHEET
SHEET NO. ME0.01

4/13/2023 9:10:02 PM

ARCH E1.30" x 42"

SITE LIGHT FIXTURE SCHEDULE

MARK	MANUFACTURE	MODEL NUMBER	MOUNTING			FINISH	LAMPS				QUANTITY	REMARKS
			RECESS	SURFACE	WALL		LED	FLOUR.	HID	CODE		
SL 1		SEE OWNER FINISH SCHEDULE			X	BLACK	X				1	1
SL 2	HUBBELL	LMC-30LU-3-K-4			X	BLACK	X				1	5
SL 3	CREE INC.	ARE-EDG-4MB-DA-12-E-UL-BK-525-40K		POLE		BLACK	X				1	2, 3. 4
SL 4	CREE INC.	ARE-EDG-3MP-DA-06-E-UL-BK-700-40K		POLE		BLACK	X				1	3, 4
SL 5	CREE INC.	ARE-EDG-3MP-DA-06-E-UL-BK-700-40K		POLE		BLACK	X				1	2, 3. 4
SL 6	CREE INC.	ARE-EDG-4MB-DA-12-E-UL-BK-525-40K		POLE		BLACK	X				1	3, 4

REMARKS:
1 MOUNT AT 8'AFG.
2 PROVIDE WITH (1) HEAD.
3 MOUNT ON 20' POLE ROUND STRAIGHT STEEL, 80 MPH RATED.
4 VERIFY EPA RATING OF POLE WITH MANUFACTURER.
5 MOUNT AT 16' AFG

NOTES:
1. SEE CIVIL, ARCHITECTURAL AND LANDSCAPE DRAWING FOR FURTHER INFORMATION AND WORK.
2. NOTIFY UTILITY PROVIDERS PRIOR TO ANY EXCAVATION, TRENCHING OR GRADING TO MARK UTILITIES.
3. PROVIDE ALL UTILITY PROVIDER REQUIREMENTS WITH REGARDS TO INTERFACING WITH THEIR WORK AND INCLUDE ALL ITEMS REQUIRED FOR PROPER INSTALLATION.
4. TRANSFORMER AND PRIMARY LOCATIONS ARE AS PREFERRED AND NEED VERIFICATION WITH THE PROVIDER AS TO FINAL LOCATIONS BASED ON THEIR DESIGN AND CONTRACTOR REQUIREMENTS.
5. ALL SITE LIGHTING CIRCUITS ROUTE THROUGH PHOTOCELL AND HAVE (3) #10 WIRES UNLESS NOTED OTHERWISE.

LEGEND:
(1) 24"Wx36"Lx30"D QUAZITE HANDHOLE FOR VOICE/DATA PROVIDER CABLING. VERIFY SIZE, QUANTITY AND LOCATION WITH UTILITY PROVIDER(S) AND CIVIL PLANS
(2) (3) 4"C. WITH PULL STRINGS FOR VOICE/DATA PROVIDER CABLING AT 36" MINIMUM BELOW GRADE.

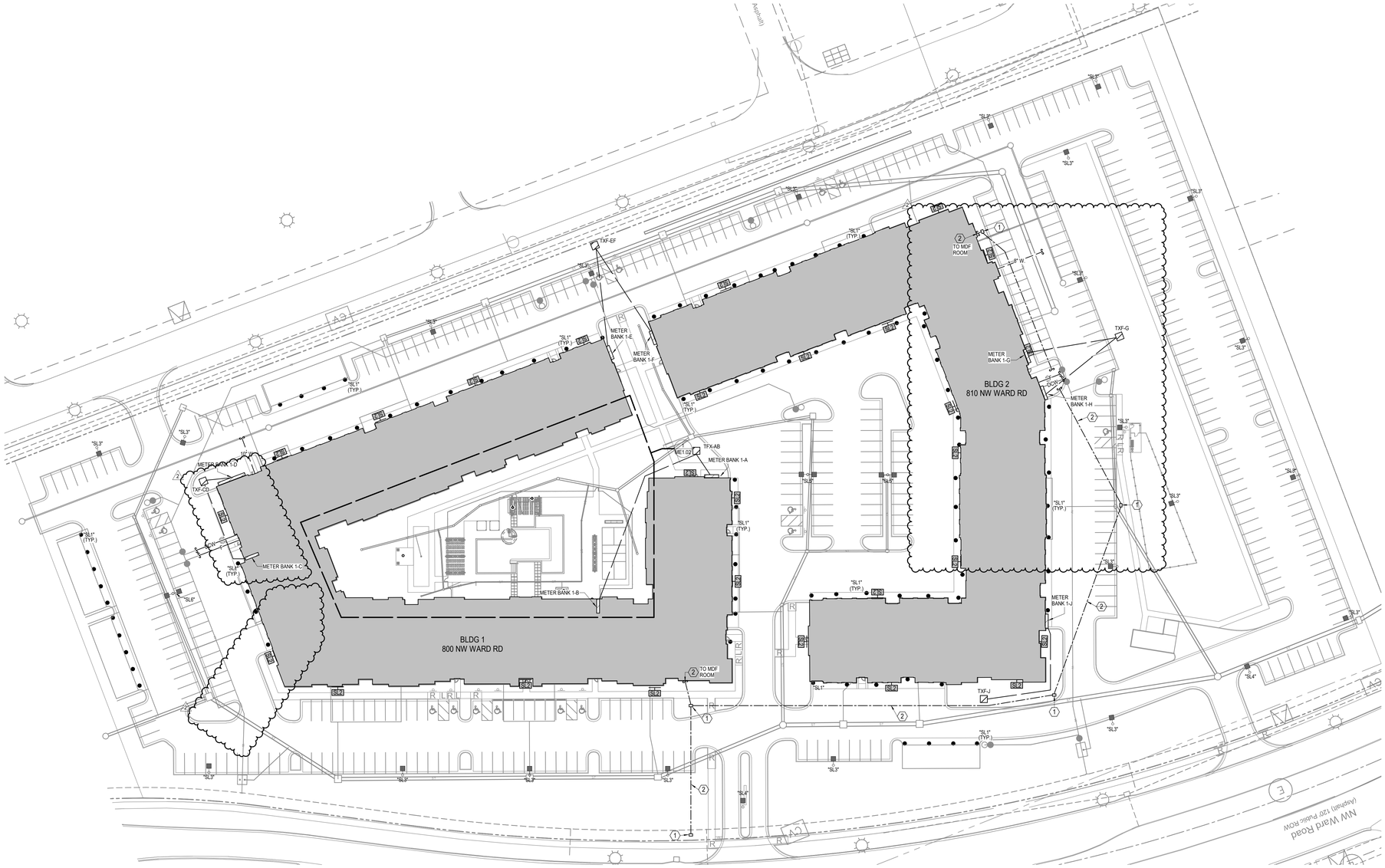

NORTH

1 SITE PLAN
MECH./ELEC.
1" = 40'-0"

ARCHITECTURE
LANDSCAPE
ARCHITECTURE
ENERGY SERVICES
NSPJ
ARCHITECTS, Inc.
3515 W. 75TH ST., SUITE 201
PRAIRIE VILLAGE, KS 66208
P. 913.831.1415
F. 913.831.1563
NSPJARCH.COM

© COPYRIGHT 2023

STATE OF MISSOURI
RICHARD R. BEARDMORE
NUMBER
PROFESSIONAL ENGINEER
04/28/2023

A NEW RESIDENTIAL COMMUNITY AT:
TRILOGY
800 & 810 NW WARD RD. | LEE'S SUMMIT, MO

DRAWING RELEASE LOG
• 03.15.2023 - PERMIT SUBMITTAL

REVISIONS
2 23 0428 ADD 1CC 2

LS&A
Latimer Sommers & Associates P.A.
CONSULTING ENGINEERS
3639 SW Summerfield Drive, Suite A
Topeka, Kansas 6614-2974
8625 College Boulevard, Suite 102
Overland Park, Kansas 66210
Telephone: (785) 233-3232
Email: lsapa@lsapa.com
LSA PROJECT NO. 2204061

JOB.NO. 705921
DATE 03.15.2023
DRAWN BY LSA CAD
4/28/2023 ADDENDUM 1/
CITY COMMENTS #2
SHEET NAME SITE PLAN
SHEET NO. ME1.01

5/1/2023 3:50:34 PM

ARCH E1.50" x 42"

NOTES:

1. SEE CIVIL, ARCHITECTURAL AND LANDSCAPE DRAWING FOR FURTHER INFORMATION AND WORK.
2. NOTIFY UTILITY PROVIDERS PRIOR TO ANY EXCAVATION, TRENCHING OR GRADING TO MARK UTILITIES.
3. PROVIDE ALL UTILITY PROVIDER REQUIREMENTS WITH REGARDS TO INTERFACING WITH THEIR WORK AND INCLUDE ALL ITEMS REQUIRED FOR PROPER INSTALLATION.
4. TRANSFORMER AND PRIMARY LOCATIONS ARE AS PREFERRED AND NEED VERIFICATION WITH THE PROVIDER AS TO FINAL LOCATIONS BASED ON THEIR DESIGN AND CONTRACTOR REQUIREMENTS.
5. ALL SITE LIGHTING CIRCUITS ROUTE THROUGH PHOTOCELL AND HAVE (3) #10 WIRES UNLESS NOTED OTHERWISE.

LEGEND:

(1) 24"Wx36"Lx30"D QUAZITE HANDHOLE FOR VOICE/DATA PROVIDER CABLING. VERIFY SIZE, QUANTITY AND LOCATION WITH UTILITY PROVIDER(S) AND CIVIL PLANS

(2) (3) 4"C. WITH PULL STRINGS FOR VOICE/DATA PROVIDER CABLING AT 36" MINIMUM BELOW GRADE.

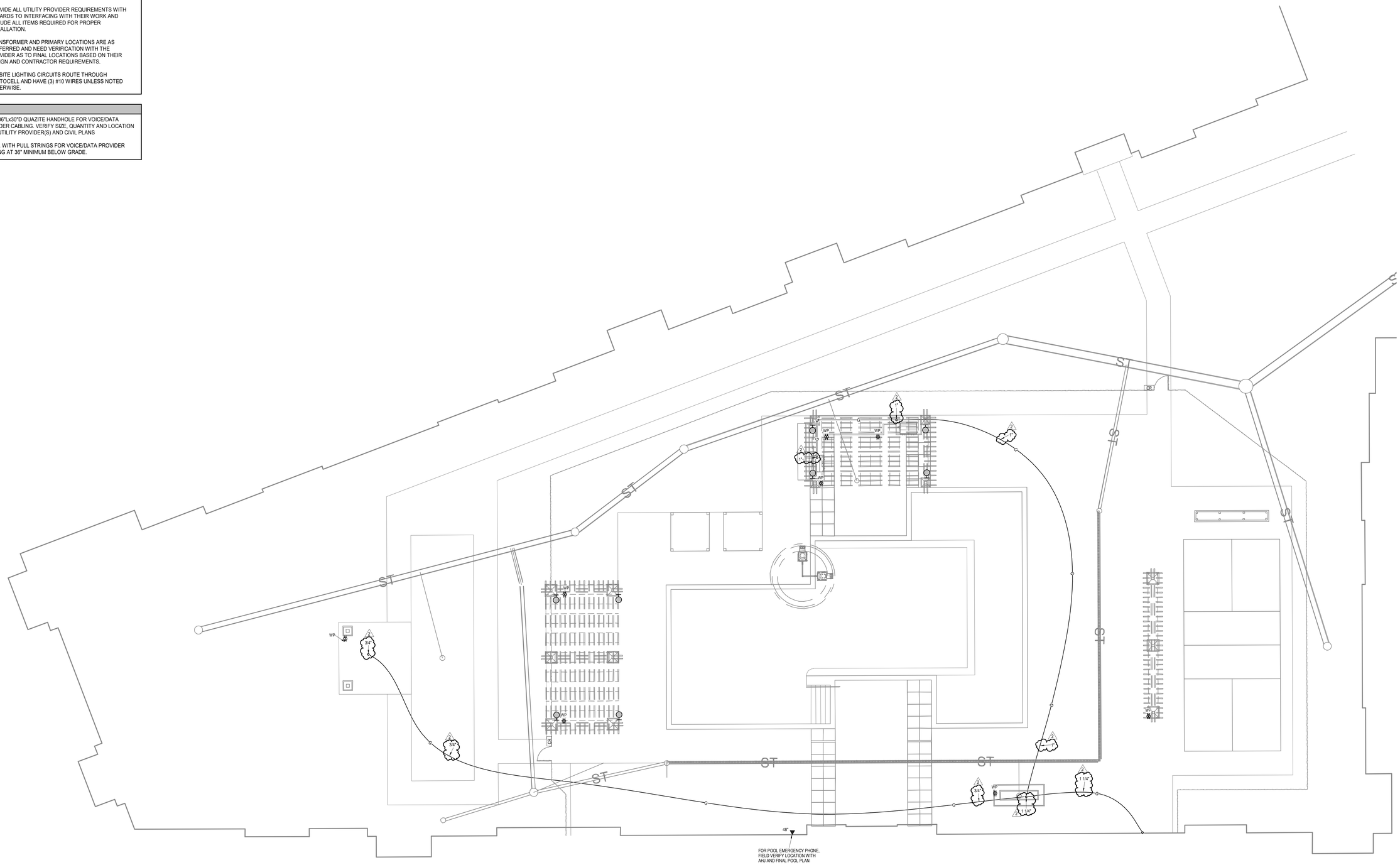

NORTH

1 PARTIAL SITE PLAN
MECH./ELEC.
1/8" = 1'-0"

ARCHITECTURE
LANDSCAPE
ARCHITECTURE
ENERGY SERVICES

NSPJ ARCHITECTS, Inc.
3515 W. 75TH ST., SUITE 201
PRAIRIE VILLAGE, KS 66208

P. 913.831.1415
F. 913.831.1563
NSPJARCH.COM
© COPYRIGHT 2023

STATE OF MISSOURI
RICHARD R. BEARDMORE
NUMBER
PROFESSIONAL ENGINEER

04/28/2023

A NEW RESIDENTIAL COMMUNITY AT:

TRILOGY

800 & 810 NW WARD RD. | LEE'S SUMMIT, MO

DRAWING RELEASE LOG
• 03.15.2023 - PERMIT SUBMITTAL

△ REVISIONS
2 23 0428 ADD 1/CC 2

LS&A
Latimer Sommers & Associates P.A.
CONSULTING ENGINEERS
3639 SW Summerfield Drive, Suite A
Topeka, Kansas 6614-3974
8625 College Boulevard, Suite 103
Overland Park, Kansas 66210
Telephone: (785) 233-3232
Email: lsapa@lsapa.com
LSA PROJECT NO. 2204061

JOB NO. 705921
DATE 03.15.2023
DRAWN BY LSA CAD
4/28/2023 ADDENDUM 1/ CITY COMMENTS #2
SHEET NAME PARTIAL SITE PLAN
SHEET NO. ME1.02

5/1/2023 3:50:36 PM

ARCH E1.30" x 42"

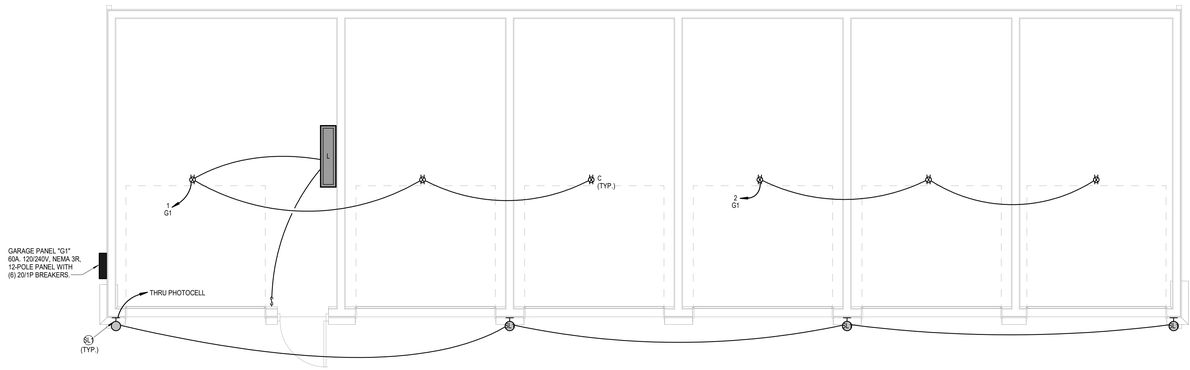

1 ACCESSIBLE GARAGE FLOOR PLAN
ELECTRICAL
1/4" = 1'-0"

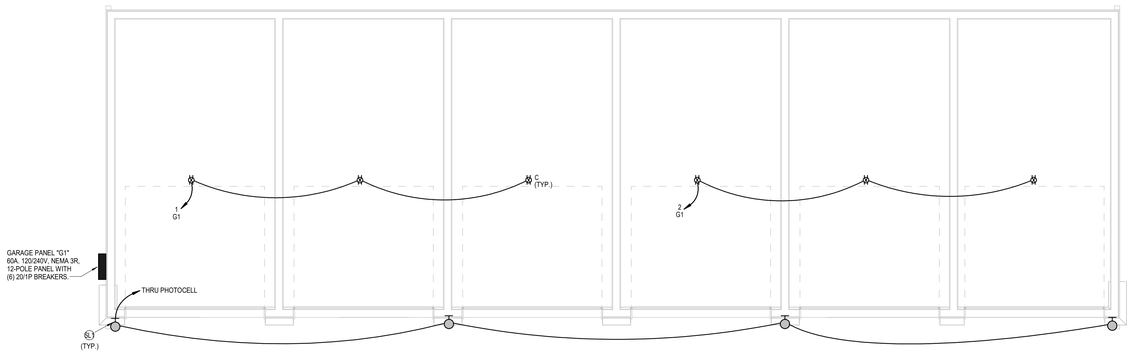

2 GARAGE FLOOR PLAN
ELECTRICAL
1/4" = 1'-0"

ARCHITECTURE
LANDSCAPE
ARCHITECTURE
ENERGY SERVICES

NSPJ
ARCHITECTS
3515 W. 75TH ST., SUITE 201
PRAIRIE VILLAGE, KS 66208

P. 913.831.1415
F. 913.831.1563
NSPJARCH.COM
© COPYRIGHT 2023

STATE OF MISSOURI
RICHARD R. BEARDMORE
NUMBER
PROFESSIONAL ENGINEER

03/15/2023

A NEW RESIDENTIAL COMMUNITY AT:

TRILOGY

800 & 810 NW WARD RD. | LEE'S SUMMIT, MO

DRAWING RELEASE LOG
• 03.15.2023 - PERMIT SUBMITTAL

△REVISIONS

LS&A
Latimer Sommers & Associates P.A.
CONSULTING ENGINEERS
3639 SW Summerfield Drive, Suite A
Topeka, Kansas 6614-3974
8625 College Boulevard, Suite 102
Overland Park, Kansas 66210
Telephone: (785) 233-3232
Email: lsapa@lsapa.com
LSA PROJECT NO. 2204061

JOB NO. 705921
DATE 03.15.2023
DRAWN BY LSA CAD
4/11/2023 CITY COMMENTS
SHEET NAME GARAGE FLOOR PLANS - ELECTRICAL
SHEET NO. ME1.03

4/13/2023 11:07:28 PM

ARCH E1.50" x 42"

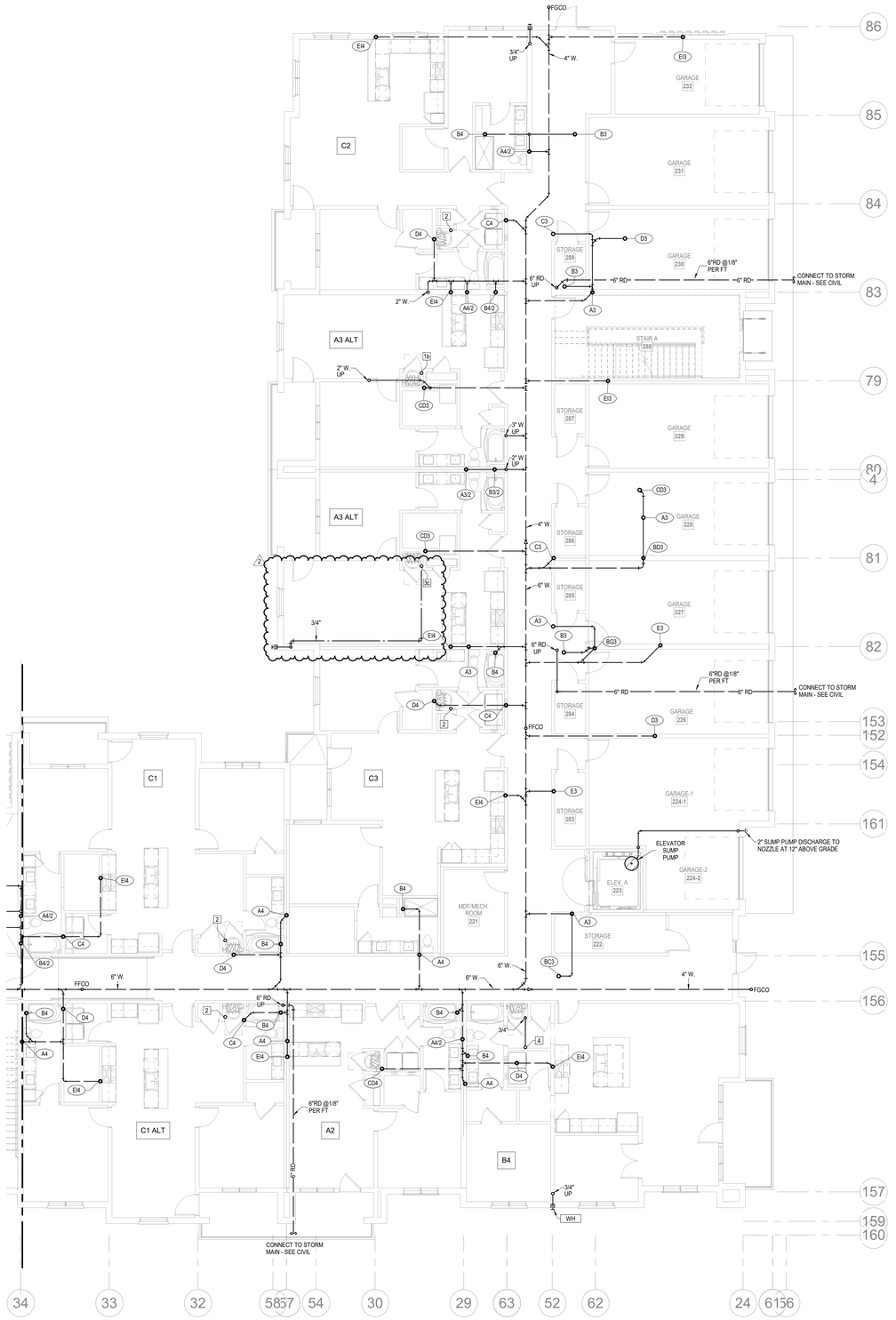

NORTH

1 1ST FLOOR - SEGMENT A

PLUMBING

1/8" = 1'-0"

NOTES:

1. COORDINATE WITH OTHER SUB-CONTRACTORS FOR PLACEMENT OF WORK PRIOR TO INSTALLATION BEGINNING.
2. ALL DRAIN, WASTE AND VENT PIPING IS 2" UNLESS NOTED OTHERWISE. ALL 2" AND 3" WASTE SLOPE AT ¼" PER FT. PIPING 4" AND GREATER MAY BE AT 1/8" PER FT UNLESS NOTED OTHERWISE.
3. ANY BELOW SLAB SUPPLY PIPING SHALL BE PEX WITH NO JOINTS.
4. ALL SUPPLY PIPING IS ½" UNLESS NOTED OTHERWISE OR REQUIRED BY THE PLUMBING CODE.
5. CONNECT ALL APPLIANCES OR EQUIPMENT PER MANUFACTURER'S INSTRUCTIONS.
6. ALL PLUMBING VENTS SHALL BE 10 FEET FROM OPENINGS OR INTAKES.
7. THERE SHALL BE NO PVC WITHIN RETURN AIR PLENUMS.
8. ALL FIXTURES SHALL HAVE EXPANSION COMPENSATOR OR BLADDER TYPE SHOCK SUPPRESSORS FOR EACH CHASE.
9. SEE THE ARCHITECTURAL DRAWINGS FOR ALL MOUNTING HEIGHTS.
10. REFER TO THE ARCHITECTURAL DRAWINGS FOR FLOOR DRAIN LOCATIONS AND FLOOR SLOPES IF PRESENT. ALL FLOOR DRAINS ARE 2" TYPE 1 UNLESS NOTED OTHERWISE.
11. ROUTE DRAIN PIPING FROM WATER HEATERS, AIR HANDLERS OR EQUIPMENT TO FLOOR DRAINS. PROVIDE PROPER TRAPS.
12. ROUTE NO PIPING OVER ELECTRICAL EQUIPMENT.
13. FIRE SPRINKLER SHALL BE PROVIDED FOR ALL AREAS OF THE BUILDING PER NFPA. THIS INCLUDES A PROTECTED OR DRY SYSTEM FOR ANY UNHEATED AREAS. NO PIPE SHALL BE EXPOSED TO FREEZING TEMPERATURES.

LEGEND:

1. CLASS 1MANUAL STANDPIPE WITH VALVE.
2. 3/4" CW UP TO ROOF HYDRANT.

ARCHITECTURE
LANDSCAPE ARCHITECTURE
ENERGY SERVICES

NSPJ ARCHITECTS, Inc.
3515 W. 75TH ST., SUITE 201
PRAIRIE VILLAGE, KS 66208
P. 913.831.1415
F. 913.831.1563
NSPJARCH.COM
© COPYRIGHT 2023

STATE OF MISSOURI
RICHARD R. BEARDMORE
NUMBER A-2007018766
PROFESSIONAL ENGINEER

04/28/2023

A NEW RESIDENTIAL COMMUNITY AT:

TRILOGY

800 & 810 NW WARD RD. | LEE'S SUMMIT, MO

DRAWING RELEASE LOG
- 03.15.2023 - PERMIT SUBMITTAL

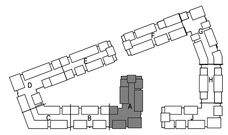

NORTH

KEY PLAN

NO SCALE

△REVISIONS
2 23 0428 ADD 1/CC 2

LS&A
Latimer Sommers & Associates P.A.
CONSULTING ENGINEERS
3639 SW Summerfield Drive, Suite A
Topeka, Kansas 6614-3974
8625 College Boulevard, Suite 102
Overland Park, Kansas 66210
Telephone: (785) 233-3232
Email: lsapa@lsapa.com
LSA PROJECT NO. 2204061

JOB NO. 705921
DATE 03.15.2023
DRAWN BY LSA CAD
4/28/2023 ADDENDUM 1/ CITY COMMENTS #2
SHEET NAME SEGMENT A - 1ST FLOOR - PLUMBING
SHEET NO. P1.01

5/1/2023 3:50:45 PM

ARCH E1 30" x 42"

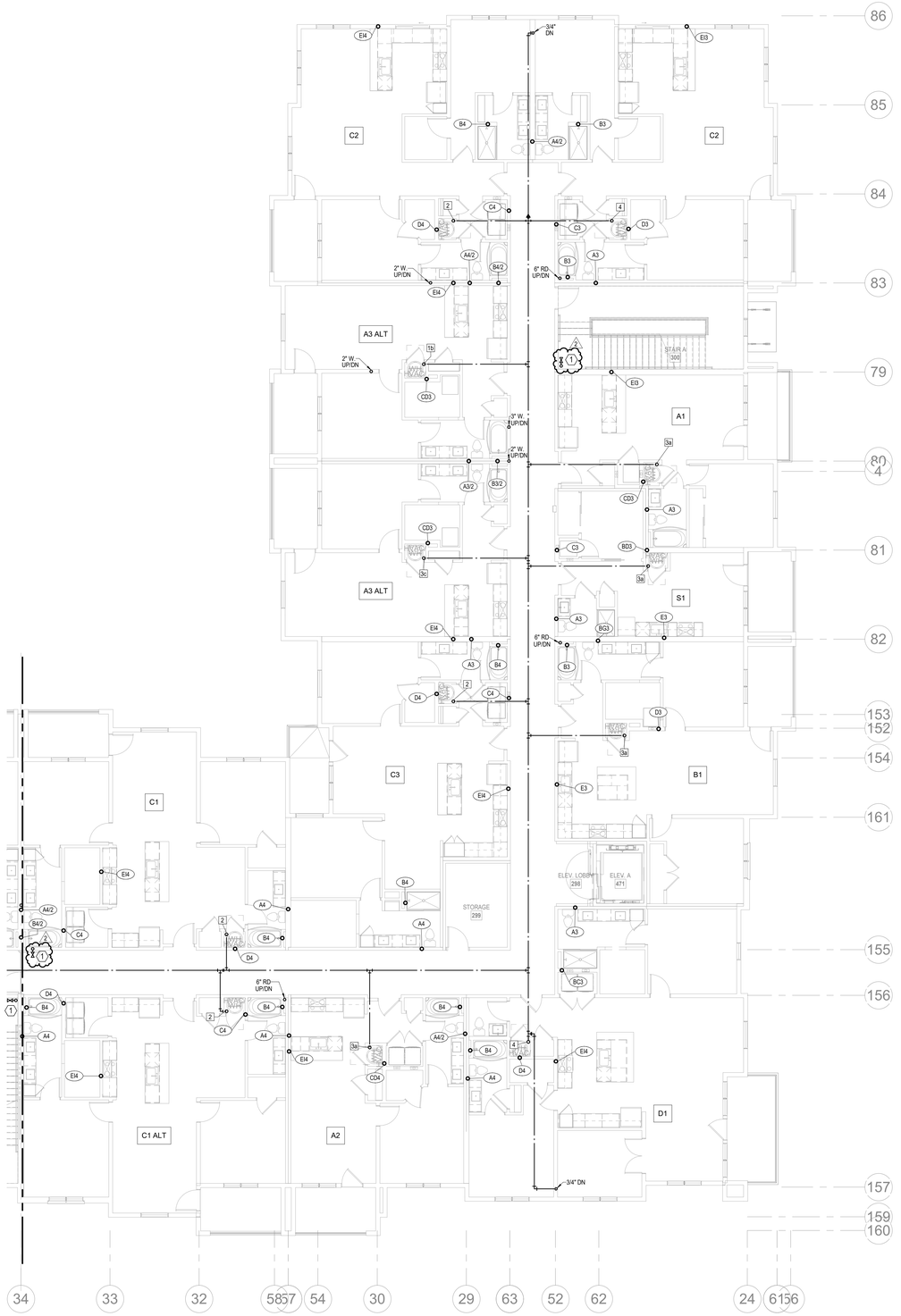

1 **2ND FLOOR - SEGMENT A**
PLUMBING
1/8" = 1'-0"

NORTH

NOTES:

1. COORDINATE WITH OTHER SUB-CONTRACTORS FOR PLACEMENT OF WORK PRIOR TO INSTALLATION BEGINNING.
2. ALL DRAIN, WASTE AND VENT PIPING IS 2" UNLESS NOTED OTHERWISE. ALL 2" AND 3" WASTE SLOPE AT ¼" PER FT. PIPING 4" AND GREATER MAY BE AT 1/8" PER FT UNLESS NOTED OTHERWISE.
3. ANY BELOW SLAB SUPPLY PIPING SHALL BE PEX WITH NO JOINTS.
4. ALL SUPPLY PIPING IS ½" UNLESS NOTED OTHERWISE OR REQUIRED BY THE PLUMBING CODE.
5. CONNECT ALL APPLIANCES OR EQUIPMENT PER MANUFACTURER'S INSTRUCTIONS.
6. ALL PLUMBING VENTS SHALL BE 10 FEET FROM OPENINGS OR INTAKES.
7. THERE SHALL BE NO PVC WITHIN RETURN AIR PLENUMS.
2 8. ALL FIXTURES SHALL HAVE EXPANSION COMPENSATOR OR BLADDER TYPE SHOCK SUPPRESSORS FOR EACH CHASE.
9. SEE THE ARCHITECTURAL DRAWINGS FOR ALL MOUNTING HEIGHTS.
10. REFER TO THE ARCHITECTURAL DRAWINGS FOR FLOOR DRAIN LOCATIONS AND FLOOR SLOPES IF PRESENT. ALL FLOOR DRAINS ARE 2" TYPE 1 UNLESS NOTED OTHERWISE.
11. ROUTE DRAIN PIPING FROM WATER HEATERS, AIR HANDLERS OR EQUIPMENT TO FLOOR DRAINS. PROVIDE PROPER TRAPS.
12. ROUTE NO PIPING OVER ELECTRICAL EQUIPMENT.
13. FIRE SPRINKLER SHALL BE PROVIDED FOR ALL AREAS OF THE BUILDING PER NFPA. THIS INCLUDES A PROTECTED OR DRY SYSTEM FOR ANY UNHEATED AREAS. NO PIPE SHALL BE EXPOSED TO FREEZING TEMPERATURES.

2 LEGEND:

1. CLASS 1MANUAL STANDPIPE WITH VALVE.
2. 3/4" CW UP TO ROOF HYDRANT.

ARCHITECTURE
LANDSCAPE ARCHITECTURE
ENERGY SERVICES

NSPJ ARCHITECTS, Inc.
3515 W. 75TH ST., SUITE 201
PRAIRIE VILLAGE, KS 66208

P. 913.831.1415
F. 913.831.1563
NSPJARCH.COM

© COPYRIGHT 2023

STATE OF MISSOURI
RICHARD R. BEARDMORE
NUMBER A-2007018
REGISTERED PROFESSIONAL ENGINEER

04/28/2023

A NEW RESIDENTIAL COMMUNITY AT:

TRILOGY

800 & 810 NW WARD RD. | LEE'S SUMMIT, MO

DRAWING RELEASE LOG
- 03.15.2023 - PERMIT SUBMITTAL

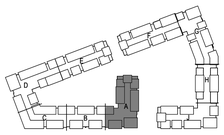

KEY PLAN
NO SCALE

NORTH

△REVISIONS
2 23.0428 ADD 1/CC 2

LS&A
Latimer Sommers & Associates P.A.
CONSULTING ENGINEERS
3639 SW Summerfield Drive, Suite A
Topeka, Kansas 66614-3974
8625 College Boulevard, Suite 102
Overland Park, Kansas 66210
Telephone: (785) 233-3232
Email: lsapa@lsapa.com

LSA PROJECT NO. 2204061

JOB NO. 705921
DATE 03.15.2023
DRAWN BY LSA CAD
4/28/2023 ADDENDUM 1/ CITY COMMENTS #2
SHEET NAME SEGMENT A - 2ND FLOOR - PLUMBING
SHEET NO. P1.02

5/1/2023 3:50:48 PM

ARCH E1 30" x 42"

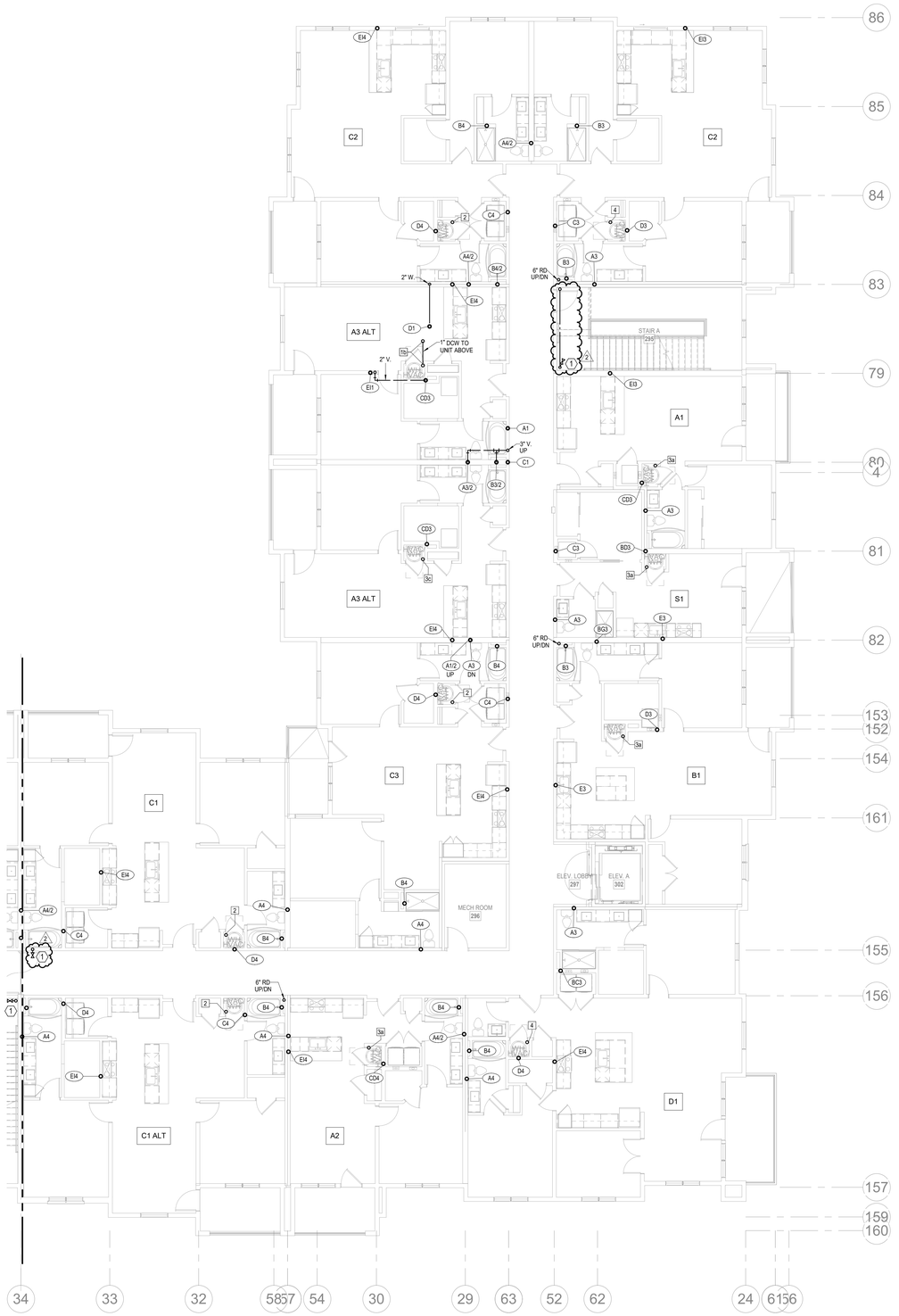

NORTH

1 3RD FLOOR - SEGMENT A

PLUMBING

1/8" = 1'-0"

NOTES:
1. COORDINATE WITH OTHER SUB-CONTRACTORS FOR PLACEMENT OF WORK PRIOR TO INSTALLATION BEGINNING.
2. ALL DRAIN, WASTE AND VENT PIPING IS 2" UNLESS NOTED OTHERWISE. ALL 2" AND 3" WASTE SLOPE AT ¼" PER FT. PIPING 4" AND GREATER MAY BE AT 1/8" PER FT UNLESS NOTED OTHERWISE.
3. ANY BELOW SLAB SUPPLY PIPING SHALL BE PEX WITH NO JOINTS.
4. ALL SUPPLY PIPING IS ½" UNLESS NOTED OTHERWISE OR REQUIRED BY THE PLUMBING CODE.
5. CONNECT ALL APPLIANCES OR EQUIPMENT PER MANUFACTURER'S INSTRUCTIONS.
6. ALL PLUMBING VENTS SHALL BE 10 FEET FROM OPENINGS OR INTAKES.
7. THERE SHALL BE NO PVC WITHIN RETURN AIR PLENUMS.
2 8. ALL FIXTURES SHALL HAVE EXPANSION COMPENSATOR OR BLADDER TYPE SHOCK SUPPRESSORS FOR EACH CHASE.
9. SEE THE ARCHITECTURAL DRAWINGS FOR ALL MOUNTING HEIGHTS.
10. REFER TO THE ARCHITECTURAL DRAWINGS FOR FLOOR DRAIN LOCATIONS AND FLOOR SLOPES IF PRESENT. ALL FLOOR DRAINS ARE 2" TYPE 1 UNLESS NOTED OTHERWISE.
11. ROUTE DRAIN PIPING FROM WATER HEATERS, AIR HANDLERS OR EQUIPMENT TO FLOOR DRAINS. PROVIDE PROPER TRAPS.
12. ROUTE NO PIPING OVER ELECTRICAL EQUIPMENT.
13. FIRE SPRINKLER SHALL BE PROVIDED FOR ALL AREAS OF THE BUILDING PER NFPA. THIS INCLUDES A PROTECTED OR DRY SYSTEM FOR ANY UNHEATED AREAS. NO PIPE SHALL BE EXPOSED TO FREEZING TEMPERATURES.

LEGEND:
1 CLASS 1MANUAL STANDPIPE WITH VALVE.
2 3/4" CW UP TO ROOF HYDRANT.

ARCHITECTURE
LANDSCAPE ARCHITECTURE
ENERGY SERVICES

NSPJ ARCHITECTS, Inc.
3515 W. 75TH ST., SUITE 201
PRAIRIE VILLAGE, KS 66208
P. 913.831.1415
F. 913.831.1563
NSPJARCH.COM
© COPYRIGHT 2023

STATE OF MISSOURI
RICHARD R. BEARDMORE
NUMBER
PROFESSIONAL ENGINEER

04/28/2023

A NEW RESIDENTIAL COMMUNITY AT:

TRILOGY

800 & 810 NW WARD RD. | LEE'S SUMMIT, MO

DRAWING RELEASE LOG
• 03.15.2023 - PERMIT SUBMITTAL

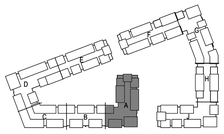

NORTH

KEY PLAN

NO SCALE

△ REVISIONS
2 23 0428 ADD 1/CC 2

LS&A
Latimer Sommers & Associates P.A.
CONSULTING ENGINEERS
3639 SW Summerfield Drive, Suite A
Topeka, Kansas 6614-3974
8625 College Boulevard, Suite 103
Overland Park, Kansas 66210
Telephone: (785) 233-3232
Email: lsapa@lsapa.com
LSA PROJECT NO. 2204061

JOB NO. 705921
DATE 03.15.2023
DRAWN BY LSA CAD
4/28/2023 ADDENDUM 1/ CITY COMMENTS #2
SHEET NAME SEGMENT A - 3RD FLOOR - PLUMBING
SHEET NO. P1.03

5/1/2023 3:50:51 PM

ARCH E1.30" x 42"

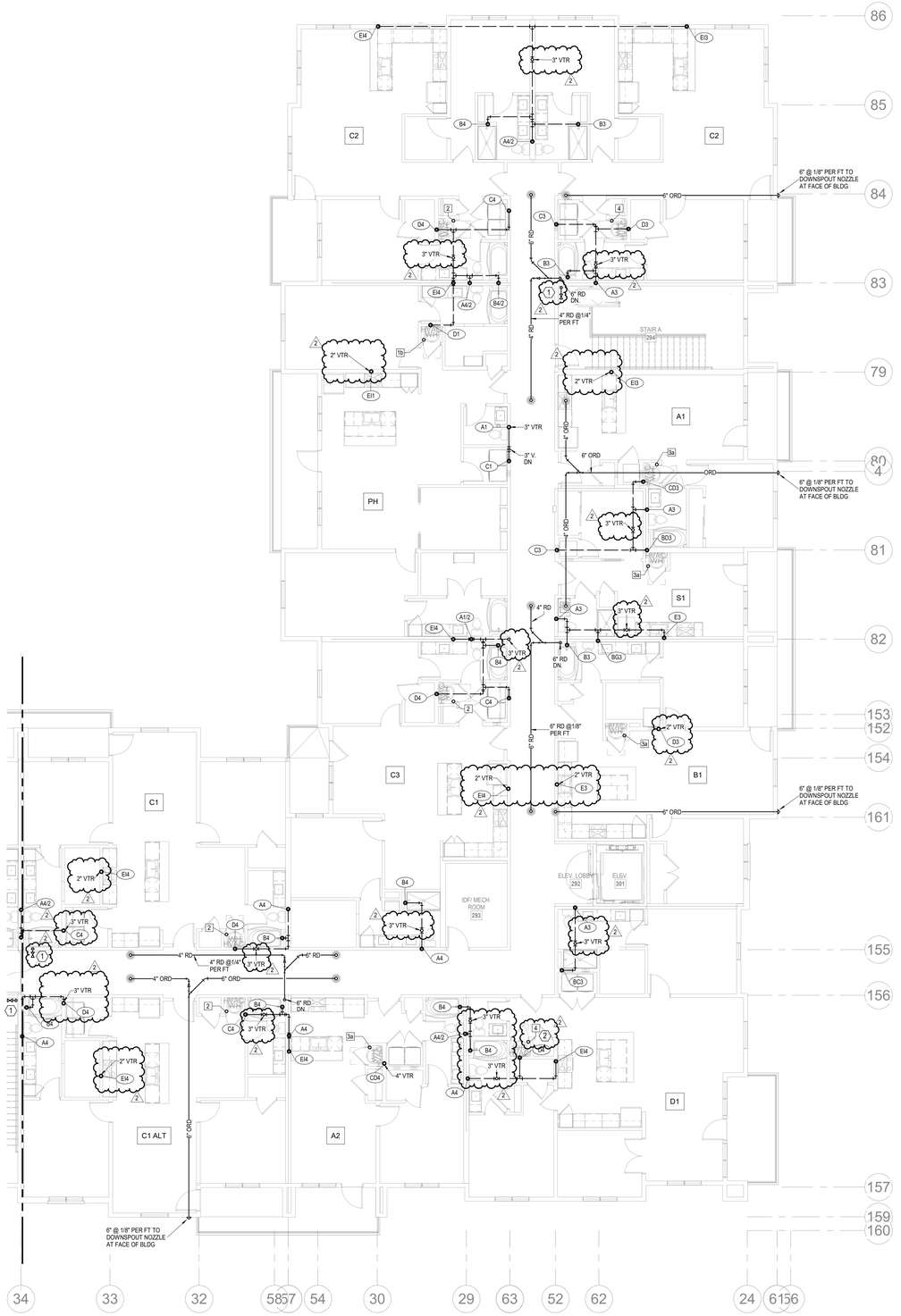

NORTH

1 4TH FLOOR - SEGMENT A

PLUMBING

1/8" = 1'-0"

NOTES:
1. COORDINATE WITH OTHER SUB-CONTRACTORS FOR PLACEMENT OF WORK PRIOR TO INSTALLATION BEGINNING.
2. ALL DRAIN, WASTE AND VENT PIPING IS 2" UNLESS NOTED OTHERWISE. ALL 2" AND 3" WASTE SLOPE AT ¼" PER FT. PIPING 4" AND GREATER MAY BE AT 1/8" PER FT UNLESS NOTED OTHERWISE.
3. ANY BELOW SLAB SUPPLY PIPING SHALL BE PEX WITH NO JOINTS.
4. ALL SUPPLY PIPING IS ½" UNLESS NOTED OTHERWISE OR REQUIRED BY THE PLUMBING CODE.
5. CONNECT ALL APPLIANCES OR EQUIPMENT PER MANUFACTURER'S INSTRUCTIONS.
6. ALL PLUMBING VENTS SHALL BE 10 FEET FROM OPENINGS OR INTAKES.
7. THERE SHALL BE NO PVC WITHIN RETURN AIR PLENUMS.
8. ALL FIXTURES SHALL HAVE EXPANSION COMPENSATOR OR BLADDER TYPE SHOCK SUPPRESSORS FOR EACH CHASE.
9. SEE THE ARCHITECTURAL DRAWINGS FOR ALL MOUNTING HEIGHTS.
10. REFER TO THE ARCHITECTURAL DRAWINGS FOR FLOOR DRAIN LOCATIONS AND FLOOR SLOPES IF PRESENT. ALL FLOOR DRAINS ARE 2" TYPE 1 UNLESS NOTED OTHERWISE.
11. ROUTE DRAIN PIPING FROM WATER HEATERS, AIR HANDLERS OR EQUIPMENT TO FLOOR DRAINS. PROVIDE PROPER TRAPS.
12. ROUTE NO PIPING OVER ELECTRICAL EQUIPMENT.
13. FIRE SPRINKLER SHALL BE PROVIDED FOR ALL AREAS OF THE BUILDING PER NFPA. THIS INCLUDES A PROTECTED OR DRY SYSTEM FOR ANY UNHEATED AREAS. NO PIPE SHALL BE EXPOSED TO FREEZING TEMPERATURES.

LEGEND:
(1) CLASS 1MANUAL STANDPIPE WITH VALVE.
(2) 3/4" CW UP TO ROOF HYDRANT.

ARCHITECTURE
LANDSCAPE ARCHITECTURE
ENERGY SERVICES

NSPJ ARCHITECTS, Inc.
3515 W. 75TH ST., SUITE 201
PRAIRIE VILLAGE, KS 66208

P. 913.831.1415
F. 913.831.1563
NSPJARCH.COM

© COPYRIGHT 2023

STATE OF MISSOURI
REGISTERED
RICHARD R. BEARDMORE
NUMBER 2003018010
PROFESSIONAL ENGINEER

04/28/2023

A NEW RESIDENTIAL COMMUNITY AT:

TRILOGY

800 & 810 NW WARD RD. | LEE'S SUMMIT, MO

DRAWING RELEASE LOG
- 03.15.2023 - PERMIT SUBMITTAL

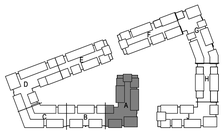

NORTH

KEY PLAN

NO SCALE

REVISIONS
2 23 0428 ADD 1/CC 2

LS&A
Latimer Sommers & Associates P.A.
CONSULTING ENGINEERS
3639 SW Summerfield Drive, Suite A
Topeka, Kansas 6614-3974
8625 College Boulevard, Suite 103
Overland Park, Kansas 66210
Telephone: (785) 233-3232
Email: lsapa@lsapa.com
LSA PROJECT NO. 2204061

JOB NO. 705921
DATE 03.15.2023
DRAWN BY LSA CAD
4/28/2023 ADDENDUM 1/ CITY COMMENTS #2
SHEET NAME SEGMENT A - 4TH FLOOR - PLUMBING
SHEET NO. P1.04

5/1/2023 3:50:54 PM

ARCH E1 30" x 42"

1 ROOF PLAN - SEGMENT A

PLUMBING

1/8" = 1'-0"

NORTH

NOTES:

1. COORDINATE WITH OTHER SUB-CONTRACTORS FOR PLACEMENT OF WORK PRIOR TO INSTALLATION BEGINNING.
2. ALL DRAIN, WASTE AND VENT PIPING IS 2" UNLESS NOTED OTHERWISE. ALL 2" AND 3" WASTE SLOPE AT ¼" PER FT. PIPING 4" AND GREATER MAY BE AT 1/8" PER FT UNLESS NOTED OTHERWISE.
3. ANY BELOW SLAB SUPPLY PIPING SHALL BE PEX WITH NO JOINTS.
4. ALL SUPPLY PIPING IS ½" UNLESS NOTED OTHERWISE OR REQUIRED BY THE PLUMBING CODE.
5. CONNECT ALL APPLIANCES OR EQUIPMENT PER MANUFACTURER'S INSTRUCTIONS.
6. ALL PLUMBING VENTS SHALL BE 10 FEET FROM OPENINGS OR INTAKES.
7. THERE SHALL BE NO PVC WITHIN RETURN AIR PLENUMS.
2 8. ALL FIXTURES SHALL HAVE EXPANSION COMPENSATOR OR BLADDER TYPE SHOCK SUPPRESSORS FOR EACH CHASE.
9. SEE THE ARCHITECTURAL DRAWINGS FOR ALL MOUNTING HEIGHTS.
10. REFER TO THE ARCHITECTURAL DRAWINGS FOR FLOOR DRAIN LOCATIONS AND FLOOR SLOPES IF PRESENT. ALL FLOOR DRAINS ARE 2" TYPE 1 UNLESS NOTED OTHERWISE.
11. ROUTE DRAIN PIPING FROM WATER HEATERS, AIR HANDLERS OR EQUIPMENT TO FLOOR DRAINS. PROVIDE PROPER TRAPS.
12. ROUTE NO PIPING OVER ELECTRICAL EQUIPMENT.
13. FIRE SPRINKLER SHALL BE PROVIDED FOR ALL AREAS OF THE BUILDING PER NFPA. THIS INCLUDES A PROTECTED OR DRY SYSTEM FOR ANY UNHEATED AREAS. NO PIPE SHALL BE EXPOSED TO FREEZING TEMPERATURES.

2 LEGEND:

(1) CLASS 1MANUAL STANDPIPE WITH VALVE.

(2) 3/4" CW UP TO ROOF HYDRANT.

ARCHITECTURE
LANDSCAPE ARCHITECTURE
ENERGY SERVICES

NSPJ ARCHITECTS, Inc.
3515 W. 75TH ST., SUITE 201
PRAIRIE VILLAGE, KS 66208
P. 913.831.1415
F. 913.831.1563
NSPJARCH.COM
© COPYRIGHT 2023

STATE OF MISSOURI
RICHARD R. BEARDMORE
NUMBER
PROFESSIONAL ENGINEER

04/28/2023

A NEW RESIDENTIAL COMMUNITY AT:

TRILOGY

800 & 810 NW WARD RD. | LEE'S SUMMIT, MO

DRAWING RELEASE LOG
- 03.15.2023 - PERMIT SUBMITTAL

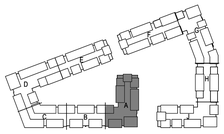

△ REVISIONS
2 23.0428 ADD 1/CC 2

KEY PLAN

NO SCALE

NORTH

LS&A
Latimer Sommers & Associates P.A.
CONSULTING ENGINEERS
3639 SW Summerfield Drive, Suite A
Topeka, Kansas 6614-3974
8625 College Boulevard, Suite 102
Overland Park, Kansas 66210
Telephone: (785) 233-3232
Email: lsapa@lsaca.com
LSA PROJECT NO. 2204061

JOB NO. 705921
DATE 03.15.2023
DRAWN BY LSA CAD
4/28/2023 ADDENDUM 1/ CITY COMMENTS #2
SHEET NAME SEGMENT A - ROOF PLAN - PLUMBING
SHEET NO. P1.05

5/1/2023 3:50:54 PM

ARCH E1 30" x 42"

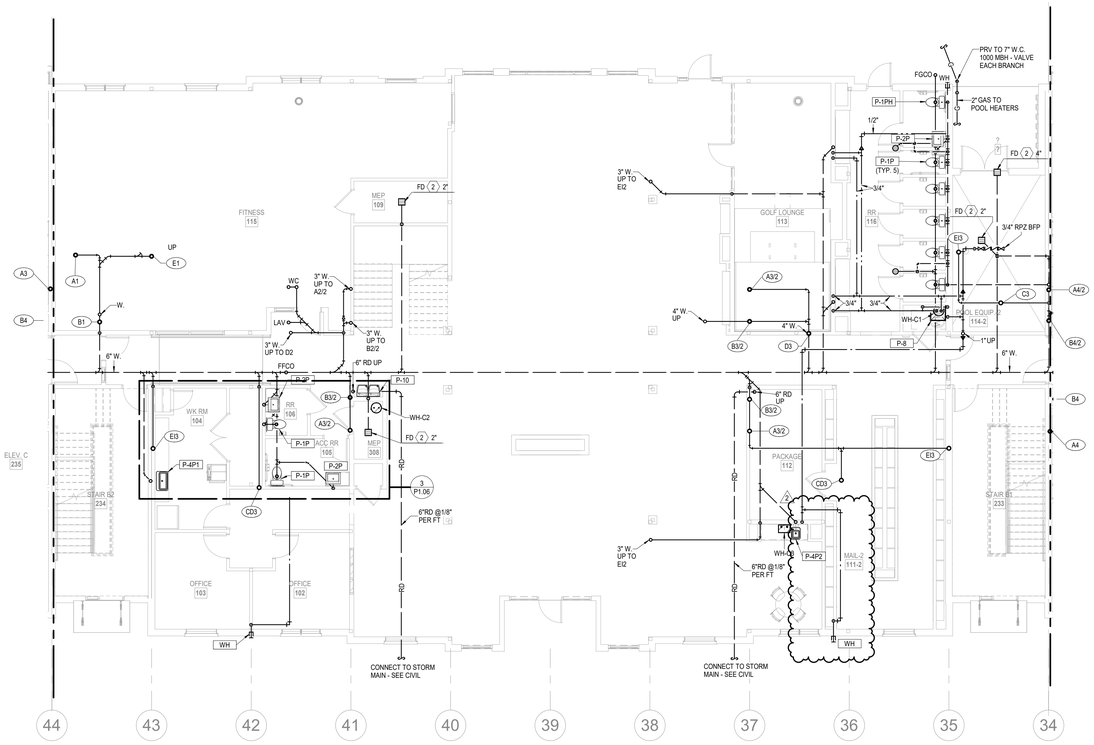

NORTH

1 1ST FLOOR - SEGMENT B

PLUMBING

1/8" = 1'-0"

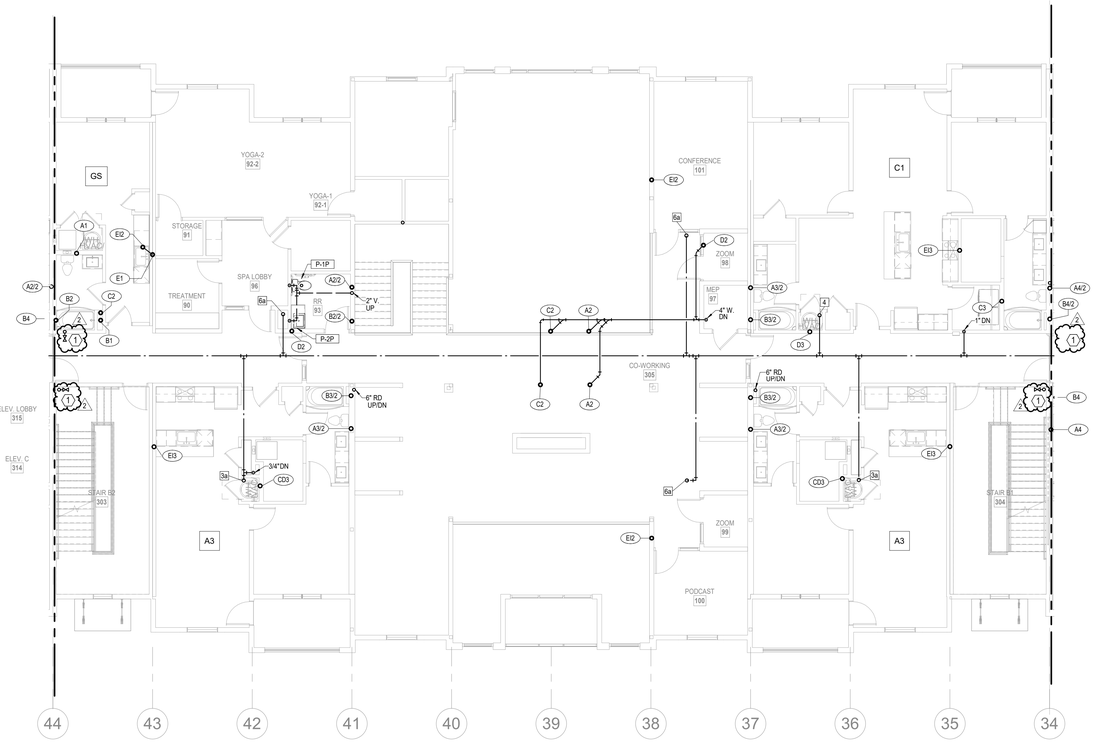

NORTH

2 2ND FLOOR - SEGMENT B

PLUMBING

1/8" = 1'-0"

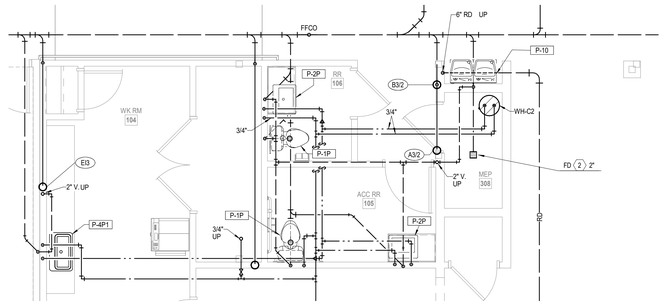

NORTH

3 PARTIAL PLAN - SEGMENT B

PLUMBING

1/4" = 1'-0"

NOTES:
1. COORDINATE WITH OTHER SUB-CONTRACTORS FOR PLACEMENT OF WORK PRIOR TO INSTALLATION BEGINNING.
2. ALL DRAIN, WASTE AND VENT PIPING IS 2" UNLESS NOTED OTHERWISE. ALL 2" AND 3" WASTE SLOPE AT ¼" PER FT. PIPING 4" AND GREATER MAY BE AT 1/8" PER FT UNLESS NOTED OTHERWISE.
3. ANY BELOW SLAB SUPPLY PIPING SHALL BE PEX WITH NO JOINTS.
4. ALL SUPPLY PIPING IS ½" UNLESS NOTED OTHERWISE OR REQUIRED BY THE PLUMBING CODE.
5. CONNECT ALL APPLIANCES OR EQUIPMENT PER MANUFACTURER'S INSTRUCTIONS.
6. ALL PLUMBING VENTS SHALL BE 10 FEET FROM OPENINGS OR INTAKES.
7. THERE SHALL BE NO PVC WITHIN RETURN AIR PLENUMS.
8. ALL FIXTURES SHALL HAVE EXPANSION COMPENSATOR OR BLADDER TYPE SHOCK SUPPRESSORS FOR EACH CHASE.
9. SEE THE ARCHITECTURAL DRAWINGS FOR ALL MOUNTING HEIGHTS.
10. REFER TO THE ARCHITECTURAL DRAWINGS FOR FLOOR DRAIN LOCATIONS AND FLOOR SLOPES IF PRESENT. ALL FLOOR DRAINS ARE 2" TYPE 1 UNLESS NOTED OTHERWISE.
11. ROUTE DRAIN PIPING FROM WATER HEATERS, AIR HANDLERS OR EQUIPMENT TO FLOOR DRAINS. PROVIDE PROPER TRAPS.
12. ROUTE NO PIPING OVER ELECTRICAL EQUIPMENT.
13. FIRE SPRINKLER SHALL BE PROVIDED FOR ALL AREAS OF THE BUILDING PER NFPA. THIS INCLUDES A PROTECTED OR DRY SYSTEM FOR ANY UNHEATED AREAS. NO PIPE SHALL BE EXPOSED TO FREEZING TEMPERATURES.

LEGEND:
1 CLASS 1MANUAL STANDPIPE WITH VALVE.
2 3/4" CW UP TO ROOF HYDRANT.

ARCHITECTURE
LANDSCAPE ARCHITECTURE
ENERGY SERVICES
P. 913.831.1415
F. 913.831.1563
NSPJARCH.COM
NSPJ ARCHITECTS, Inc.
3515 W. 75TH ST., SUITE 201
PRAIRIE VILLAGE, KS 66208

© COPYRIGHT 2023

STATE OF MISSOURI
RICHARD R. BEARDMORE
NUMBER 2010035010
PROFESSIONAL ENGINEER

04/28/2023

A NEW RESIDENTIAL COMMUNITY AT:

TRILOGY

800 & 810 NW WARD RD. | LEE'S SUMMIT, MO

DRAWING RELEASE LOG
- 03.15.2023 - PERMIT SUBMITTAL

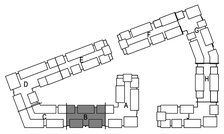

KEY PLAN

NO SCALE

NORTH

REVISIONS
2 23 0428 ADD 1/CC 2

LS&A
Latimer Sommers & Associates P.A.
CONSULTING ENGINEERS
3639 SW Summerfield Drive, Suite A
Topeka, Kansas 6614-3974
8629 College Boulevard, Suite 103
Overland Park, Kansas 66210
Telephone: (785) 233-3232
Email: lsapa@lsapa.com
LSA PROJECT NO. 2204061

JOB NO. 705921
DATE 03.15.2023
DRAWN BY LSA CAD
4/28/2023 ADDENDUM 1/ CITY COMMENTS #2
SHEET NAME SEGMENT B - 1ST & 2ND FLOOR - PLUMBING
SHEET NO. P1.06

5/1/2023 3:51:01 PM

ARCH E1.50" x 42"

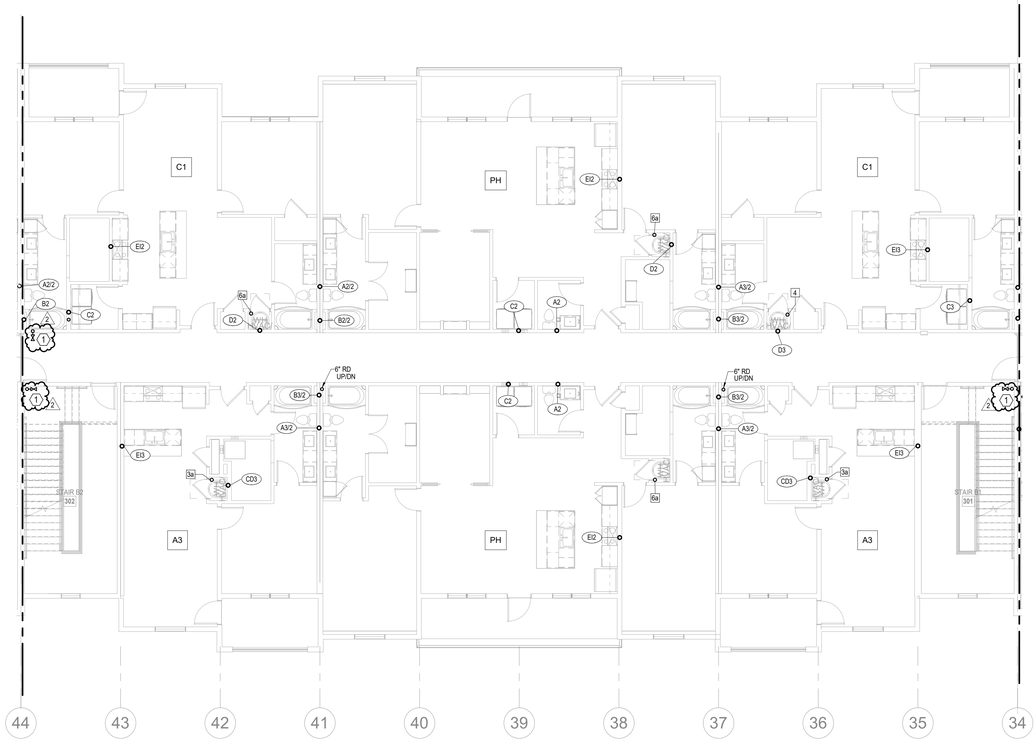

NORTH

1 3RD FLOOR - SEGMENT B

PLUMBING

1/8" = 1'-0"

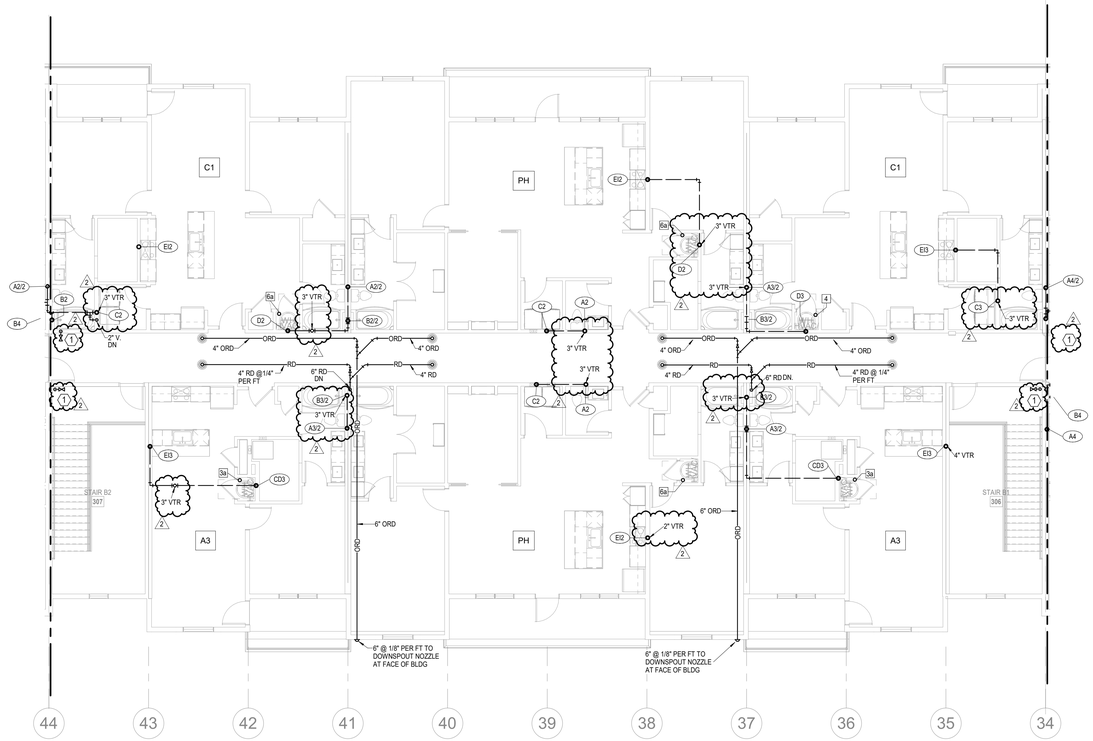

NORTH

2 4TH FLOOR - SEGMENT B

PLUMBING

1/8" = 1'-0"

NOTES:

1. COORDINATE WITH OTHER SUB-CONTRACTORS FOR PLACEMENT OF WORK PRIOR TO INSTALLATION BEGINNING.
2. ALL DRAIN, WASTE AND VENT PIPING IS 2" UNLESS NOTED OTHERWISE. ALL 2" AND 3" WASTE SLOPE AT ¼" PER FT. PIPING 4" AND GREATER MAY BE AT 1/8" PER FT UNLESS NOTED OTHERWISE.
3. ANY BELOW SLAB SUPPLY PIPING SHALL BE PEX WITH NO JOINTS.
4. ALL SUPPLY PIPING IS ½" UNLESS NOTED OTHERWISE OR REQUIRED BY THE PLUMBING CODE.
5. CONNECT ALL APPLIANCES OR EQUIPMENT PER MANUFACTURER'S INSTRUCTIONS.
6. ALL PLUMBING VENTS SHALL BE 10 FEET FROM OPENINGS OR INTAKES.
7. THERE SHALL BE NO PVC WITHIN RETURN AIR PLENUMS.
8. ALL FIXTURES SHALL HAVE EXPANSION COMPENSATOR OR BLADDER TYPE SHOCK SUPPRESSORS FOR EACH CHASE.
9. SEE THE ARCHITECTURAL DRAWINGS FOR ALL MOUNTING HEIGHTS.
10. REFER TO THE ARCHITECTURAL DRAWINGS FOR FLOOR DRAIN LOCATIONS AND FLOOR SLOPES IF PRESENT. ALL FLOOR DRAINS ARE 2" TYPE 1 UNLESS NOTED OTHERWISE.
11. ROUTE DRAIN PIPING FROM WATER HEATERS, AIR HANDLERS OR EQUIPMENT TO FLOOR DRAINS. PROVIDE PROPER TRAPS.
12. ROUTE NO PIPING OVER ELECTRICAL EQUIPMENT.
13. FIRE SPRINKLER SHALL BE PROVIDED FOR ALL AREAS OF THE BUILDING PER NFPA. THIS INCLUDES A PROTECTED OR DRY SYSTEM FOR ANY UNHEATED AREAS. NO PIPE SHALL BE EXPOSED TO FREEZING TEMPERATURES.

LEGEND:

1. CLASS 1MANUAL STANDPIPE WITH VALVE.
2. 3/4" CW UP TO ROOF HYDRANT.

ARCHITECTURE
LANDSCAPE ARCHITECTURE
ENERGY SERVICES

NSPJ ARCHITECTS, Inc.
3515 W. 75TH ST., SUITE 201
PRAIRIE VILLAGE, KS 66208
P. 913.831.1415
F. 913.831.1563
NSPJARCH.COM
© COPYRIGHT 2023

STATE OF MISSOURI
RICHARD R. BEARDMORE
NUMBER
PROFESSIONAL ENGINEER

04/28/2023

A NEW RESIDENTIAL COMMUNITY AT:

TRILOGY

800 & 810 NW WARD RD. | LEE'S SUMMIT, MO

DRAWING RELEASE LOG
- 03.15.2023 - PERMIT SUBMITTAL

△ REVISIONS
2 23 0428 ADD 1/CC 2

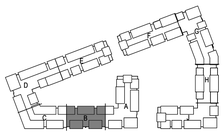

NORTH

KEY PLAN

NO SCALE

JOB NO. 705921
DATE 03.15.2023
DRAWN BY LSA CAD
4/28/2023 ADDENDUM 1/ CITY COMMENTS #2
SHEET NAME SEGMENT B - 3RD & 4TH FLOOR - PLUMBING
SHEET NO. P1.07

LS&A
Latimer Sommers & Associates P.A.
CONSULTING ENGINEERS
3639 SW Summerfield Drive, Suite A
Topeka, Kansas 66614-3974
8625 College Boulevard, Suite 102
Overland Park, Kansas 66210
Telephone: (785) 233-3232
Email: lsapa@lsapa.com
LSA PROJECT NO. 2204061

5/1/2023 3:51:04 PM

ARCH E1.30" x 42"

NOTES:

1. COORDINATE WITH OTHER SUB-CONTRACTORS FOR PLACEMENT OF WORK PRIOR TO INSTALLATION BEGINNING.
2. ALL DRAIN, WASTE AND VENT PIPING IS 2" UNLESS NOTED OTHERWISE. ALL 2" AND 3" WASTE SLOPE AT ¼" PER FT. PIPING 4" AND GREATER MAY BE AT 1/8" PER FT UNLESS NOTED OTHERWISE.
3. ANY BELOW SLAB SUPPLY PIPING SHALL BE PEX WITH NO JOINTS.
4. ALL SUPPLY PIPING IS ½" UNLESS NOTED OTHERWISE OR REQUIRED BY THE PLUMBING CODE.
5. CONNECT ALL APPLIANCES OR EQUIPMENT PER MANUFACTURER'S INSTRUCTIONS.
6. ALL PLUMBING VENTS SHALL BE 10 FEET FROM OPENINGS OR INTAKES.
7. THERE SHALL BE NO PVC WITHIN RETURN AIR PLENUMS.
8. ALL FIXTURES SHALL HAVE AIR CHAMBERS OR BLADDER TYPE SHOCK SUPPRESSORS FOR EACH CHASE.
9. SEE THE ARCHITECTURAL DRAWINGS FOR ALL MOUNTING HEIGHTS.
10. REFER TO THE ARCHITECTURAL DRAWINGS FOR FLOOR DRAIN LOCATIONS AND FLOOR SLOPES IF PRESENT. ALL FLOOR DRAINS ARE 2" TYPE 1 UNLESS NOTED OTHERWISE.
11. ROUTE DRAIN PIPING FROM WATER HEATERS, AIR HANDLERS OR EQUIPMENT TO FLOOR DRAINS. PROVIDE PROPER TRAPS.
12. ROUTE NO PIPING OVER ELECTRICAL EQUIPMENT.
13. FIRE SPRINKLER SHALL BE PROVIDED FOR ALL AREAS OF THE BUILDING PER NFPA. THIS INCLUDES A PROTECTED OR DRY SYSTEM FOR ANY UNHEATED AREAS. NO PIPE SHALL BE EXPOSED TO FREEZING TEMPERATURES.

ARCHITECTURE
LANDSCAPE ARCHITECTURE
ENERGY SERVICES

NSPJ ARCHITECTS, Inc.
3515 W. 75TH ST., SUITE 201
PRAIRIE VILLAGE, KS 66208

P. 913.831.1415
F. 913.831.1563
NSPJARCH.COM
© COPYRIGHT 2023

STATE OF MISSOURI
RICHARD R. BEARDMORE
NUMBER
PROFESSIONAL ENGINEER

03/15/2023

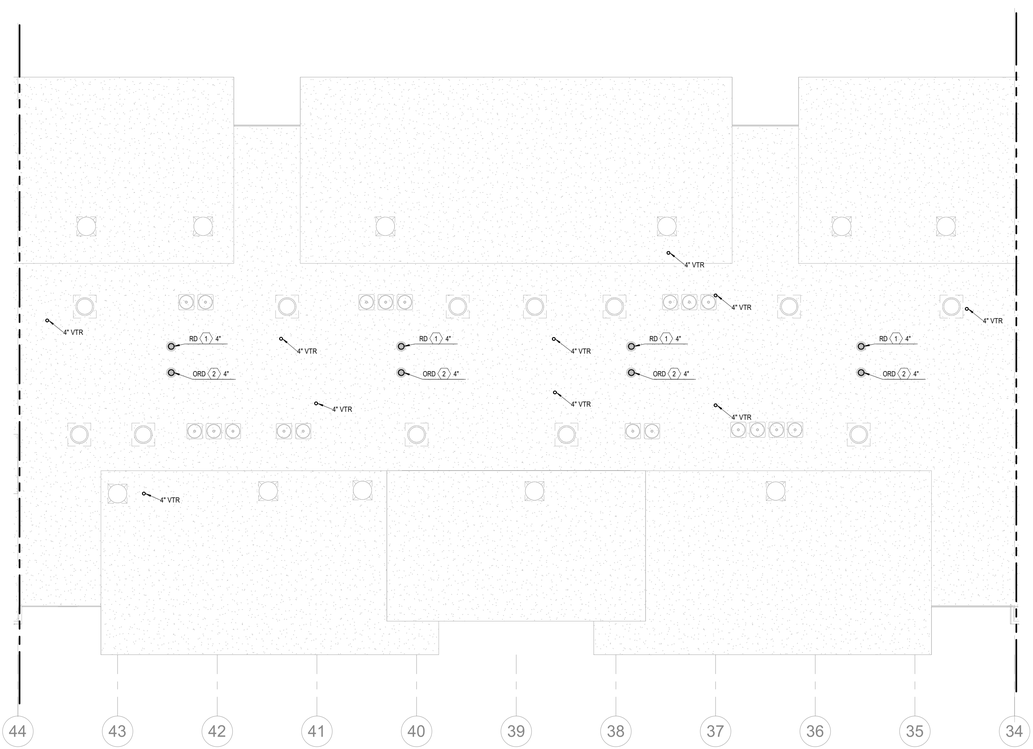

NORTH

1 ROOF PLAN - SEGMENT B

PLUMBING
1/8" = 1'-0"

A NEW RESIDENTIAL COMMUNITY AT:

TRILOGY

800 & 810 NW WARD RD. | LEE'S SUMMIT, MO

DRAWING RELEASE LOG
• 03.15.2023 - PERMIT SUBMITTAL

△REVISIONS

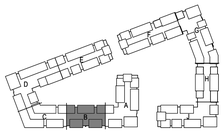

NORTH

KEY PLAN

LS&A
Latimer Sommers & Associates P.A.
CONSULTING ENGINEERS
3639 SW Summerfield Drive, Suite A
Topeka, Kansas 66614-3974
8625 College Boulevard, Suite 102
Overland Park, Kansas 66210
Telephone: (785) 233-3232
Email: lsapa@lsapa.com
LSA PROJECT NO. 2204061

JOB NO. 705921
DATE 03.15.2023
DRAWN BY LSA CAD
4/11/2023 CITY COMMENTS
SHEET NAME SEGMENT B - ROOF PLAN - PLUMBING
SHEET NO. P1.08

4/13/2023 3:10:28 PM

ARCH E1.30" x 42"

NOTES:
1. COORDINATE WITH OTHER SUB-CONTRACTORS FOR PLACEMENT OF WORK PRIOR TO INSTALLATION BEGINNING.
2. ALL DRAIN, WASTE AND VENT PIPING IS 2" UNLESS NOTED OTHERWISE. ALL 2" AND 3" WASTE SLOPE AT ¼" PER FT. PIPING 4" AND GREATER MAY BE AT 1/8" PER FT UNLESS NOTED OTHERWISE.
3. ANY BELOW SLAB SUPPLY PIPING SHALL BE PEX WITH NO JOINTS.
4. ALL SUPPLY PIPING IS ½" UNLESS NOTED OTHERWISE OR REQUIRED BY THE PLUMBING CODE.
5. CONNECT ALL APPLIANCES OR EQUIPMENT PER MANUFACTURER'S INSTRUCTIONS.
6. ALL PLUMBING VENTS SHALL BE 10 FEET FROM OPENINGS OR INTAKES.
7. THERE SHALL BE NO PVC WITHIN RETURN AIR PLENUMS.
2 8. ALL FIXTURES SHALL HAVE EXPANSION COMPENSATOR OR BLADDER TYPE SHOCK SUPPRESSORS FOR EACH CHASE
9. SEE THE ARCHITECTURAL DRAWINGS FOR ALL MOUNTING HEIGHTS.
10. REFER TO THE ARCHITECTURAL DRAWINGS FOR FLOOR DRAIN LOCATIONS AND FLOOR SLOPES IF PRESENT. ALL FLOOR DRAINS ARE 2" TYPE 1 UNLESS NOTED OTHERWISE.
11. ROUTE DRAIN PIPING FROM WATER HEATERS, AIR HANDLERS OR EQUIPMENT TO FLOOR DRAINS. PROVIDE PROPER TRAPS.
12. ROUTE NO PIPING OVER ELECTRICAL EQUIPMENT.
13. FIRE SPRINKLER SHALL BE PROVIDED FOR ALL AREAS OF THE BUILDING PER NFPA. THIS INCLUDES A PROTECTED OR DRY SYSTEM FOR ANY UNHEATED AREAS. NO PIPE SHALL BE EXPOSED TO FREEZING TEMPERATURES.

LEGEND:
1 CLASS 1MANUAL STANDPIPE WITH VALVE.
2 3/4" CW UP TO ROOF HYDRANT.

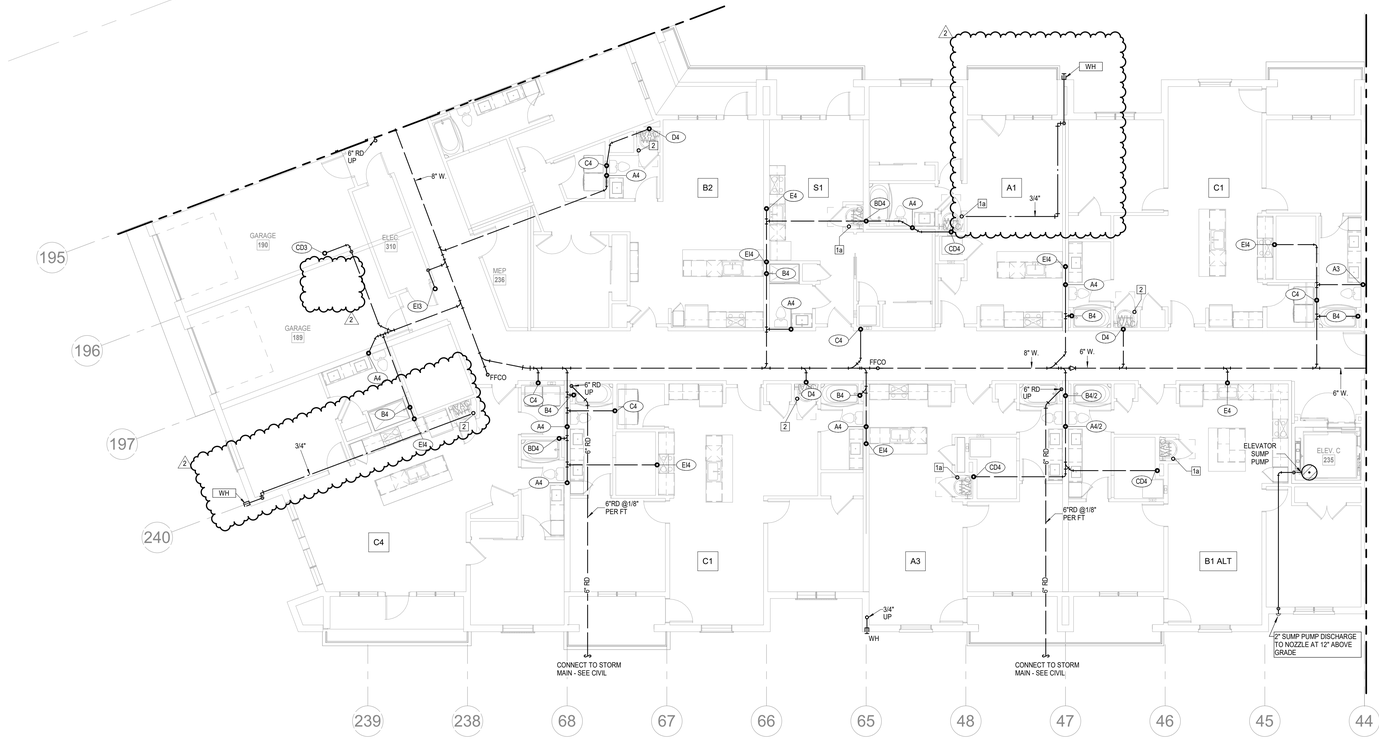

NORTH

1 1ST FLOOR - SEGMENT C

PLUMBING

1/8" = 1'-0"

NSPJ ARCHITECTS
ARCHITECTURE LANDSCAPE ARCHITECTURE ENERGY SERVICES
3515 W. 75TH ST., SUITE 201
PRAIRIE VILLAGE, KS 66208
P. 913.831.1415
F. 913.831.1563
NSPJARCH.COM

© COPYRIGHT 2023

STATE OF MISSOURI
RICHARD R. BEARDMORE
NUMBER A-2010035744
PROFESSIONAL ENGINEER

04/28/2023

A NEW RESIDENTIAL COMMUNITY AT:

TRILOGY

800 & 810 NW WARD RD. | LEE'S SUMMIT, MO

DRAWING RELEASE LOG
• 03.15.2023 - PERMIT SUBMITTAL

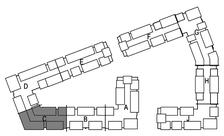

NORTH

KEY PLAN

NO SCALE

△ REVISIONS
2 23.0428 ADD 1/CC 2

LS&A
Latimer Sommers & Associates P.A.
CONSULTING ENGINEERS
3639 SW Summerfield Drive, Suite A
Topeka, Kansas 66614-3974
8625 College Boulevard, Suite 102
Overland Park, Kansas 66210
Telephone: (785) 233-3232
Email: lsapa@lsapa.com
LSA PROJECT NO. 2204061

JOB NO. 705921
DATE 03.15.2023
DRAWN BY LSA CAD
4/28/2023 ADDENDUM 1/ CITY COMMENTS #2
SHEET NAME SEGMENT C - 1ST FLOOR - PLUMBING
SHEET NO. P1.09

5/1/2023 3:51:07 PM

ARCH E1.30" x 42"

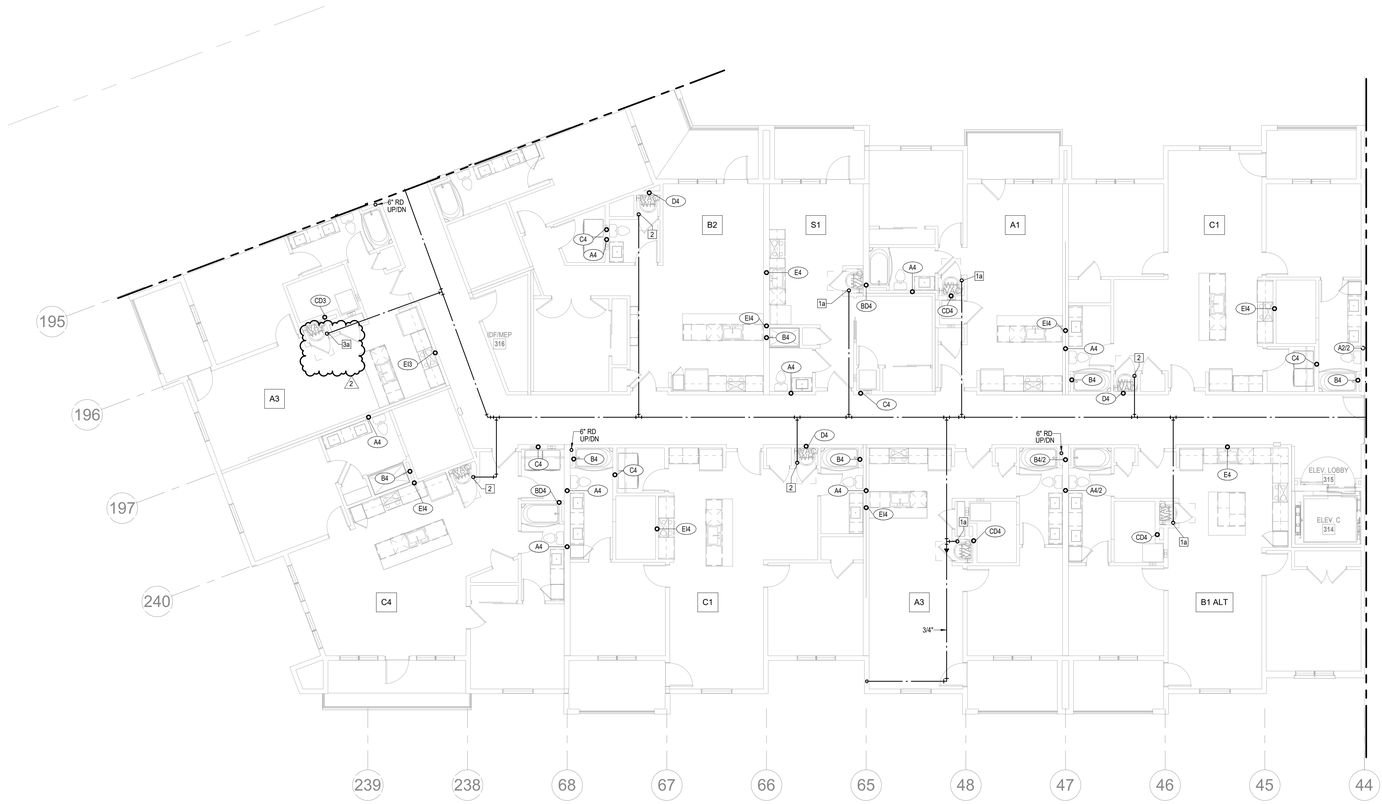

NORTH

1 2ND FLOOR - SEGMENT C

PLUMBING

1/8" = 1'-0"

NOTES:

1. COORDINATE WITH OTHER SUB-CONTRACTORS FOR PLACEMENT OF WORK PRIOR TO INSTALLATION BEGINNING.
2. ALL DRAIN, WASTE AND VENT PIPING IS 2" UNLESS NOTED OTHERWISE. ALL 2" AND 3" WASTE SLOPE AT ¼" PER FT. PIPING 4" AND GREATER MAY BE AT 1/8" PER FT UNLESS NOTED OTHERWISE.
3. ANY BELOW SLAB SUPPLY PIPING SHALL BE PEX WITH NO JOINTS.
4. ALL SUPPLY PIPING IS ½" UNLESS NOTED OTHERWISE OR REQUIRED BY THE PLUMBING CODE.
5. CONNECT ALL APPLIANCES OR EQUIPMENT PER MANUFACTURER'S INSTRUCTIONS.
6. ALL PLUMBING VENTS SHALL BE 10 FEET FROM OPENINGS OR INTAKES.
7. THERE SHALL BE NO PVC WITHIN RETURN AIR PLENUMS.
8. ALL FIXTURES SHALL HAVE EXPANSION COMPENSATOR OR BLADDER TYPE SHOCK SUPPRESSORS FOR EACH CHASE.
9. SEE THE ARCHITECTURAL DRAWINGS FOR ALL MOUNTING HEIGHTS.
10. REFER TO THE ARCHITECTURAL DRAWINGS FOR FLOOR DRAIN LOCATIONS AND FLOOR SLOPES IF PRESENT. ALL FLOOR DRAINS ARE 2" TYPE 1 UNLESS NOTED OTHERWISE.
11. ROUTE DRAIN PIPING FROM WATER HEATERS, AIR HANDLERS OR EQUIPMENT TO FLOOR DRAINS. PROVIDE PROPER TRAPS.
12. ROUTE NO PIPING OVER ELECTRICAL EQUIPMENT.
13. FIRE SPRINKLER SHALL BE PROVIDED FOR ALL AREAS OF THE BUILDING PER NFPA. THIS INCLUDES A PROTECTED OR DRY SYSTEM FOR ANY UNHEATED AREAS. NO PIPE SHALL BE EXPOSED TO FREEZING TEMPERATURES.

LEGEND:

1. CLASS 1MANUAL STANDPIPE WITH VALVE.
2. 3/4" CW UP TO ROOF HYDRANT.

ARCHITECTURE
LANDSCAPE ARCHITECTURE
ENERGY SERVICES

NSPJ ARCHITECTS, Inc.
3515 W. 75TH ST., SUITE 201
PRAIRIE VILLAGE, KS 66208
P. 913.831.1415
F. 913.831.1563
NSPJARCH.COM

© COPYRIGHT 2023

STATE OF MISSOURI
RICHARD R. BEARDMORE
NUMBER 2010018010
PROFESSIONAL ENGINEER

04/28/2023

A NEW RESIDENTIAL COMMUNITY AT:

TRILOGY

800 & 810 NW WARD RD. | LEE'S SUMMIT, MO

DRAWING RELEASE LOG
- 03.15.2023 - PERMIT SUBMITTAL

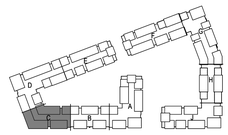

NORTH

KEY PLAN

NO SCALE

△REVISIONS
2 23.0428 ADD 1/CC 2

LS&A
Latimer Sommers & Associates P.A.
CONSULTING ENGINEERS
3639 SW Summerfield Drive, Suite A
Topeka, Kansas 66614-3974
8625 College Boulevard, Suite 102
Overland Park, Kansas 66210
Telephone: (785) 233-3232
Email: lsapa@lsapa.com
LSA PROJECT NO. 2204061

JOB NO. 705921
DATE 03.15.2023
DRAWN BY LSA CAD
4/28/2023 ADDENDUM 1/ CITY COMMENTS #2
SHEET NAME SEGMENT C - 2ND FLOOR - PLUMBING
SHEET NO. P1.10

5/1/2023 3:51:10 PM

ARCH E1 30" x 42"

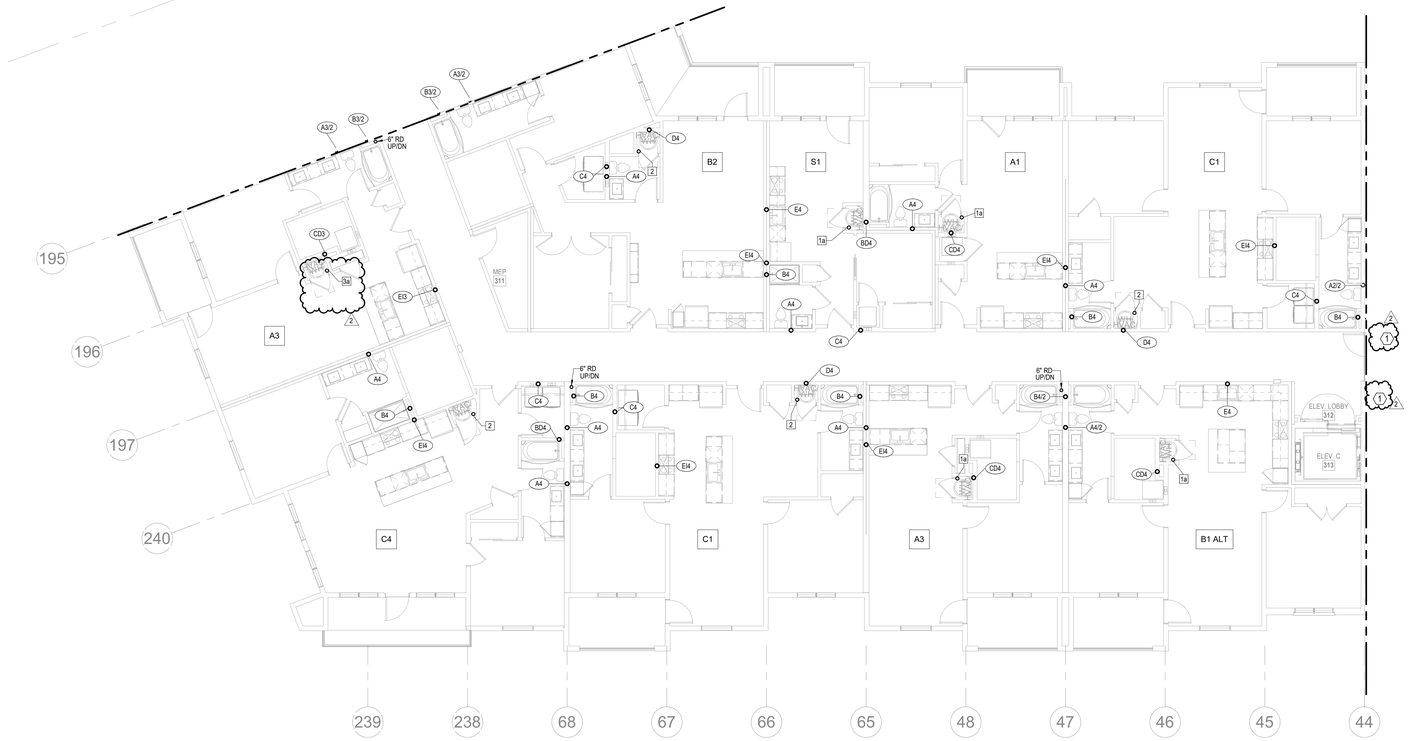

1 **3RD FLOOR - SEGMENT C**
PLUMBING
1/8" = 1'-0"

NORTH

NOTES:
1. COORDINATE WITH OTHER SUB-CONTRACTORS FOR PLACEMENT OF WORK PRIOR TO INSTALLATION BEGINNING.
2. ALL DRAIN, WASTE AND VENT PIPING IS 2" UNLESS NOTED OTHERWISE. ALL 2" AND 3" WASTE SLOPE AT ¼" PER FT. PIPING 4" AND GREATER MAY BE AT 1/8" PER FT UNLESS NOTED OTHERWISE.
3. ANY BELOW SLAB SUPPLY PIPING SHALL BE PEX WITH NO JOINTS.
4. ALL SUPPLY PIPING IS ½" UNLESS NOTED OTHERWISE OR REQUIRED BY THE PLUMBING CODE.
5. CONNECT ALL APPLIANCES OR EQUIPMENT PER MANUFACTURER'S INSTRUCTIONS.
6. ALL PLUMBING VENTS SHALL BE 10 FEET FROM OPENINGS OR INTAKES.
7. THERE SHALL BE NO PVC WITHIN RETURN AIR PLENUMS.
2 8. ALL FIXTURES SHALL HAVE EXPANSION COMPENSATOR OR BLADDER TYPE SHOCK SUPPRESSORS FOR EACH CHASE.
9. SEE THE ARCHITECTURAL DRAWINGS FOR ALL MOUNTING HEIGHTS.
10. REFER TO THE ARCHITECTURAL DRAWINGS FOR FLOOR DRAIN LOCATIONS AND FLOOR SLOPES IF PRESENT. ALL FLOOR DRAINS ARE 2" TYPE 1 UNLESS NOTED OTHERWISE.
11. ROUTE DRAIN PIPING FROM WATER HEATERS, AIR HANDLERS OR EQUIPMENT TO FLOOR DRAINS. PROVIDE PROPER TRAPS.
12. ROUTE NO PIPING OVER ELECTRICAL EQUIPMENT.
13. FIRE SPRINKLER SHALL BE PROVIDED FOR ALL AREAS OF THE BUILDING PER NFPA. THIS INCLUDES A PROTECTED OR DRY SYSTEM FOR ANY UNHEATED AREAS. NO PIPE SHALL BE EXPOSED TO FREEZING TEMPERATURES.

2

LEGEND:
1 CLASS 1MANUAL STANDPIPE WITH VALVE.
2 3/4" CW UP TO ROOF HYDRANT.

ARCHITECTURE
LANDSCAPE ARCHITECTURE
ENERGY SERVICES

NSPJ
ARCHITECTS, Inc.
3515 W. 75TH ST., SUITE 201
PRAIRIE VILLAGE, KS 66208

P. 913.831.1415
F. 913.831.1563
NSPJARCH.COM
© COPYRIGHT 2023

STATE OF MISSOURI
RICHARD R. BEARDMORE
NUMBER
PROFESSIONAL ENGINEER

04/28/2023

A NEW RESIDENTIAL COMMUNITY AT:

TRILOGY

800 & 810 NW WARD RD. | LEE'S SUMMIT, MO

DRAWING RELEASE LOG
• 03.15.2023 - PERMIT SUBMITTAL

△ REVISIONS
2 23 0428 ADD 1/CC 2

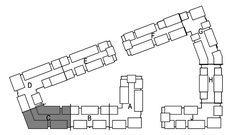

NORTH

KEY PLAN
NO SCALE

LS&A
Latimer Sommers & Associates P.A.
CONSULTING ENGINEERS
3639 SW Summerfield Drive, Suite A
Topeka, Kansas 66614-3974
8625 College Boulevard, Suite 102
Overland Park, Kansas 66210
Telephone: (785) 233-3232
Email: lsapa@lsapa.com
LSA PROJECT NO. 2204061

JOB NO. 705921
DATE 03.15.2023
DRAWN BY LSA CAD
4/28/2023 ADDENDUM 1/ CITY COMMENTS #2
SHEET NAME SEGMENT C - 3RD FLOOR - PLUMBING
SHEET NO. P1.11

5/1/2023 3:51:12 PM

ARCH E1.30" x 42"

NOTES:

1. COORDINATE WITH OTHER SUB-CONTRACTORS FOR PLACEMENT OF WORK PRIOR TO INSTALLATION BEGINNING.
2. ALL DRAIN, WASTE AND VENT PIPING IS 2" UNLESS NOTED OTHERWISE. ALL 2" AND 3" WASTE SLOPE AT ¼" PER FT. PIPING 4" AND GREATER MAY BE AT 1/8" PER FT UNLESS NOTED OTHERWISE.
3. ANY BELOW SLAB SUPPLY PIPING SHALL BE PEX WITH NO JOINTS.
4. ALL SUPPLY PIPING IS ½" UNLESS NOTED OTHERWISE OR REQUIRED BY THE PLUMBING CODE.
5. CONNECT ALL APPLIANCES OR EQUIPMENT PER MANUFACTURER'S INSTRUCTIONS.
6. ALL PLUMBING VENTS SHALL BE 10 FEET FROM OPENINGS OR INTAKES.
7. THERE SHALL BE NO PVC WITHIN RETURN AIR PLENUMS.
8. ALL FIXTURES SHALL HAVE EXPANSION COMPENSATOR OR BLADDER TYPE SHOCK SUPPRESSORS FOR EACH CHASE.
9. SEE THE ARCHITECTURAL DRAWINGS FOR ALL MOUNTING HEIGHTS.
10. REFER TO THE ARCHITECTURAL DRAWINGS FOR FLOOR DRAIN LOCATIONS AND FLOOR SLOPES IF PRESENT. ALL FLOOR DRAINS ARE 2" TYPE 1 UNLESS NOTED OTHERWISE.
11. ROUTE DRAIN PIPING FROM WATER HEATERS, AIR HANDLERS OR EQUIPMENT TO FLOOR DRAINS. PROVIDE PROPER TRAPS.
12. ROUTE NO PIPING OVER ELECTRICAL EQUIPMENT.
13. FIRE SPRINKLER SHALL BE PROVIDED FOR ALL AREAS OF THE BUILDING PER NFPA. THIS INCLUDES A PROTECTED OR DRY SYSTEM FOR ANY UNHEATED AREAS. NO PIPE SHALL BE EXPOSED TO FREEZING TEMPERATURES.

LEGEND:

(1) CLASS 1MANUAL STANDPIPE WITH VALVE.

(2) 3/4" CW UP TO ROOF HYDRANT.

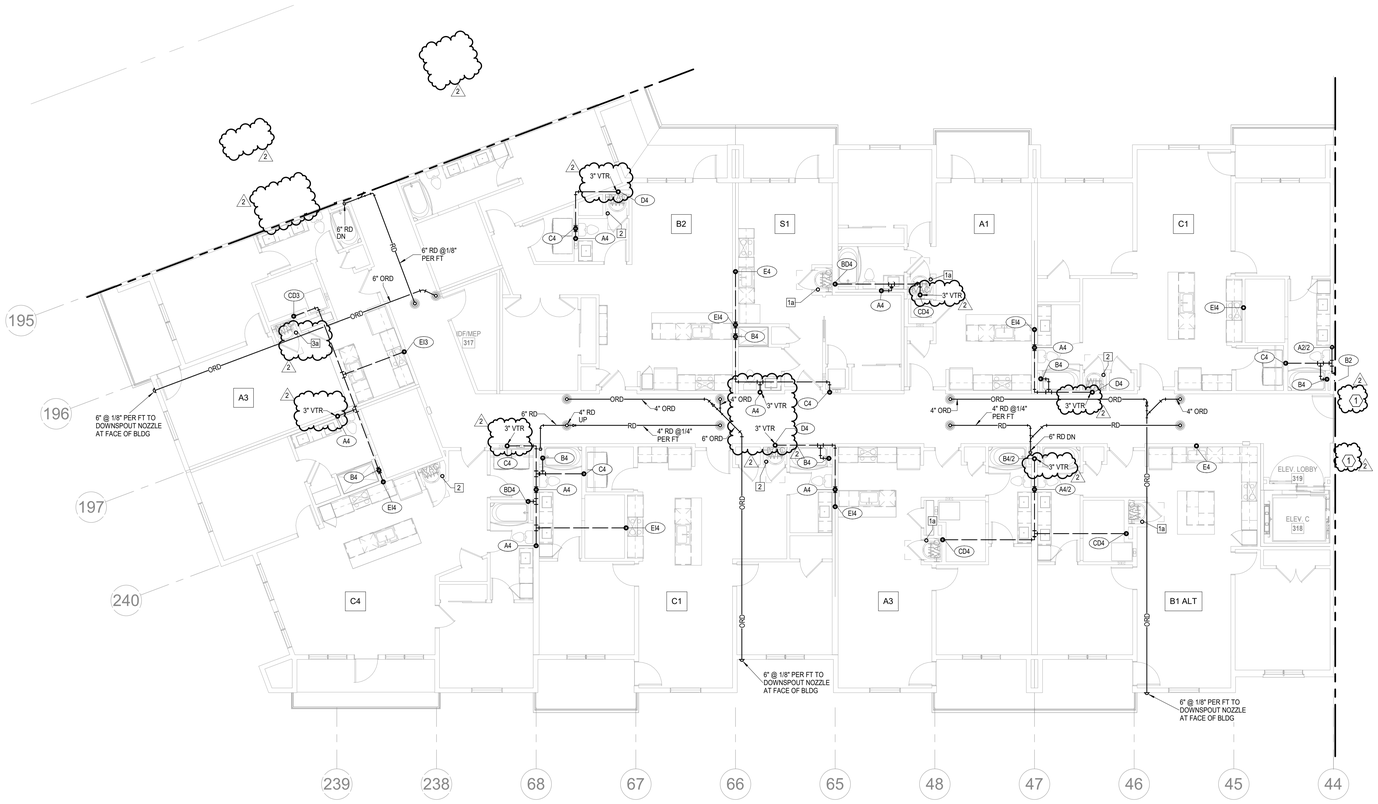

NORTH

1 4TH FLOOR - SEGMENT C

PLUMBING
1/8" = 1'-0"

NSPJ ARCHITECTS
ARCHITECTURE LANDSCAPE ARCHITECTURE ENERGY SERVICES
P. 913.831.1415
F. 913.831.1563
NSPJARCH.COM
© COPYRIGHT 2023

STATE OF MISSOURI
RICHARD R. BEARDMORE
NUMBER
PROFESSIONAL ENGINEER

04/28/2023

A NEW RESIDENTIAL COMMUNITY AT:

TRILOGY

800 & 810 NW WARD RD. | LEE'S SUMMIT, MO

DRAWING RELEASE LOG
• 03.15.2023 - PERMIT SUBMITTAL

△ REVISIONS
2 23 0428 ADD 1/CC 2

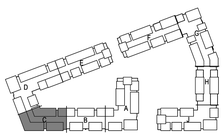

NORTH

KEY PLAN

NO SCALE

LS&A
Latimer Sommers & Associates P.A.
CONSULTING ENGINEERS
3639 SW Summerfield Drive, Suite A
Topeka, Kansas 66614-3974
8625 College Boulevard, Suite 102
Overland Park, Kansas 66210
Telephone: (785) 233-3232
Email: lsapa@lsapa.com
LSA PROJECT NO. 2204061

JOB NO. 705921
DATE 03.15.2023
DRAWN BY LSA CAD
4/28/2023 ADDENDUM 1/ CITY COMMENTS #2
SHEET NAME SEGMENT C - 4TH FLOOR - PLUMBING
SHEET NO. P1.12

5/1/2023 3:51:15 PM

ARCH E1.30" x 42"

NOTES:
1. COORDINATE WITH OTHER SUB-CONTRACTORS FOR PLACEMENT OF WORK PRIOR TO INSTALLATION BEGINNING.
2. ALL DRAIN, WASTE AND VENT PIPING IS 2" UNLESS NOTED OTHERWISE. ALL 2" AND 3" WASTE SLOPE AT ¼" PER FT. PIPING 4" AND GREATER MAY BE AT 1/8" PER FT UNLESS NOTED OTHERWISE.
3. ANY BELOW SLAB SUPPLY PIPING SHALL BE PEX WITH NO JOINTS.
4. ALL SUPPLY PIPING IS ½" UNLESS NOTED OTHERWISE OR REQUIRED BY THE PLUMBING CODE.
5. CONNECT ALL APPLIANCES OR EQUIPMENT PER MANUFACTURER'S INSTRUCTIONS.
6. ALL PLUMBING VENTS SHALL BE 10 FEET FROM OPENINGS OR INTAKES.
7. THERE SHALL BE NO PVC WITHIN RETURN AIR PLENUMS.
8. ALL FIXTURES SHALL HAVE AIR CHAMBERS OR BLADDER TYPE SHOCK SUPPRESSORS FOR EACH CHASE.
9. SEE THE ARCHITECTURAL DRAWINGS FOR ALL MOUNTING HEIGHTS.
10. REFER TO THE ARCHITECTURAL DRAWINGS FOR FLOOR DRAIN LOCATIONS AND FLOOR SLOPES IF PRESENT. ALL FLOOR DRAINS ARE 2" TYPE 1 UNLESS NOTED OTHERWISE.
11. ROUTE DRAIN PIPING FROM WATER HEATERS, AIR HANDLERS OR EQUIPMENT TO FLOOR DRAINS. PROVIDE PROPER TRAPS.
12. ROUTE NO PIPING OVER ELECTRICAL EQUIPMENT.
13. FIRE SPRINKLER SHALL BE PROVIDED FOR ALL AREAS OF THE BUILDING PER NFPA. THIS INCLUDES A PROTECTED OR DRY SYSTEM FOR ANY UNHEATED AREAS. NO PIPE SHALL BE EXPOSED TO FREEZING TEMPERATURES.

ARCHITECTURE
LANDSCAPE ARCHITECTURE
ENERGY SERVICES

NSPJ ARCHITECTS, Inc.
3515 W. 75TH ST., SUITE 201
PRAIRIE VILLAGE, KS 66208
P. 913.831.1415
F. 913.831.1563
NSPJARCH.COM

© COPYRIGHT 2023

STATE OF MISSOURI
RICHARD R. BEARDMORE
NUMBER
PROFESSIONAL ENGINEER

03/15/2023

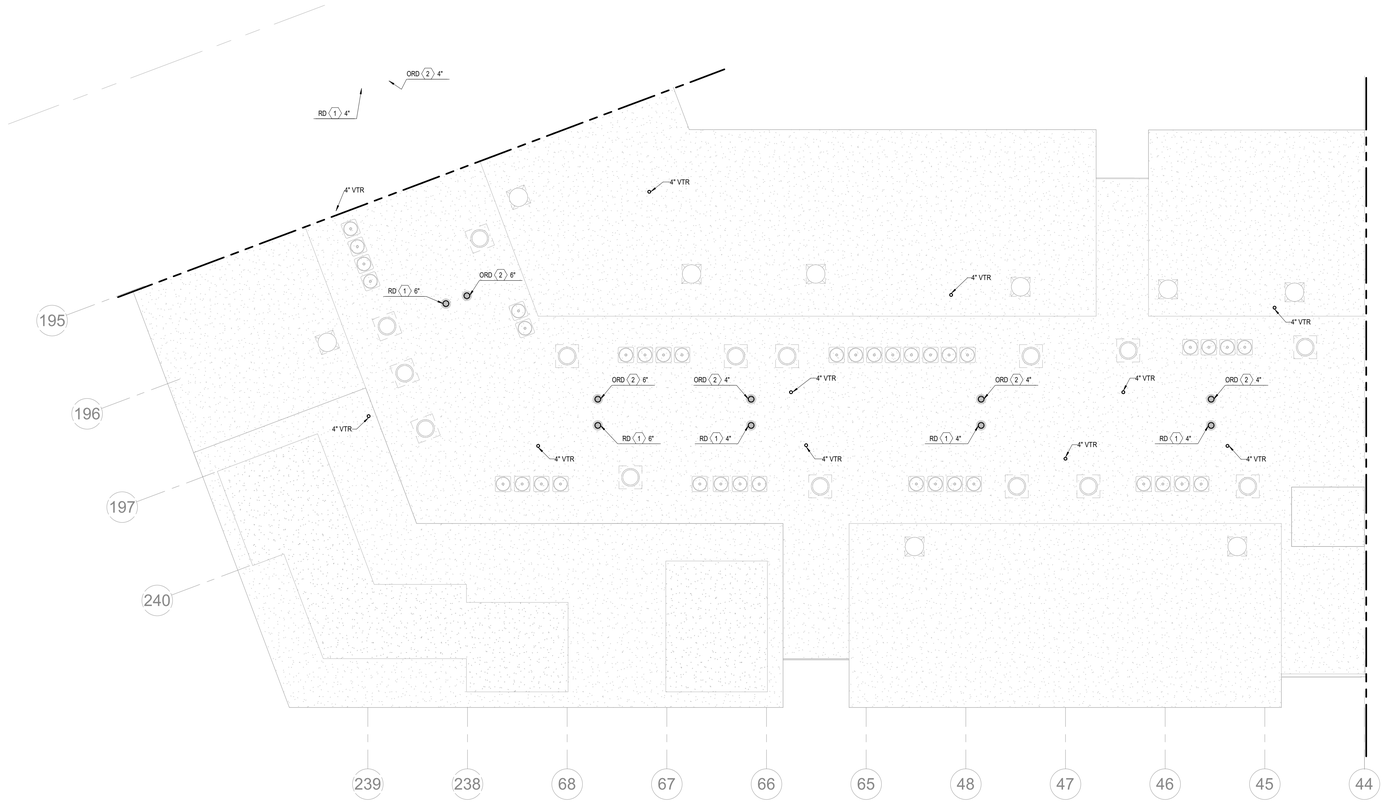

NORTH

1 ROOF PLAN - SEGMENT C

PLUMBING
1/8" = 1'-0"

A NEW RESIDENTIAL COMMUNITY AT:

TRILOGY

800 & 810 NW WARD RD. | LEE'S SUMMIT, MO

DRAWING RELEASE LOG
• 03.15.2023 - PERMIT SUBMITTAL

△REVISIONS

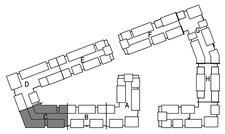

NORTH

KEY PLAN

LS&A
Latimer Sommers & Associates P.A.
CONSULTING ENGINEERS
3639 SW Summerfield Drive, Suite A
Topeka, Kansas 6614-3974
8625 College Boulevard, Suite 102
Overland Park, Kansas 66210
Telephone: (785) 233-3232
Email: lsapa@lsapa.com
LSA PROJECT NO. 2204061

JOB.NO. 705921
DATE 03.15.2023
DRAWN BY LSA CAD
4/11/2023 CITY COMMENTS
SHEET NAME SEGMENT C - ROOF PLAN - PLUMBING
SHEET NO. P1.13

4/13/2023 9:10:37 PM

ARCH E1.50" x 42"

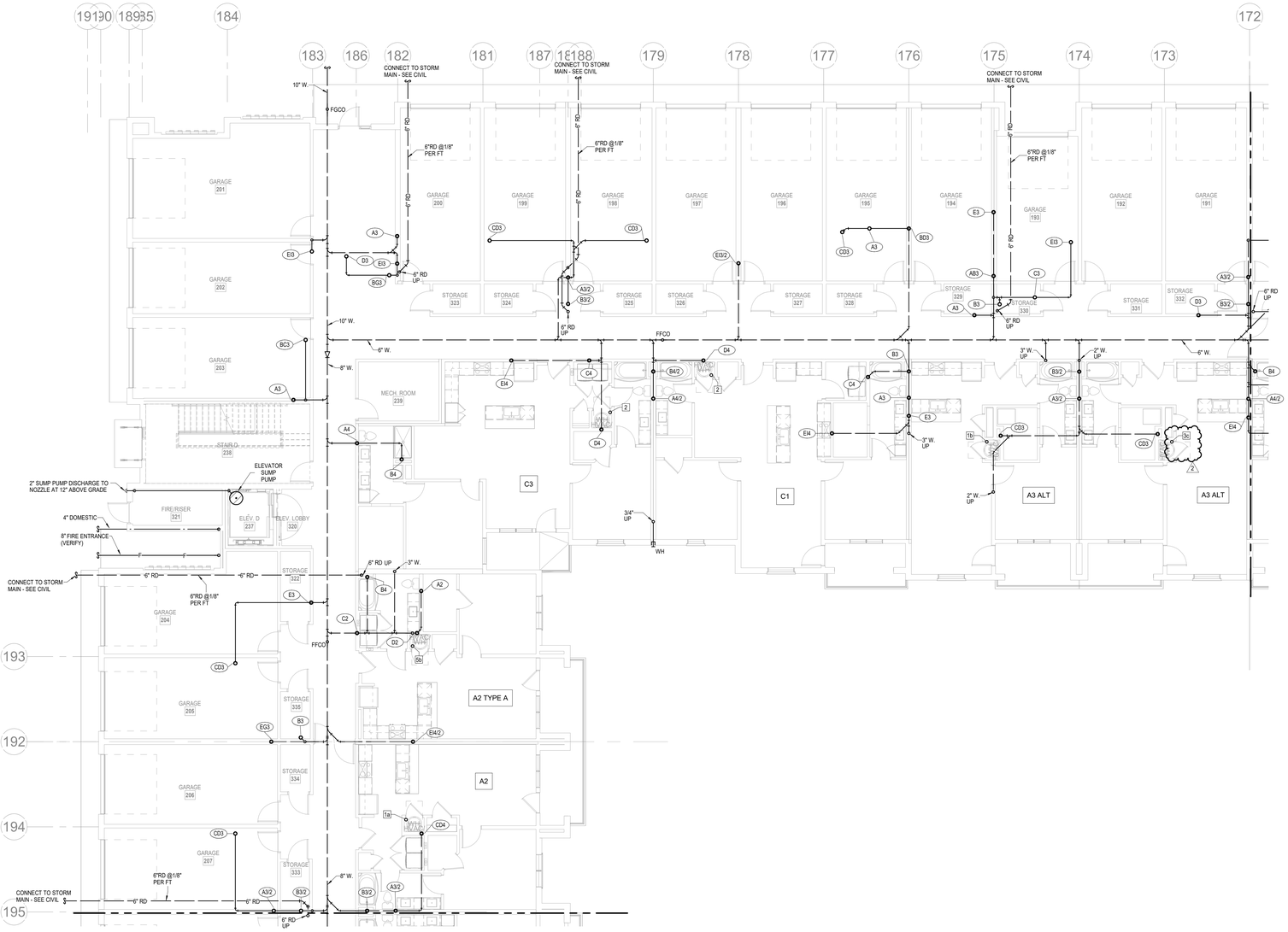

1 1ST FLOOR - SEGMENT D

PLUMBING

1/8" = 1'-0"

NORTH

NOTES:

1. COORDINATE WITH OTHER SUB-CONTRACTORS FOR PLACEMENT OF WORK PRIOR TO INSTALLATION BEGINNING.
2. ALL DRAIN, WASTE AND VENT PIPING IS 2" UNLESS NOTED OTHERWISE. ALL 2" AND 3" WASTE SLOPE AT ¼" PER FT. PIPING 4" AND GREATER MAY BE AT 1/8" PER FT UNLESS NOTED OTHERWISE.
3. ANY BELOW SLAB SUPPLY PIPING SHALL BE PEX WITH NO JOINTS.
4. ALL SUPPLY PIPING IS ½" UNLESS NOTED OTHERWISE OR REQUIRED BY THE PLUMBING CODE.
5. CONNECT ALL APPLIANCES OR EQUIPMENT PER MANUFACTURER'S INSTRUCTIONS.
6. ALL PLUMBING VENTS SHALL BE 10 FEET FROM OPENINGS OR INTAKES.
7. THERE SHALL BE NO PVC WITHIN RETURN AIR PLENUMS.
8. ALL FIXTURES SHALL HAVE EXPANSION COMPENSATOR OR BLADDER TYPE SHOCK SUPPRESSORS FOR EACH CHASE.
9. SEE THE ARCHITECTURAL DRAWINGS FOR ALL MOUNTING HEIGHTS.
10. REFER TO THE ARCHITECTURAL DRAWINGS FOR FLOOR DRAIN LOCATIONS AND FLOOR SLOPES IF PRESENT. ALL FLOOR DRAINS ARE 2" TYPE 1 UNLESS NOTED OTHERWISE.
11. ROUTE DRAIN PIPING FROM WATER HEATERS, AIR HANDLERS OR EQUIPMENT TO FLOOR DRAINS. PROVIDE PROPER TRAPS.
12. ROUTE NO PIPING OVER ELECTRICAL EQUIPMENT.
13. FIRE SPRINKLER SHALL BE PROVIDED FOR ALL AREAS OF THE BUILDING PER NFPA. THIS INCLUDES A PROTECTED OR DRY SYSTEM FOR ANY UNHEATED AREAS. NO PIPE SHALL BE EXPOSED TO FREEZING TEMPERATURES.

LEGEND:

1. CLASS 1MANUAL STANDPIPE WITH VALVE.
2. 3/4" CW UP TO ROOF HYDRANT.

NSPJ ARCHITECTS, Inc.
ARCHITECTURE
LANDSCAPE ARCHITECTURE
ENERGY SERVICES
3515 W. 75TH ST., SUITE 201
PRAIRIE VILLAGE, KS 66208
P. 913.831.1415
F. 913.831.1563
NSPJARCH.COM
© COPYRIGHT 2023

STATE OF MISSOURI
RICHARD R. BEARDMORE
NUMBER
PROFESSIONAL ENGINEER

04/28/2023

A NEW RESIDENTIAL COMMUNITY AT:

TRILOGY

800 & 810 NW WARD RD. | LEE'S SUMMIT, MO

DRAWING RELEASE LOG
- 03.15.2023 - PERMIT SUBMITTAL

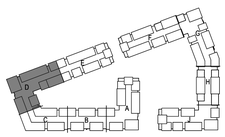

NORTH

KEY PLAN

NO SCALE

REVISIONS
2 23.0428 ADD 1/CC 2

LS&A
Lastimer Sommers & Associates P.A.
CONSULTING ENGINEERS
3639 SW Summerfield Drive, Suite A
Topeka, Kansas 6614-3974
8625 College Boulevard, Suite 102
Overland Park, Kansas 66210
Telephone: (785) 233-3232
Email: lsapa@lsapa.com
LSA PROJECT NO. 2204061

JOB NO. 705921
DATE 03.15.2023
DRAWN BY LSA CAD
4/28/2023 ADDENDUM 1/ CITY COMMENTS #2
SHEET NAME SEGMENT D - 1ST FLOOR - PLUMBING
SHEET NO. P1.14

5/1/2023 3:51:18 PM

ARCH E1 30" x 42"

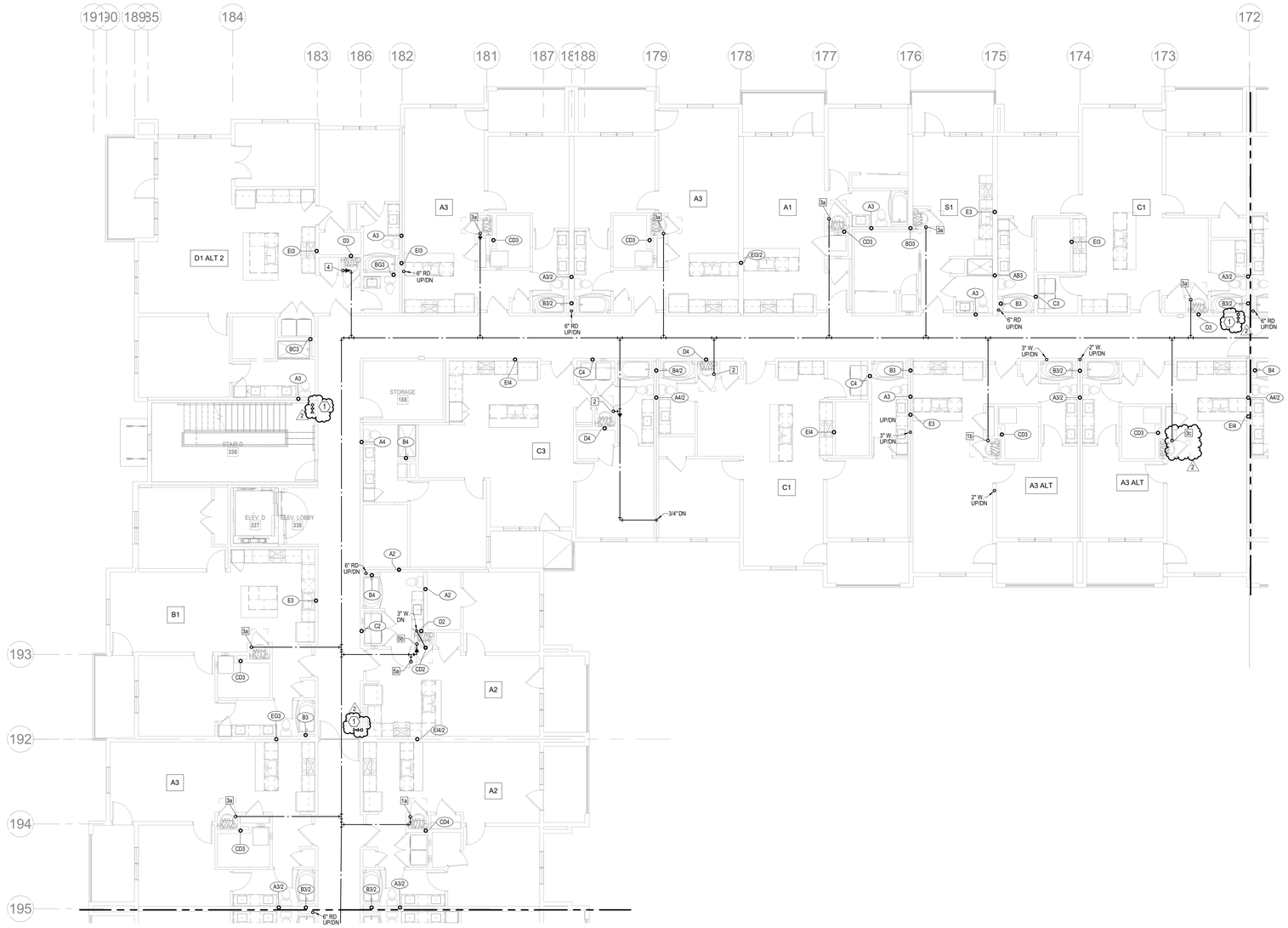

1 **2ND FLOOR - SEGMENT D**
PLUMBING
1/8" = 1'-0"

NORTH

NOTES:

1. COORDINATE WITH OTHER SUB-CONTRACTORS FOR PLACEMENT OF WORK PRIOR TO INSTALLATION BEGINNING.
2. ALL DRAIN, WASTE AND VENT PIPING IS 2" UNLESS NOTED OTHERWISE. ALL 2" AND 3" WASTE SLOPE AT ¼" PER FT. PIPING 4" AND GREATER MAY BE AT 1/8" PER FT UNLESS NOTED OTHERWISE.
3. ANY BELOW SLAB SUPPLY PIPING SHALL BE PEX WITH NO JOINTS.
4. ALL SUPPLY PIPING IS ½" UNLESS NOTED OTHERWISE OR REQUIRED BY THE PLUMBING CODE.
5. CONNECT ALL APPLIANCES OR EQUIPMENT PER MANUFACTURER'S INSTRUCTIONS.
6. ALL PLUMBING VENTS SHALL BE 10 FEET FROM OPENINGS OR INTAKES.
7. THERE SHALL BE NO PVC WITHIN RETURN AIR PLENUMS.
8. ALL FIXTURES SHALL HAVE EXPANSION COMPENSATOR OR BLADDER TYPE SHOCK SUPPRESSORS FOR EACH CHASE.
9. SEE THE ARCHITECTURAL DRAWINGS FOR ALL MOUNTING HEIGHTS.
10. REFER TO THE ARCHITECTURAL DRAWINGS FOR FLOOR DRAIN LOCATIONS AND FLOOR SLOPES IF PRESENT. ALL FLOOR DRAINS ARE 2" TYPE 1 UNLESS NOTED OTHERWISE.
11. ROUTE DRAIN PIPING FROM WATER HEATERS, AIR HANDLERS OR EQUIPMENT TO FLOOR DRAINS. PROVIDE PROPER TRAPS.
12. ROUTE NO PIPING OVER ELECTRICAL EQUIPMENT.
13. FIRE SPRINKLER SHALL BE PROVIDED FOR ALL AREAS OF THE BUILDING PER NFPA. THIS INCLUDES A PROTECTED OR DRY SYSTEM FOR ANY UNHEATED AREAS. NO PIPE SHALL BE EXPOSED TO FREEZING TEMPERATURES.

LEGEND:

1. CLASS 1MANUAL STANDPIPE WITH VALVE.
2. 3/4" CW UP TO ROOF HYDRANT.

NSPJ ARCHITECTS
ARCHITECTURE LANDSCAPE ARCHITECTURE ENERGY SERVICES
3515 W. 75TH ST., SUITE 201
PRAIRIE VILLAGE, KS 66208
P. 913.831.1415
F. 913.831.1563
NSPJARCH.COM
© COPYRIGHT 2023

STATE OF MISSOURI
RICHARD R. BEARDMORE
NUMBER
PROFESSIONAL ENGINEER
04/28/2023

A NEW RESIDENTIAL COMMUNITY AT:
TRILOGY
800 & 810 NW WARD RD. | LEE'S SUMMIT, MO

DRAWING RELEASE LOG
• 03.15.2023 - PERMIT SUBMITTAL

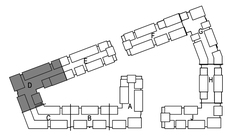

NORTH

KEY PLAN
NO SCALE

△REVISIONS
2 23.0428 ADD 1/CC 2

LS&A
Latimer Sommers & Associates P.A.
CONSULTING ENGINEERS
3639 SW Summerfield Drive, Suite A
Topeka, Kansas 66614-3974
8625 College Boulevard, Suite 102
Overland Park, Kansas 66210
Telephone: (785) 233-3232
Email: lsapa@lsapa.com
LSA PROJECT NO. 2204061

JOB NO. 705921
DATE 03.15.2023
DRAWN BY LSA CAD
4/28/2023 ADDENDUM 1/ CITY COMMENTS #2
SHEET NAME SEGMENT D - 2ND FLOOR - PLUMBING
SHEET NO. P1.15

5/1/2023 3:51:21 PM

ARCH E1 30" x 42"

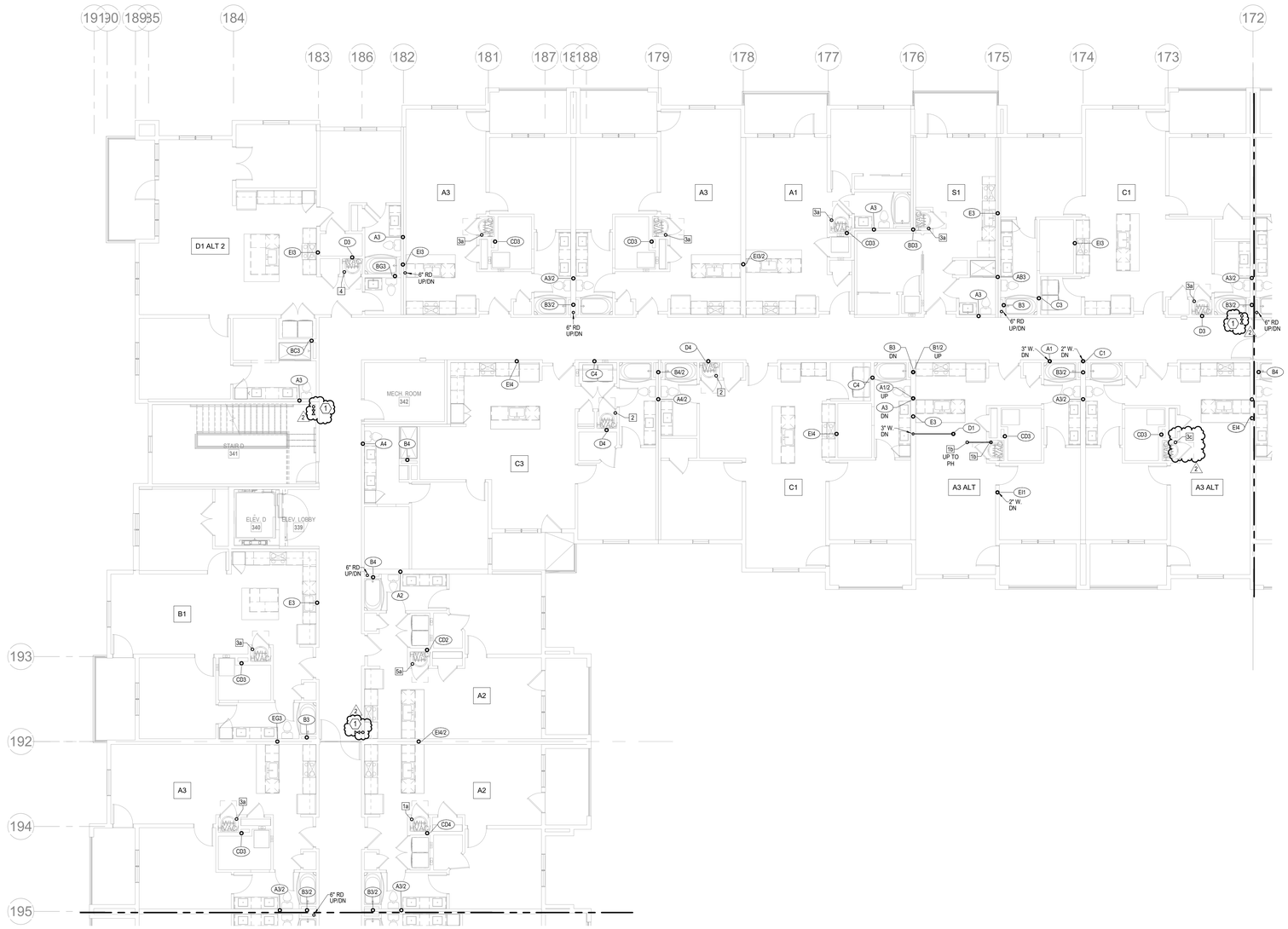

1 3RD FLOOR - SEGMENT D
PLUMBING
1/8" = 1'-0"

NORTH

NOTES:

1. COORDINATE WITH OTHER SUB-CONTRACTORS FOR PLACEMENT OF WORK PRIOR TO INSTALLATION BEGINNING.
2. ALL DRAIN, WASTE AND VENT PIPING IS 2" UNLESS NOTED OTHERWISE. ALL 2" AND 3" WASTE SLOPE AT ¼" PER FT. PIPING 4" AND GREATER MAY BE AT 1/8" PER FT UNLESS NOTED OTHERWISE.
3. ANY BELOW SLAB SUPPLY PIPING SHALL BE PEX WITH NO JOINTS.
4. ALL SUPPLY PIPING IS ½" UNLESS NOTED OTHERWISE OR REQUIRED BY THE PLUMBING CODE.
5. CONNECT ALL APPLIANCES OR EQUIPMENT PER MANUFACTURER'S INSTRUCTIONS.
6. ALL PLUMBING VENTS SHALL BE 10 FEET FROM OPENINGS OR INTAKES.
7. THERE SHALL BE NO PVC WITHIN RETURN AIR PLENUMS.
8. ALL FIXTURES SHALL HAVE EXPANSION COMPENSATOR OR BLADDER TYPE SHOCK SUPPRESSORS FOR EACH CHASE.
9. SEE THE ARCHITECTURAL DRAWINGS FOR ALL MOUNTING HEIGHTS.
10. REFER TO THE ARCHITECTURAL DRAWINGS FOR FLOOR DRAIN LOCATIONS AND FLOOR SLOPES IF PRESENT. ALL FLOOR DRAINS ARE 2" TYPE 1 UNLESS NOTED OTHERWISE.
11. ROUTE DRAIN PIPING FROM WATER HEATERS, AIR HANDLERS OR EQUIPMENT TO FLOOR DRAINS. PROVIDE PROPER TRAPS.
12. ROUTE NO PIPING OVER ELECTRICAL EQUIPMENT.
13. FIRE SPRINKLER SHALL BE PROVIDED FOR ALL AREAS OF THE BUILDING PER NFPA. THIS INCLUDES A PROTECTED OR DRY SYSTEM FOR ANY UNHEATED AREAS. NO PIPE SHALL BE EXPOSED TO FREEZING TEMPERATURES.

LEGEND:

1. CLASS 1MANUAL STANDPIPE WITH VALVE.
2. 3/4" CW UP TO ROOF HYDRANT.

NSPJ ARCHITECTS
ARCHITECTURE
LANDSCAPE ARCHITECTURE
ENERGY SERVICES
3515 W. 75TH ST., SUITE 201
PRAIRIE VILLAGE, KS 66208
P. 913.831.1415
F. 913.831.1563
NSPJARCH.COM
© COPYRIGHT 2023

STATE OF MISSOURI
RICHARD R. BEARDMORE
NUMBER 2010018744
PROFESSIONAL ENGINEER
04/28/2023

A NEW RESIDENTIAL COMMUNITY AT:
TRILOGY
800 & 810 NW WARD RD. | LEE'S SUMMIT, MO

DRAWING RELEASE LOG
- 03.15.2023 - PERMIT SUBMITTAL

△ REVISIONS
2 23 0428 ADD 1/CC 2

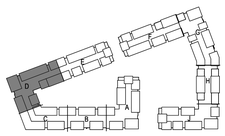

KEY PLAN
NO SCALE

NORTH

LS&A
Latimer Sommers & Associates P.A.
CONSULTING ENGINEERS
3639 SW Summerfield Drive, Suite A
Topeka, Kansas 66614-3974
8625 College Boulevard, Suite 102
Overland Park, Kansas 66210
Telephone: (785) 233-3232
Email: lsapa@lsapa.com
LSA PROJECT NO. 2204061

JOB NO. 705921
DATE 03.15.2023
DRAWN BY LSA CAD
4/28/2023 ADDENDUM 1/ CITY COMMENTS #2
SHEET NAME SEGMENT D - 3RD FLOOR - PLUMBING
SHEET NO. P1.16

5/1/2023 3:51:24 PM

ARCH E1 30" x 42"

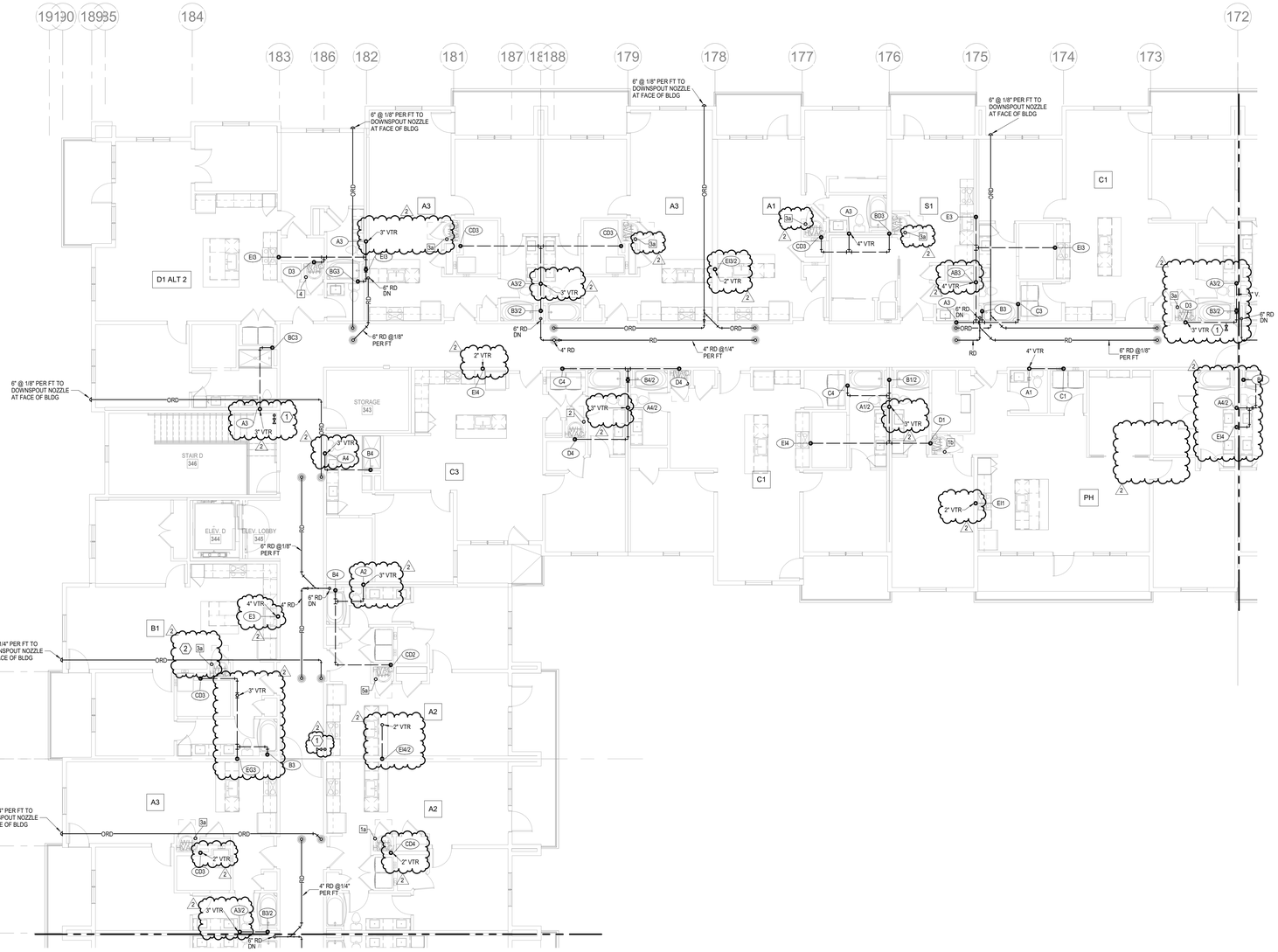

1 4TH FLOOR - SEGMENT D

PLUMBING
1/8" = 1'-0"

NORTH

NOTES:
1. COORDINATE WITH OTHER SUB-CONTRACTORS FOR PLACEMENT OF WORK PRIOR TO INSTALLATION BEGINNING.
2. ALL DRAIN, WASTE AND VENT PIPING IS 2" UNLESS NOTED OTHERWISE. ALL 2" AND 3" WASTE SLOPE AT ¼" PER FT. PIPING 4" AND GREATER MAY BE AT 1/8" PER FT UNLESS NOTED OTHERWISE.
3. ANY BELOW SLAB SUPPLY PIPING SHALL BE PEX WITH NO JOINTS.
4. ALL SUPPLY PIPING IS ½" UNLESS NOTED OTHERWISE OR REQUIRED BY THE PLUMBING CODE.
5. CONNECT ALL APPLIANCES OR EQUIPMENT PER MANUFACTURER'S INSTRUCTIONS.
6. ALL PLUMBING VENTS SHALL BE 10 FEET FROM OPENINGS OR INTAKES.
7. THERE SHALL BE NO PVC WITHIN RETURN AIR PLENUMS.
8. ALL FIXTURES SHALL HAVE EXPANSION COMPENSATOR OR BLADDER TYPE SHOCK SUPPRESSORS FOR EACH CHASE.
9. SEE THE ARCHITECTURAL DRAWINGS FOR ALL MOUNTING HEIGHTS.
10. REFER TO THE ARCHITECTURAL DRAWINGS FOR FLOOR DRAIN LOCATIONS AND FLOOR SLOPES IF PRESENT. ALL FLOOR DRAINS ARE 2" TYPE 1 UNLESS NOTED OTHERWISE.
11. ROUTE DRAIN PIPING FROM WATER HEATERS, AIR HANDLERS OR EQUIPMENT TO FLOOR DRAINS. PROVIDE PROPER TRAPS.
12. ROUTE NO PIPING OVER ELECTRICAL EQUIPMENT.
13. FIRE SPRINKLER SHALL BE PROVIDED FOR ALL AREAS OF THE BUILDING PER NFPA. THIS INCLUDES A PROTECTED OR DRY SYSTEM FOR ANY UNHEATED AREAS. NO PIPE SHALL BE EXPOSED TO FREEZING TEMPERATURES.

LEGEND:
(1) CLASS 1MANUAL STANDPIPE WITH VALVE.
(2) 3/4" CW UP TO ROOF HYDRANT.

NSPJ
ARCHITECTS, Inc.
ARCHITECTURE
LANDSCAPE ARCHITECTURE
ENERGY SERVICES
3515 W. 75TH ST., SUITE 201
PRAIRIE VILLAGE, KS 66208
P. 913.831.1415
F. 913.831.1563
NSPJARCH.COM

© COPYRIGHT 2023

STATE OF MISSOURI
RICHARD R. BEARDMORE
NUMBER 2010019744
PROFESSIONAL ENGINEER
04/28/2023

A NEW RESIDENTIAL COMMUNITY AT:

TRILOGY

800 & 810 NW WARD RD. | LEE'S SUMMIT, MO

DRAWING RELEASE LOG
• 03.15.2023 - PERMIT SUBMITTAL

△REVISIONS
2 23.0428 ADD 1/CC 2

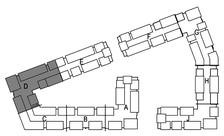

KEY PLAN

NO SCALE

NORTH

LS&A
Latimer Sommers & Associates P.A.
CONSULTING ENGINEERS
3639 SW Summerfield Drive, Suite A
Topeka, Kansas 66614-3974
8625 College Boulevard, Suite 102
Overland Park, Kansas 66210
Telephone: (785) 233-3232
Email: lsapa@lsapa.com

LSA PROJECT NO. 2204061

JOB NO. 705921
DATE 03.15.2023
DRAWN BY LSA CAD
4/28/2023 ADDENDUM 1/ CITY COMMENTS #2
SHEET NAME SEGMENT D - 4TH FLOOR - PLUMBING
SHEET NO. P1.17

5/1/2023 3:51:27 PM

ARCH E1.30" x 42"

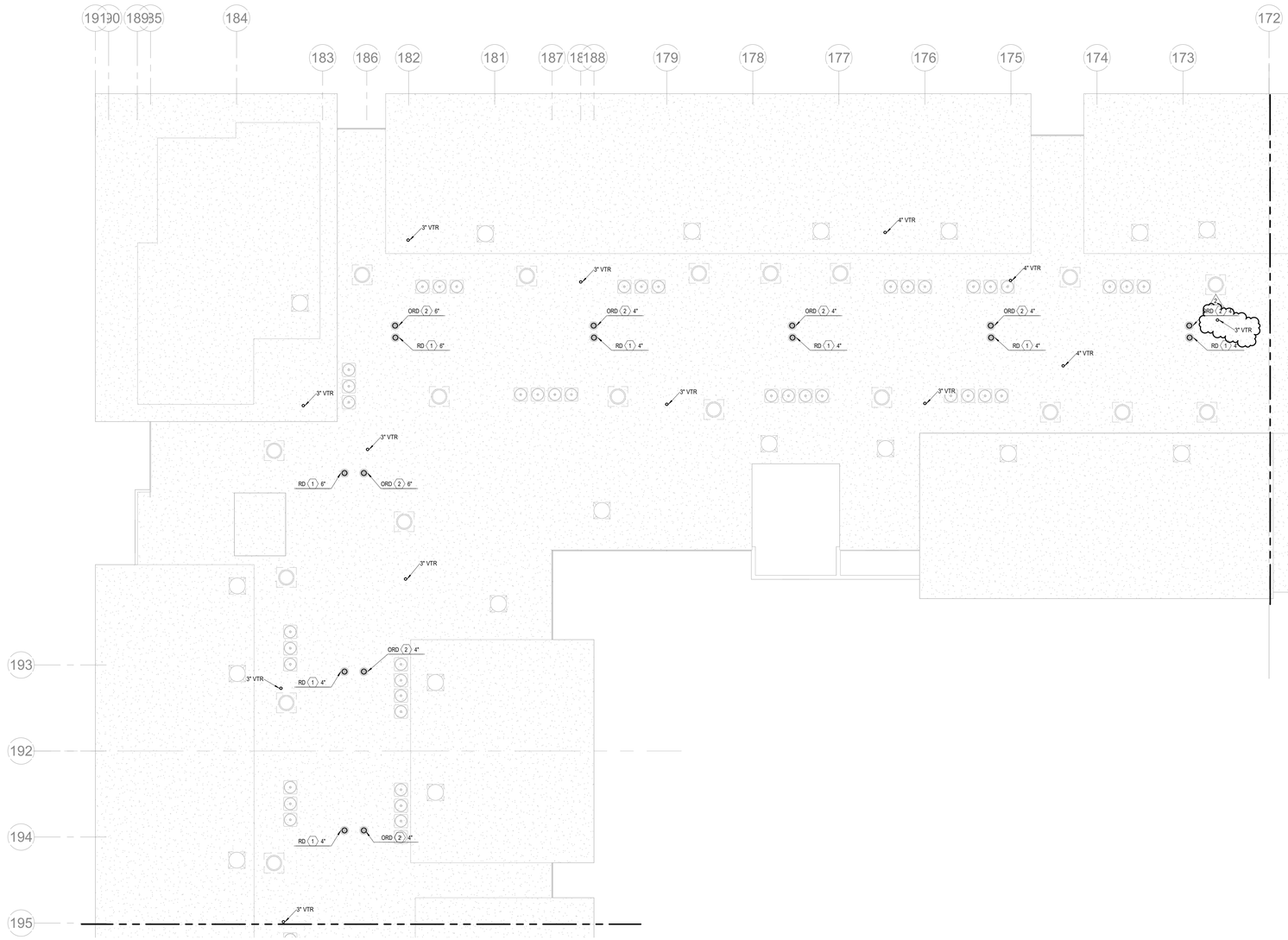

NORTH

1 ROOF PLAN - SEGMENT D

PLUMBING
1/8" = 1'-0"

NOTES:

1. COORDINATE WITH OTHER SUB-CONTRACTORS FOR PLACEMENT OF WORK PRIOR TO INSTALLATION BEGINNING.
2. ALL DRAIN, WASTE AND VENT PIPING IS 2" UNLESS NOTED OTHERWISE. ALL 2" AND 3" WASTE SLOPE AT ¼" PER FT. PIPING 4" AND GREATER MAY BE AT 1/8" PER FT UNLESS NOTED OTHERWISE.
3. ANY BELOW SLAB SUPPLY PIPING SHALL BE PEX WITH NO JOINTS.
4. ALL SUPPLY PIPING IS ½" UNLESS NOTED OTHERWISE OR REQUIRED BY THE PLUMBING CODE.
5. CONNECT ALL APPLIANCES OR EQUIPMENT PER MANUFACTURER'S INSTRUCTIONS.
6. ALL PLUMBING VENTS SHALL BE 10 FEET FROM OPENINGS OR INTAKES.
7. THERE SHALL BE NO PVC WITHIN RETURN AIR PLENUMS.
8. ALL FIXTURES SHALL HAVE EXPANSION COMPENSATOR OR BLADDER TYPE SHOCK SUPPRESSORS FOR EACH CHASE.
9. SEE THE ARCHITECTURAL DRAWINGS FOR ALL MOUNTING HEIGHTS.
10. REFER TO THE ARCHITECTURAL DRAWINGS FOR FLOOR DRAIN LOCATIONS AND FLOOR SLOPES IF PRESENT. ALL FLOOR DRAINS ARE 2" TYPE 1 UNLESS NOTED OTHERWISE.
11. ROUTE DRAIN PIPING FROM WATER HEATERS, AIR HANDLERS OR EQUIPMENT TO FLOOR DRAINS. PROVIDE PROPER TRAPS.
12. ROUTE NO PIPING OVER ELECTRICAL EQUIPMENT.
13. FIRE SPRINKLER SHALL BE PROVIDED FOR ALL AREAS OF THE BUILDING PER NFPA. THIS INCLUDES A PROTECTED OR DRY SYSTEM FOR ANY UNHEATED AREAS. NO PIPE SHALL BE EXPOSED TO FREEZING TEMPERATURES.

LEGEND:

(1) CLASS 1MANUAL STANDPIPE WITH VALVE.

(2) 3/4" CW UP TO ROOF HYDRANT.

ARCHITECTURE
LANDSCAPE ARCHITECTURE
ENERGY SERVICES

NSPJ ARCHITECTS, Inc.
3515 W. 75TH ST., SUITE 201
PRAIRIE VILLAGE, KS 66208
P. 913.831.1415
F. 913.831.1563
NSPJARCH.COM

© COPYRIGHT 2023

STATE OF MISSOURI
REGISTERED
RICHARD R. BEARDMORE
NUMBER 2010018010
PROFESSIONAL ENGINEER

04/28/2023

A NEW RESIDENTIAL COMMUNITY AT:

TRILOGY

800 & 810 NW WARD RD. | LEE'S SUMMIT, MO

DRAWING RELEASE LOG
• 03.15.2023 - PERMIT SUBMITTAL

△REVISIONS
2 23 0428 ADD 1/CC 2

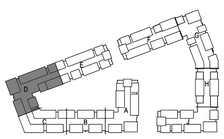

NORTH

KEY PLAN

NO SCALE

LS&A
Latimer Sommers & Associates P.A.
CONSULTING ENGINEERS
3639 SW Summerfield Drive, Suite A
Topeka, Kansas 6614-3974
8625 College Boulevard, Suite 102
Overland Park, Kansas 66210
Telephone: (785) 233-3232
Email: lsapa@lsapa.com
LSA PROJECT NO. 2204061

JOB NO. 705921
DATE 03.15.2023
DRAWN BY LSA CAD
4/28/2023 ADDENDUM 1/ CITY COMMENTS #2
SHEET NAME
SEGMENT D - ROOF PLAN - PLUMBING
SHEET NO.
P1.18

5/1/2023 3:51:30 PM

ARCH E1.30" x 42"

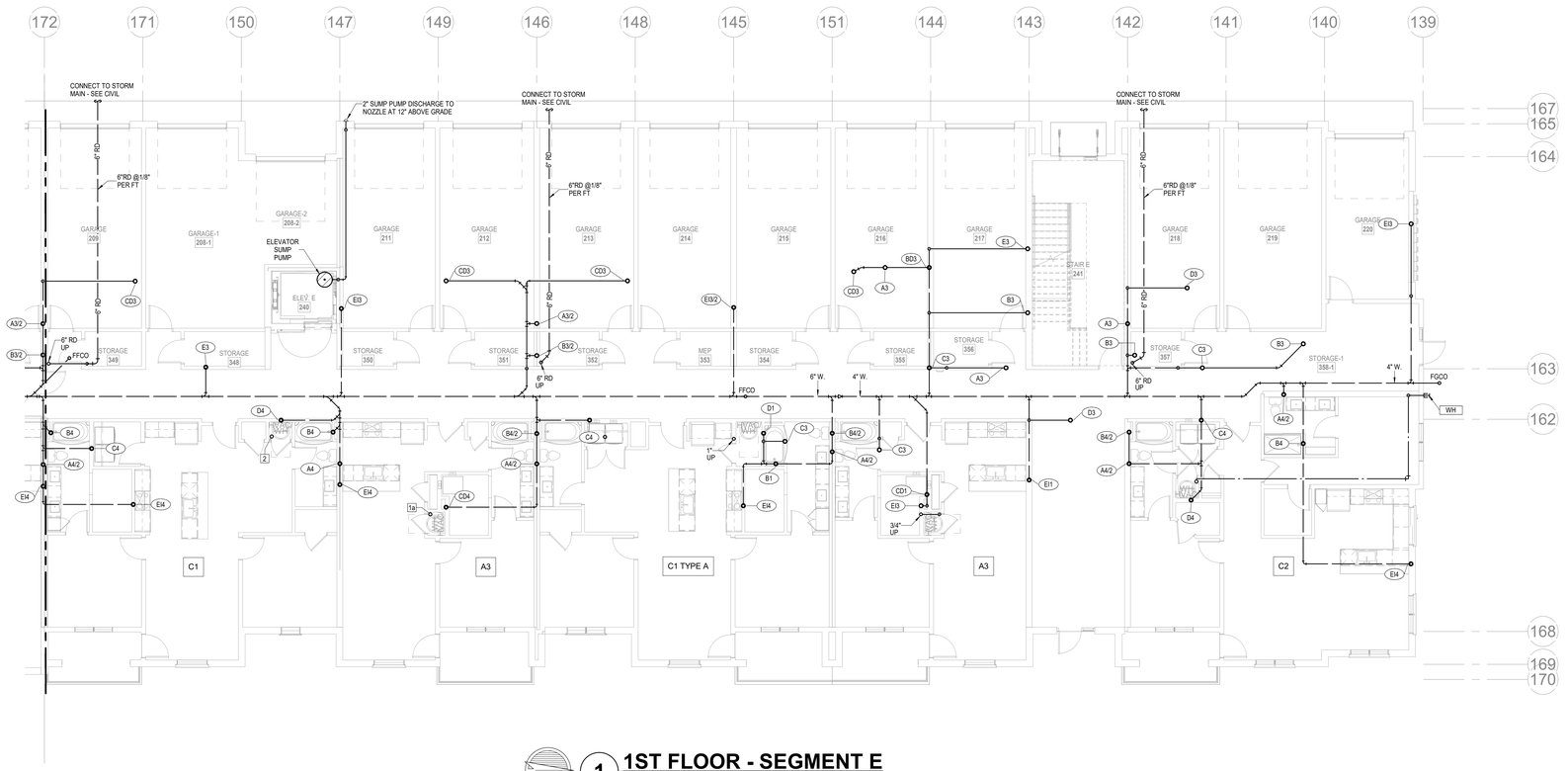

NORTH

1 1ST FLOOR - SEGMENT E

PLUMBING

1/8" = 1'-0"

NOTES:

1. COORDINATE WITH OTHER SUB-CONTRACTORS FOR PLACEMENT OF WORK PRIOR TO INSTALLATION BEGINNING.
2. ALL DRAIN, WASTE AND VENT PIPING IS 2" UNLESS NOTED OTHERWISE. ALL 2" AND 3" WASTE SLOPE AT ¼" PER FT. PIPING 4" AND GREATER MAY BE AT 1/8" PER FT UNLESS NOTED OTHERWISE.
3. ANY BELOW SLAB SUPPLY PIPING SHALL BE PEX WITH NO JOINTS.
4. ALL SUPPLY PIPING IS ½" UNLESS NOTED OTHERWISE OR REQUIRED BY THE PLUMBING CODE.
5. CONNECT ALL APPLIANCES OR EQUIPMENT PER MANUFACTURER'S INSTRUCTIONS.
6. ALL PLUMBING VENTS SHALL BE 10 FEET FROM OPENINGS OR INTAKES.
7. THERE SHALL BE NO PVC WITHIN RETURN AIR PLENUMS.
8. ALL FIXTURES SHALL HAVE AIR CHAMBERS OR BLADDER TYPE SHOCK SUPPRESSORS FOR EACH CHASE.
9. SEE THE ARCHITECTURAL DRAWINGS FOR ALL MOUNTING HEIGHTS.
10. REFER TO THE ARCHITECTURAL DRAWINGS FOR FLOOR DRAIN LOCATIONS AND FLOOR SLOPES IF PRESENT. ALL FLOOR DRAINS ARE 2" TYPE 1 UNLESS NOTED OTHERWISE.
11. ROUTE DRAIN PIPING FROM WATER HEATERS, AIR HANDLERS OR EQUIPMENT TO FLOOR DRAINS. PROVIDE PROPER TRAPS.
12. ROUTE NO PIPING OVER ELECTRICAL EQUIPMENT.
13. FIRE SPRINKLER SHALL BE PROVIDED FOR ALL AREAS OF THE BUILDING PER NFPA. THIS INCLUDES A PROTECTED OR DRY SYSTEM FOR ANY UNHEATED AREAS. NO PIPE SHALL BE EXPOSED TO FREEZING TEMPERATURES.

ARCHITECTURE
LANDSCAPE ARCHITECTURE
ENERGY SERVICES

NSPJ ARCHITECTS, Inc.
3515 W. 75TH ST., SUITE 201
PRAIRIE VILLAGE, KS 66208
P. 913.831.1415
F. 913.831.1563
NSPJARCH.COM

© COPYRIGHT 2023

STATE OF MISSOURI
RICHARD R. BEARDMORE
NUMBER
PROFESSIONAL ENGINEER

03/15/2023

A NEW RESIDENTIAL COMMUNITY AT:

TRILOGY

800 & 810 NW WARD RD. | LEE'S SUMMIT, MO

DRAWING RELEASE LOG
- 03.15.2023 - PERMIT SUBMITTAL

△ REVISIONS

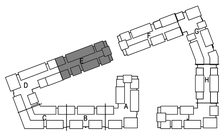

NORTH

KEY PLAN

LS&A
Latimer Sommers & Associates P.A.
CONSULTING ENGINEERS
3639 SW Summerfield Drive, Suite A
Topeka, Kansas 66614-3974
8625 College Boulevard, Suite 102
Overland Park, Kansas 66210
Telephone: (785) 233-3232
Email: lsapa@lsapa.com
LSA PROJECT NO. 2204061

JOB NO. 705921
DATE 03.15.2023
DRAWN BY LSA CAD
4/11/2023 CITY COMMENTS
SHEET NAME SEGMENT E - 1ST FLOOR - PLUMBING
SHEET NO. P1.19

4/13/2023 9:10:51 PM

ARCH E1.50" x 42"

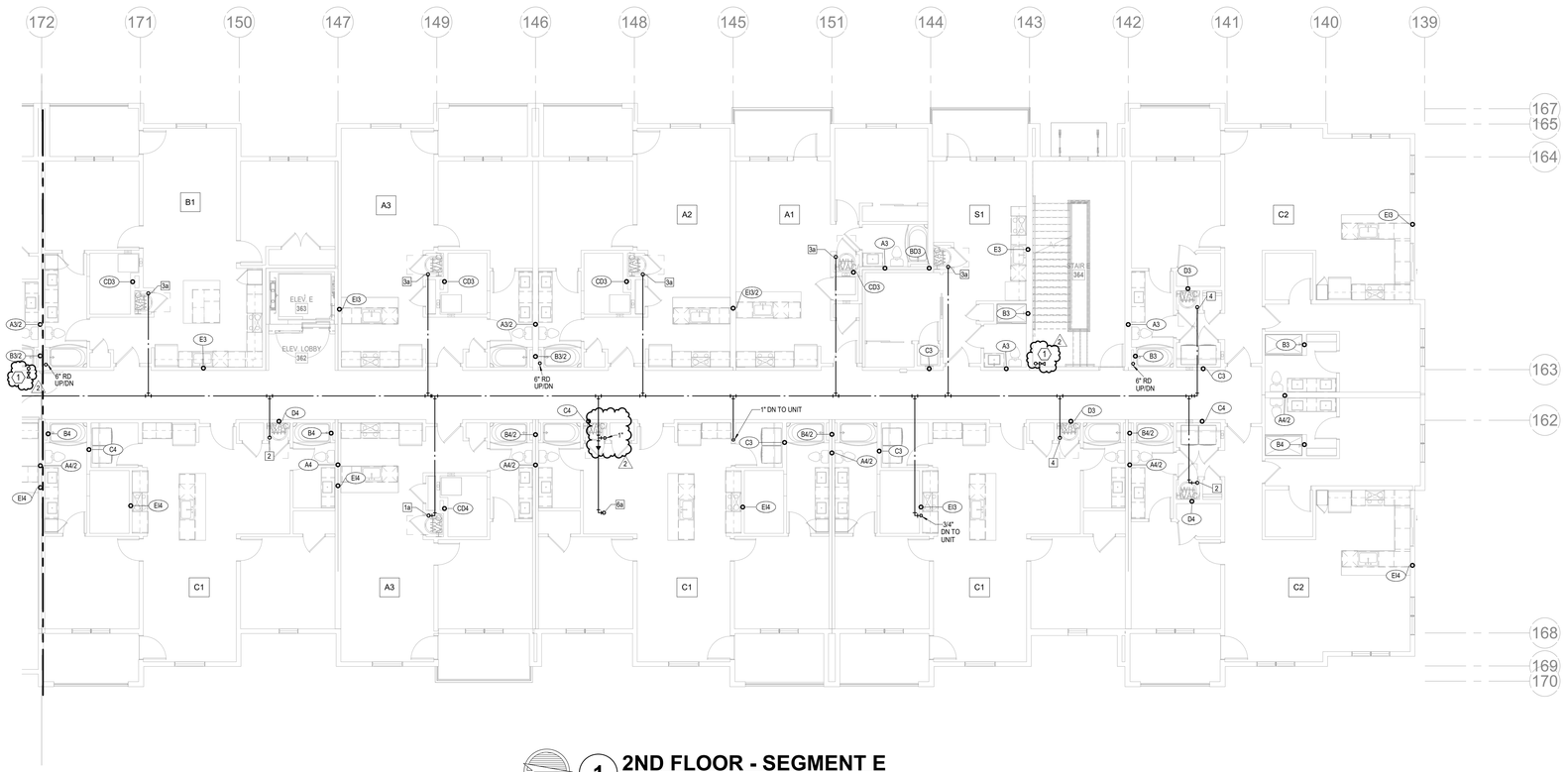

1 **2ND FLOOR - SEGMENT E**
PLUMBING
1/8" = 1'-0"

NORTH

NOTES:

1. COORDINATE WITH OTHER SUB-CONTRACTORS FOR PLACEMENT OF WORK PRIOR TO INSTALLATION BEGINNING.
2. ALL DRAIN, WASTE AND VENT PIPING IS 2" UNLESS NOTED OTHERWISE. ALL 2" AND 3" WASTE SLOPE AT ¼" PER FT. PIPING 4" AND GREATER MAY BE AT 1/8" PER FT UNLESS NOTED OTHERWISE.
3. ANY BELOW SLAB SUPPLY PIPING SHALL BE PEX WITH NO JOINTS.
4. ALL SUPPLY PIPING IS ½" UNLESS NOTED OTHERWISE OR REQUIRED BY THE PLUMBING CODE.
5. CONNECT ALL APPLIANCES OR EQUIPMENT PER MANUFACTURER'S INSTRUCTIONS.
6. ALL PLUMBING VENTS SHALL BE 10 FEET FROM OPENINGS OR INTAKES.
7. THERE SHALL BE NO PVC WITHIN RETURN AIR PLENUMS.
2 8. ALL FIXTURES SHALL HAVE EXPANSION COMPENSATOR OR BLADDER TYPE SHOCK SUPPRESSORS FOR EACH CHASE.
9. SEE THE ARCHITECTURAL DRAWINGS FOR ALL MOUNTING HEIGHTS.
10. REFER TO THE ARCHITECTURAL DRAWINGS FOR FLOOR DRAIN LOCATIONS AND FLOOR SLOPES IF PRESENT. ALL FLOOR DRAINS ARE 2" TYPE 1 UNLESS NOTED OTHERWISE.
11. ROUTE DRAIN PIPING FROM WATER HEATERS, AIR HANDLERS OR EQUIPMENT TO FLOOR DRAINS. PROVIDE PROPER TRAPS.
12. ROUTE NO PIPING OVER ELECTRICAL EQUIPMENT.
13. FIRE SPRINKLER SHALL BE PROVIDED FOR ALL AREAS OF THE BUILDING PER NFPA. THIS INCLUDES A PROTECTED OR DRY SYSTEM FOR ANY UNHEATED AREAS. NO PIPE SHALL BE EXPOSED TO FREEZING TEMPERATURES.

2 LEGEND:

1 CLASS 1MANUAL STANDPIPE WITH VALVE.

2 3/4" CW UP TO ROOF HYDRANT.

ARCHITECTURE
LANDSCAPE ARCHITECTURE
ENERGY SERVICES
NSPJ ARCHITECTS, Inc.
3515 W. 75TH ST., SUITE 201
PRAIRIE VILLAGE, KS 66208
P. 913.831.1415
F. 913.831.1563
NSPJARCH.COM
© COPYRIGHT 2023

STATE OF MISSOURI
RICHARD R. BEARDMORE
NUMBER 2010018010
REGISTERED PROFESSIONAL ENGINEER
04/28/2023

A NEW RESIDENTIAL COMMUNITY AT:
TRILOGY
800 & 810 NW WARD RD. | LEE'S SUMMIT, MO

DRAWING RELEASE LOG
- 03.15.2023 - PERMIT SUBMITTAL

△ REVISIONS
2 23.0428 ADD 1/CC 2

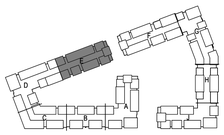

KEY PLAN
NO SCALE

NORTH

LS&A
Latimer Sommers & Associates P.A.
CONSULTING ENGINEERS
3639 SW Summerfield Drive, Suite A
Topeka, Kansas 6614-2874
8625 College Boulevard, Suite 102
Overland Park, Kansas 66210
Telephone: (785) 233-3232
Email: lsapa@lsapa.com
LSA PROJECT NO. 2204061

JOB NO. 705921
DATE 03.15.2023
DRAWN BY LSA CAD
4/28/2023 ADDENDUM 1/ CITY COMMENTS #2
SHEET NAME SEGMENT E - 2ND FLOOR - PLUMBING
SHEET NO. P1.20

5/1/2023 3:51:32 PM

ARCH E1.30" x 42"

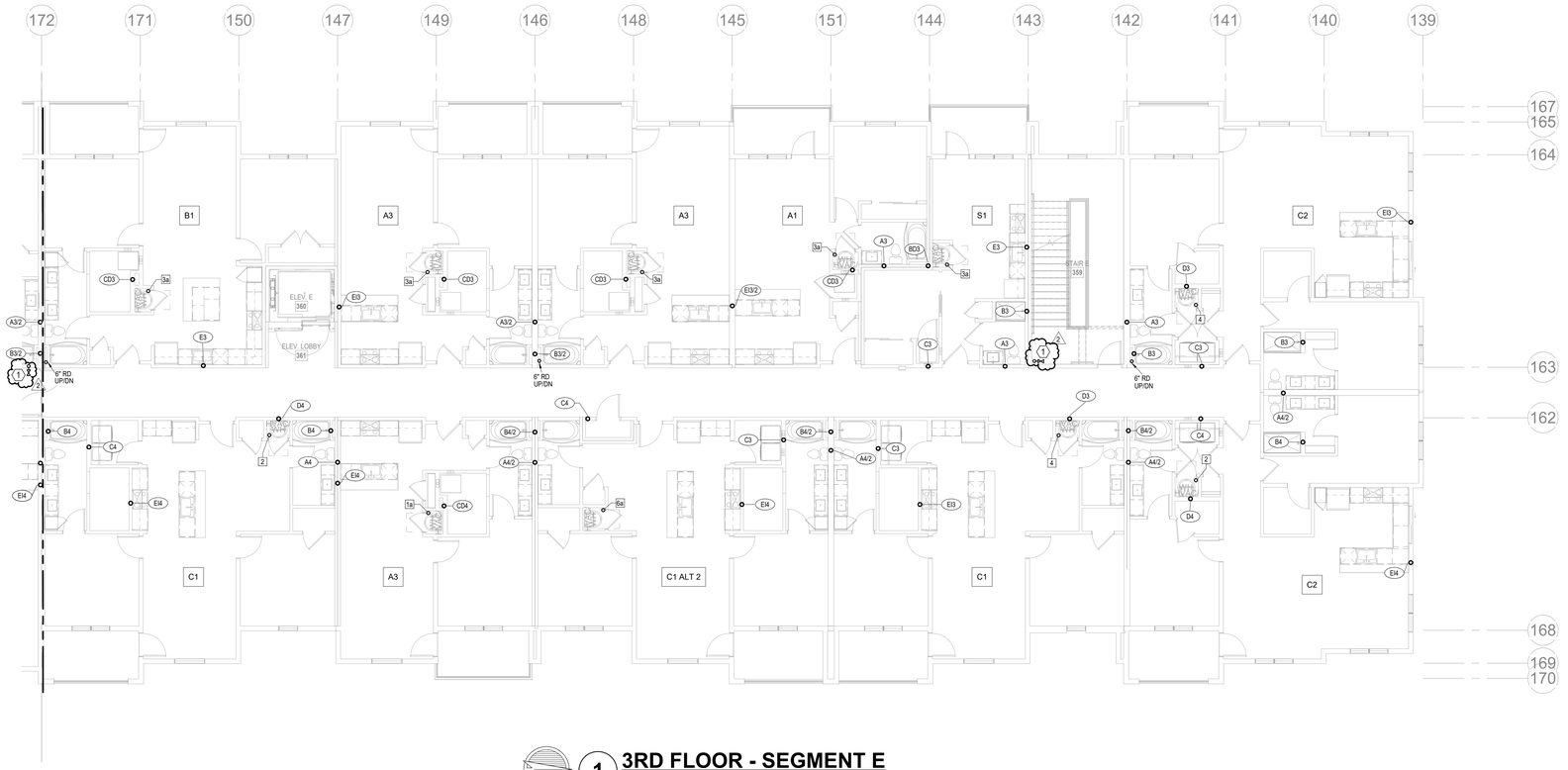

NORTH

1 3RD FLOOR - SEGMENT E

PLUMBING

1/8" = 1'-0"

NOTES:
1. COORDINATE WITH OTHER SUB-CONTRACTORS FOR PLACEMENT OF WORK PRIOR TO INSTALLATION BEGINNING.
2. SEE FIRE SUPPRESSION SUBMITTALS AND INCORPORATE ALL DEVICES INTO FIRE ALARM.
3. EXIT LIGHTS SHALL BE VISIBLE TO OCCUPANTS.
4. PROVIDE NEC CLEARANCES FOR ALL PANELS AND ELECTRICAL EQUIPMENT.
5. FOLLOW THE DRAWINGS FOR HOME RUNS AND CIRCUIT NUMBERS. DO NOT COMBINE CIRCUITS IN LARGER CONDUITS UNLESS PRE-APPROVED BY THE ENGINEER.
6. LABEL ALL JUNCTION BOXES AS TO THE PANEL AND CIRCUIT NUMBER SERVED.
7. PANEL DIRECTORIES SHALL BE SPECIFIC TO THE ROOMS/EQUIPMENT SERVED.
8. SEE ARCHITECTURAL DRAWINGS FOR MOUNTING HEIGHTS AND DETAILS.
9. SEE TELECOM DETAILS FOR MISCELLANEOUS POWER NEEDS.
10. ALL DISC FIXTURES ARE TYPE A UNLESS NOTED OTHERWISE ALL CLOSET FIXTURES ARE TYPE N UNLESS NOTED OTHERWISE ALL ⊗ ⊗ ⊗ FIXTURES ARE TYPE X1 UNLESS NOTED OTHERWISE ALL ⊗ FIXTURES ARE TYPE X2 UNLESS NOTED OTHERWISE ALL ⊗ FIXTURES ARE TYPE X3 UNLESS NOTED OTHERWISE ALL ▭ FIXTURES ARE TYPE X4 UNLESS NOTED OTHERWISE
11. LIGHTING AND RECEPTACLES IN STAIR TOWER TO BE ON SINGLE CIRCUIT.
12. VERTICALLY ALIGNED FLOOR TO FLOOR RECEPTACLES TO BE ON SINGLE CIRCUIT
13. REVIEW HVAC PLANS FOR FIRE/SMOKE DAMPERS AND CONNECT TO 120V AND FIRE ALARM.

ARCHITECTURE
LANDSCAPE ARCHITECTURE
ENERGY SERVICES

NSPJ ARCHITECTS, Inc.
3515 W. 75TH ST., SUITE 201
PRAIRIE VILLAGE, KS 66208

P. 913.831.1415
F. 913.831.1563
NSPJARCH.COM

© COPYRIGHT 2023

STATE OF MISSOURI
RICHARD R. BEARDMORE
NUMBER 2010018010
PROFESSIONAL ENGINEER

04/28/2023

A NEW RESIDENTIAL COMMUNITY AT:

TRILOGY

800 & 810 NW WARD RD. | LEE'S SUMMIT, MO

DRAWING RELEASE LOG
- 03.15.2023 - PERMIT SUBMITTAL

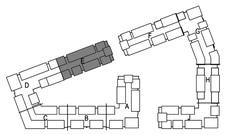

NORTH

KEY PLAN

NO SCALE

△ REVISIONS
2 23.0428 ADD 1/CC 2

LS&A
Latimer Sommers & Associates P.A.
CONSULTING ENGINEERS
3639 SW Summerfield Drive, Suite A
Topeka, Kansas 6614-3974
8625 College Boulevard, Suite 102
Overland Park, Kansas 66210
Telephone: (785) 233-3232
Email: lsapa@lsapa.com
LSA PROJECT NO. 2204061

JOB NO. 705921
DATE 03.15.2023
DRAWN BY LSA CAD
4/28/2023 ADDENDUM 1/ CITY COMMENTS #2
SHEET NAME SEGMENT E - 3RD FLOOR - PLUMBING
SHEET NO. P1.21

5/1/2023 3:51:34 PM

ARCH E1.30" x 42"

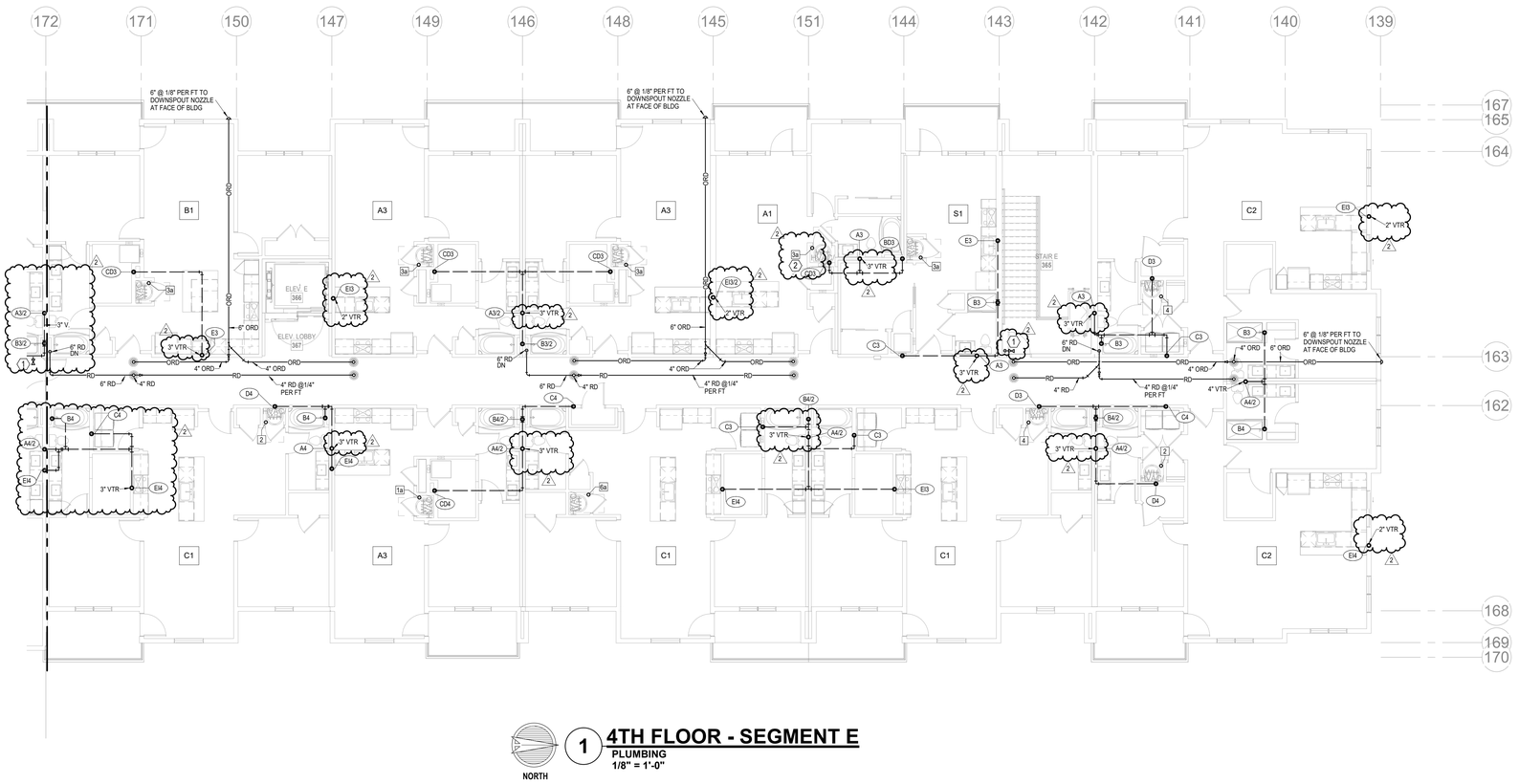

1 4TH FLOOR - SEGMENT E

PLUMBING

1/8" = 1'-0"

NORTH

NOTES:
1. COORDINATE WITH OTHER SUB-CONTRACTORS FOR PLACEMENT OF WORK PRIOR TO INSTALLATION BEGINNING.
2. ALL DRAIN, WASTE AND VENT PIPING IS 2" UNLESS NOTED OTHERWISE. ALL 2" AND 3" WASTE SLOPE AT ¼" PER FT. PIPING 4" AND GREATER MAY BE AT 1/8" PER FT UNLESS NOTED OTHERWISE.
3. ANY BELOW SLAB SUPPLY PIPING SHALL BE PEX WITH NO JOINTS.
4. ALL SUPPLY PIPING IS ½" UNLESS NOTED OTHERWISE OR REQUIRED BY THE PLUMBING CODE.
5. CONNECT ALL APPLIANCES OR EQUIPMENT PER MANUFACTURER'S INSTRUCTIONS.
6. ALL PLUMBING VENTS SHALL BE 10 FEET FROM OPENINGS OR INTAKES.
7. THERE SHALL BE NO PVC WITHIN RETURN AIR PLENUMS.
2 8. ALL FIXTURES SHALL HAVE EXPANSION COMPENSATOR OR BLADDER TYPE SHOCK SUPPRESSORS FOR EACH CHASE.
9. SEE THE ARCHITECTURAL DRAWINGS FOR ALL MOUNTING HEIGHTS.
10. REFER TO THE ARCHITECTURAL DRAWINGS FOR FLOOR DRAIN LOCATIONS AND FLOOR SLOPES IF PRESENT. ALL FLOOR DRAINS ARE 2" TYPE 1 UNLESS NOTED OTHERWISE.
11. ROUTE DRAIN PIPING FROM WATER HEATERS, AIR HANDLERS OR EQUIPMENT TO FLOOR DRAINS. PROVIDE PROPER TRAPS.
12. ROUTE NO PIPING OVER ELECTRICAL EQUIPMENT.
13. FIRE SPRINKLER SHALL BE PROVIDED FOR ALL AREAS OF THE BUILDING PER NFPA. THIS INCLUDES A PROTECTED OR DRY SYSTEM FOR ANY UNHEATED AREAS. NO PIPE SHALL BE EXPOSED TO FREEZING TEMPERATURES.

LEGEND:
(1) CLASS 1MANUAL STANDPIPE WITH VALVE.
(2) 3/4" CW UP TO ROOF HYDRANT.

ARCHITECTURE
LANDSCAPE ARCHITECTURE
ENERGY SERVICES

NSPJ ARCHITECTS, Inc.
3515 W. 75TH ST., SUITE 201
PRAIRIE VILLAGE, KS 66208
P. 913.831.1415
F. 913.831.1563
NSPJARCH.COM

© COPYRIGHT 2023

STATE OF MISSOURI
RICHARD R. BEARDMORE
NUMBER 2010018744
PROFESSIONAL ENGINEER

04/28/2023

A NEW RESIDENTIAL COMMUNITY AT:

TRILOGY

800 & 810 NW WARD RD. | LEE'S SUMMIT, MO

DRAWING RELEASE LOG
- 03.15.2023 - PERMIT SUBMITTAL

△ REVISIONS
2 23.0428 ADD 1/CC 2

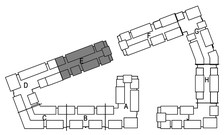

NORTH

KEY PLAN

NO SCALE

LS&A
Latimer Sommers & Associates P.A.
CONSULTING ENGINEERS
3639 SW Summerfield Drive, Suite A
Topeka, Kansas 6614-2874
8625 College Boulevard, Suite 102
Overland Park, Kansas 66210
Telephone: (785) 233-3232
Email: lsapa@lsapa.com
LSA PROJECT NO. 2204061

JOB NO. 705921 DATE 03.15.2023
DRAWN BY LSA CAD
4/28/2023 ADDENDUM 1/ CITY COMMENTS #2
SHEET NAME SEGMENT E - 4TH FLOOR - PLUMBING
SHEET NO. P1.22

5/1/2023 3:51:38 PM

ARCH E1.30" x 42"

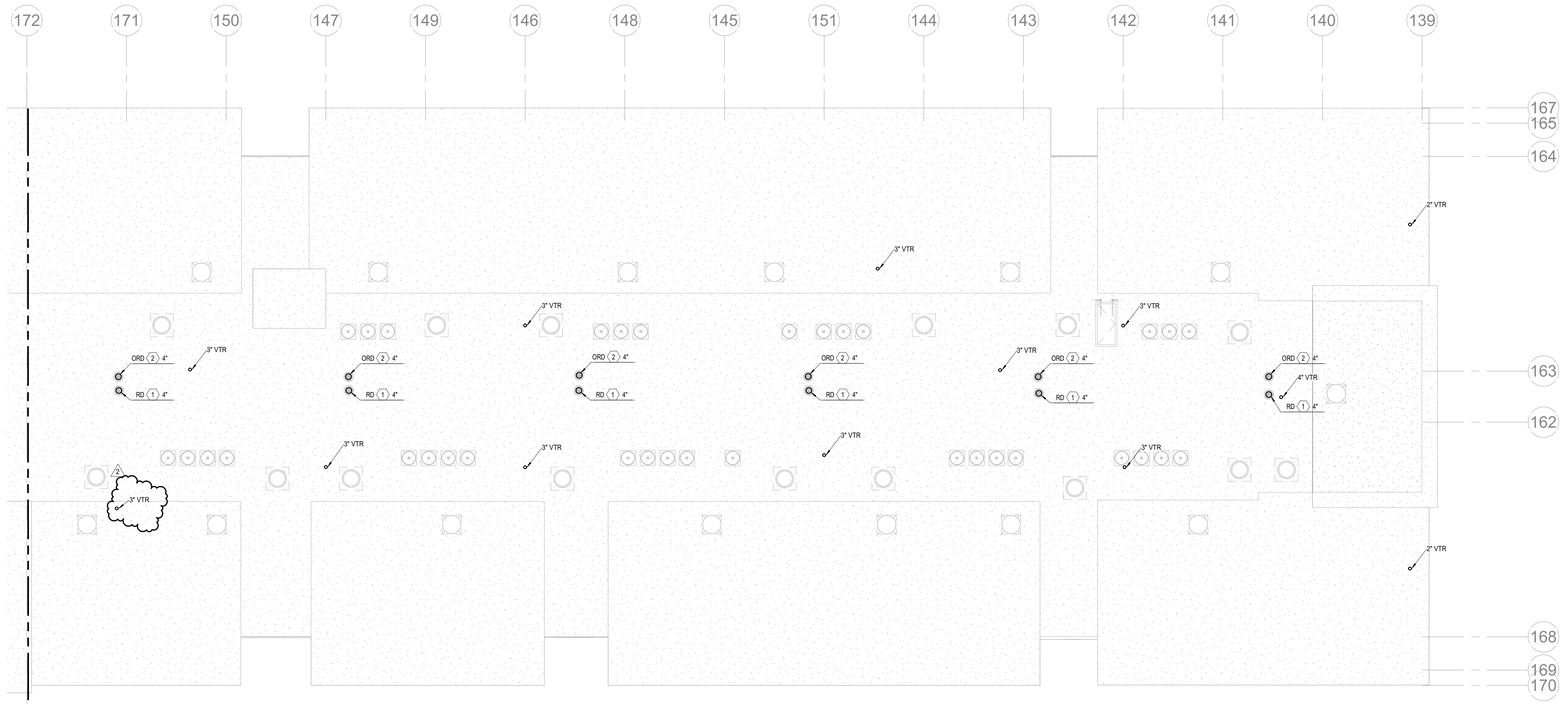

NORTH

1 ROOF PLAN - SEGMENT E

PLUMBING
1/8" = 1'-0"

NOTES:

1. COORDINATE WITH OTHER SUB-CONTRACTORS FOR PLACEMENT OF WORK PRIOR TO INSTALLATION BEGINNING.
2. ALL DRAIN, WASTE AND VENT PIPING IS 2" UNLESS NOTED OTHERWISE. ALL 2" AND 3" WASTE SLOPE AT ¼" PER FT. PIPING 4" AND GREATER MAY BE AT 1/8" PER FT UNLESS NOTED OTHERWISE.
3. ANY BELOW SLAB SUPPLY PIPING SHALL BE PEX WITH NO JOINTS.
4. ALL SUPPLY PIPING IS ½" UNLESS NOTED OTHERWISE OR REQUIRED BY THE PLUMBING CODE.
5. CONNECT ALL APPLIANCES OR EQUIPMENT PER MANUFACTURER'S INSTRUCTIONS.
6. ALL PLUMBING VENTS SHALL BE 10 FEET FROM OPENINGS OR INTAKES.
7. THERE SHALL BE NO PVC WITHIN RETURN AIR PLENUMS.
2 8. ALL FIXTURES SHALL HAVE EXPANSION COMPENSATOR OR BLADDER TYPE SHOCK SUPPRESSORS FOR EACH CHASE.
9. SEE THE ARCHITECTURAL DRAWINGS FOR ALL MOUNTING HEIGHTS.
10. REFER TO THE ARCHITECTURAL DRAWINGS FOR FLOOR DRAIN LOCATIONS AND FLOOR SLOPES IF PRESENT. ALL FLOOR DRAINS ARE 2" TYPE 1 UNLESS NOTED OTHERWISE.
11. ROUTE DRAIN PIPING FROM WATER HEATERS, AIR HANDLERS OR EQUIPMENT TO FLOOR DRAINS. PROVIDE PROPER TRAPS.
12. ROUTE NO PIPING OVER ELECTRICAL EQUIPMENT.
13. FIRE SPRINKLER SHALL BE PROVIDED FOR ALL AREAS OF THE BUILDING PER NFPA. THIS INCLUDES A PROTECTED OR DRY SYSTEM FOR ANY UNHEATED AREAS. NO PIPE SHALL BE EXPOSED TO FREEZING TEMPERATURES.

2 LEGEND:

1 CLASS 1MANUAL STANDPIPE WITH VALVE.

2 3/4" CW UP TO ROOF HYDRANT.

ARCHITECTURE
LANDSCAPE ARCHITECTURE
ENERGY SERVICES

NSPJ ARCHITECTS, Inc.
3515 W. 75TH ST., SUITE 201
PRAIRIE VILLAGE, KS 66208
P. 913.831.1415
F. 913.831.1563
NSPJARCH.COM

© COPYRIGHT 2023

STATE OF MISSOURI
RICHARD R. BEARDMORE
NUMBER A-2007018744
PROFESSIONAL ENGINEER

04/28/2023

A NEW RESIDENTIAL COMMUNITY AT:

TRILOGY

800 & 810 NW WARD RD. | LEE'S SUMMIT, MO

DRAWING RELEASE LOG
- 03.15.2023 - PERMIT SUBMITTAL

△ REVISIONS
2 23.0428 ADD 1/CC 2

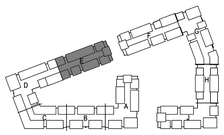

NORTH

KEY PLAN

NO SCALE

LS&A
Latimer Sommers & Associates P.A.
CONSULTING ENGINEERS
3639 SW Summerfield Drive, Suite A
Topeka, Kansas 6614-2874
8625 College Boulevard, Suite 102
Overland Park, Kansas 66210
Telephone: (785) 233-3232
Email: lsapa@lsapa.com
LSA PROJECT NO. 2204061

JOB NO. 705921
DATE 03.15.2023
DRAWN BY LSA CAD
4/28/2023 ADDENDUM 1/ CITY COMMENTS #2
SHEET NAME SEGMENT E - ROOF PLAN - PLUMBING
SHEET NO. P1.23

5/1/2023 3:51:39 PM

ARCH E1.30" x 42"

NOTES:
1. COORDINATE WITH OTHER SUB-CONTRACTORS FOR PLACEMENT OF WORK PRIOR TO INSTALLATION BEGINNING.
2. ALL DRAIN, WASTE AND VENT PIPING IS 2" UNLESS NOTED OTHERWISE. ALL 2" AND 3" WASTE SLOPE AT ¼" PER FT. PIPING 4" AND GREATER MAY BE AT 1/8" PER FT UNLESS NOTED OTHERWISE.
3. ANY BELOW SLAB SUPPLY PIPING SHALL BE PEX WITH NO JOINTS.
4. ALL SUPPLY PIPING IS ½" UNLESS NOTED OTHERWISE OR REQUIRED BY THE PLUMBING CODE.
5. CONNECT ALL APPLIANCES OR EQUIPMENT PER MANUFACTURER'S INSTRUCTIONS.
6. ALL PLUMBING VENTS SHALL BE 10 FEET FROM OPENINGS OR INTAKES.
7. THERE SHALL BE NO PVC WITHIN RETURN AIR PLENUMS.
8. ALL FIXTURES SHALL HAVE AIR CHAMBERS OR BLADDER TYPE SHOCK SUPPRESSORS FOR EACH CHASE.
9. SEE THE ARCHITECTURAL DRAWINGS FOR ALL MOUNTING HEIGHTS.
10. REFER TO THE ARCHITECTURAL DRAWINGS FOR FLOOR DRAIN LOCATIONS AND FLOOR SLOPES IF PRESENT. ALL FLOOR DRAINS ARE 2" TYPE 1 UNLESS NOTED OTHERWISE.
11. ROUTE DRAIN PIPING FROM WATER HEATERS, AIR HANDLERS OR EQUIPMENT TO FLOOR DRAINS. PROVIDE PROPER TRAPS.
12. ROUTE NO PIPING OVER ELECTRICAL EQUIPMENT.
13. FIRE SPRINKLER SHALL BE PROVIDED FOR ALL AREAS OF THE BUILDING PER NFPA. THIS INCLUDES A PROTECTED OR DRY SYSTEM FOR ANY UNHEATED AREAS. NO PIPE SHALL BE EXPOSED TO FREEZING TEMPERATURES.

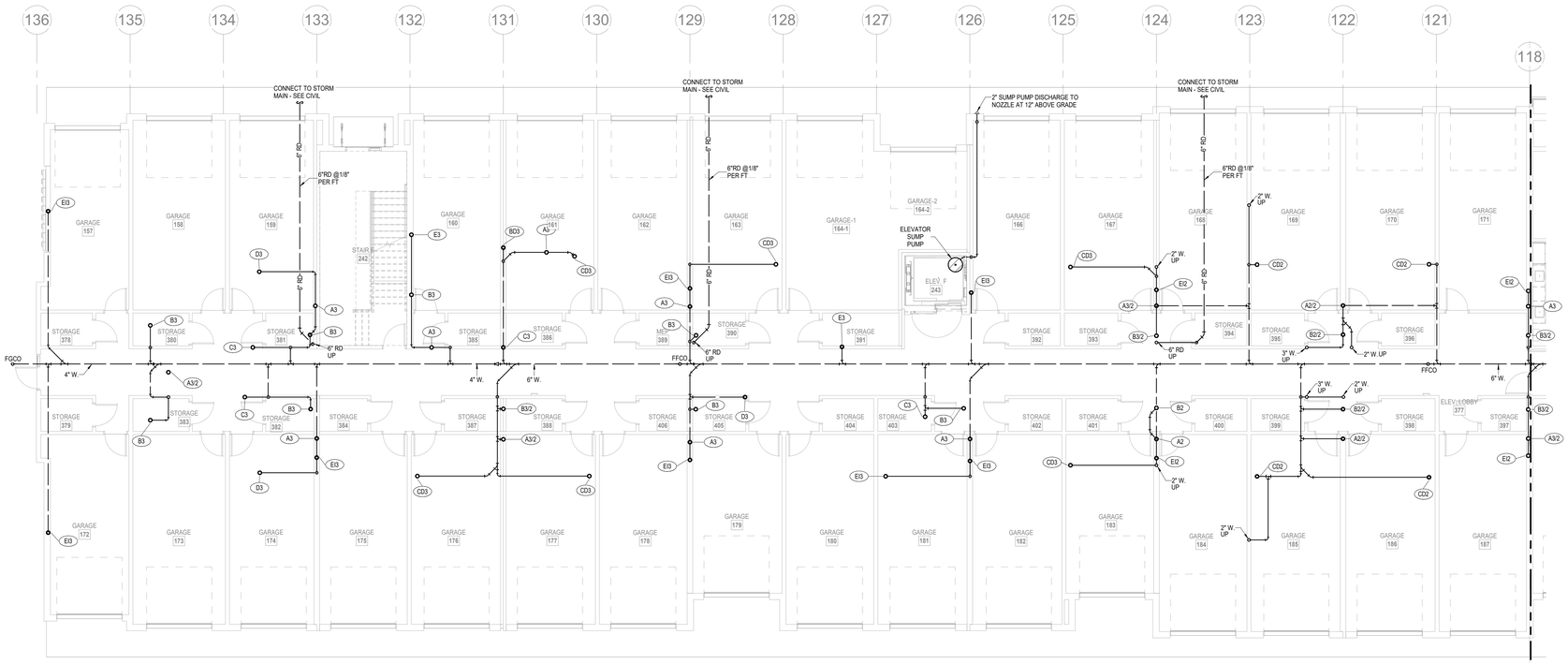

1 1ST FLOOR - SEGMENT F

PLUMBING
1/8" = 1'-0"

NORTH

ARCHITECTURE
LANDSCAPE ARCHITECTURE
ENERGY SERVICES

NSPJ ARCHITECTS, Inc.
3515 W. 75TH ST., SUITE 201
PRAIRIE VILLAGE, KS 66208
P. 913.831.1415
F. 913.831.1563
NSPJARCH.COM

© COPYRIGHT 2023

STATE OF MISSOURI
RICHARD R. BEARDMORE
NUMBER 2010035744
PROFESSIONAL ENGINEER

03/15/2023

A NEW RESIDENTIAL COMMUNITY AT:

TRILOGY

800 & 810 NW WARD RD. | LEE'S SUMMIT, MO

DRAWING RELEASE LOG
- 03.15.2023 - PERMIT SUBMITTAL

△REVISIONS

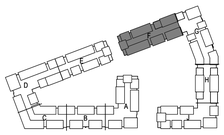

NORTH

KEY PLAN

LS&A
Latimer Sommers & Associates P.A.
CONSULTING ENGINEERS
3639 SW Summerfield Drive, Suite A
Topeka, Kansas 66614-3974
8625 College Boulevard, Suite 102
Overland Park, Kansas 66210
Telephone: (785) 233-3232
Email: lsapa@lsapa.com

LSA PROJECT NO. 2204061

JOB NO. 705921
DATE 03.15.2023
DRAWN BY LSA CAD
4/11/2023 CITY COMMENTS
SHEET NAME SEGMENT F - 1ST FLOOR - PLUMBING
SHEET NO. P1.24

4/3/2023 9:11:01 PM

ARCH E1 30" x 42"

1 **2ND FLOOR - SEGMENT F**
PLUMBING
1/8" = 1'-0"

NORTH

NOTES:

1. COORDINATE WITH OTHER SUB-CONTRACTORS FOR PLACEMENT OF WORK PRIOR TO INSTALLATION BEGINNING.
2. ALL DRAIN, WASTE AND VENT PIPING IS 2" UNLESS NOTED OTHERWISE. ALL 2" AND 3" WASTE SLOPE AT ¼" PER FT. PIPING 4" AND GREATER MAY BE AT 1/8" PER FT UNLESS NOTED OTHERWISE.
3. ANY BELOW SLAB SUPPLY PIPING SHALL BE PEX WITH NO JOINTS.
4. ALL SUPPLY PIPING IS ½" UNLESS NOTED OTHERWISE OR REQUIRED BY THE PLUMBING CODE.
5. CONNECT ALL APPLIANCES OR EQUIPMENT PER MANUFACTURER'S INSTRUCTIONS.
6. ALL PLUMBING VENTS SHALL BE 10 FEET FROM OPENINGS OR INTAKES.
7. THERE SHALL BE NO PVC WITHIN RETURN AIR PLENUMS.
8. ALL FIXTURES SHALL HAVE EXPANSION COMPENSATOR OR BLADDER TYPE SHOCK SUPPRESSORS FOR EACH CHASE.
9. SEE THE ARCHITECTURAL DRAWINGS FOR ALL MOUNTING HEIGHTS.
10. REFER TO THE ARCHITECTURAL DRAWINGS FOR FLOOR DRAIN LOCATIONS AND FLOOR SLOPES IF PRESENT. ALL FLOOR DRAINS ARE 2" TYPE 1 UNLESS NOTED OTHERWISE.
11. ROUTE DRAIN PIPING FROM WATER HEATERS, AIR HANDLERS OR EQUIPMENT TO FLOOR DRAINS. PROVIDE PROPER TRAPS.
12. ROUTE NO PIPING OVER ELECTRICAL EQUIPMENT.
13. FIRE SPRINKLER SHALL BE PROVIDED FOR ALL AREAS OF THE BUILDING PER NFPA. THIS INCLUDES A PROTECTED OR DRY SYSTEM FOR ANY UNHEATED AREAS. NO PIPE SHALL BE EXPOSED TO FREEZING TEMPERATURES.

LEGEND:

1. CLASS 1MANUAL STANDPIPE WITH VALVE.
2. 3/4" CW UP TO ROOF HYDRANT.

ARCHITECTURE
LANDSCAPE ARCHITECTURE
ENERGY SERVICES

NSPJ ARCHITECTS, Inc.
3515 W. 75TH ST., SUITE 201
PRAIRIE VILLAGE, KS 66208

P. 913.831.1415
F. 913.831.1563
NSPJARCH.COM

© COPYRIGHT 2023

STATE OF MISSOURI
RICHARD R. BEARDMORE
NUMBER 2010018010
PROFESSIONAL ENGINEER

04/28/2023

A NEW RESIDENTIAL COMMUNITY AT:

TRILOGY

800 & 810 NW WARD RD. | LEE'S SUMMIT, MO

DRAWING RELEASE LOG
- 03.15.2023 - PERMIT SUBMITTAL

REVISIONS
2 23 0428 ADD 1/CC 2

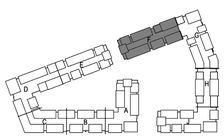

NORTH

KEY PLAN
NO SCALE

LS&A
Latimer Sommers & Associates P.A.
CONSULTING ENGINEERS
3639 SW Summerfield Drive, Suite A
Topeka, Kansas 6614-3974
8826 College Boulevard, Suite 102
Overland Park, Kansas 66210
Telephone: (785) 233-3232
Email: lsapa@lsapa.com

LSA PROJECT NO. 2204061

JOB NO. 705921
DATE 03.15.2023
DRAWN BY LSA CAD
4/28/2023 ADDENDUM 1/ CITY COMMENTS #2
SHEET NAME SEGMENT F - 2ND FLOOR - PLUMBING
SHEET NO. P1.25

5/1/2023 3:51:42 PM

ARCH E1.50" x 42"

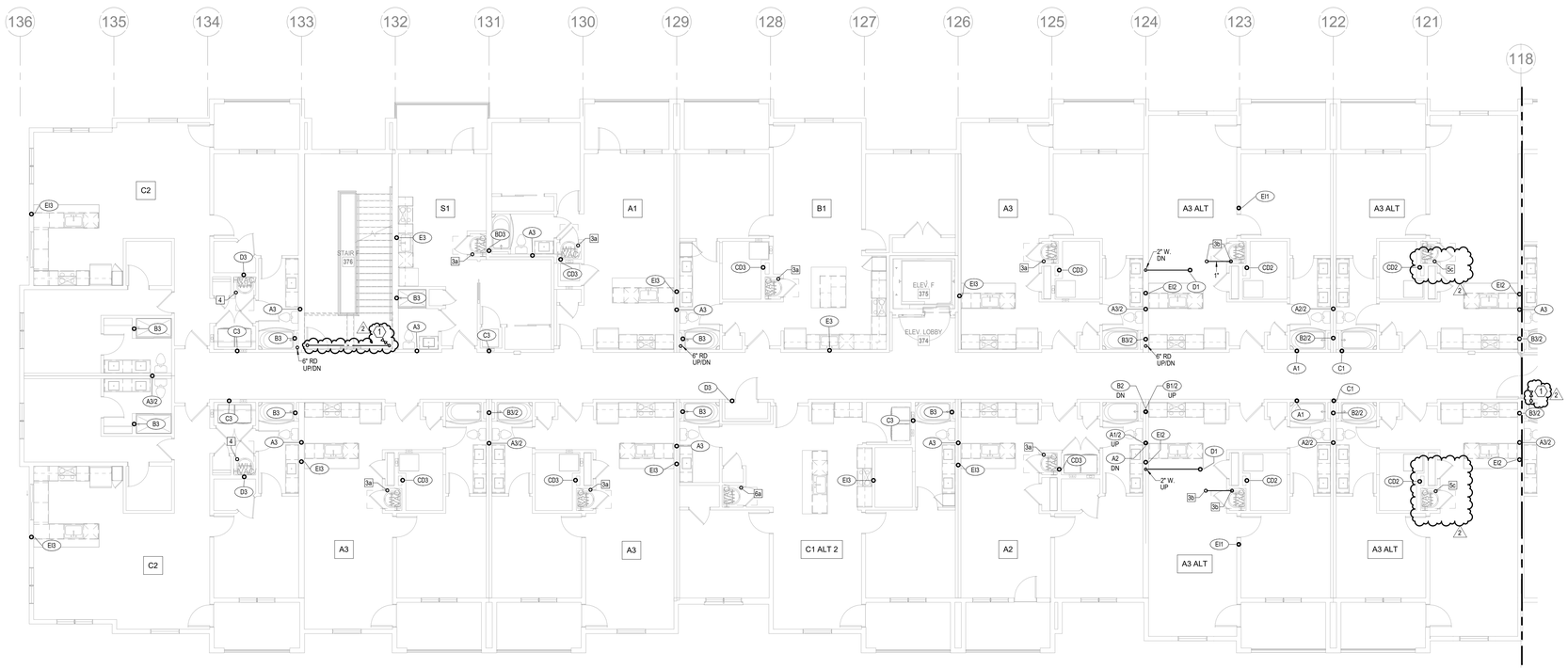

1 3RD FLOOR - SEGMENT F

PLUMBING
1/8" = 1'-0"

NORTH

NOTES:

1. COORDINATE WITH OTHER SUB-CONTRACTORS FOR PLACEMENT OF WORK PRIOR TO INSTALLATION BEGINNING.
2. ALL DRAIN, WASTE AND VENT PIPING IS 2" UNLESS NOTED OTHERWISE. ALL 2" AND 3" WASTE SLOPE AT ¼" PER FT. PIPING 4" AND GREATER MAY BE AT 1/8" PER FT UNLESS NOTED OTHERWISE.
3. ANY BELOW SLAB SUPPLY PIPING SHALL BE PEX WITH NO JOINTS.
4. ALL SUPPLY PIPING IS ½" UNLESS NOTED OTHERWISE OR REQUIRED BY THE PLUMBING CODE.
5. CONNECT ALL APPLIANCES OR EQUIPMENT PER MANUFACTURER'S INSTRUCTIONS.
6. ALL PLUMBING VENTS SHALL BE 10 FEET FROM OPENINGS OR INTAKES.
7. THERE SHALL BE NO PVC WITHIN RETURN AIR PLENUMS.
8. ALL FIXTURES SHALL HAVE EXPANSION COMPENSATOR OR BLADDER TYPE SHOCK SUPPRESSORS FOR EACH CHASE.
9. SEE THE ARCHITECTURAL DRAWINGS FOR ALL MOUNTING HEIGHTS.
10. REFER TO THE ARCHITECTURAL DRAWINGS FOR FLOOR DRAIN LOCATIONS AND FLOOR SLOPES IF PRESENT. ALL FLOOR DRAINS ARE 2" TYPE 1 UNLESS NOTED OTHERWISE.
11. ROUTE DRAIN PIPING FROM WATER HEATERS, AIR HANDLERS OR EQUIPMENT TO FLOOR DRAINS. PROVIDE PROPER TRAPS.
12. ROUTE NO PIPING OVER ELECTRICAL EQUIPMENT.
13. FIRE SPRINKLER SHALL BE PROVIDED FOR ALL AREAS OF THE BUILDING PER NFPA. THIS INCLUDES A PROTECTED OR DRY SYSTEM FOR ANY UNHEATED AREAS. NO PIPE SHALL BE EXPOSED TO FREEZING TEMPERATURES.

LEGEND:

1. CLASS 1MANUAL STANDPIPE WITH VALVE.
2. 3/4" CW UP TO ROOF HYDRANT.

ARCHITECTURE
LANDSCAPE ARCHITECTURE
ENERGY SERVICES

NSPJ ARCHITECTS, Inc.
3515 W. 75TH ST., SUITE 201
PRAIRIE VILLAGE, KS 66208

P. 913.831.1415
F. 913.831.1563
NSPJARCH.COM

© COPYRIGHT 2023

STATE OF MISSOURI
RICHARD R. BEARDMORE
NUMBER 2010018744
PROFESSIONAL ENGINEER

04/28/2023

A NEW RESIDENTIAL COMMUNITY AT:

TRILOGY

800 & 810 NW WARD RD. | LEE'S SUMMIT, MO

DRAWING RELEASE LOG
• 03.15.2023 - PERMIT SUBMITTAL

△ REVISIONS
2 23 0428 ADD 1/CC 2

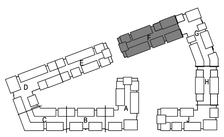

NORTH

KEY PLAN

NO SCALE

LS&A
Latimer Sommers & Associates P.A.
CONSULTING ENGINEERS
3639 SW Summerfield Drive, Suite A
Topeka, Kansas 6614-3974
8625 College Boulevard, Suite 102
Overland Park, Kansas 66210
Telephone: (785) 233-3232
Email: lsapa@lsapa.com
LSA PROJECT NO. 2204061

JOB NO. 705921
DATE 03.15.2023
DRAWN BY LSA CAD
4/28/2023 ADDENDUM 1/ CITY COMMENTS #2
SHEET NAME SEGMENT F - 3RD FLOOR - PLUMBING
SHEET NO. P1.26

5/1/2023 3:51:45 PM

ARCH E1.30" x 42"

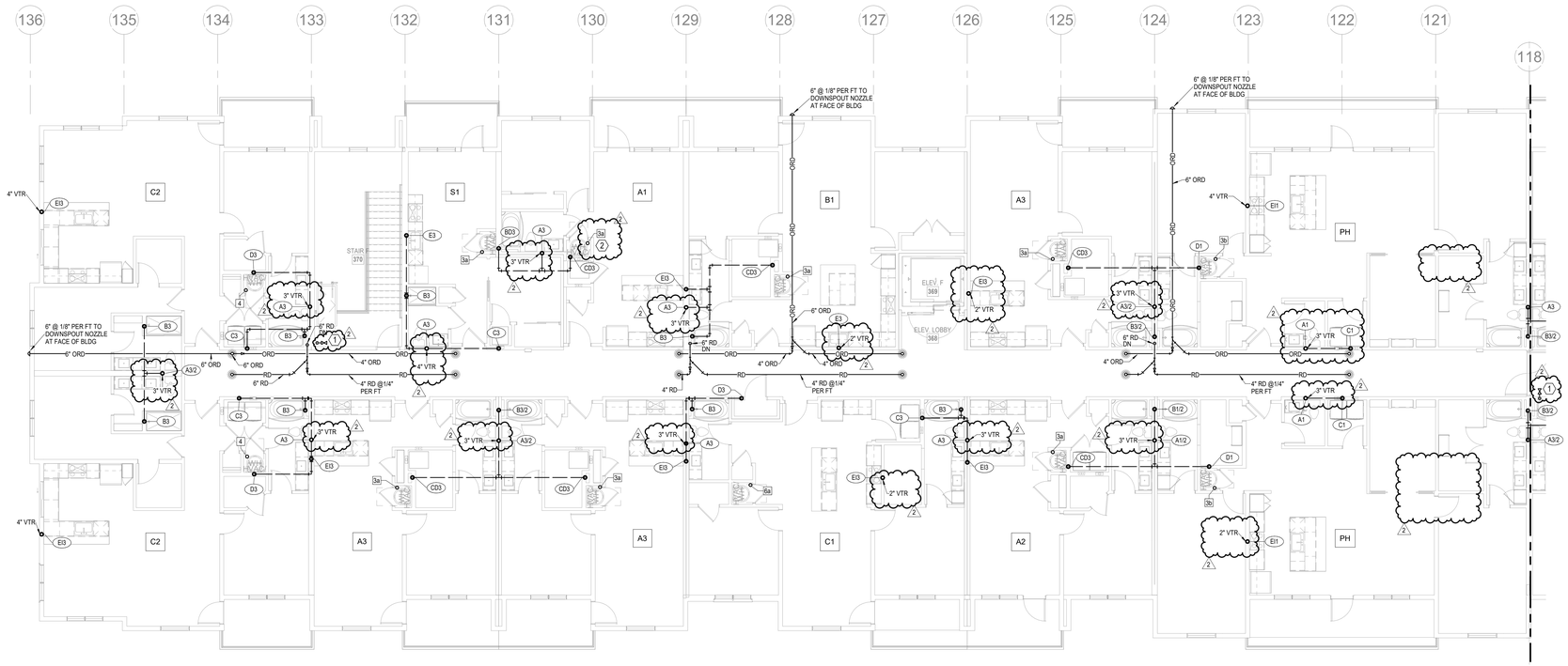

1 **4TH FLOOR - SEGMENT F**
PLUMBING
1/8" = 1'-0"

NORTH

NOTES:

1. COORDINATE WITH OTHER SUB-CONTRACTORS FOR PLACEMENT OF WORK PRIOR TO INSTALLATION BEGINNING.
2. ALL DRAIN, WASTE AND VENT PIPING IS 2" UNLESS NOTED OTHERWISE. ALL 2" AND 3" WASTE SLOPE AT ¼" PER FT. PIPING 4" AND GREATER MAY BE AT 1/8" PER FT UNLESS NOTED OTHERWISE.
3. ANY BELOW SLAB SUPPLY PIPING SHALL BE PEX WITH NO JOINTS.
4. ALL SUPPLY PIPING IS ½" UNLESS NOTED OTHERWISE OR REQUIRED BY THE PLUMBING CODE.
5. CONNECT ALL APPLIANCES OR EQUIPMENT PER MANUFACTURER'S INSTRUCTIONS.
6. ALL PLUMBING VENTS SHALL BE 10 FEET FROM OPENINGS OR INTAKES.
7. THERE SHALL BE NO PVC WITHIN RETURN AIR PLENUMS.
8. ALL FIXTURES SHALL HAVE EXPANSION COMPENSATOR OR BLADDER TYPE SHOCK SUPPRESSORS FOR EACH CHASE.
9. SEE THE ARCHITECTURAL DRAWINGS FOR ALL MOUNTING HEIGHTS.
10. REFER TO THE ARCHITECTURAL DRAWINGS FOR FLOOR DRAIN LOCATIONS AND FLOOR SLOPES IF PRESENT. ALL FLOOR DRAINS ARE 2" TYPE 1 UNLESS NOTED OTHERWISE.
11. ROUTE DRAIN PIPING FROM WATER HEATERS, AIR HANDLERS OR EQUIPMENT TO FLOOR DRAINS. PROVIDE PROPER TRAPS.
12. ROUTE NO PIPING OVER ELECTRICAL EQUIPMENT.
13. FIRE SPRINKLER SHALL BE PROVIDED FOR ALL AREAS OF THE BUILDING PER NFPA. THIS INCLUDES A PROTECTED OR DRY SYSTEM FOR ANY UNHEATED AREAS. NO PIPE SHALL BE EXPOSED TO FREEZING TEMPERATURES.

LEGEND:

1. CLASS 1MANUAL STANDPIPE WITH VALVE.
2. 3/4" CW UP TO ROOF HYDRANT.

ARCHITECTURE
LANDSCAPE ARCHITECTURE
ENERGY SERVICES

NSPJ ARCHITECTS, Inc.
3515 W. 75TH ST., SUITE 201
PRAIRIE VILLAGE, KS 66208
P. 913.831.1415
F. 913.831.1563
NSPJARCH.COM

© COPYRIGHT 2023

STATE OF MISSOURI
RICHARD R. BEARDMORE
NUMBER 2010018010
PROFESSIONAL ENGINEER

04/28/2023

A NEW RESIDENTIAL COMMUNITY AT:

TRILOGY

800 & 810 NW WARD RD. | LEE'S SUMMIT, MO

DRAWING RELEASE LOG
- 03.15.2023 - PERMIT SUBMITTAL

△ REVISIONS
2 23 0428 ADD 1/CC 2

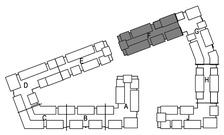

NORTH

KEY PLAN
NO SCALE

LS&A
Latimer Sommers & Associates P.A.
CONSULTING ENGINEERS
3639 SW Summerfield Drive, Suite A
Topeka, Kansas 66614-3974
8625 College Boulevard, Suite 102
Overland Park, Kansas 66210
Telephone: (785) 233-3232
Email: lsapa@lsapa.com
LSA PROJECT NO. 2204061

JOB NO. 705921
DATE 03.15.2023
DRAWN BY LSA CAD
4/28/2023 ADDENDUM 1/ CITY COMMENTS #2
SHEET NAME SEGMENT F - 4TH FLOOR - PLUMBING
SHEET NO. P1.27

5/1/2023 3:51:48 PM

ARCH E1.30" x 42"

NORTH

1 ROOF PLAN - SEGMENT F

PLUMBING
1/8" = 1'-0"

NOTES:

1. COORDINATE WITH OTHER SUB-CONTRACTORS FOR PLACEMENT OF WORK PRIOR TO INSTALLATION BEGINNING.
2. ALL DRAIN, WASTE AND VENT PIPING IS 2" UNLESS NOTED OTHERWISE. ALL 2" AND 3" WASTE SLOPE AT ¼" PER FT. PIPING 4" AND GREATER MAY BE AT 1/8" PER FT UNLESS NOTED OTHERWISE.
3. ANY BELOW SLAB SUPPLY PIPING SHALL BE PEX WITH NO JOINTS.
4. ALL SUPPLY PIPING IS ½" UNLESS NOTED OTHERWISE OR REQUIRED BY THE PLUMBING CODE.
5. CONNECT ALL APPLIANCES OR EQUIPMENT PER MANUFACTURER'S INSTRUCTIONS.
6. ALL PLUMBING VENTS SHALL BE 10 FEET FROM OPENINGS OR INTAKES.
7. THERE SHALL BE NO PVC WITHIN RETURN AIR PLENUMS.
8. ALL FIXTURES SHALL HAVE AIR CHAMBERS OR BLADDER TYPE SHOCK SUPPRESSORS FOR EACH CHASE.
9. SEE THE ARCHITECTURAL DRAWINGS FOR ALL MOUNTING HEIGHTS.
10. REFER TO THE ARCHITECTURAL DRAWINGS FOR FLOOR DRAIN LOCATIONS AND FLOOR SLOPES IF PRESENT. ALL FLOOR DRAINS ARE 2" TYPE 1 UNLESS NOTED OTHERWISE.
11. ROUTE DRAIN PIPING FROM WATER HEATERS, AIR HANDLERS OR EQUIPMENT TO FLOOR DRAINS. PROVIDE PROPER TRAPS.
12. ROUTE NO PIPING OVER ELECTRICAL EQUIPMENT.
13. FIRE SPRINKLER SHALL BE PROVIDED FOR ALL AREAS OF THE BUILDING PER NFPA. THIS INCLUDES A PROTECTED OR DRY SYSTEM FOR ANY UNHEATED AREAS. NO PIPE SHALL BE EXPOSED TO FREEZING TEMPERATURES.

ARCHITECTURE
LANDSCAPE ARCHITECTURE
ENERGY SERVICES

NSPJ ARCHITECTS, Inc.
3515 W. 75TH ST., SUITE 201
PRAIRIE VILLAGE, KS 66208
P. 913.831.1415
F. 913.831.1563
NSPJARCH.COM

© COPYRIGHT 2023

STATE OF MISSOURI
RICHARD R. BEARDMORE
NUMBER 2010018744
PROFESSIONAL ENGINEER
03/15/2023

A NEW RESIDENTIAL COMMUNITY AT:

TRILOGY

800 & 810 NW WARD RD. | LEE'S SUMMIT, MO

DRAWING RELEASE LOG
• 03.15.2023 - PERMIT SUBMITTAL

△REVISIONS

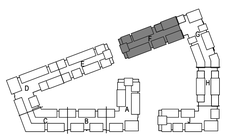

NORTH

KEY PLAN

LS&A
Latimer Sommers & Associates P.A.
CONSULTING ENGINEERS
3639 SW Summerfield Drive, Suite A
Topeka, Kansas 6614-3974
8826 College Boulevard, Suite 102
Overland Park, Kansas 66210
Telephone: (785) 233-3232
Email: lsapa@lsapa.com

LSA PROJECT NO. 2204061

JOB NO. 705921
DATE 03.15.2023
DRAWN BY LSA CAD
4/11/2023 CITY COMMENTS
SHEET NAME SEGMENT F - ROOF PLAN - PLUMBING
SHEET NO. P1.28

4/13/2023 9:11:05 PM

ARCH E1 30" x 42"

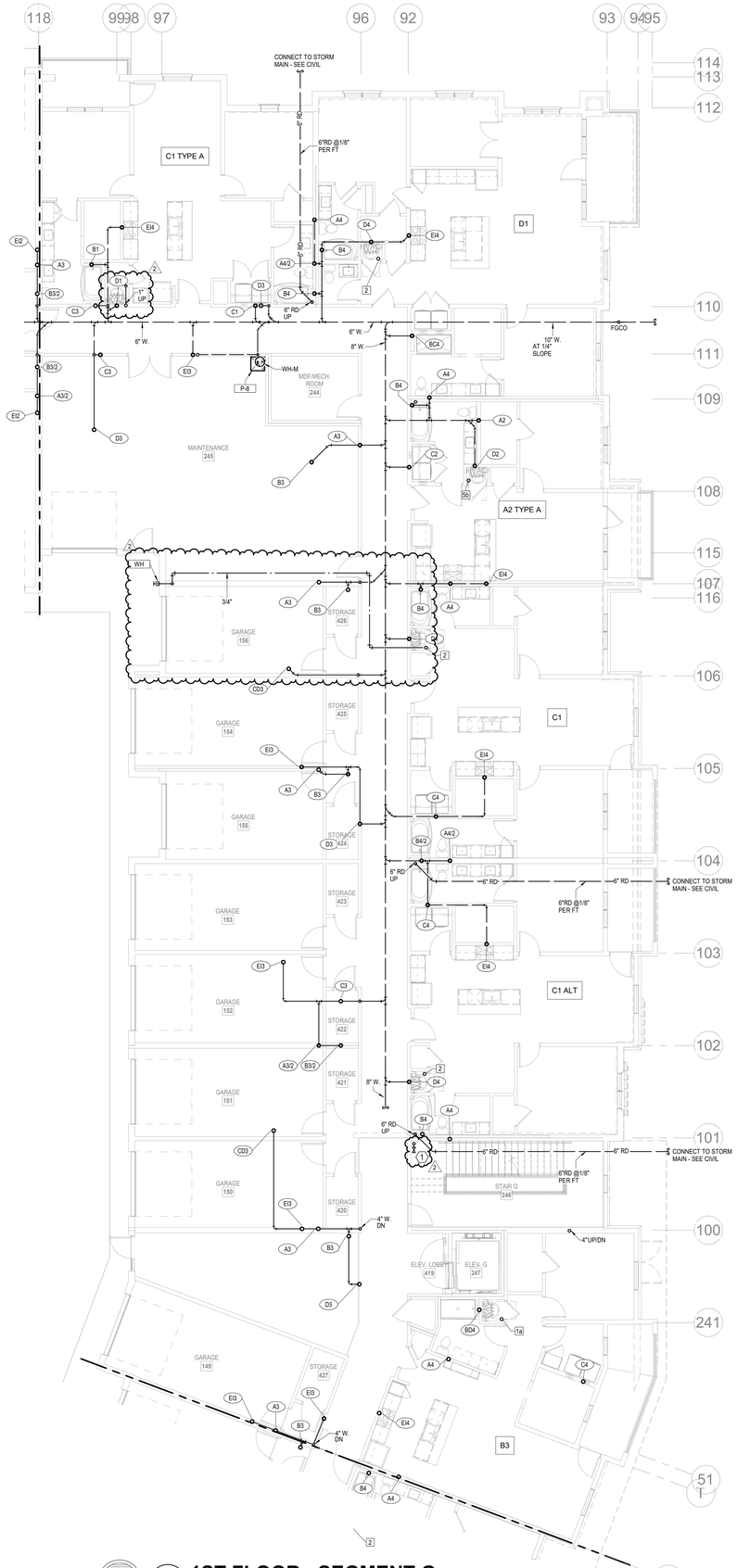

NORTH

1 1ST FLOOR - SEGMENT G

PLUMBING
1/8" = 1'-0"

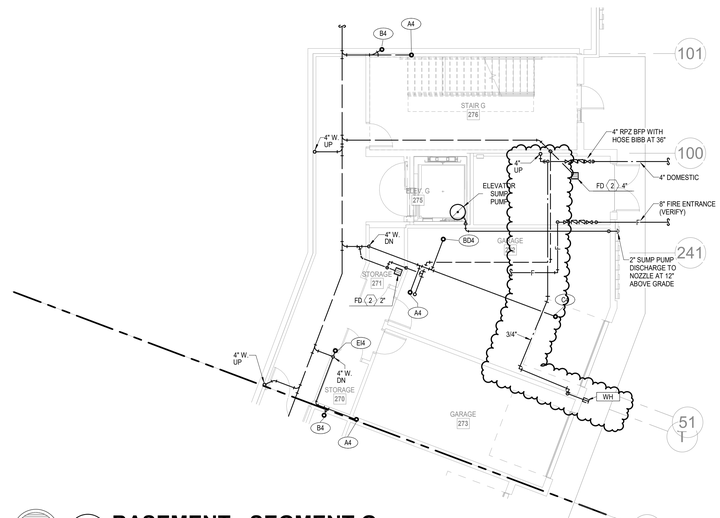

NORTH

2 BASEMENT - SEGMENT G

PLUMBING
1/8" = 1'-0"

NOTES:
1. COORDINATE WITH OTHER SUB-CONTRACTORS FOR PLACEMENT OF WORK PRIOR TO INSTALLATION BEGINNING.
2. ALL DRAIN, WASTE AND VENT PIPING IS 2" UNLESS NOTED OTHERWISE. ALL 2" AND 3" WASTE SLOPE AT ¼" PER FT. PIPING 4" AND GREATER MAY BE AT 1/8" PER FT UNLESS NOTED OTHERWISE.
3. ANY BELOW SLAB SUPPLY PIPING SHALL BE PEX WITH NO JOINTS.
4. ALL SUPPLY PIPING IS ½" UNLESS NOTED OTHERWISE OR REQUIRED BY THE PLUMBING CODE.
5. CONNECT ALL APPLIANCES OR EQUIPMENT PER MANUFACTURER'S INSTRUCTIONS.
6. ALL PLUMBING VENTS SHALL BE 10 FEET FROM OPENINGS OR INTAKES.
7. THERE SHALL BE NO PVC WITHIN RETURN AIR PLENUMS.
2 8. ALL FIXTURES SHALL HAVE EXPANSION COMPENSATOR OR BLADDER TYPE SHOCK SUPPRESSORS FOR EACH CHASE.
9. SEE THE ARCHITECTURAL DRAWINGS FOR ALL MOUNTING HEIGHTS.
10. REFER TO THE ARCHITECTURAL DRAWINGS FOR FLOOR DRAIN LOCATIONS AND FLOOR SLOPES IF PRESENT. ALL FLOOR DRAINS ARE 2" TYPE 1 UNLESS NOTED OTHERWISE.
11. ROUTE DRAIN PIPING FROM WATER HEATERS, AIR HANDLERS OR EQUIPMENT TO FLOOR DRAINS. PROVIDE PROPER TRAPS.
12. ROUTE NO PIPING OVER ELECTRICAL EQUIPMENT.
13. FIRE SPRINKLER SHALL BE PROVIDED FOR ALL AREAS OF THE BUILDING PER NFPA. THIS INCLUDES A PROTECTED OR DRY SYSTEM FOR ANY UNHEATED AREAS. NO PIPE SHALL BE EXPOSED TO FREEZING TEMPERATURES.

LEGEND:
1 CLASS 1MANUAL STANDPIPE WITH VALVE.
2 3/4" CW UP TO ROOF HYDRANT.

ARCHITECTURE
LANDSCAPE ARCHITECTURE
ENERGY SERVICES

NSPJ ARCHITECTS, Inc.
3515 W. 75TH ST., SUITE 201
PRAIRIE VILLAGE, KS 66208

P. 913.831.1415
F. 913.831.1563
NSPJARCH.COM

© COPYRIGHT 2023

STATE OF MISSOURI
RICHARD R. BEARDMORE
NUMBER A-2007018744
PROFESSIONAL ENGINEER

04/28/2023

A NEW RESIDENTIAL COMMUNITY AT:

TRILOGY

800 & 810 NW WARD RD. | LEE'S SUMMIT, MO

DRAWING RELEASE LOG
• 03.15.2023 - PERMIT SUBMITTAL

△REVISIONS
2 23 0428 ADD 1/CC 2

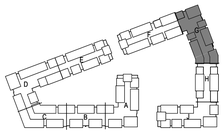

NORTH

KEY PLAN

NO SCALE

LS&A
Latimer Sommers & Associates P.A.
CONSULTING ENGINEERS
3639 SW Summerfield Drive, Suite A
Topeka, Kansas 66614-3974
8625 College Boulevard, Suite 102
Overland Park, Kansas 66210
Telephone: (785) 233-3232
Email: lsapa@lsapa.com
LSA PROJECT NO. 2204061

JOB NO. 705921 DATE 03.15.2023
DRAWN BY LSA CAD
4/28/2023 ADDENDUM 1/ CITY COMMENTS #2
SHEET NAME
SEGMENT G - BASEMENT & 1ST FLOOR - PLUMBING
SHEET NO.
P1.29

5/1/2023 3:51:52 PM

ARCH E1.30" x 42"

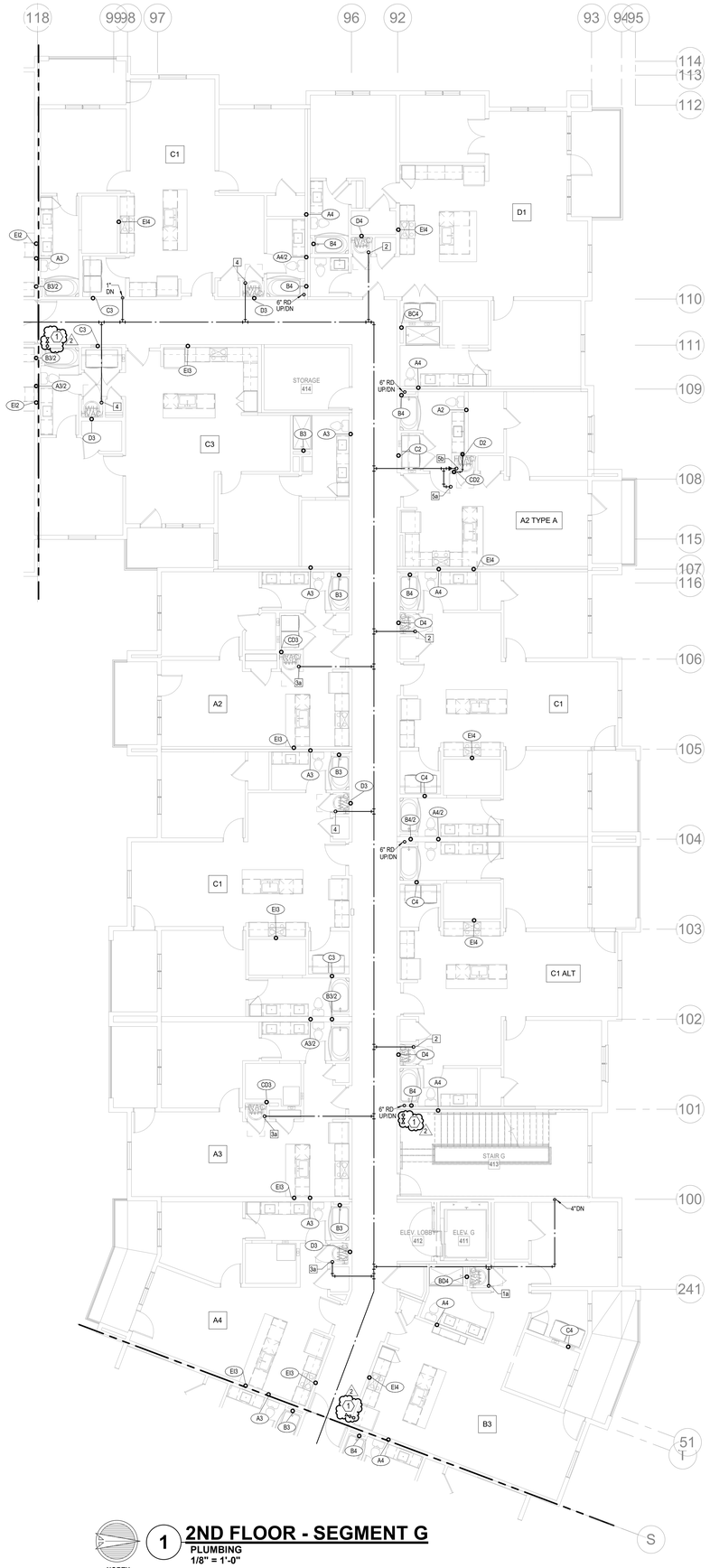

1 **2ND FLOOR - SEGMENT G**
PLUMBING
1/8" = 1'-0"

2 **3RD FLOOR - SEGMENT G**
PLUMBING
1/8" = 1'-0"

NOTES:

1. COORDINATE WITH OTHER SUB-CONTRACTORS FOR PLACEMENT OF WORK PRIOR TO INSTALLATION BEGINNING.
2. ALL DRAIN, WASTE AND VENT PIPING IS 2" UNLESS NOTED OTHERWISE. ALL 2" AND 3" WASTE SLOPE AT ¼" PER FT. PIPING 4" AND GREATER MAY BE AT 1/8" PER FT UNLESS NOTED OTHERWISE.
3. ANY BELOW SLAB SUPPLY PIPING SHALL BE PEX WITH NO JOINTS.
4. ALL SUPPLY PIPING IS ½" UNLESS NOTED OTHERWISE OR REQUIRED BY THE PLUMBING CODE.
5. CONNECT ALL APPLIANCES OR EQUIPMENT PER MANUFACTURER'S INSTRUCTIONS.
6. ALL PLUMBING VENTS SHALL BE 10 FEET FROM OPENINGS OR INTAKES.
7. THERE SHALL BE NO PVC WITHIN RETURN AIR PLENUMS.
2 8. ALL FIXTURES SHALL HAVE EXPANSION COMPENSATOR OR BLADDER TYPE SHOCK SUPPRESSORS FOR EACH CHASE.
9. SEE THE ARCHITECTURAL DRAWINGS FOR ALL MOUNTING HEIGHTS.
10. REFER TO THE ARCHITECTURAL DRAWINGS FOR FLOOR DRAIN LOCATIONS AND FLOOR SLOPES IF PRESENT. ALL FLOOR DRAINS ARE 2" TYPE 1 UNLESS NOTED OTHERWISE.
11. ROUTE DRAIN PIPING FROM WATER HEATERS, AIR HANDLERS OR EQUIPMENT TO FLOOR DRAINS. PROVIDE PROPER TRAPS.
12. ROUTE NO PIPING OVER ELECTRICAL EQUIPMENT.
13. FIRE SPRINKLER SHALL BE PROVIDED FOR ALL AREAS OF THE BUILDING PER NFPA. THIS INCLUDES A PROTECTED OR DRY SYSTEM FOR ANY UNHEATED AREAS. NO PIPE SHALL BE EXPOSED TO FREEZING TEMPERATURES.

2 **LEGEND:**

1 CLASS 1MANUAL STANDPIPE WITH VALVE.

2 3/4" CW UP TO ROOF HYDRANT.

ARCHITECTURE
LANDSCAPE ARCHITECTURE
ENERGY SERVICES

NSPJ ARCHITECTS, Inc.
3515 W. 75TH ST., SUITE 201
PRAIRIE VILLAGE, KS 66208
P. 913.831.1415
F. 913.831.1563
NSPJARCH.COM

© COPYRIGHT 2023

STATE OF MISSOURI
RICHARD R. BEARDMORE
NUMBER
PROFESSIONAL ENGINEER

04/28/2023

A NEW RESIDENTIAL COMMUNITY AT:
TRILOGY
800 & 810 NW WARD RD. | LEE'S SUMMIT, MO

DRAWING RELEASE LOG
• 03.15.2023 - PERMIT SUBMITTAL

△ REVISIONS
2 23 0428 ADD 1/CC 2

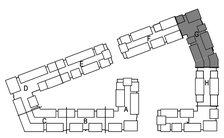

KEY PLAN
NO SCALE

LS&A
Latimer Sommers & Associates P.A.
CONSULTING ENGINEERS
3639 SW Summerfield Drive, Suite A
Topeka, Kansas 6614-3374
8625 College Boulevard, Suite 102
Overland Park, Kansas 66210
Telephone: (785) 233-3232
Email: lsapa@lsapa.com
LSA PROJECT NO. 2204061

JOB NO. 705921
DATE 03.15.2023
DRAWN BY LSA CAD
4/28/2023 ADDENDUM 1/ CITY COMMENTS #2

SHEET NAME
SEGMENT G - 2ND & 3RD FLOOR - PLUMBING

SHEET NO.
P1.30

5/1/2023 3:51:57 PM

ARCH E1 30" x 42"

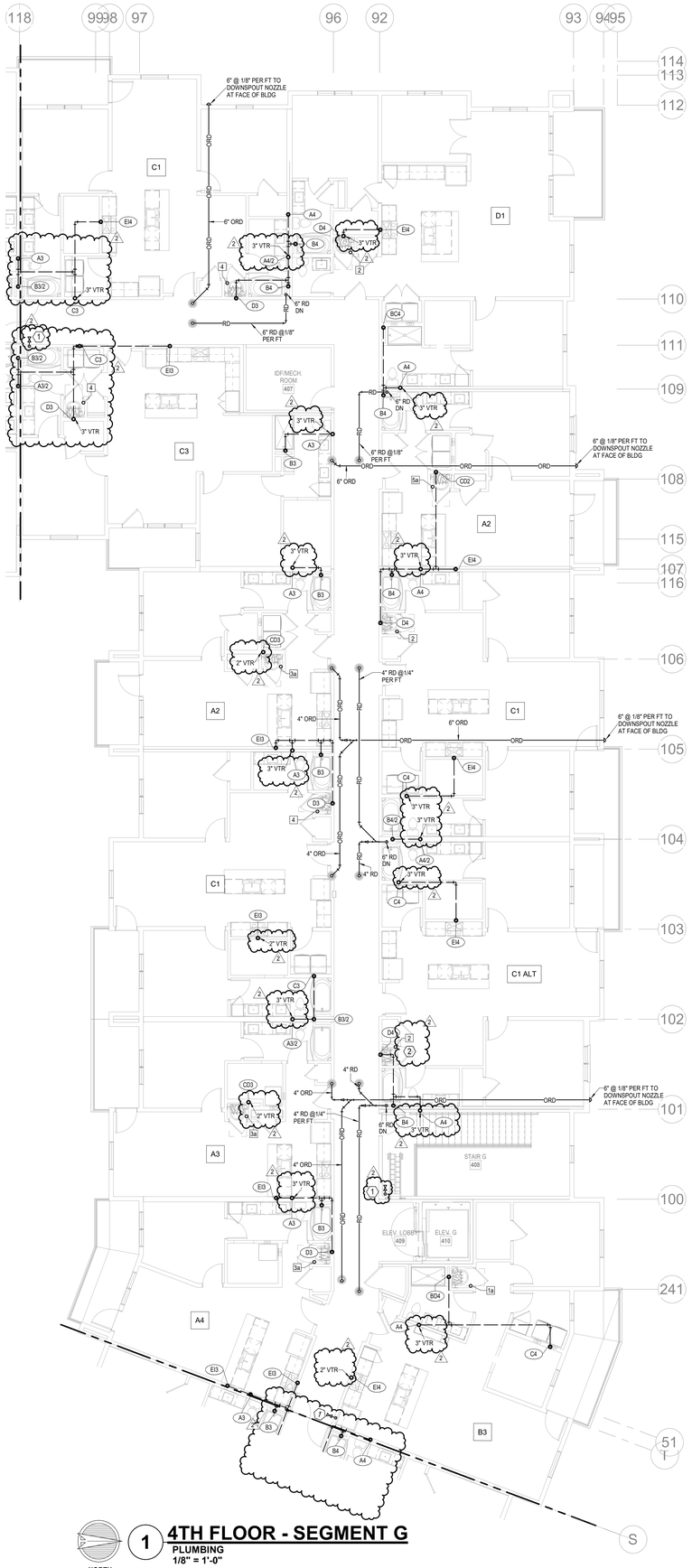

1 **4TH FLOOR - SEGMENT G**
PLUMBING
1/8" = 1'-0"
NORTH

2 **ROOF PLAN - SEGMENT G**
PLUMBING
1/8" = 1'-0"
NORTH

NOTES:

1. COORDINATE WITH OTHER SUB-CONTRACTORS FOR PLACEMENT OF WORK PRIOR TO INSTALLATION BEGINNING.
2. ALL DRAIN, WASTE AND VENT PIPING IS 2" UNLESS NOTED OTHERWISE. ALL 2" AND 3" WASTE SLOPE AT ¼" PER FT. PIPING 4" AND GREATER MAY BE AT 1/8" PER FT UNLESS NOTED OTHERWISE.
3. ANY BELOW SLAB SUPPLY PIPING SHALL BE PEX WITH NO JOINTS.
4. ALL SUPPLY PIPING IS ½" UNLESS NOTED OTHERWISE OR REQUIRED BY THE PLUMBING CODE.
5. CONNECT ALL APPLIANCES OR EQUIPMENT PER MANUFACTURER'S INSTRUCTIONS.
6. ALL PLUMBING VENTS SHALL BE 10 FEET FROM OPENINGS OR INTAKES.
7. THERE SHALL BE NO PVC WITHIN RETURN AIR PLENUMS.
8. ALL FIXTURES SHALL HAVE EXPANSION COMPENSATOR OR BLADDER TYPE SHOCK SUPPRESSORS FOR EACH CHASE.
9. SEE THE ARCHITECTURAL DRAWINGS FOR ALL MOUNTING HEIGHTS.
10. REFER TO THE ARCHITECTURAL DRAWINGS FOR FLOOR DRAIN LOCATIONS AND FLOOR SLOPES IF PRESENT. ALL FLOOR DRAINS ARE 2" TYPE 1 UNLESS NOTED OTHERWISE.
11. ROUTE DRAIN PIPING FROM WATER HEATERS, AIR HANDLERS OR EQUIPMENT TO FLOOR DRAINS. PROVIDE PROPER TRAPS.
12. ROUTE NO PIPING OVER ELECTRICAL EQUIPMENT.
13. FIRE SPRINKLER SHALL BE PROVIDED FOR ALL AREAS OF THE BUILDING PER NFPA. THIS INCLUDES A PROTECTED OR DRY SYSTEM FOR ANY UNHEATED AREAS. NO PIPE SHALL BE EXPOSED TO FREEZING TEMPERATURES.

LEGEND:

1. CLASS 1MANUAL STANDPIPE WITH VALVE.
2. 3/4" CW UP TO ROOF HYDRANT.

ARCHITECTURE
LANDSCAPE ARCHITECTURE
ENERGY SERVICES
NSPJ ARCHITECTS
3515 W. 75TH ST., SUITE 201
PRAIRIE VILLAGE, KS 66208
P. 913.831.1415
F. 913.831.1563
NSPJARCH.COM
© COPYRIGHT 2023

STATE OF MISSOURI
RICHARD R. BEARDMORE
NUMBER 2010035010
PROFESSIONAL ENGINEER
04/28/2023

A NEW RESIDENTIAL COMMUNITY AT:
TRILOGY
800 & 810 NW WARD RD. | LEE'S SUMMIT, MO

DRAWING RELEASE LOG
• 03.15.2023 - PERMIT SUBMITTAL

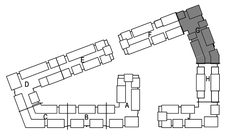

KEY PLAN
NO SCALE
NORTH

△REVISIONS
2 23 0428 ADD 1/CC 2

LS&A
Latimer Sommers & Associates P.A.
CONSULTING ENGINEERS
3639 SW Summerfield Drive, Suite A
Topeka, Kansas 6614-3974
8629 College Boulevard, Suite 103
Overland Park, Kansas 66210
Telephone: (785) 233-3232
Email: lsapa@lsapa.com
LSA PROJECT NO. 2204061

JOB NO. 705921
DATE 03.15.2023
DRAWN BY LSA CAD
4/28/2023 ADDENDUM 1/
CITY COMMENTS #2
SHEET NAME
SEGMENT G - 4TH FLOOR & ROOF PLAN - PLUMBING
SHEET NO.
P1.31

5/1/2023 3:52:02 PM

ARCH E1 30" x 42"

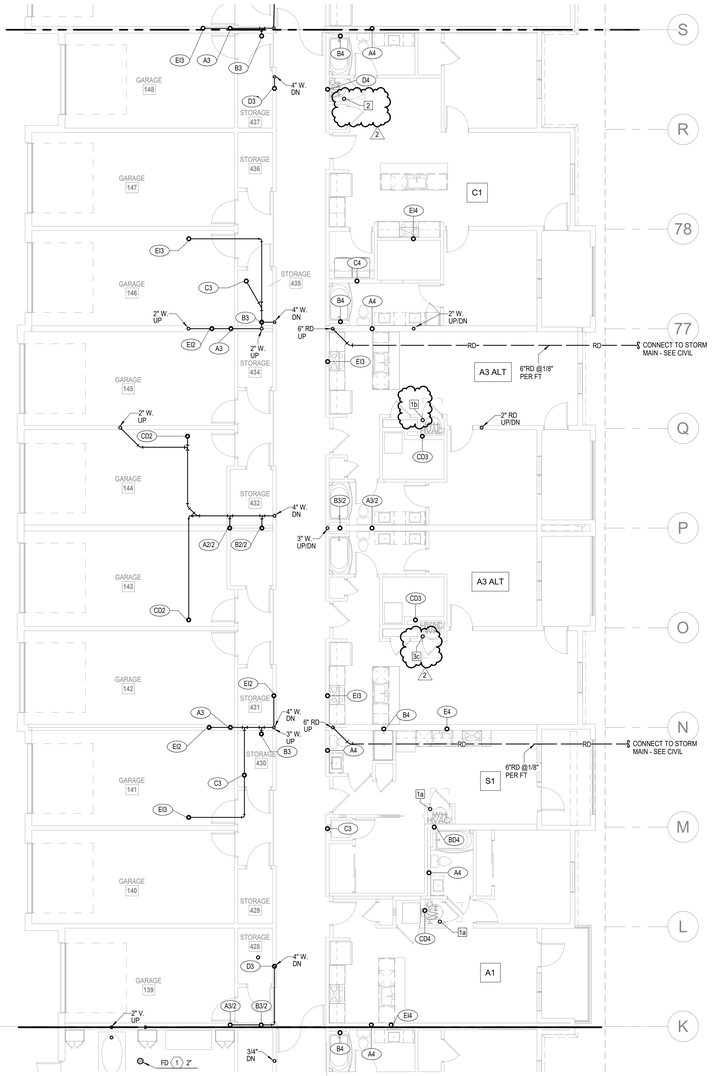

1 **1ST FLOOR - SEGMENT H**
PLUMBING
1/8" = 1'-0"

NORTH

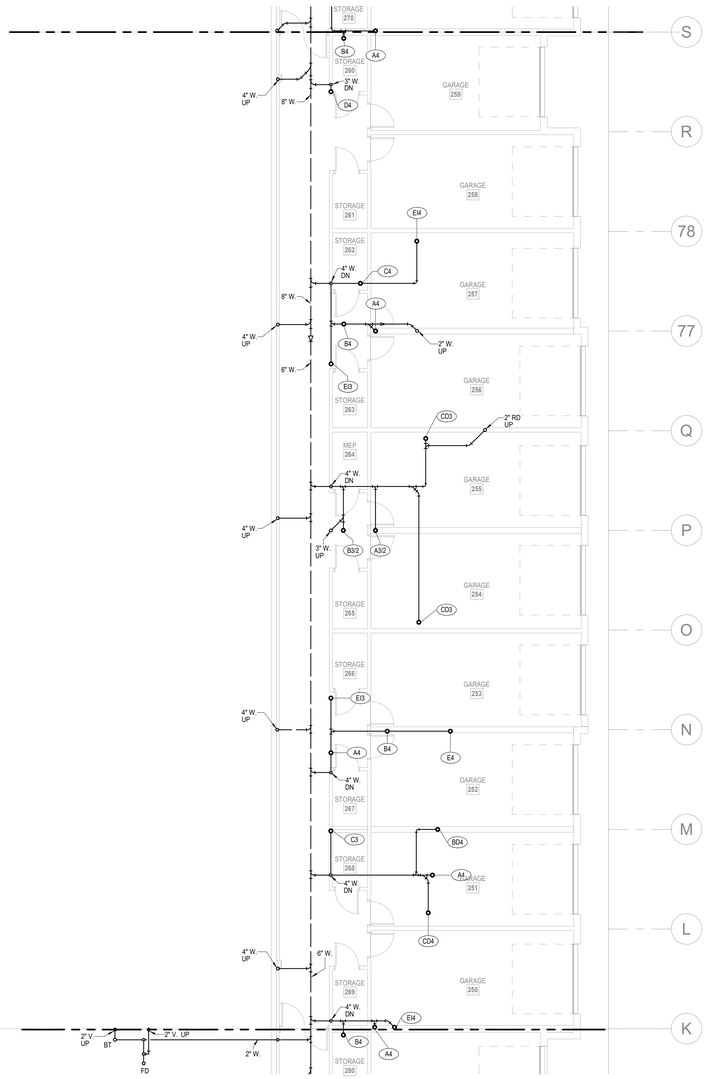

2 **BASEMENT - SEGMENT H**
PLUMBING
1/8" = 1'-0"

NORTH

NOTES:

1. COORDINATE WITH OTHER SUB-CONTRACTORS FOR PLACEMENT OF WORK PRIOR TO INSTALLATION BEGINNING.
2. ALL DRAIN, WASTE AND VENT PIPING IS 2" UNLESS NOTED OTHERWISE. ALL 2" AND 3" WASTE SLOPE AT ¼" PER FT. PIPING 4" AND GREATER MAY BE AT 1/8" PER FT UNLESS NOTED OTHERWISE.
3. ANY BELOW SLAB SUPPLY PIPING SHALL BE PEX WITH NO JOINTS.
4. ALL SUPPLY PIPING IS ½" UNLESS NOTED OTHERWISE OR REQUIRED BY THE PLUMBING CODE.
5. CONNECT ALL APPLIANCES OR EQUIPMENT PER MANUFACTURER'S INSTRUCTIONS.
6. ALL PLUMBING VENTS SHALL BE 10 FEET FROM OPENINGS OR INTAKES.
7. THERE SHALL BE NO PVC WITHIN RETURN AIR PLENUMS.
2 8. ALL FIXTURES SHALL HAVE EXPANSION COMPENSATOR OR BLADDER TYPE SHOCK SUPPRESSORS FOR EACH CHASE.
9. SEE THE ARCHITECTURAL DRAWINGS FOR ALL MOUNTING HEIGHTS.
10. REFER TO THE ARCHITECTURAL DRAWINGS FOR FLOOR DRAIN LOCATIONS AND FLOOR SLOPES IF PRESENT. ALL FLOOR DRAINS ARE 2" TYPE 1 UNLESS NOTED OTHERWISE.
11. ROUTE DRAIN PIPING FROM WATER HEATERS, AIR HANDLERS OR EQUIPMENT TO FLOOR DRAINS. PROVIDE PROPER TRAPS.
12. ROUTE NO PIPING OVER ELECTRICAL EQUIPMENT.
13. FIRE SPRINKLER SHALL BE PROVIDED FOR ALL AREAS OF THE BUILDING PER NFPA. THIS INCLUDES A PROTECTED OR DRY SYSTEM FOR ANY UNHEATED AREAS. NO PIPE SHALL BE EXPOSED TO FREEZING TEMPERATURES.

2 LEGEND:

1 CLASS 1MANUAL STANDPIPE WITH VALVE.

2 3/4" CW UP TO ROOF HYDRANT.

ARCHITECTURE
LANDSCAPE ARCHITECTURE
ENERGY SERVICES
P. 913.831.1415
F. 913.831.1563
NSPJARCH.COM
© COPYRIGHT 2023
NSPJ
ARCHITECTS, Inc.
3515 W. 75TH ST., SUITE 201
PRAIRIE VILLAGE, KS 66208

STATE OF MISSOURI
RICHARD R. BEARDMORE
NUMBER A-5
PROFESSIONAL ENGINEER

04/28/2023

A NEW RESIDENTIAL COMMUNITY AT:

TRILOGY

800 & 810 NW WARD RD. | LEE'S SUMMIT, MO

DRAWING RELEASE LOG
• 03.15.2023 - PERMIT SUBMITTAL

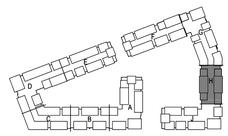

NORTH

KEY PLAN
NO SCALE

△REVISIONS
2 2/3/428 ADD 1/CC 2

LS&A
Lattimer Sommers & Associates P.A.
CONSULTING ENGINEERS
3639 SW Summerfield Drive, Suite A
Topeka, Kansas 6614-3974
8625 College Boulevard, Suite 103
Overland Park, Kansas 66210
Telephone: (785) 233-3232
Email: lsapa@lsapa.com
LSA PROJECT NO. 2204061

JOB NO. 705921
DATE 03.15.2023
DRAWN BY LSA CAD
4/28/2023 ADDENDUM 1/ CITY COMMENTS #2
SHEET NAME SEGMENT H - BASEMENT & 1ST FLOOR - PLUMBING
SHEET NO. P1.32

5/1/2023 3:52:06 PM

ARCH E1 30" x 42"

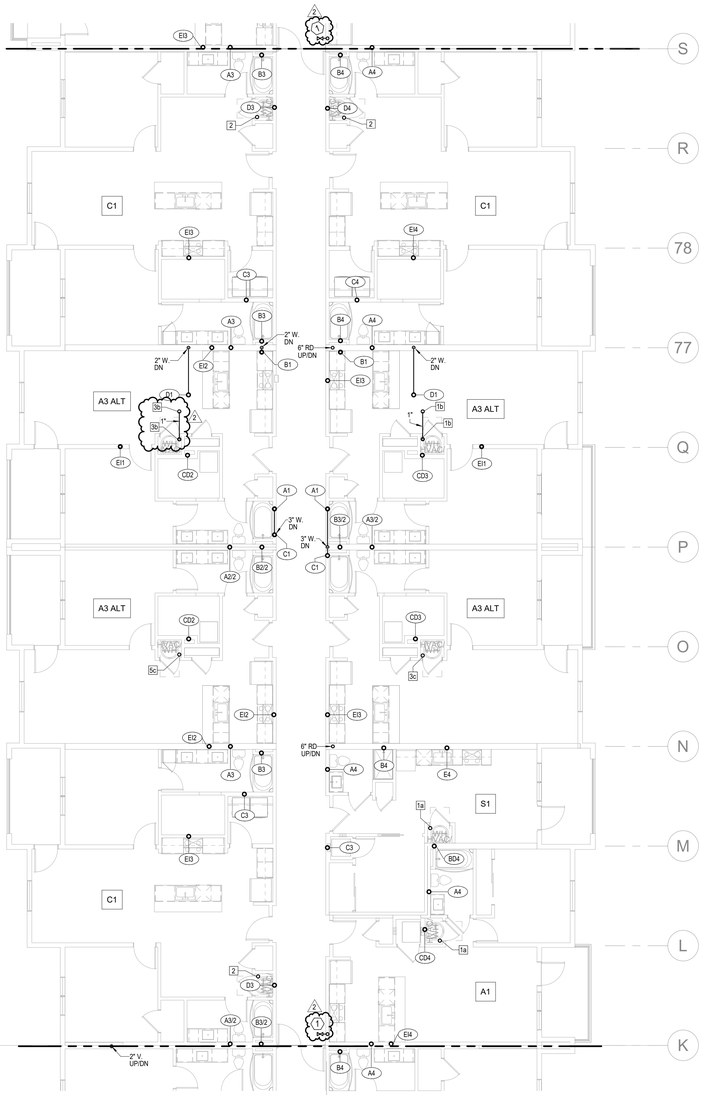

1 **3RD FLOOR - SEGMENT H**
PLUMBING
1/8" = 1'-0"

NORTH

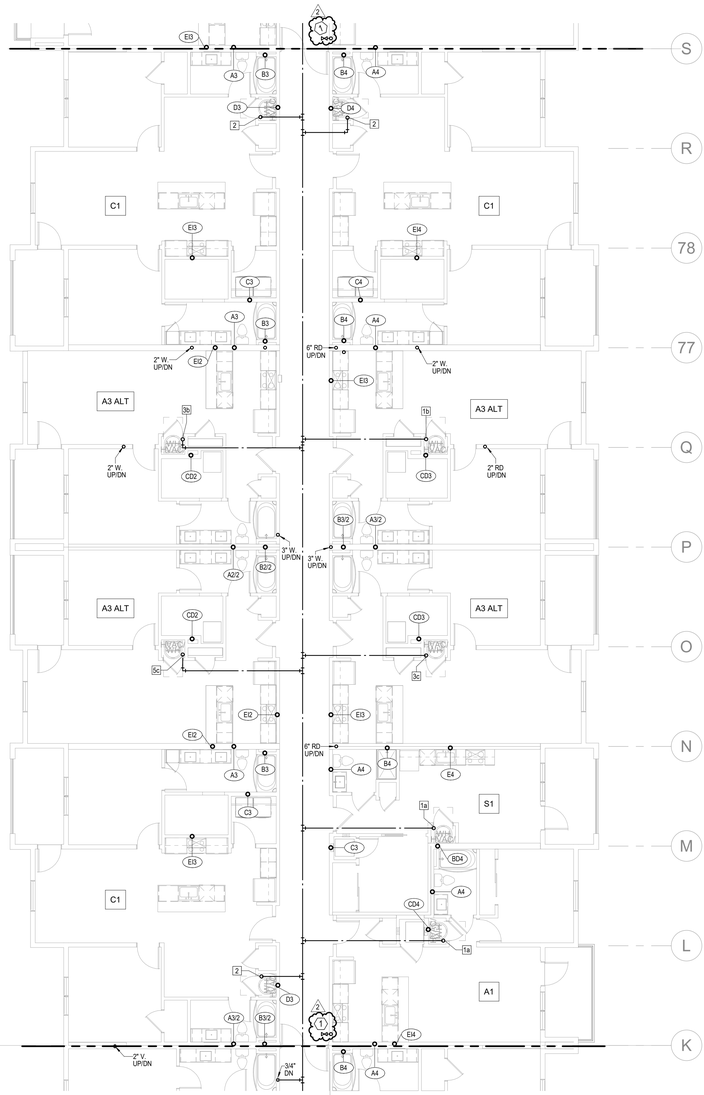

2 **2ND FLOOR - SEGMENT H**
PLUMBING
1/8" = 1'-0"

NORTH

NOTES:

1. COORDINATE WITH OTHER SUB-CONTRACTORS FOR PLACEMENT OF WORK PRIOR TO INSTALLATION BEGINNING.
2. ALL DRAIN, WASTE AND VENT PIPING IS 2" UNLESS NOTED OTHERWISE. ALL 2" AND 3" WASTE SLOPE AT ¼" PER FT. PIPING 4" AND GREATER MAY BE AT 1/8" PER FT UNLESS NOTED OTHERWISE.
3. ANY BELOW SLAB SUPPLY PIPING SHALL BE PEX WITH NO JOINTS.
4. ALL SUPPLY PIPING IS ½" UNLESS NOTED OTHERWISE OR REQUIRED BY THE PLUMBING CODE.
5. CONNECT ALL APPLIANCES OR EQUIPMENT PER MANUFACTURER'S INSTRUCTIONS.
6. ALL PLUMBING VENTS SHALL BE 10 FEET FROM OPENINGS OR INTAKES.
7. THERE SHALL BE NO PVC WITHIN RETURN AIR PLENUMS.
8. ALL FIXTURES SHALL HAVE EXPANSION COMPENSATOR OR BLADDER TYPE SHOCK SUPPRESSORS FOR EACH CHASE.
9. SEE THE ARCHITECTURAL DRAWINGS FOR ALL MOUNTING HEIGHTS.
10. REFER TO THE ARCHITECTURAL DRAWINGS FOR FLOOR DRAIN LOCATIONS AND FLOOR SLOPES IF PRESENT. ALL FLOOR DRAINS ARE 2" TYPE 1 UNLESS NOTED OTHERWISE.
11. ROUTE DRAIN PIPING FROM WATER HEATERS, AIR HANDLERS OR EQUIPMENT TO FLOOR DRAINS. PROVIDE PROPER TRAPS.
12. ROUTE NO PIPING OVER ELECTRICAL EQUIPMENT.
13. FIRE SPRINKLER SHALL BE PROVIDED FOR ALL AREAS OF THE BUILDING PER NFPA. THIS INCLUDES A PROTECTED OR DRY SYSTEM FOR ANY UNHEATED AREAS. NO PIPE SHALL BE EXPOSED TO FREEZING TEMPERATURES.

LEGEND:

(1) CLASS 1MANUAL STANDPIPE WITH VALVE.

(2) 3/4" CW UP TO ROOF HYDRANT.

ARCHITECTURE
LANDSCAPE ARCHITECTURE
ENERGY SERVICES

NSPJ
ARCHITECTS, Inc.
3515 W. 75TH ST., SUITE 201
PRAIRIE VILLAGE, KS 66208

P. 913.831.1415
F. 913.831.1563
NSPJARCH.COM
© COPYRIGHT 2023

STATE OF MISSOURI
RICHARD R. BEARDMORE
NUMBER A-2007014
PROFESSIONAL ENGINEER

04/28/2023

A NEW RESIDENTIAL COMMUNITY AT:

TRILOGY

800 & 810 NW WARD RD. | LEE'S SUMMIT, MO

DRAWING RELEASE LOG
• 03.15.2023 - PERMIT SUBMITTAL

△REVISIONS
2 23.0428 ADD 1/CC 2

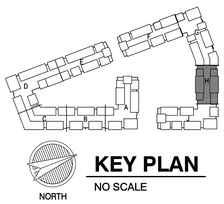

NORTH

KEY PLAN
NO SCALE

LS&A
Latimer Sommers & Associates P.A.
CONSULTING ENGINEERS
3639 SW Summerfield Drive, Suite A
Topeka, Kansas 66614-3974
8625 College Boulevard, Suite 102
Overland Park, Kansas 66210
Telephone: (785) 233-3232
Email: lsapa@lsapa.com
LSA PROJECT NO. 2204061

JOB NO. 705921
DATE 03.15.2023
DRAWN BY LSA CAD
4/28/2023 ADDENDUM 1/ CITY COMMENTS #2
SHEET NAME SEGMENT H - 2ND & 3RD FLOOR - PLUMBING
SHEET NO. P1.33

5/1/2023 3:52:10 PM

ARCH E1 30" x 42"

NORTH

1 ROOF PLAN - SEGMENT H

PLUMBING
1/8" = 1'-0"

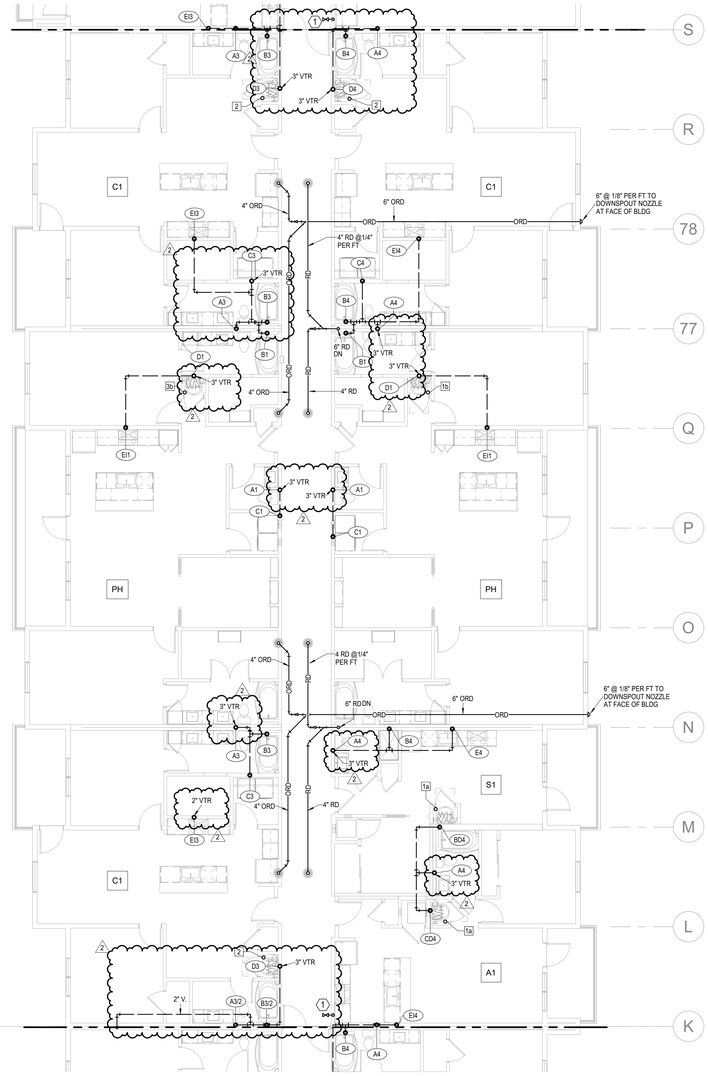

NORTH

2 4TH FLOOR - SEGMENT H

PLUMBING
1/8" = 1'-0"

NOTES:

1. COORDINATE WITH OTHER SUB-CONTRACTORS FOR PLACEMENT OF WORK PRIOR TO INSTALLATION BEGINNING.
2. ALL DRAIN, WASTE AND VENT PIPING IS 2" UNLESS NOTED OTHERWISE. ALL 2" AND 3" WASTE SLOPE AT ¼" PER FT. PIPING 4" AND GREATER MAY BE AT 1/8" PER FT UNLESS NOTED OTHERWISE.
3. ANY BELOW SLAB SUPPLY PIPING SHALL BE PEX WITH NO JOINTS.
4. ALL SUPPLY PIPING IS ½" UNLESS NOTED OTHERWISE OR REQUIRED BY THE PLUMBING CODE.
5. CONNECT ALL APPLIANCES OR EQUIPMENT PER MANUFACTURER'S INSTRUCTIONS.
6. ALL PLUMBING VENTS SHALL BE 10 FEET FROM OPENINGS OR INTAKES.
7. THERE SHALL BE NO PVC WITHIN RETURN AIR PLENUMS.
8. ALL FIXTURES SHALL HAVE EXPANSION COMPENSATOR OR BLADDER TYPE SHOCK SUPPRESSORS FOR EACH CHASE.
9. SEE THE ARCHITECTURAL DRAWINGS FOR ALL MOUNTING HEIGHTS.
10. REFER TO THE ARCHITECTURAL DRAWINGS FOR FLOOR DRAIN LOCATIONS AND FLOOR SLOPES IF PRESENT. ALL FLOOR DRAINS ARE 2" TYPE 1 UNLESS NOTED OTHERWISE.
11. ROUTE DRAIN PIPING FROM WATER HEATERS, AIR HANDLERS OR EQUIPMENT TO FLOOR DRAINS. PROVIDE PROPER TRAPS.
12. ROUTE NO PIPING OVER ELECTRICAL EQUIPMENT.
13. FIRE SPRINKLER SHALL BE PROVIDED FOR ALL AREAS OF THE BUILDING PER NFPA. THIS INCLUDES A PROTECTED OR DRY SYSTEM FOR ANY UNHEATED AREAS. NO PIPE SHALL BE EXPOSED TO FREEZING TEMPERATURES.

LEGEND:

(1) CLASS 1MANUAL STANDPIPE WITH VALVE.

(2) 3/4" CW UP TO ROOF HYDRANT.

ARCHITECTURE
LANDSCAPE ARCHITECTURE
ENERGY SERVICES

NSPJ ARCHITECTS, Inc.
3515 W. 75TH ST., SUITE 201
PRAIRIE VILLAGE, KS 66208

P. 913.831.1415
F. 913.831.1563
NSPJARCH.COM

© COPYRIGHT 2023

STATE OF MISSOURI
RICHARD R. BEARDMORE
NUMBER
PROFESSIONAL ENGINEER

04/28/2023

A NEW RESIDENTIAL COMMUNITY AT:

TRILOGY

800 & 810 NW WARD RD. | LEE'S SUMMIT, MO

DRAWING RELEASE LOG
• 03.15.2023 - PERMIT SUBMITTAL

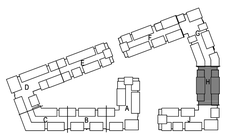

NORTH

KEY PLAN

NO SCALE

△REVISIONS
2 2/28/28 ADD 1/CC 2

LS&A
Lastmer Sommers & Associates P.A.
CONSULTING ENGINEERS
3639 SW Summerfield Drive, Suite A
Topeka, Kansas 6614-3974
8625 College Boulevard, Suite 102
Overland Park, Kansas 66210
Telephone: (785) 233-3232
Email: lsapa@lsapa.com
LSA PROJECT NO. 2204061

JOB NO. 705921
DATE 03.15.2023
DRAWN BY LSA CAD
4/28/2023 ADDENDUM 1/ CITY COMMENTS #2
SHEET NAME
SEGMENT H - 4TH FLOOR & ROOF PLAN - PLUMBING
SHEET NO.
P1.34

5/1/2023 3:02:13 PM

ARCH E1.50" x 42"

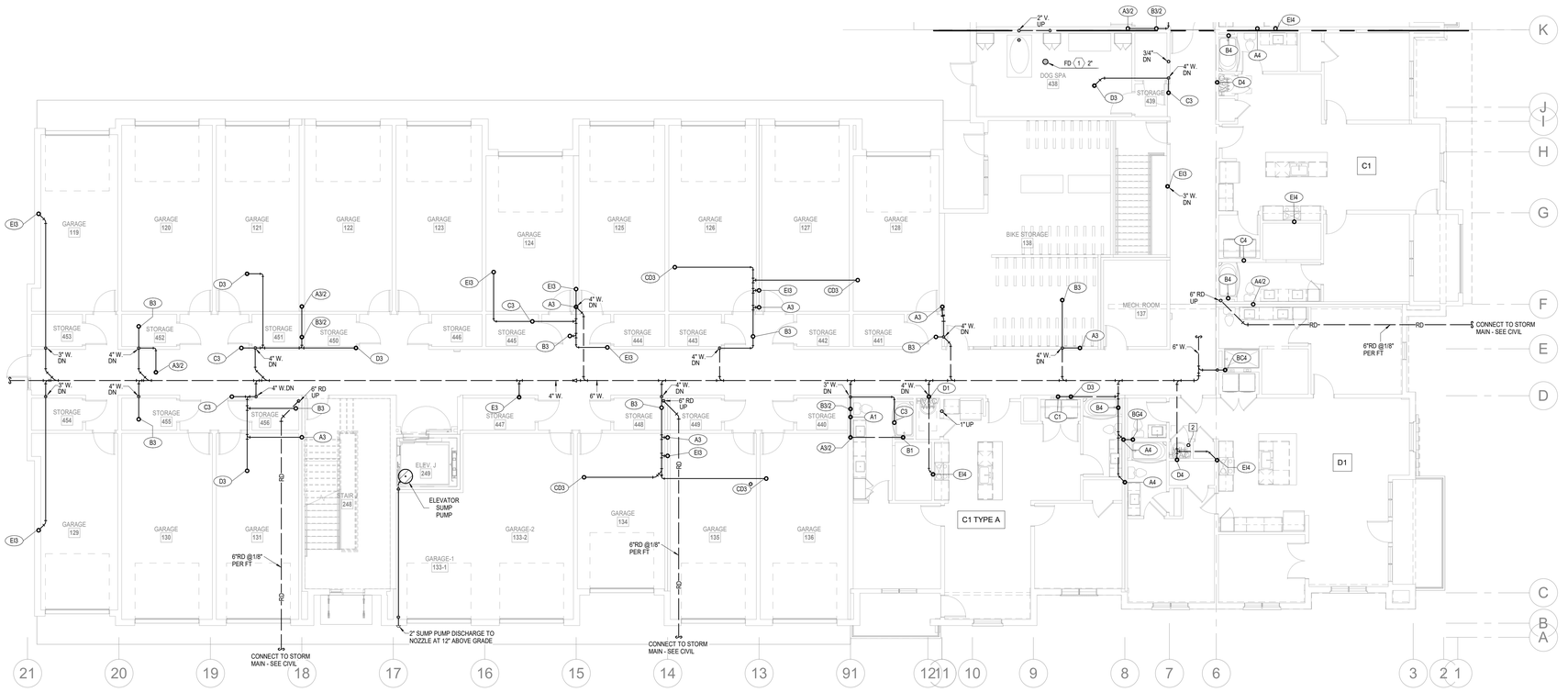

NORTH

1 1ST FLOOR - SEGMENT J

PLUMBING

1/8" = 1'-0"

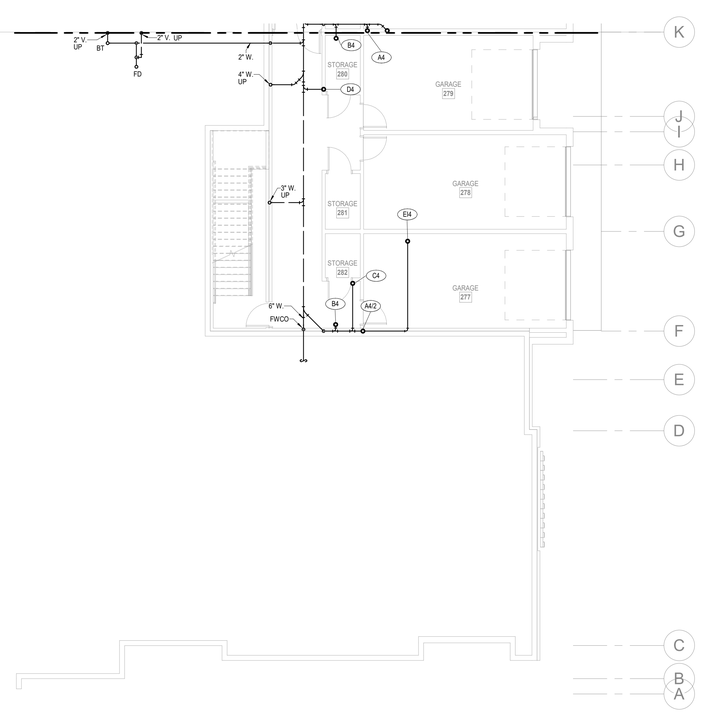

NORTH

2 BASEMENT - SEGMENT J

PLUMBING

1/8" = 1'-0"

NOTES:

1. COORDINATE WITH OTHER SUB-CONTRACTORS FOR PLACEMENT OF WORK PRIOR TO INSTALLATION BEGINNING.
2. ALL DRAIN, WASTE AND VENT PIPING IS 2" UNLESS NOTED OTHERWISE. ALL 2" AND 3" WASTE SLOPE AT ¼" PER FT. PIPING 4" AND GREATER MAY BE AT 1/8" PER FT UNLESS NOTED OTHERWISE.
3. ANY BELOW SLAB SUPPLY PIPING SHALL BE PEX WITH NO JOINTS.
4. ALL SUPPLY PIPING IS ½" UNLESS NOTED OTHERWISE OR REQUIRED BY THE PLUMBING CODE.
5. CONNECT ALL APPLIANCES OR EQUIPMENT PER MANUFACTURER'S INSTRUCTIONS.
6. ALL PLUMBING VENTS SHALL BE 10 FEET FROM OPENINGS OR INTAKES.
7. THERE SHALL BE NO PVC WITHIN RETURN AIR PLENUMS.
8. ALL FIXTURES SHALL HAVE AIR CHAMBERS OR BLADDER TYPE SHOCK SUPPRESSORS FOR EACH CHASE.
9. SEE THE ARCHITECTURAL DRAWINGS FOR ALL MOUNTING HEIGHTS.
10. REFER TO THE ARCHITECTURAL DRAWINGS FOR FLOOR DRAIN LOCATIONS AND FLOOR SLOPES IF PRESENT. ALL FLOOR DRAINS ARE 2" TYPE 1 UNLESS NOTED OTHERWISE.
11. ROUTE DRAIN PIPING FROM WATER HEATERS, AIR HANDLERS OR EQUIPMENT TO FLOOR DRAINS. PROVIDE PROPER TRAPS.
12. ROUTE NO PIPING OVER ELECTRICAL EQUIPMENT.
13. FIRE SPRINKLER SHALL BE PROVIDED FOR ALL AREAS OF THE BUILDING PER NFPA. THIS INCLUDES A PROTECTED OR DRY SYSTEM FOR ANY UNHEATED AREAS. NO PIPE SHALL BE EXPOSED TO FREEZING TEMPERATURES.

ARCHITECTURE
LANDSCAPE ARCHITECTURE
ENERGY SERVICES

NSPJ ARCHITECTS, Inc.
3515 W. 75TH ST., SUITE 201
PRAIRIE VILLAGE, KS 66208
P. 913.831.1415
F. 913.831.1563
NSPJARCH.COM

© COPYRIGHT 2023

STATE OF MISSOURI
RICHARD R. BEARDMORE
NUMBER A-2007018
PROFESSIONAL ENGINEER

03/15/2023

A NEW RESIDENTIAL COMMUNITY AT:

TRILOGY

800 & 810 NW WARD RD. | LEE'S SUMMIT, MO

DRAWING RELEASE LOG
- 03.15.2023 - PERMIT SUBMITTAL

△ REVISIONS

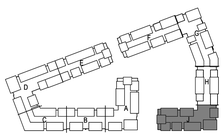

NORTH

KEY PLAN

JOB NO. 705921
DATE 03.15.2023
DRAWN BY LSA CAD
4/11/2023 CITY COMMENTS

SHEET NAME
SEGMENT J - BASEMENT & 1ST FLOOR - PLUMBING

SHEET NO.
P1.35

LS&A
Lastimer Sommers & Associates P.A.
CONSULTING ENGINEERS
3639 SW Summerfield Drive, Suite A
Topeka, Kansas 6614-3974
8625 College Boulevard, Suite 102
Overland Park, Kansas 66210
Telephone: (785) 233-3232
Email: lsapa@lsapa.com
LSA PROJECT NO. 2204061

4/13/2023 5:11:33 PM

ARCH E1 30" x 42"

NORTH

1 2ND FLOOR - SEGMENT J

PLUMBING

1/8" = 1'-0"

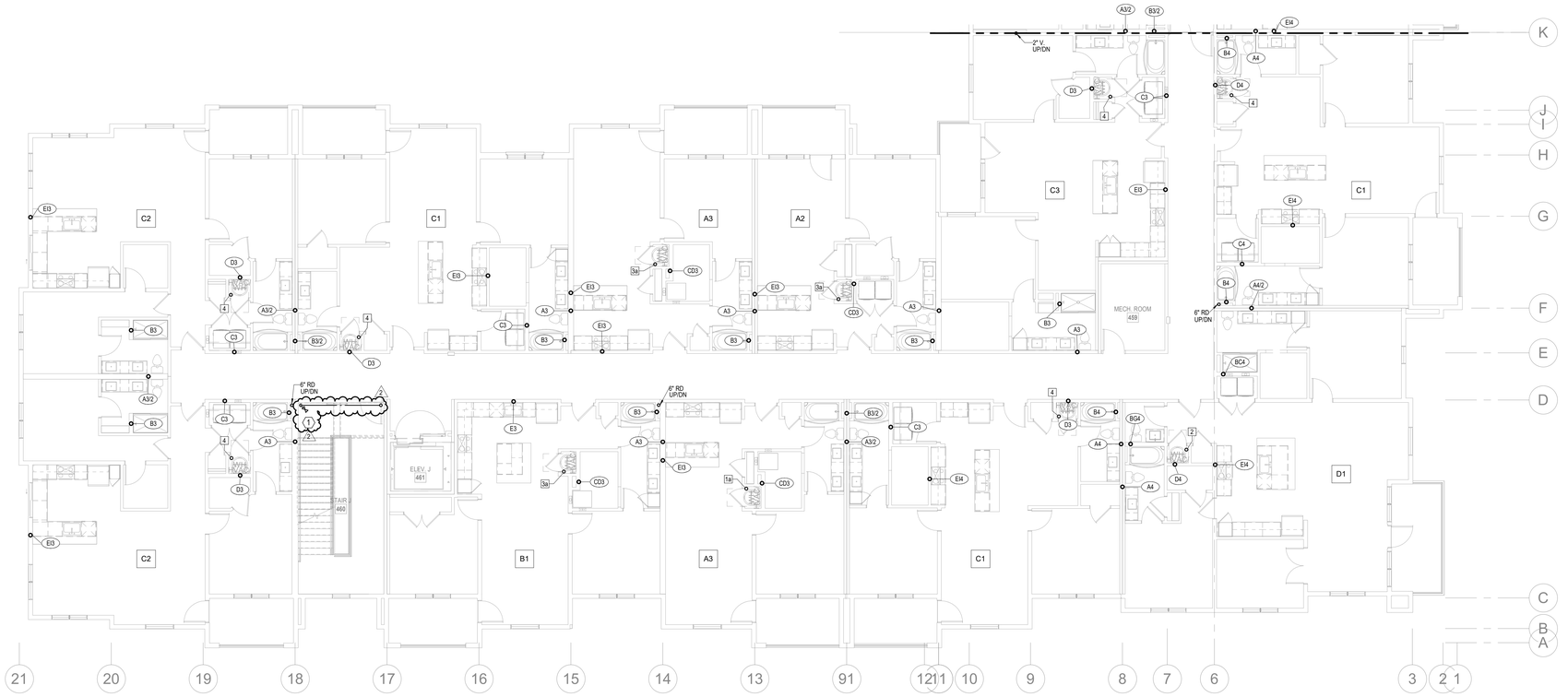

NORTH

2 3RD FLOOR - SEGMENT J

PLUMBING

1/8" = 1'-0"

NOTES:
1. COORDINATE WITH OTHER SUB-CONTRACTORS FOR PLACEMENT OF WORK PRIOR TO INSTALLATION BEGINNING.
2. ALL DRAIN, WASTE AND VENT PIPING IS 2" UNLESS NOTED OTHERWISE. ALL 2" AND 3" WASTE SLOPE AT ¼" PER FT. PIPING 4" AND GREATER MAY BE AT 1/8" PER FT UNLESS NOTED OTHERWISE.
3. ANY BELOW SLAB SUPPLY PIPING SHALL BE PEX WITH NO JOINTS.
4. ALL SUPPLY PIPING IS ½" UNLESS NOTED OTHERWISE OR REQUIRED BY THE PLUMBING CODE.
5. CONNECT ALL APPLIANCES OR EQUIPMENT PER MANUFACTURER'S INSTRUCTIONS.
6. ALL PLUMBING VENTS SHALL BE 10 FEET FROM OPENINGS OR INTAKES.
7. THERE SHALL BE NO PVC WITHIN RETURN AIR PLENUMS.
2 8. ALL FIXTURES SHALL HAVE EXPANSION COMPENSATOR OR BLADDER TYPE SHOCK SUPPRESSORS FOR EACH CHASE.
9. SEE THE ARCHITECTURAL DRAWINGS FOR ALL MOUNTING HEIGHTS.
10. REFER TO THE ARCHITECTURAL DRAWINGS FOR FLOOR DRAIN LOCATIONS AND FLOOR SLOPES IF PRESENT. ALL FLOOR DRAINS ARE 2" TYPE 1 UNLESS NOTED OTHERWISE.
11. ROUTE DRAIN PIPING FROM WATER HEATERS, AIR HANDLERS OR EQUIPMENT TO FLOOR DRAINS. PROVIDE PROPER TRAPS.
12. ROUTE NO PIPING OVER ELECTRICAL EQUIPMENT.
13. FIRE SPRINKLER SHALL BE PROVIDED FOR ALL AREAS OF THE BUILDING PER NFPA. THIS INCLUDES A PROTECTED OR DRY SYSTEM FOR ANY UNHEATED AREAS. NO PIPE SHALL BE EXPOSED TO FREEZING TEMPERATURES.

LEGEND:
1 CLASS 1MANUAL STANDPIPE WITH VALVE.
2 3/4" CW UP TO ROOF HYDRANT.

ARCHITECTURE
LANDSCAPE ARCHITECTURE
ENERGY SERVICES

NSPJ ARCHITECTS, Inc.
3515 W. 75TH ST., SUITE 201
PRAIRIE VILLAGE, KS 66208

P. 913.831.1415
F. 913.831.1563
NSPJARCH.COM

© COPYRIGHT 2023

STATE OF MISSOURI
RICHARD R. BEARDMORE
NUMBER 2010018004
PROFESSIONAL ENGINEER

04/28/2023

A NEW RESIDENTIAL COMMUNITY AT:

TRILOGY

800 & 810 NW WARD RD. | LEE'S SUMMIT, MO

DRAWING RELEASE LOG
• 03.15.2023 - PERMIT SUBMITTAL

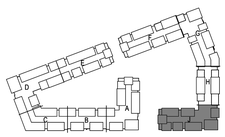

NORTH

KEY PLAN

NO SCALE

△ REVISIONS
2 23 0428 ADD 1/CC 2

LS&A
Lattimer Sommers & Associates P.A.
CONSULTING ENGINEERS
3639 SW Summerfield Drive, Suite A
Topeka, Kansas 6614-3974
8625 College Boulevard, Suite 103
Overland Park, Kansas 66210
Telephone: (785) 233-3232
Email: lsapa@lsapa.com
LSA PROJECT NO. 2204061

JOB NO. 705921
DATE 03.15.2023
DRAWN BY LSA CAD
4/28/2023 ADDENDUM 1/ CITY COMMENTS #2

SHEET NAME
SEGMENT J - 2ND & 3RD FLOOR - PLUMBING

SHEET NO.
P1.36

5/1/2023 3:52:18 PM

ARCH E1 30" x 42"

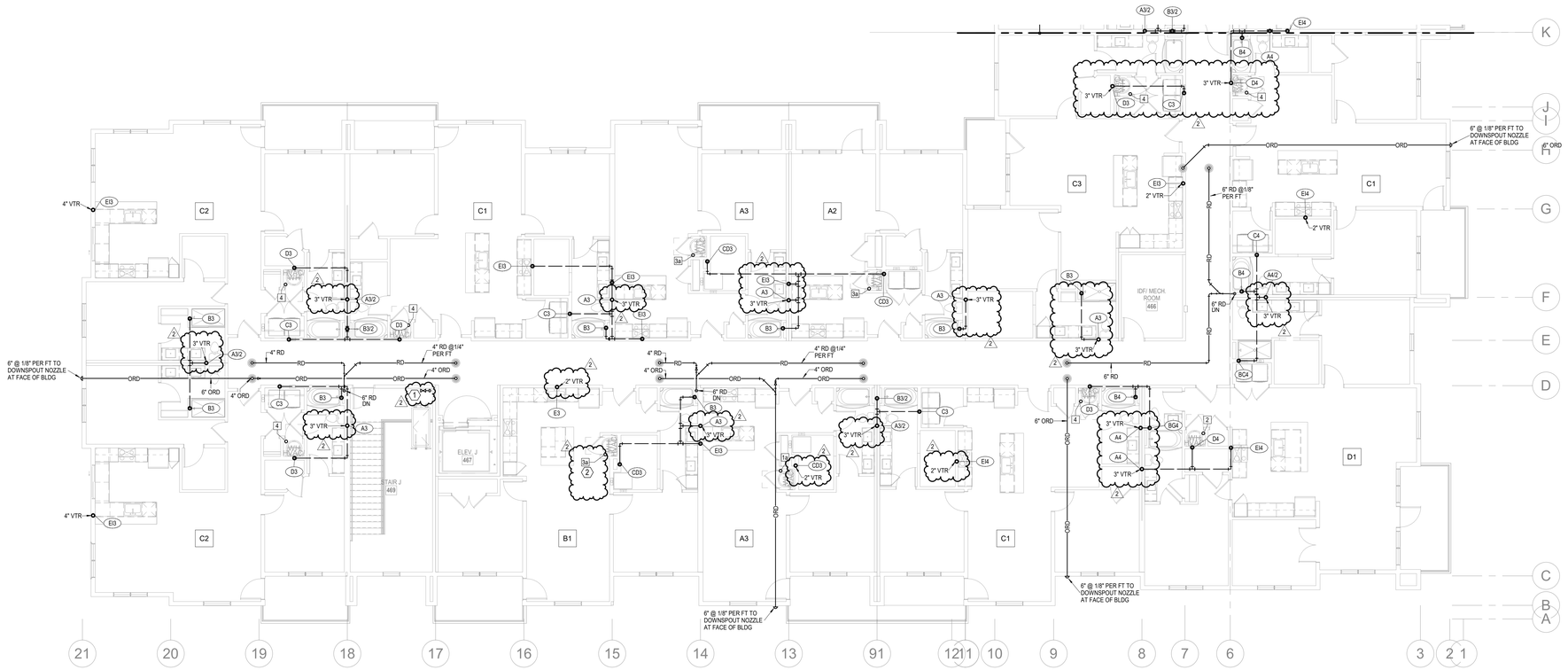

NORTH

1 4TH FLOOR - SEGMENT J

PLUMBING
1/8" = 1'-0"

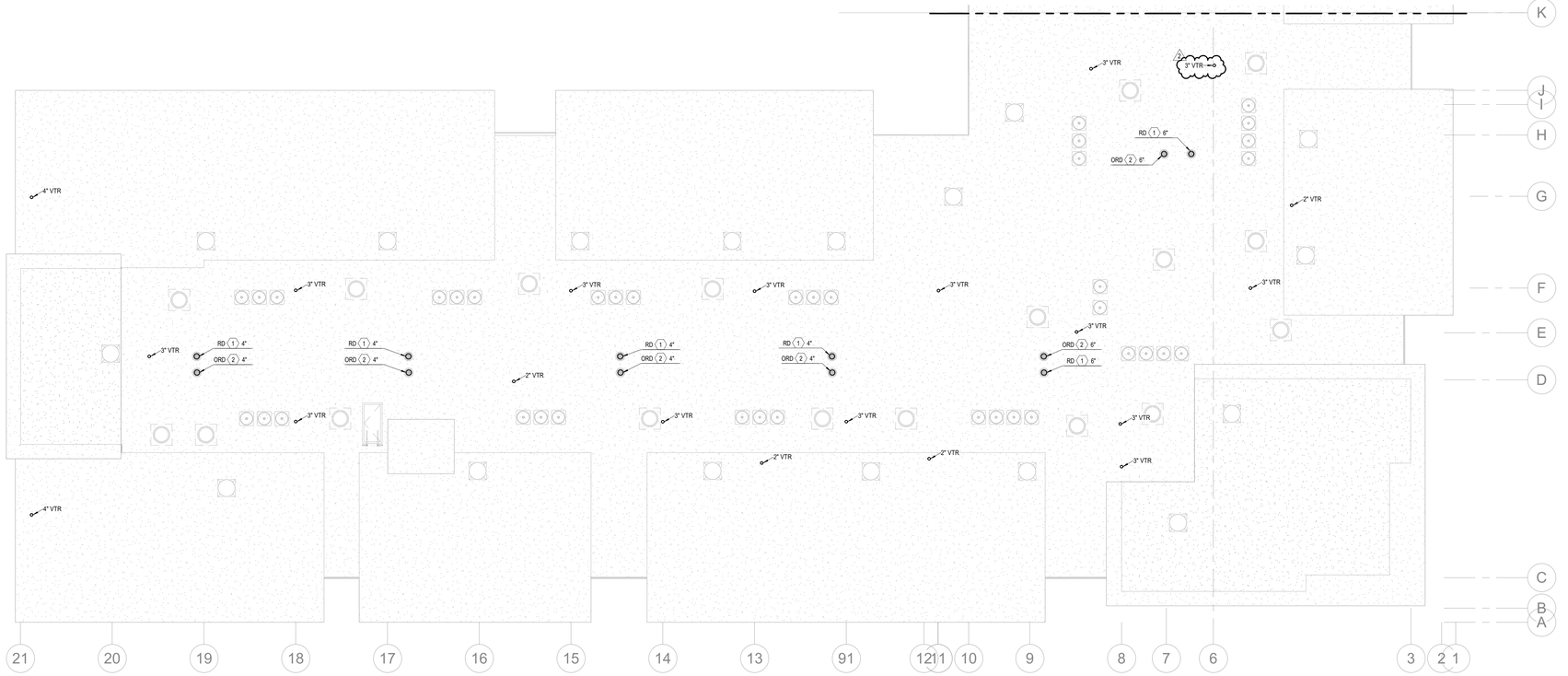

NORTH

2 ROOF PLAN - SEGMENT J

PLUMBING
1/8" = 1'-0"

NOTES:

1. COORDINATE WITH OTHER SUB-CONTRACTORS FOR PLACEMENT OF WORK PRIOR TO INSTALLATION BEGINNING.
2. ALL DRAIN, WASTE AND VENT PIPING IS 2" UNLESS NOTED OTHERWISE. ALL 2" AND 3" WASTE SLOPE AT ¼" PER FT. PIPING 4" AND GREATER MAY BE AT 1/8" PER FT UNLESS NOTED OTHERWISE.
3. ANY BELOW SLAB SUPPLY PIPING SHALL BE PEX WITH NO JOINTS.
4. ALL SUPPLY PIPING IS ½" UNLESS NOTED OTHERWISE OR REQUIRED BY THE PLUMBING CODE.
5. CONNECT ALL APPLIANCES OR EQUIPMENT PER MANUFACTURER'S INSTRUCTIONS.
6. ALL PLUMBING VENTS SHALL BE 10 FEET FROM OPENINGS OR INTAKES.
7. THERE SHALL BE NO PVC WITHIN RETURN AIR PLENUMS.
8. ALL FIXTURES SHALL HAVE EXPANSION COMPENSATOR OR BLADDER TYPE SHOCK SUPPRESSORS FOR EACH CHASE.
9. SEE THE ARCHITECTURAL DRAWINGS FOR ALL MOUNTING HEIGHTS.
10. REFER TO THE ARCHITECTURAL DRAWINGS FOR FLOOR DRAIN LOCATIONS AND FLOOR SLOPES IF PRESENT. ALL FLOOR DRAINS ARE 2" TYPE 1 UNLESS NOTED OTHERWISE.
11. ROUTE DRAIN PIPING FROM WATER HEATERS, AIR HANDLERS OR EQUIPMENT TO FLOOR DRAINS. PROVIDE PROPER TRAPS.
12. ROUTE NO PIPING OVER ELECTRICAL EQUIPMENT.
13. FIRE SPRINKLER SHALL BE PROVIDED FOR ALL AREAS OF THE BUILDING PER NFPA. THIS INCLUDES A PROTECTED OR DRY SYSTEM FOR ANY UNHEATED AREAS. NO PIPE SHALL BE EXPOSED TO FREEZING TEMPERATURES.

LEGEND:

1. CLASS 1MANUAL STANDPIPE WITH VALVE.
2. 3/4" CW UP TO ROOF HYDRANT.

ARCHITECTURE
LANDSCAPE ARCHITECTURE
ENERGY SERVICES

NSPJ ARCHITECTS, Inc.
3515 W. 75TH ST., SUITE 201
PRAIRIE VILLAGE, KS 66208
P. 913.831.1415
F. 913.831.1563
NSPJARCH.COM

© COPYRIGHT 2023

STATE OF MISSOURI
RICHARD R. BEARDMORE
NUMBER A-2007018766
PROFESSIONAL ENGINEER
04/28/2023

A NEW RESIDENTIAL COMMUNITY AT:

TRILOGY

800 & 810 NW WARD RD. | LEE'S SUMMIT, MO

DRAWING RELEASE LOG
• 03.15.2023 - PERMIT SUBMITTAL

△ REVISIONS
2 23 0428 ADD 1/CC 2

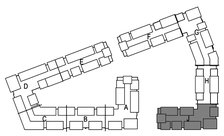

NORTH

KEY PLAN

NO SCALE

LS&A
Lattimer Sommers & Associates P.A.
CONSULTING ENGINEERS
3639 SW Summerfield Drive, Suite A
Topeka, Kansas 6614-3974
8625 College Boulevard, Suite 102
Overland Park, Kansas 66210
Telephone: (785) 233-3232
Email: lsapa@lsapa.com
LSA PROJECT NO. 2204061

JOB NO. 705921
DATE 03.15.2023
DRAWN BY LSA CAD
4/28/2023 ADDENDUM 1/ CITY COMMENTS #2

SHEET NAME
SEGMENT J - 4TH FLOOR & ROOF PLAN - PLUMBING

SHEET NO.
P1.37

5/1/2023 3:52:22 PM

ARCH E1.30" x 42"

UNIT PLUMBING NOTES:
1. ROUTE TOP FLOOR SUPPLY PLUMBING IN CEILING BELOW. NO SUPPLY IN ATTIC.
2. PROVIDE AIR CHAMBERS ON P-4, P-5. AND P-6.
3. CONNECT DISHWASHERS, DISPOSERS, ICE MAKERS, WASHERS.
4. PROVIDE 2" HUB DRAIN AT EACH AHU/WH LOCATION.
5. ROUTE 1/2" PEX TO EACH FIXTURE FROM MANIFOLD OR COMBINE FIXTURES WITH 3/4" TO TWO FIXTURES OR MORE.
6. P-5, P-6 ON CORRIDOR WALLS SHALL HAVE FIRE PUTTY PADS OR EQUIVALENT FIRE PROTECTION.

LEGEND:
(1) 3/4" WATER SERVICE/SHUT-OFF WITH 3/4" MANIFOLD.
(2) 1" WATER SERVICE/SHUT-OFF WITH MANIFOLD.

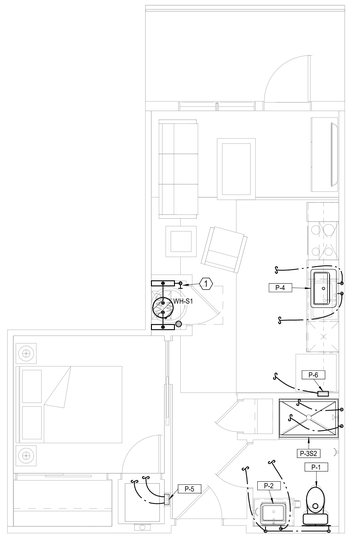

1 UNIT S1
PLUMBING
1/4" = 1'-0"

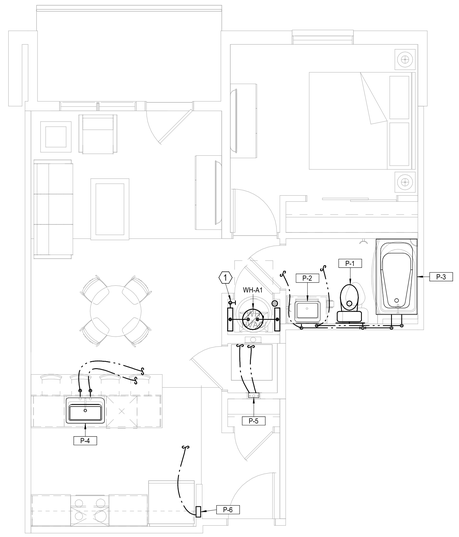

2 UNIT A1
PLUMBING
1/4" = 1'-0"

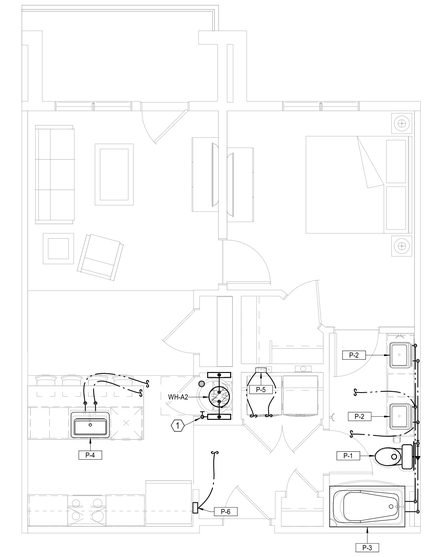

3 UNIT A2
PLUMBING
1/4" = 1'-0"

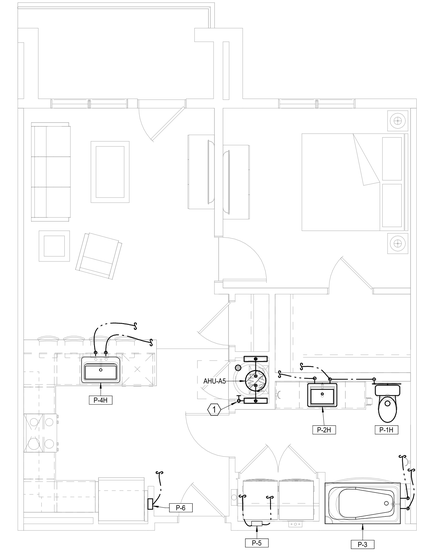

4 UNIT A2 TYPE A
PLUMBING
1/4" = 1'-0"

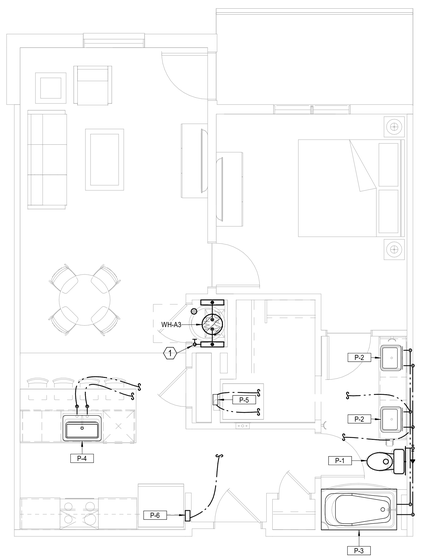

5 UNIT A3
PLUMBING
1/4" = 1'-0"

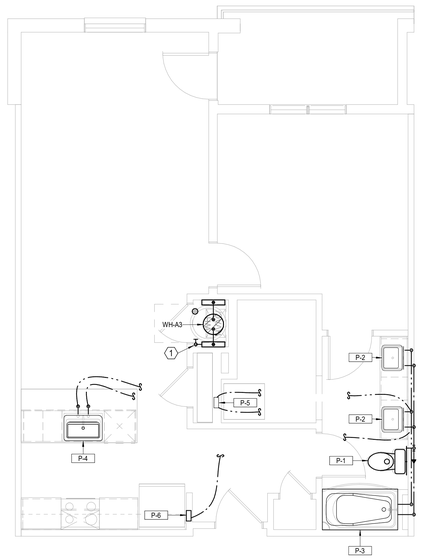

6 UNIT A3 ALT 1
PLUMBING
1/4" = 1'-0"

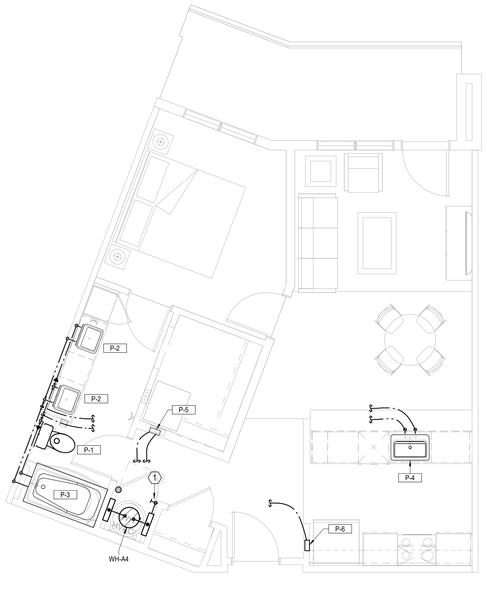

7 UNIT A4
PLUMBING
1/4" = 1'-0"

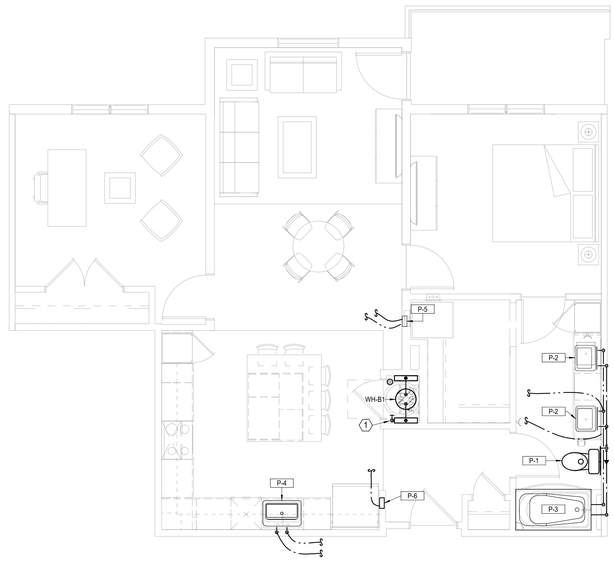

8 UNIT B1
PLUMBING
1/4" = 1'-0"

ARCHITECTURE
LANDSCAPE ARCHITECTURE
ENERGY SERVICES
NSPJ ARCHITECTS
3515 W. 75TH ST., SUITE 201
PRAIRIE VILLAGE, KS 66208
P. 913.831.1415
F. 913.831.1563
NSPJARCH.COM
© COPYRIGHT 2023

STATE OF MISSOURI
RICHARD R. BEARDMORE
NUMBER
PROFESSIONAL ENGINEER
03/15/2023

A NEW RESIDENTIAL COMMUNITY AT:
TRILOGY
800 & 810 NW WARD RD. | LEE'S SUMMIT, MO

DRAWING RELEASE LOG
• 03.15.2023 - PERMIT SUBMITTAL

△REVISIONS

LS&A
Lattimer Sommers & Associates P.A.
CONSULTING ENGINEERS
3639 SW Summerfield Drive, Suite A
Topeka, Kansas 6614-3974
8625 College Boulevard, Suite 102
Overland Park, Kansas 66210
Telephone: (785) 233-3232
Email: lsapa@lsapa.com
LSA PROJECT NO. 2204061

JOB NO. 705921 DATE 03.15.2023
DRAWN BY LSA CAD
4/11/2023 CITY COMMENTS
SHEET NAME UNIT PLANS - PLUMBING
SHEET NO. P2.01

4/13/2023 5:11:45 PM

ARCH E1.30" x 42"

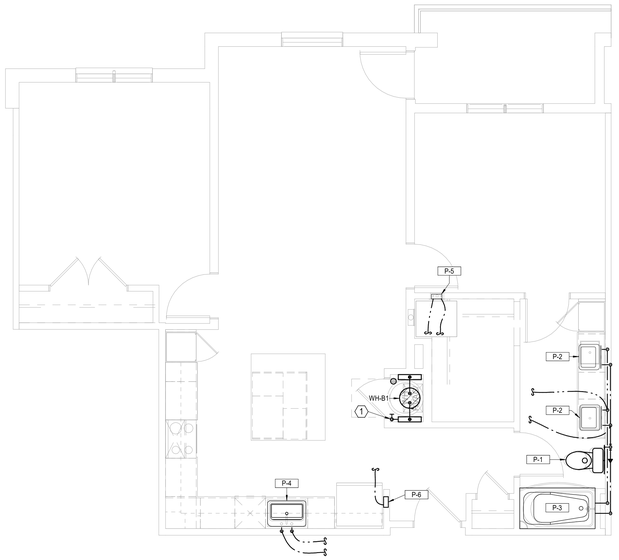

1 UNIT B1 ALT
PLUMBING
1/4" = 1'-0"

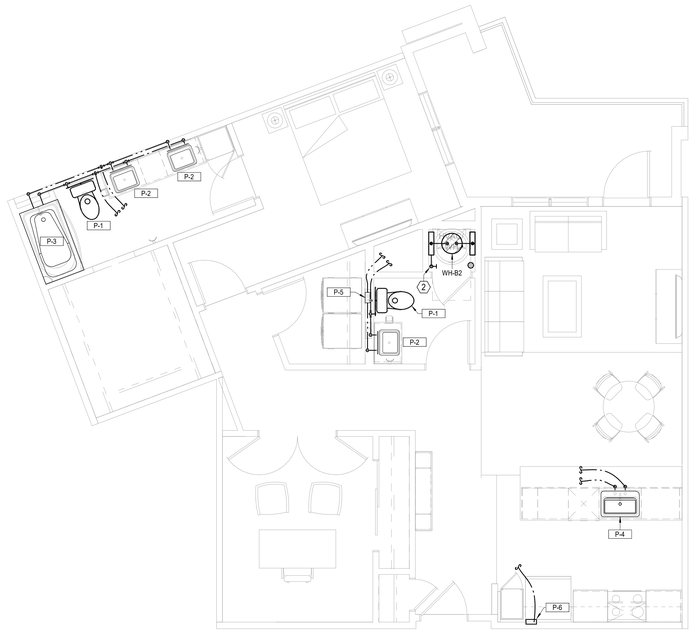

2 UNIT B2
PLUMBING
1/4" = 1'-0"

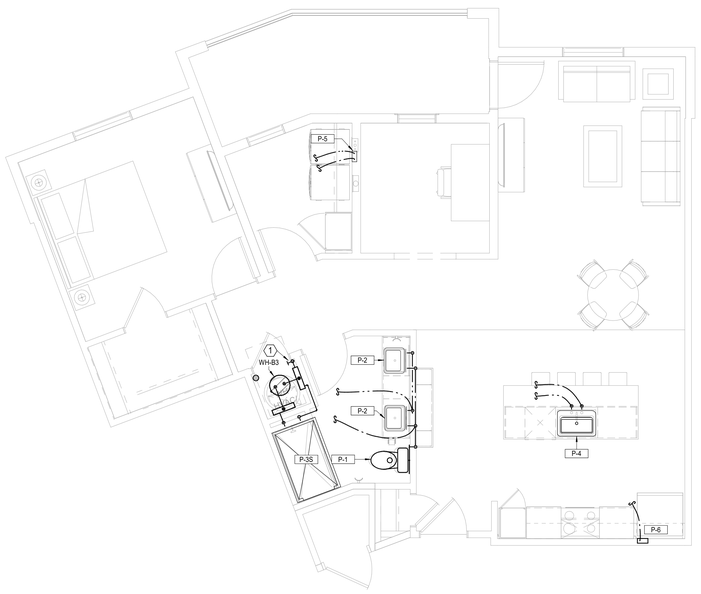

3 UNIT B3
PLUMBING
1/4" = 1'-0"

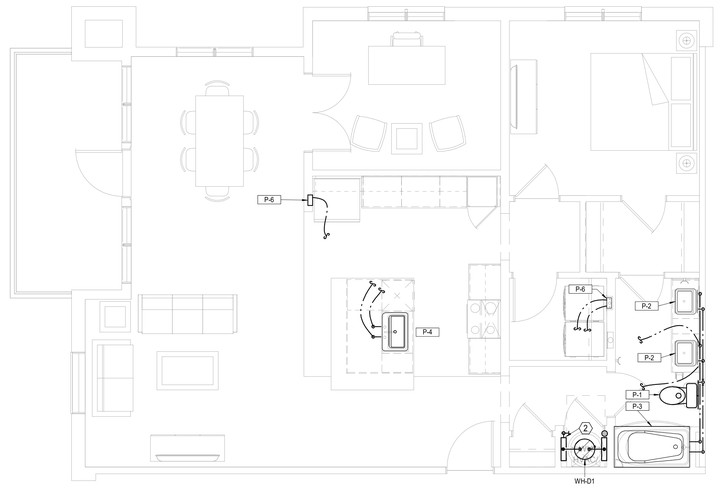

4 UNIT B4
PLUMBING
1/4" = 1'-0"

UNIT PLUMBING NOTES:
1. ROUTE TOP FLOOR SUPPLY PLUMBING IN CEILING BELOW. NO SUPPLY IN ATTIC.
2. PROVIDE AIR CHAMBERS ON P-4, P-5. AND P-6.
3. CONNECT DISHWASHERS, DISPOSERS, ICE MAKERS, WASHERS.
4. PROVIDE 2" HUB DRAIN AT EACH AHU/WH LOCATION.
5. ROUTE 1/2" PEX TO EACH FIXTURE FROM MANIFOLD OR COMBINE FIXTURES WITH 3/4" TO TWO FIXTURES OR MORE.
6. P-5, P-6 ON CORRIDOR WALLS SHALL HAVE FIRE PUTTY PADS OR EQUIVALENT FIRE PROTECTION.

LEGEND:
(1) 3/4" WATER SERVICE/SHUT-OFF WITH 3/4" MANIFOLD.
(2) 1" WATER SERVICE/SHUT-OFF WITH MANIFOLD.

ARCHITECTURE
LANDSCAPE ARCHITECTURE
ENERGY SERVICES
NSPJ
ARCHITECTS, Inc.
3515 W. 75TH ST., SUITE 201
PRAIRIE VILLAGE, KS 66208
P. 913.831.1415
F. 913.831.1563
NSPJARCH.COM
© COPYRIGHT 2023

STATE OF MISSOURI
RICHARD R. BEARDMORE
NUMBER
PROFESSIONAL ENGINEER
03/15/2023

A NEW RESIDENTIAL COMMUNITY AT:
TRILOGY
800 & 810 NW WARD RD. | LEE'S SUMMIT, MO

DRAWING RELEASE LOG
• 03.15.2023 - PERMIT SUBMITTAL

△ REVISIONS

LS&A
Lattimer Sommers & Associates P.A.
CONSULTING ENGINEERS
3639 SW Summerfield Drive, Suite A
Topeka, Kansas 6614-3974
8625 College Boulevard, Suite 102
Overland Park, Kansas 66210
Telephone: (785) 233-3232
Email: lsapa@lsapa.com
LSA PROJECT NO. 2204061

JOB NO. 705921
DATE 03.15.2023
DRAWN BY LSA CAD
4/11/2023 CITY COMMENTS
SHEET NAME UNIT PLANS - PLUMBING
SHEET NO. P2.02

4/13/2023 5:11:49 PM

ARCH E1.30" x 42"

UNIT PLUMBING NOTES:
1. ROUTE TOP FLOOR SUPPLY PLUMBING IN CEILING BELOW. NO SUPPLY IN ATTIC.
2. PROVIDE AIR CHAMBERS ON P-4, P-5. AND P-6.
3. CONNECT DISHWASHERS, DISPOSERS, ICE MAKERS, WASHERS.
4. PROVIDE 2" HUB DRAIN AT EACH AHU/WH LOCATION.
5. ROUTE 1/2" PEX TO EACH FIXTURE FROM MANIFOLD OR COMBINE FIXTURES WITH 3/4" TO TWO FIXTURES OR MORE.
6. P-5, P-6 ON CORRIDOR WALLS SHALL HAVE FIRE PUTTY PADS OR EQUIVALENT FIRE PROTECTION.

LEGEND:
(1) 3/4" WATER SERVICE/SHUT-OFF WITH 3/4" MANIFOLD.
(2) 1" WATER SERVICE/SHUT-OFF WITH MANIFOLD.

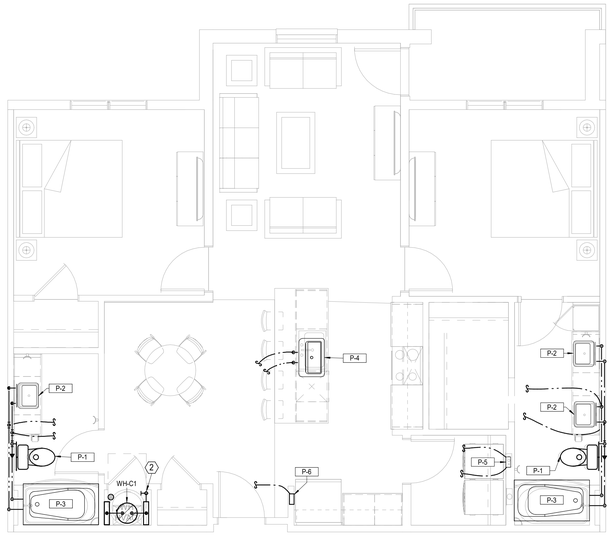

1 UNIT C1
PLUMBING
1/4" = 1'-0"

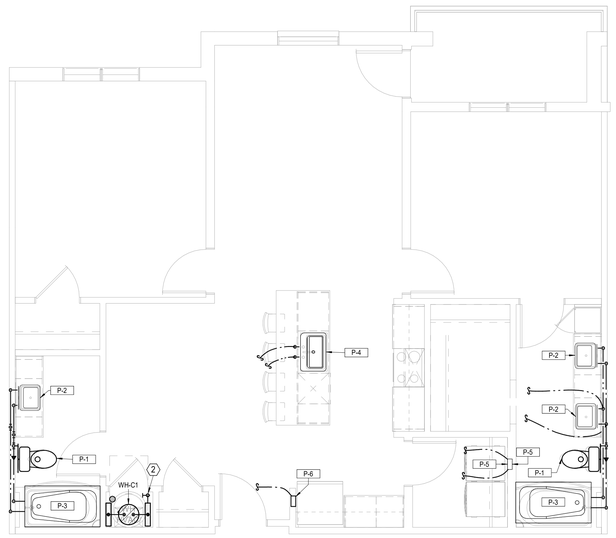

2 UNIT C1 ALT
PLUMBING
1/4" = 1'-0"

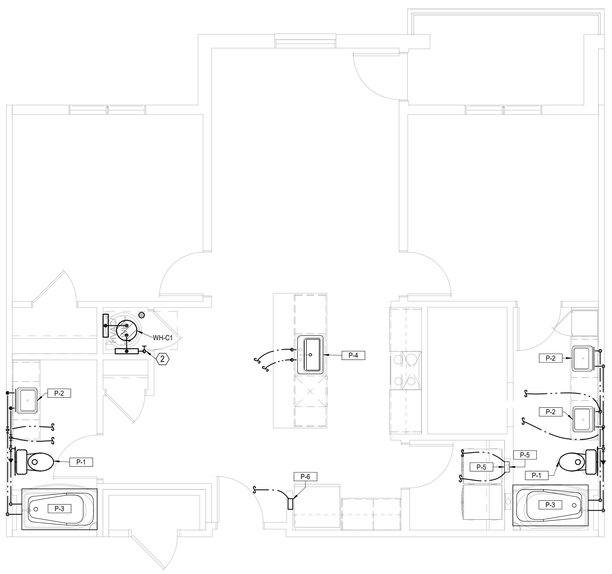

3 UNIT C1 ALT 2
PLUMBING
1/4" = 1'-0"

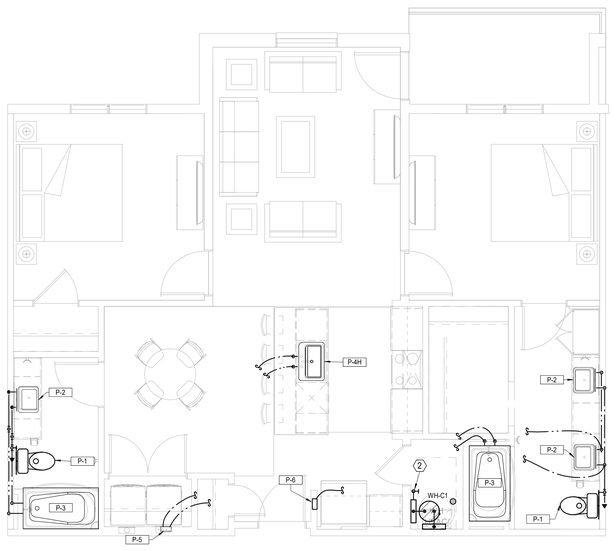

4 UNIT C1 TYPE A
PLUMBING
1/4" = 1'-0"

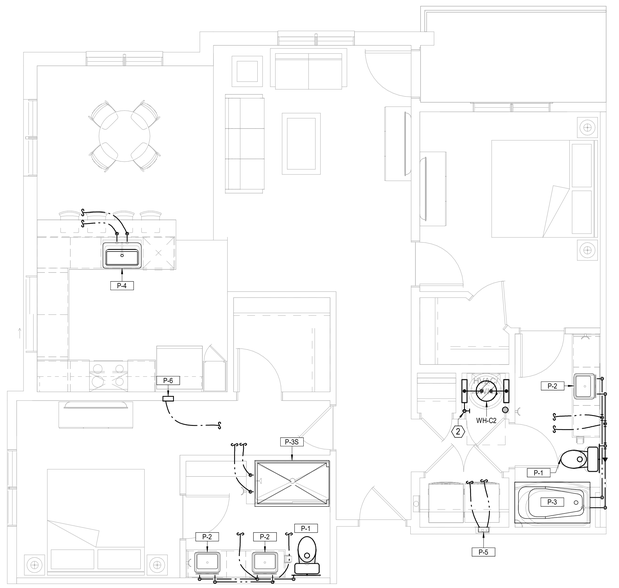

5 UNIT C2
PLUMBING
1/4" = 1'-0"

ARCHITECTURE
LANDSCAPE ARCHITECTURE
ENERGY SERVICES
NSPJ ARCHITECTS, Inc.
3515 W. 75TH ST., SUITE 201
PRAIRIE VILLAGE, KS 66208
P. 913.831.1415
F. 913.831.1563
NSPJARCH.COM
© COPYRIGHT 2023

STATE OF MISSOURI
RICHARD R. BEARDMORE
NUMBER
PROFESSIONAL ENGINEER
03/15/2023

A NEW RESIDENTIAL COMMUNITY AT:
TRILOGY
800 & 810 NW WARD RD. | LEE'S SUMMIT, MO

DRAWING RELEASE LOG
• 03.15.2023 - PERMIT SUBMITTAL

△REVISIONS

LS&A
Latimer Sommers & Associates P.A.
CONSULTING ENGINEERS
3639 SW Summerfield Drive, Suite A
Topeka, Kansas 6614-3974
8625 College Boulevard, Suite 102
Overland Park, Kansas 66210
Telephone: (785) 233-3232
Email: lsapa@lsapa.com
LSA PROJECT NO. 2204061

JOB NO. 705921 DATE 03.15.2023
DRAWN BY LSA CAD
4/11/2023 CITY COMMENTS
SHEET NAME UNIT PLANS - PLUMBING
SHEET NO. P2.03

4/13/2023 9:11:53 PM

ARCH E1.30" x 42"

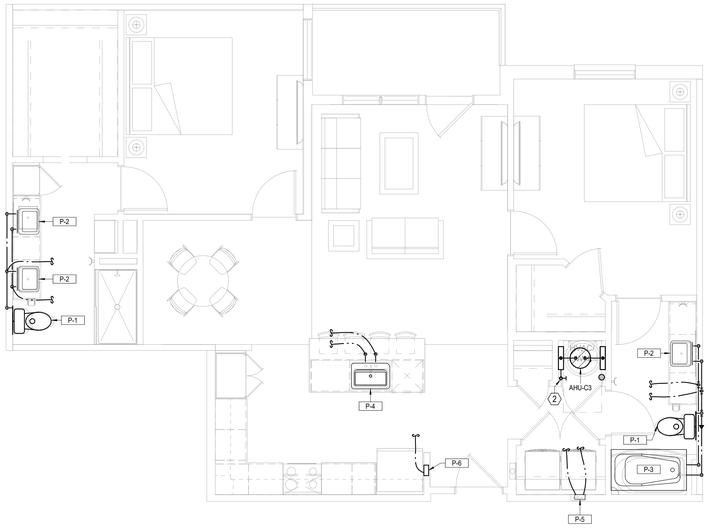

1 **UNIT C3**
PLUMBING
1/4" = 1'-0"

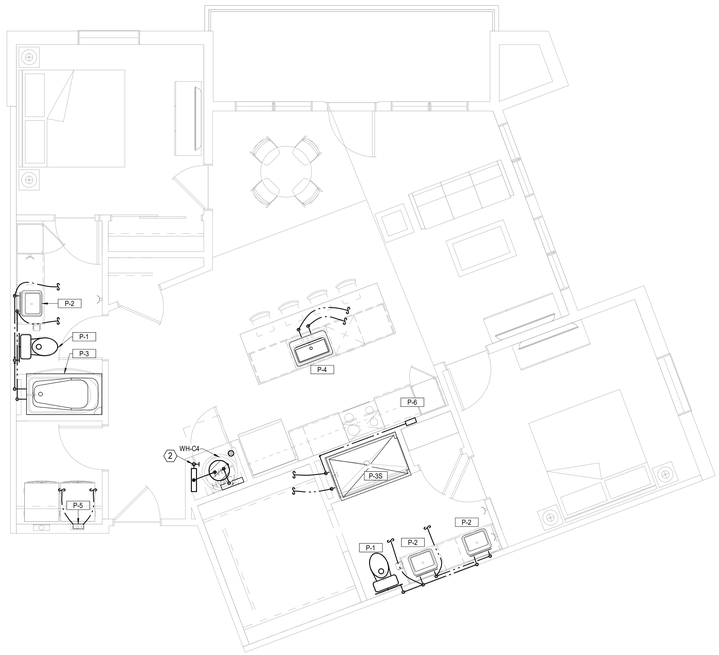

2 **UNIT C4**
PLUMBING
1/4" = 1'-0"

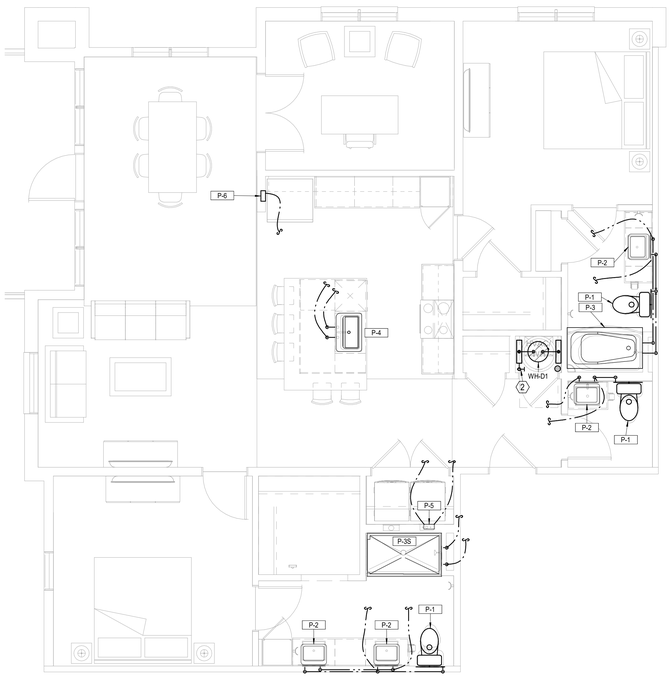

3 **UNIT D1**
PLUMBING
1/4" = 1'-0"

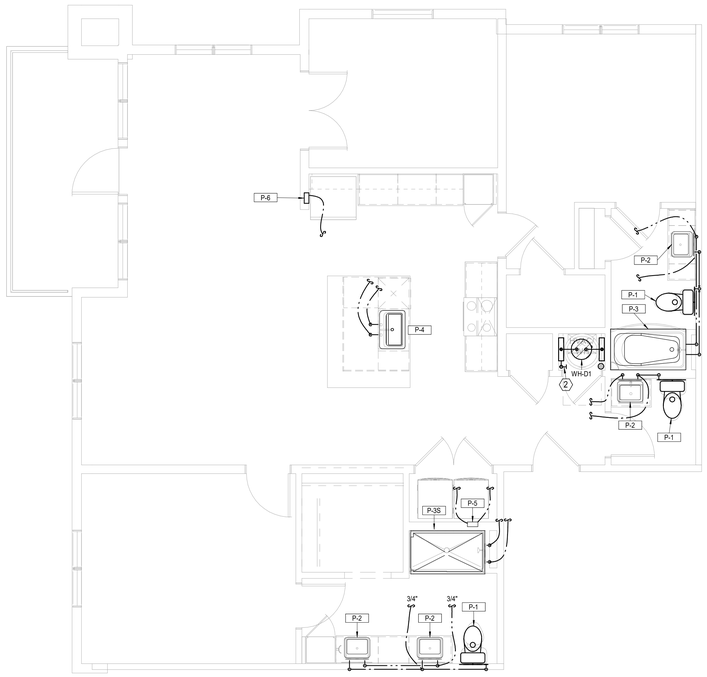

4 **UNIT D1 ALT 2**
PLUMBING
1/4" = 1'-0"

UNIT PLUMBING NOTES:

1. ROUTE TOP FLOOR SUPPLY PLUMBING IN CEILING BELOW. NO SUPPLY IN ATTIC.
2. PROVIDE AIR CHAMBERS ON P-4, P-5, AND P-6.
3. CONNECT DISHWASHERS, DISPOSERS, ICE MAKERS, WASHERS.
4. PROVIDE 2" HUB DRAIN AT EACH AHU/WH LOCATION.
5. ROUTE 1/2" PEX TO EACH FIXTURE FROM MANIFOLD OR COMBINE FIXTURES WITH 3/4" TO TWO FIXTURES OR MORE.
6. P-5, P-6 ON CORRIDOR WALLS SHALL HAVE FIRE PUTTY PADS OR EQUIVALENT FIRE PROTECTION.

LEGEND:

(1) 3/4" WATER SERVICE/SHUT-OFF WITH 3/4" MANIFOLD.

(2) 1" WATER SERVICE/SHUT-OFF WITH MANIFOLD.

ARCHITECTURE
LANDSCAPE ARCHITECTURE
ENERGY SERVICES

NSPJ ARCHITECTS, Inc.
3515 W. 75TH ST., SUITE 201
PRAIRIE VILLAGE, KS 66208
P. 913.831.1415
F. 913.831.1563
NSPJARCH.COM

© COPYRIGHT 2023

STATE OF MISSOURI
RICHARD R. BEARDMORE
NUMBER
PROFESSIONAL ENGINEER

03/15/2023

A NEW RESIDENTIAL COMMUNITY AT:

TRILOGY

800 & 810 NW WARD RD. | LEE'S SUMMIT, MO

DRAWING RELEASE LOG
• 03.15.2023 - PERMIT SUBMITTAL

△REVISIONS

LS&A
Latimer Sommers & Associates P.A.
CONSULTING ENGINEERS
3639 SW Summerfield Drive, Suite A
Topeka, Kansas 6614-3974
8625 College Boulevard, Suite 102
Overland Park, Kansas 66210
Telephone: (785) 233-3232
Email: lsapa@lsapa.com

LSA PROJECT NO. 2204061

JOB NO. 705921
DATE 03.15.2023
DRAWN BY LSA CAD

4/11/2023
CITY COMMENTS

SHEET NAME
UNIT PLANS - PLUMBING

SHEET NO.
P2.04

4/13/2023 5:11:56 PM

ARCH E1.30" x 42"

UNIT PLUMBING NOTES:
1. ROUTE TOP FLOOR SUPPLY PLUMBING IN CEILING BELOW. NO SUPPLY IN ATTIC.
2. PROVIDE AIR CHAMBERS ON P-4, P-5. AND P-6.
3. CONNECT DISHWASHERS, DISPOSERS, ICE MAKERS, WASHERS.
4. PROVIDE 2" HUB DRAIN AT EACH AHU/WH LOCATION.
5. ROUTE 1/2" PEX TO EACH FIXTURE FROM MANIFOLD OR COMBINE FIXTURES WITH 3/4" TO TWO FIXTURES OR MORE.
6. P-5, P-6 ON CORRIDOR WALLS SHALL HAVE FIRE PUTTY PADS OR EQUIVALENT FIRE PROTECTION.

LEGEND:
(1) 3/4" WATER SERVICE/SHUT-OFF WITH 3/4" MANIFOLD.
(2) 1" WATER SERVICE/SHUT-OFF WITH MANIFOLD.

ARCHITECTURE
LANDSCAPE
ARCHITECTURE
ENERGY SERVICES

NSPJ ARCHITECTS, Inc.
3515 W. 75TH ST., SUITE 201
PRAIRIE VILLAGE, KS 66208

P. 913.831.1415
F. 913.831.1563
NSPJARCH.COM

© COPYRIGHT 2023

STATE OF MISSOURI
RICHARD R. BEARDMORE
NUMBER
PROFESSIONAL ENGINEER

03/15/2023

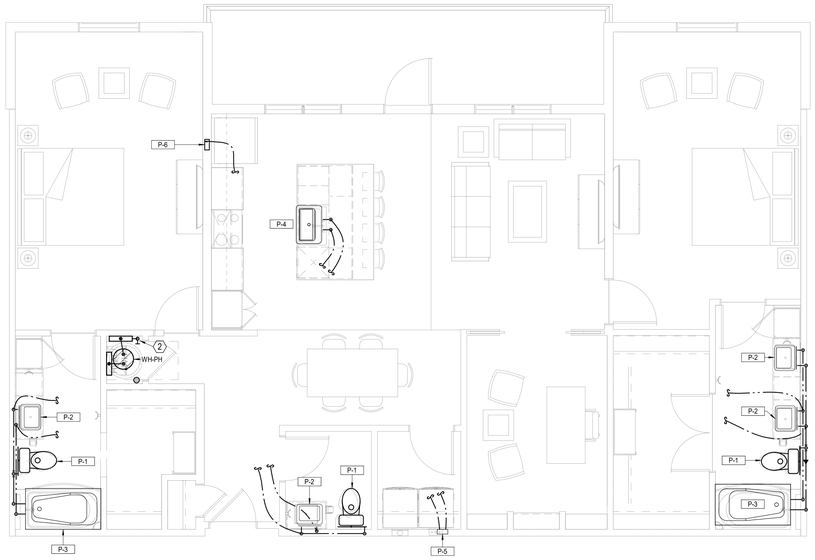

1 **PENTHOUSE**
PLUMBING
1/4" = 1'-0"

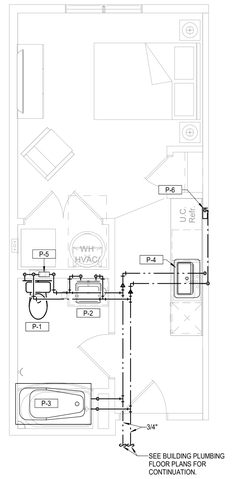

2 **UNIT - GUEST SUITE**
PLUMBING
1/4" = 1'-0"

A NEW RESIDENTIAL COMMUNITY AT:
TRILOGY
800 & 810 NW WARD RD. | LEE'S SUMMIT, MO

DRAWING RELEASE LOG
- 03.15.2023 - PERMIT SUBMITTAL

△REVISIONS

LS&A
Latimer Sommers & Associates P.A.
CONSULTING ENGINEERS
3639 SW Summerfield Drive, Suite A
Topeka, Kansas 6614-3974
8629 College Boulevard, Suite 103
Overland Park, Kansas 66210
Telephone: (785) 233-3232
Email: lsapa@lsapa.com
LSA PROJECT NO. 2204061

JOB NO. 705921
DATE 03.15.2023
DRAWN BY LSA CAD
4/11/2023 CITY COMMENTS
SHEET NAME UNIT PLANS - PLUMBING
SHEET NO. P2.05

4/13/2023 9:11:59 PM

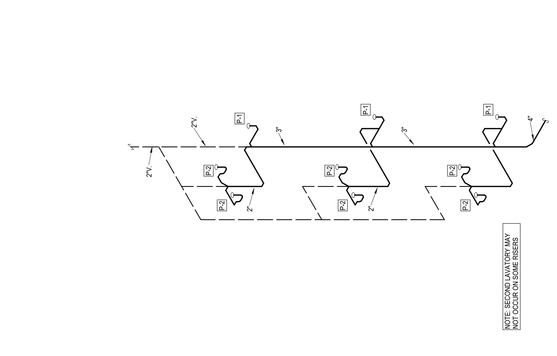

ARCHITECTURE
LANDSCAPE
ARCHITECTURE
ENERGY SERVICES

NSPJ

ARCHITECTS, PA.
3315 W. 75TH ST., SUITE 201
PRAIRIE VILLAGE, KS 66208
P. 913.831.1415
F. 913.831.1563
NSPJARCH.COM
© COPYRIGHT 2023

03/15/2023

A NEW RESIDENTIAL COMMUNITY AT:

TRILOGY

800 & 810 NW WARD RD. | LEE'S SUMMIT, MO

DRAWING RELEASE LOG
• 03.15.2023 - PERMIT SUBMITTAL

△REVISIONS

LS&A
CONSULTING ENGINEERS
Lattimer Sommers & Associates, P.A.
3839 SW Summerfield Drive, Suite A
Topeka, Kansas 66610
8826 College Boulevard, Suite 102
Overland Park, Kansas 66210
Phone: 785.272.2252 Fax: 785.272.2253
Email: lsa@lsapa.com
LSA PROJECT NO. 2345681

JOB NO. **705921**
DRAWN BY **LSA/JD**
DATE **03.15.2023**

4/17/2023
CITY COMMENTS

SHEET NAME
PLUMBING RISERS

SHEET NO.
P3.01

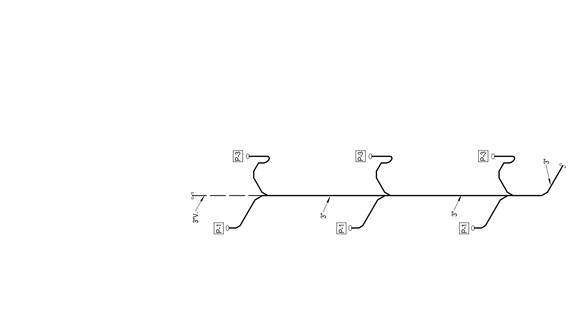

ARCHITECTURE
LANDSCAPE
ARCHITECTURE
ENERGY SERVICES

NSPJ

ARCHITECTS, PA.
3515 W. 75TH ST., SUITE 201
PRAIRIE VILLAGE, KS 66208
P. 913.831.1415
F. 913.831.1563
NSPARCH.COM

© COPYRIGHT 2023

STATE OF MISSOURI
BRANDON K. BEARDMORE
NUMBER
PROFESSIONAL ENGINEER

03/15/2023

A NEW RESIDENTIAL COMMUNITY AT:

TRILOGY

800 & 810 NW WARD RD. | LEE'S SUMMIT, MO

DRAWING RELEASE LOG
• 03.15.2023 - PERMIT SUBMITTAL

△ REVISIONS

LS&A
CONSULTING ENGINEERS
Lattimer Simmons & Associates, LLC
3839 SW Summerfield Drive, Suite A
Lee's Summit, Missouri 64082
8826 College Boulevard, Suite 102
Overland Park, Kansas 66210
Phone: (816) 524-2337
Email: lsa@lsaeng.com
LSA PROJECT NO. 2345681

JOB NO. 705921
DRAWN BY LSA/AD
DATE 03.15.2023

4/17/2023 COMMENTS

SHEET NAME
PLUMBING RISERS

SHEET NO.
P3.02

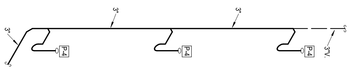

E3 Plumbing Riser
NOT TO SCALE

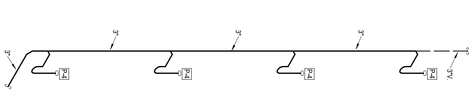

E4 Plumbing Riser
NOT TO SCALE

EG3 Plumbing Riser
NOT TO SCALE

EI1 Plumbing Riser
NOT TO SCALE

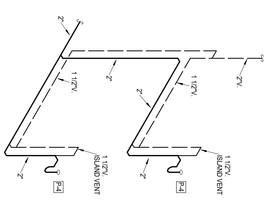

EI2 Plumbing Riser
NOT TO SCALE

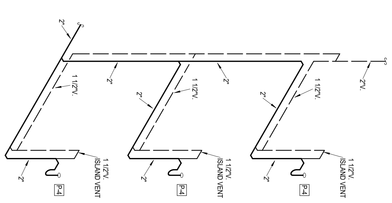

EI3 Plumbing Riser
NOT TO SCALE

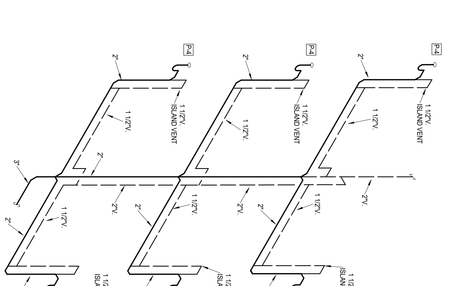

EI3/2 Plumbing Riser
NOT TO SCALE

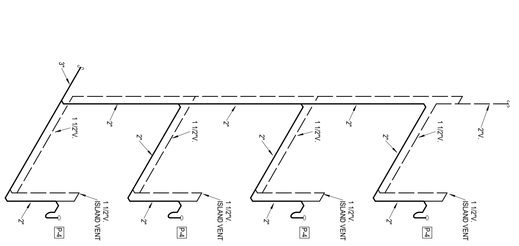

EI4 Plumbing Riser
NOT TO SCALE

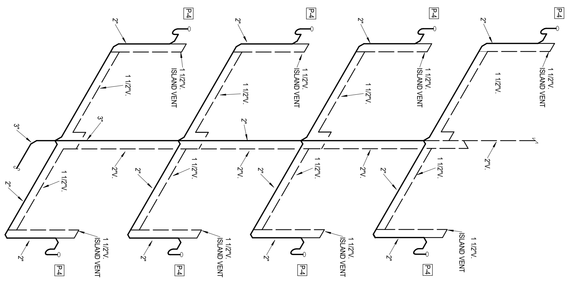

EI4/2 Plumbing Riser
NOT TO SCALE

LS&A
LOCKWOOD, SZABO & ASSOCIATES, P.A.
CONSULTING ENGINEERS
Lockwood, Szabo & Associates P.A.
3011 American Way, Suite A
Topeka, Kansas 66604-3974
Lockwood, Szabo & Associates P.A.
8826 Santa Fe Drive
Overland Park, Kansas 66212
Telephone: (785) 233-3227
Fax: (785) 233-1610
LSA PROJECT NO. 2204001

JOB NO. 705921 DATE 03.15.2023
DRAWN BY LSA CAD
4/11/2023
CITY COMMENTS
SHEET NAME
PLUMBING RISERS
SHEET NO.
P3.03

△ REVISIONS

DRAWING TITLE/ISSUE LOG
SYSTEM YEAR ISSUED

A NEW RESIDENTIAL COMMUNITY AT:

TRILOGY

800 & 810 NW WARD RD. | LEE'S SUMMIT, MO

NSPJ
ARCHITECTS, PA
3515 W. 75TH ST., SUITE 201
PRAIRIE VILLAGE, KS 66208
ARCHITECTURE
LANDSCAPE
ARCHITECTURE
ENERGY SERVICES
P. 913.831.1415
F. 913.831.1563
NSPJARCH.COM
© COPYRIGHT 2023

ARCH E1.30" x 42"

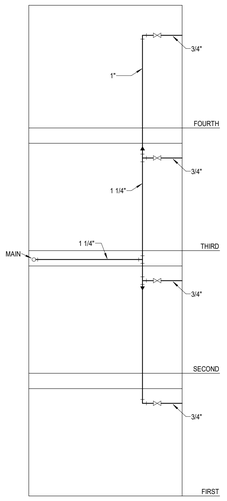

1a Plumbing Riser
NOT TO SCALE
1 BATH

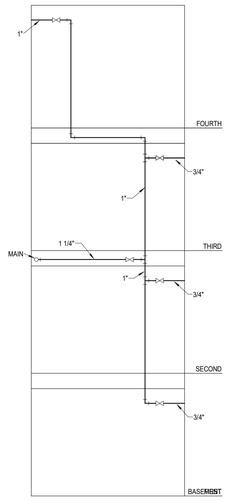

1b Plumbing Riser
NOT TO SCALE
1 BATH + PENTHOUSE

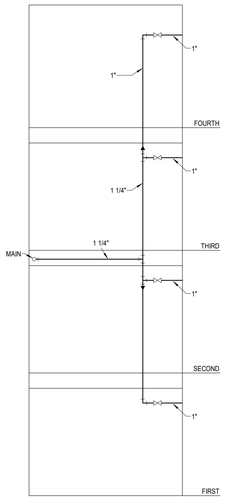

2 Plumbing Riser
NOT TO SCALE
2 BATH

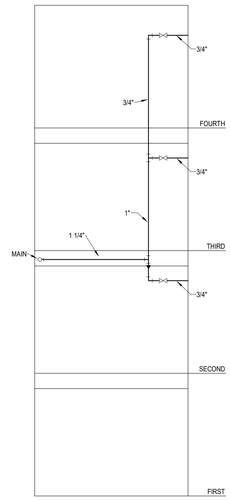

3a Plumbing Riser
NOT TO SCALE
1 BATH

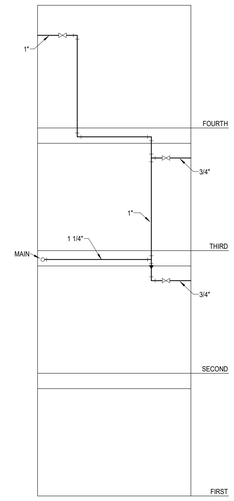

3b Plumbing Riser
NOT TO SCALE
1 BATH + PENTHOUSE

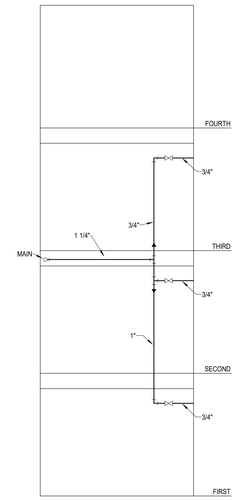

3c Plumbing Riser
NOT TO SCALE
1 BATH

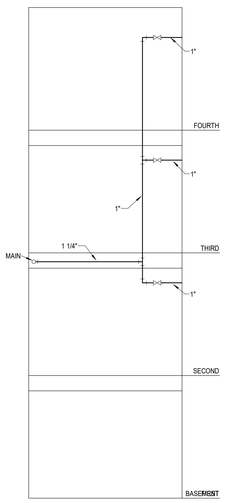

4 Plumbing Riser
NOT TO SCALE
2 BATH

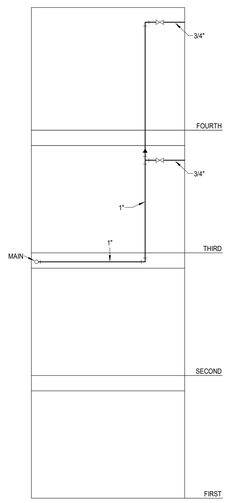

5a Plumbing Riser
NOT TO SCALE
1 BATH

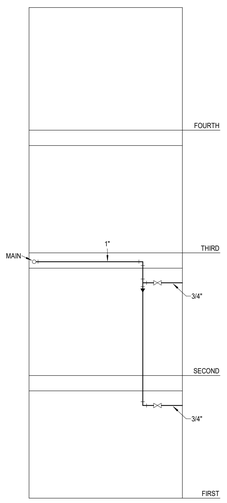

5b Plumbing Riser
NOT TO SCALE
1 BATH

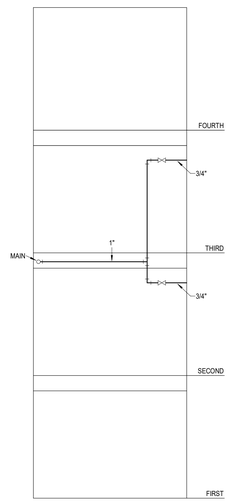

5c Plumbing Riser
NOT TO SCALE
1 BATH

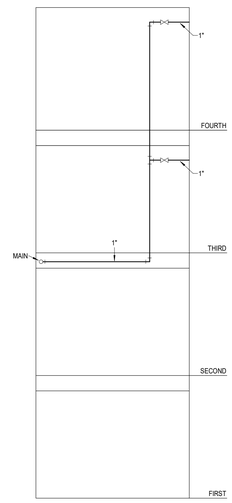

6a Plumbing Riser
NOT TO SCALE
2 AND PENTHOUSE

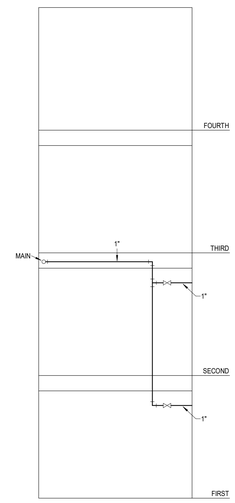

6b Plumbing Riser
NOT TO SCALE
2 BATH

ARCHITECTURE
LANDSCAPE ARCHITECTURE
ENERGY SERVICES
P. 913.831.1415
F. 913.831.1563
NSPJARCH.COM
© COPYRIGHT 2023

NSPJ ARCHITECTS, Inc.
3515 W. 75TH ST., SUITE 201
PRAIRIE VILLAGE, KS 66208

STATE OF MISSOURI
RICHARD R. BEARDMORE
NUMBER
PROFESSIONAL ENGINEER
03/15/2023

A NEW RESIDENTIAL COMMUNITY AT:
TRILOGY
800 & 810 NW WARD RD. | LEE'S SUMMIT, MO

DRAWING RELEASE LOG
• 03.15.2023 - PERMIT SUBMITTAL

△REVISIONS

LS&A
Lastimer Sommers & Associates P.A.
CONSULTING ENGINEERS
3639 SW Summerfield Drive, Suite A
Topeka, Kansas 6614-3974
8625 College Boulevard, Suite 102
Overland Park, Kansas 66210
Telephone: (785) 233-3232
Email: lsapa@lsapa.com
LSA PROJECT NO. 2204061

JOB NO. 705921
DATE 03.15.2023
DRAWN BY LSA CAD
4/11/2023 CITY COMMENTS
SHEET NAME PLUMBING RISERS
SHEET NO. P3.04

4/13/2023 5:12:02 PM

ARCH E1.30" x 42"

NOTES:
1. COORDINATE WITH OTHER SUB-CONTRACTORS FOR PLACEMENT OF WORK PRIOR TO INSTALLATION BEGINNING.
2. ALL INDIVIDUAL BRANCH DUCTS ARE THE SIZE OF THE DIFFUSER NECK LISTED AND HAVE A MANUAL BALANCING DAMPER WHERE NOT INTEGRAL WITH THE DIFFUSER.
3. SEE THE ARCHITECTURAL, LIGHTING AND STRUCTURAL DRAWINGS FOR CLEARANCES.
4. MAINTAIN 3 FEET CLEARANCE FROM EXHAUST DUCTS TO BUILDING OPENINGS AND 10 FEET TO AIR INTAKES.
5. ROUTE NO DUCTS OVER ELECTRICAL EQUIPMENT.
6. FLEXIBLE DUCT LENGTHS SHALL NOT EXCEED 15 FEET AND SHALL BE AS STRAIGHT AS POSSIBLE AND NOT KINKED AT DIFFUSER OR TAKE-OFF.

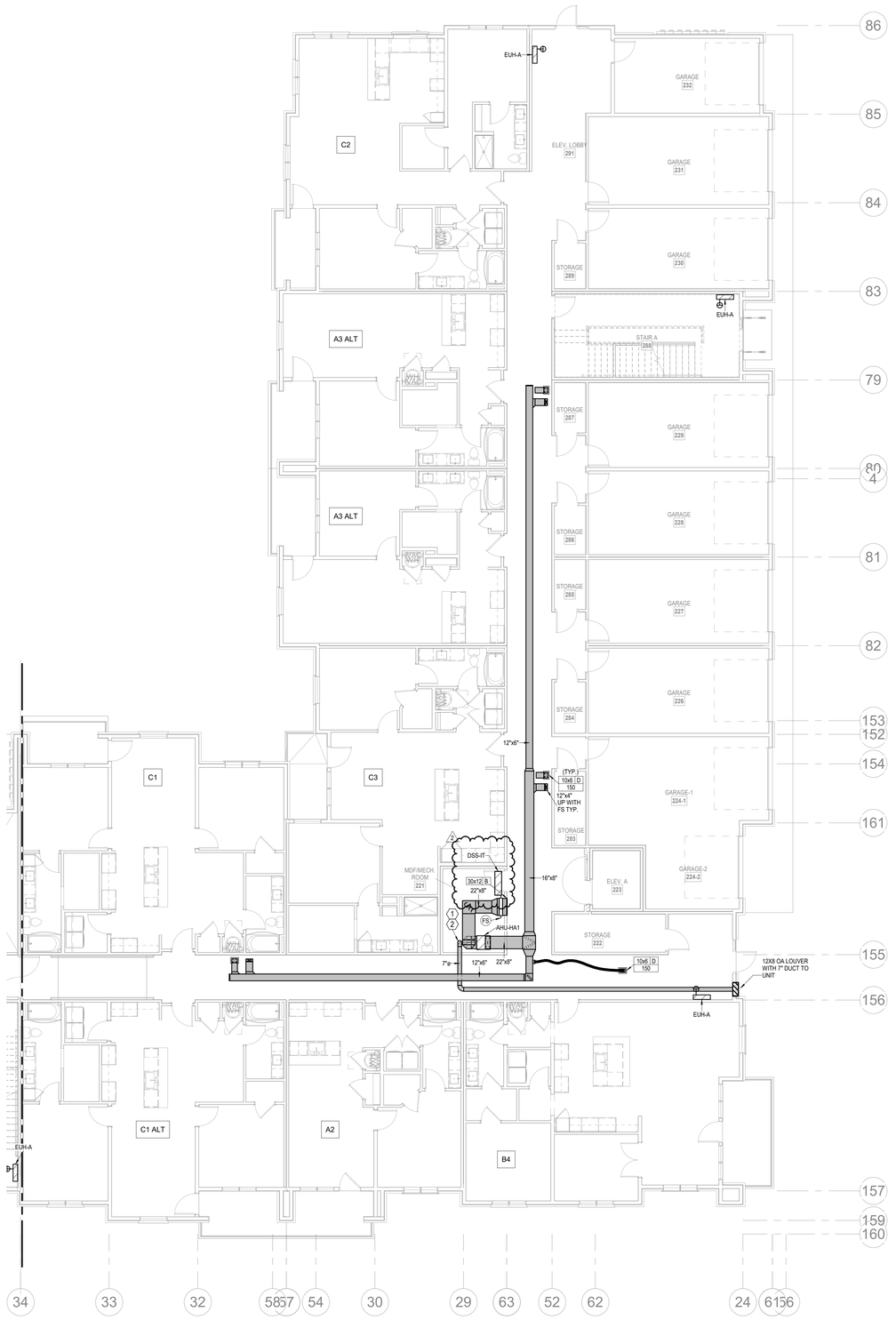

1 1ST FLOOR - SEGMENT A

HVAC

1/8" = 1'-0"

NORTH

ARCHITECTURE
LANDSCAPE ARCHITECTURE
ENERGY SERVICES

NSPJ ARCHITECTS

3515 W. 75TH ST., SUITE 201
PRAIRIE VILLAGE, KS 66208

P. 913.831.1415
F. 913.831.1563
NSPJARCH.COM

© COPYRIGHT 2023

STATE OF MISSOURI
RICHARD R. BEARDMORE
NUMBER
PROFESSIONAL ENGINEER

04/28/2023

A NEW RESIDENTIAL COMMUNITY AT:

TRILOGY

800 & 810 NW WARD RD. | LEE'S SUMMIT, MO

DRAWING RELEASE LOG
- 03.15.2023 - PERMIT SUBMITTAL

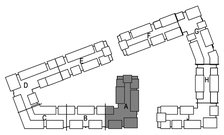

△REVISIONS
2 23.0428 ADD 1/CC 2

KEY PLAN

NO SCALE

NORTH

JOB NO. 705921
DATE 03.15.2023
DRAWN BY LSA CAD
4/28/2023 ADDENDUM 1/ CITY COMMENTS #2
SHEET NAME SEGMENT A - 1ST FLOOR - HVAC
SHEET NO. M1.01

LS&A
Latimer Sommers & Associates P.A.
CONSULTING ENGINEERS
3639 SW Summerfield Drive, Suite A
Topeka, Kansas 66614-3974
8625 College Boulevard, Suite 102
Overland Park, Kansas 66210
Telephone: (785) 233-3232
Email: lsapa@lsapa.com
LSA PROJECT NO. 2204061

5/1/2023 3:50:23 PM

ARCH E1.30" x 42"

NOTES:

1. COORDINATE WITH OTHER SUB-CONTRACTORS FOR PLACEMENT OF WORK PRIOR TO INSTALLATION BEGINNING.
2. ALL INDIVIDUAL BRANCH DUCTS ARE THE SIZE OF THE DIFFUSER NECK LISTED AND HAVE A MANUAL BALANCING DAMPER WHERE NOT INTEGRAL WITH THE DIFFUSER.
3. SEE THE ARCHITECTURAL, LIGHTING AND STRUCTURAL DRAWINGS FOR CLEARANCES.
4. MAINTAIN 3 FEET CLEARANCE FROM EXHAUST DUCTS TO BUILDING OPENINGS AND 10 FEET TO AIR INTAKES.
5. ROUTE NO DUCTS OVER ELECTRICAL EQUIPMENT.
6. FLEXIBLE DUCT LENGTHS SHALL NOT EXCEED 15 FEET AND SHALL BE AS STRAIGHT AS POSSIBLE AND NOT KINKED AT DIFFUSER OR TAKE-OFF.

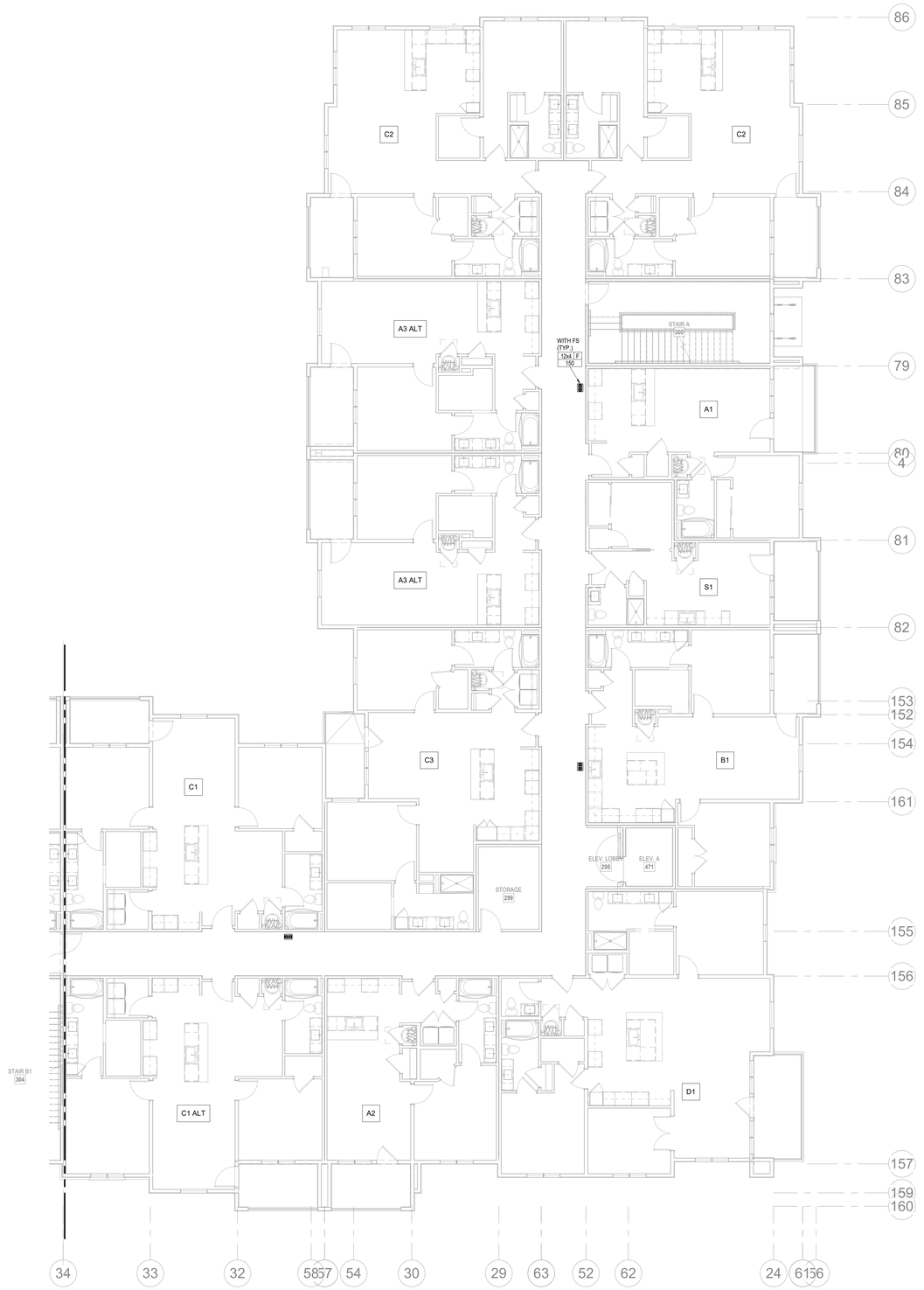

NORTH

1 2ND FLOOR - SEGMENT A

HVAC

1/8" = 1'-0"

NSPJ ARCHITECTS
ARCHITECTURE
LANDSCAPE ARCHITECTURE
ENERGY SERVICES
3515 W. 75TH ST., SUITE 201
PRAIRIE VILLAGE, KS 66208
P. 913.831.1415
F. 913.831.1563
NSPJARCH.COM
© COPYRIGHT 2023

STATE OF MISSOURI
RICHARD R. BEARDMORE
NUMBER
PROFESSIONAL ENGINEER

03/15/2023

A NEW RESIDENTIAL COMMUNITY AT:

TRILOGY

800 & 810 NW WARD RD. | LEE'S SUMMIT, MO

DRAWING RELEASE LOG
- 03.15.2023 - PERMIT SUBMITTAL

△REVISIONS

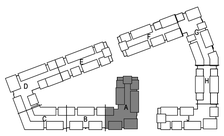

NORTH

KEY PLAN

LS&A
Lattimer Sommers & Associates P.A.
CONSULTING ENGINEERS
3639 SW Summerfield Drive, Suite A
Topeka, Kansas 66614-3974
8625 College Boulevard, Suite 102
Overland Park, Kansas 66210
Telephone: (785) 233-3232
Email: lsapa@lsapa.com
LSA PROJECT NO. 2204061

JOB NO. 705921
DATE 03.15.2023
DRAWN BY LSA CAD
4/11/2023 CITY COMMENTS
SHEET NAME SEGMENT A - 2ND FLOOR - HVAC
SHEET NO. M1.02

4/3/2023 9:08:28 PM

ARCH E1.30" x 42"

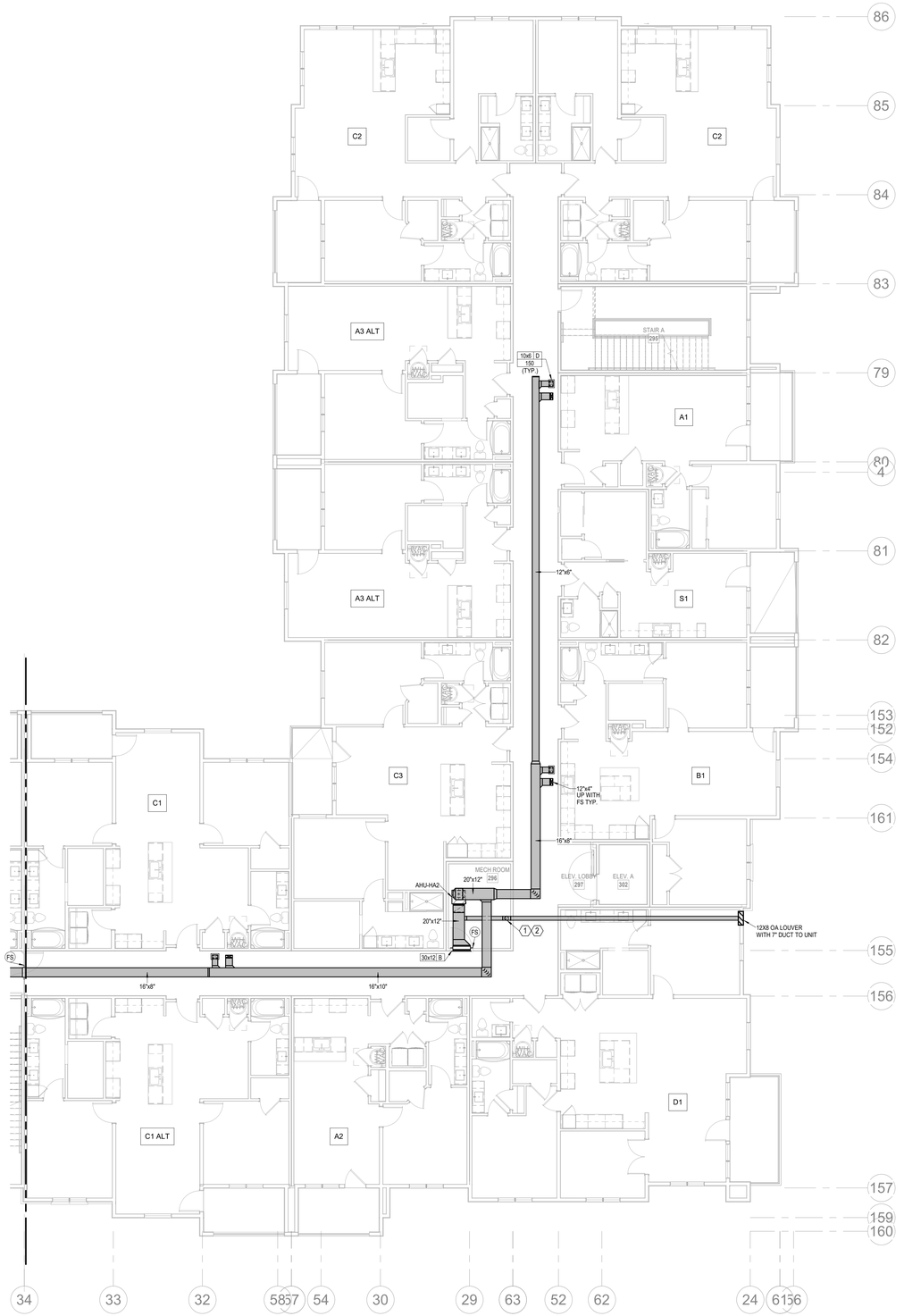

NORTH

1 3RD FLOOR - SEGMENT A

HVAC

1/8" = 1'-0"

NOTES:
1. COORDINATE WITH OTHER SUB-CONTRACTORS FOR PLACEMENT OF WORK PRIOR TO INSTALLATION BEGINNING.
2. ALL INDIVIDUAL BRANCH DUCTS ARE THE SIZE OF THE DIFFUSER NECK LISTED AND HAVE A MANUAL BALANCING DAMPER WHERE NOT INTEGRAL WITH THE DIFFUSER.
3. SEE THE ARCHITECTURAL, LIGHTING AND STRUCTURAL DRAWINGS FOR CLEARANCES.
4. MAINTAIN 3 FEET CLEARANCE FROM EXHAUST DUCTS TO BUILDING OPENINGS AND 10 FEET TO AIR INTAKES.
5. ROUTE NO DUCTS OVER ELECTRICAL EQUIPMENT.
6. FLEXIBLE DUCT LENGTHS SHALL NOT EXCEED 15 FEET AND SHALL BE AS STRAIGHT AS POSSIBLE AND NOT KINKED AT DIFFUSER OR TAKE-OFF.

NSPJ
ARCHITECTS
3515 W. 75TH ST., SUITE 201
PRAIRIE VILLAGE, KS 66208
P. 913.831.1415
F. 913.831.1563
NSPJARCH.COM
ARCHITECTURE
LANDSCAPE
ARCHITECTURE
ENERGY SERVICES

© COPYRIGHT 2023

STATE OF MISSOURI
RICHARD R. BEARDMORE
NUMBER
PROFESSIONAL ENGINEER

03/15/2023

A NEW RESIDENTIAL COMMUNITY AT:

TRILOGY

800 & 810 NW WARD RD. | LEE'S SUMMIT, MO

DRAWING RELEASE LOG
- 03.15.2023 - PERMIT SUBMITTAL

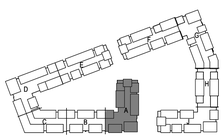

△ REVISIONS

NORTH

KEY PLAN

LS&A
Latimer Sommers & Associates P.A.
CONSULTING ENGINEERS
3639 SW Summerfield Drive, Suite A
Topeka, Kansas 6614-3974
8826 College Boulevard, Suite 102
Overland Park, Kansas 66210
Telephone: (785) 233-3232
Email: lsapa@lsapa.com

LSA PROJECT NO. 2204061

JOB NO. 705921
DATE 03.15.2023
DRAWN BY LSA CAD
4/11/2023 CITY COMMENTS
SHEET NAME SEGMENT A - 3RD FLOOR - HVAC
SHEET NO. M1.03

4/13/2023 9:08:30 PM

ARCH E1.30" x 42"

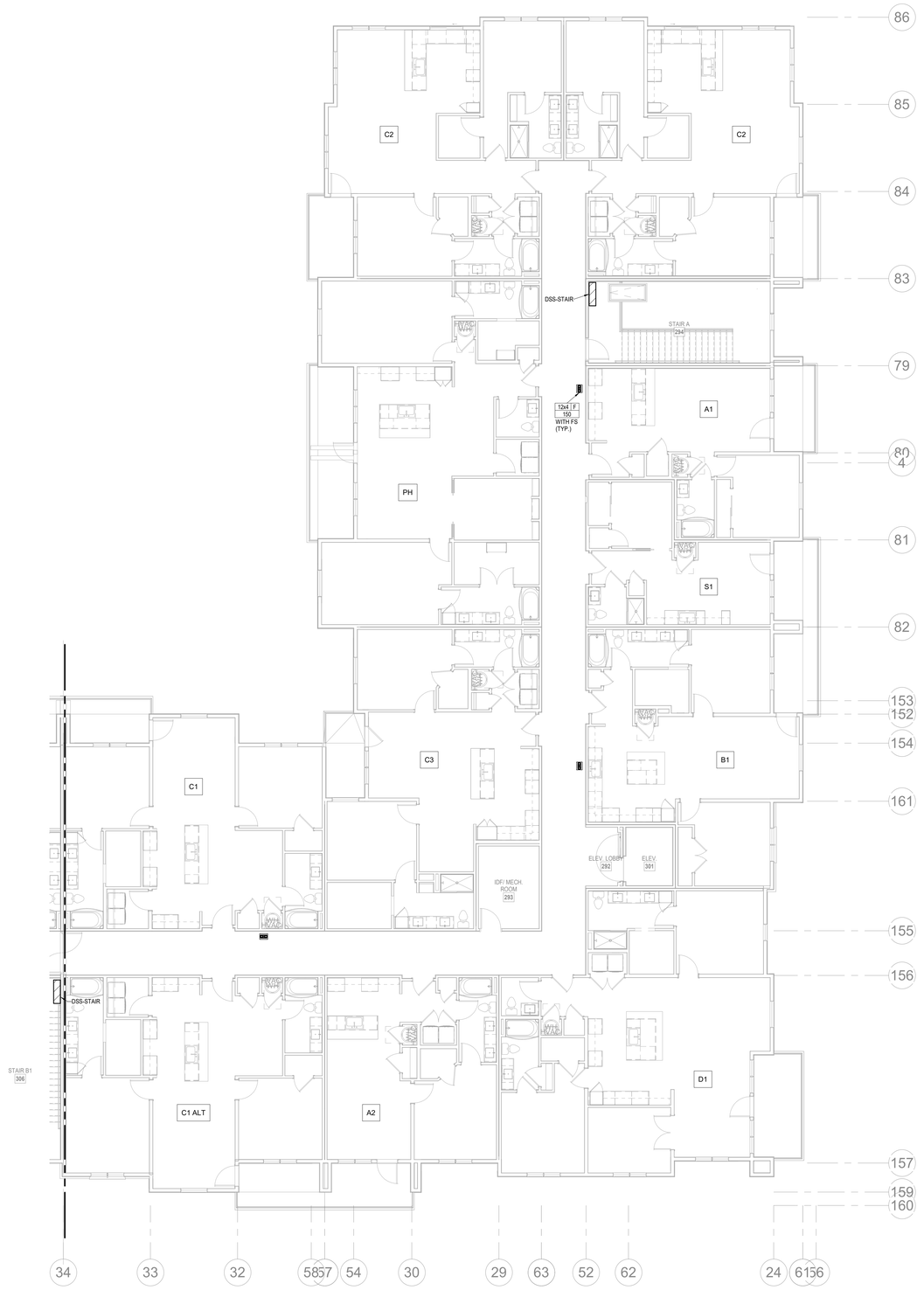

NORTH

1 4TH FLOOR - SEGMENT A

HVAC

1/8" = 1'-0"

NOTES:
1. COORDINATE WITH OTHER SUB-CONTRACTORS FOR PLACEMENT OF WORK PRIOR TO INSTALLATION BEGINNING.
2. ALL INDIVIDUAL BRANCH DUCTS ARE THE SIZE OF THE DIFFUSER NECK LISTED AND HAVE A MANUAL BALANCING DAMPER WHERE NOT INTEGRAL WITH THE DIFFUSER.
3. SEE THE ARCHITECTURAL, LIGHTING AND STRUCTURAL DRAWINGS FOR CLEARANCES.
4. MAINTAIN 3 FEET CLEARANCE FROM EXHAUST DUCTS TO BUILDING OPENINGS AND 10 FEET TO AIR INTAKES.
5. ROUTE NO DUCTS OVER ELECTRICAL EQUIPMENT.
6. FLEXIBLE DUCT LENGTHS SHALL NOT EXCEED 15 FEET AND SHALL BE AS STRAIGHT AS POSSIBLE AND NOT KINKED AT DIFFUSER OR TAKE-OFF.

ARCHITECTURE
LANDSCAPE ARCHITECTURE
ENERGY SERVICES

NSPJ ARCHITECTS
3515 W. 75TH ST., SUITE 201
PRAIRIE VILLAGE, KS 66208

P. 913.831.1415
F. 913.831.1563
NSPJARCH.COM
© COPYRIGHT 2023

STATE OF MISSOURI
RICHARD R. BEARDMORE
NUMBER
PROFESSIONAL ENGINEER

03/15/2023

A NEW RESIDENTIAL COMMUNITY AT:

TRILOGY

800 & 810 NW WARD RD. | LEE'S SUMMIT, MO

DRAWING RELEASE LOG
• 03.15.2023 - PERMIT SUBMITTAL

△REVISIONS

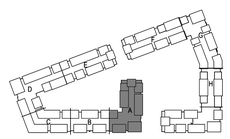

NORTH

KEY PLAN

LS&A
Latimer Sommers & Associates P.A.
CONSULTING ENGINEERS
3639 SW Summerfield Drive, Suite A
Topeka, Kansas 6614-3974
8625 College Boulevard, Suite 102
Overland Park, Kansas 66210
Telephone: (785) 233-3232
Email: lsapa@lsapa.com
LSA PROJECT NO. 2204061

JOB NO. 705921
DATE 03.15.2023
DRAWN BY LSA CAD
4/11/2023 CITY COMMENTS
SHEET NAME SEGMENT A - 4TH FLOOR - HVAC
SHEET NO. M1.04

4/13/2023 9:08:32 PM

ARCH E1.30" x 42"

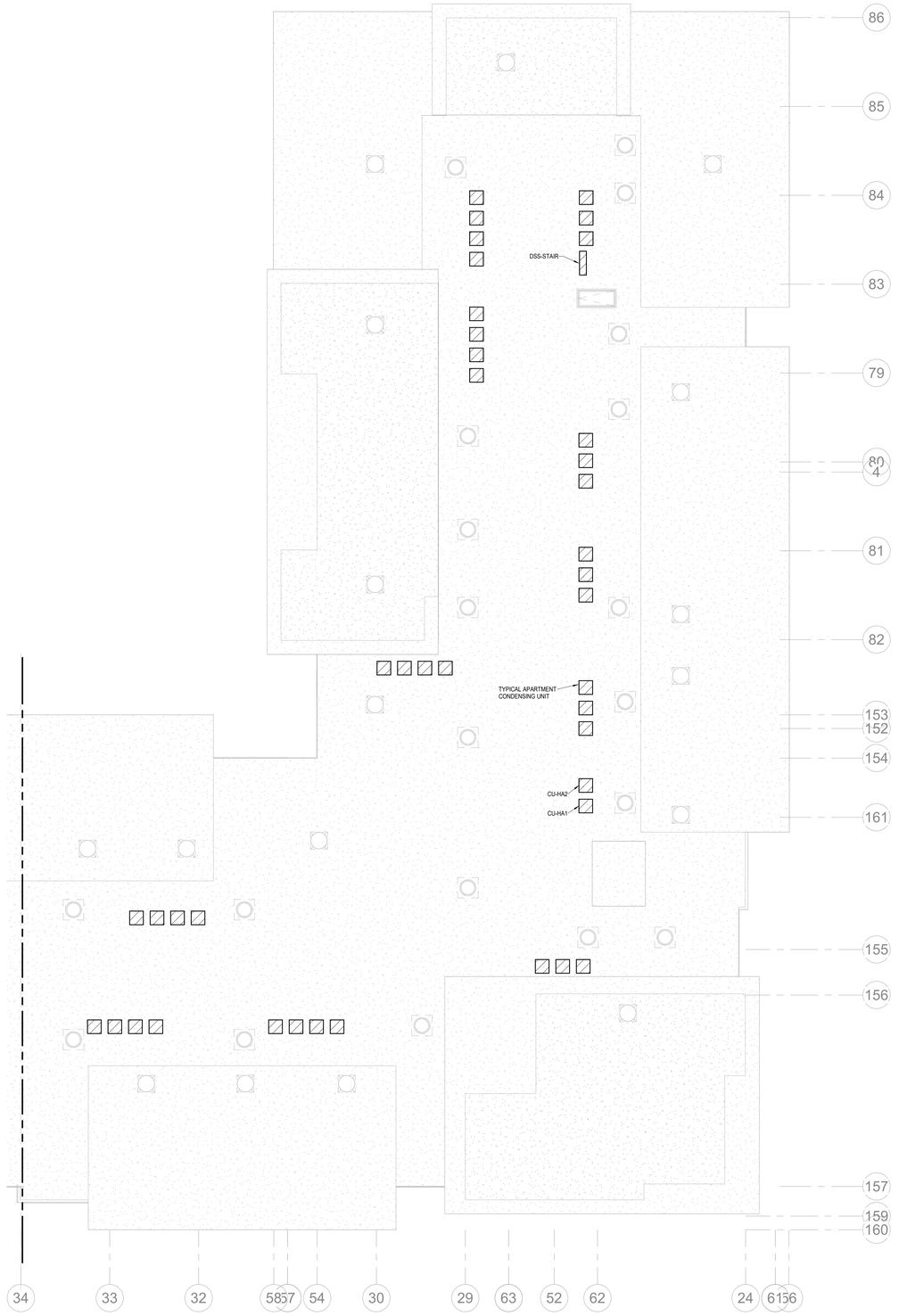

NORTH

1 ROOF PLAN - SEGMENT A

HVAC

1/8" = 1'-0"

NOTES:

1. COORDINATE WITH OTHER SUB-CONTRACTORS FOR PLACEMENT OF WORK PRIOR TO INSTALLATION BEGINNING.
2. ALL INDIVIDUAL BRANCH DUCTS ARE THE SIZE OF THE DIFFUSER NECK LISTED AND HAVE A MANUAL BALANCING DAMPER WHERE NOT INTEGRAL WITH THE DIFFUSER.
3. SEE THE ARCHITECTURAL, LIGHTING AND STRUCTURAL DRAWINGS FOR CLEARANCES.
4. MAINTAIN 3 FEET CLEARANCE FROM EXHAUST DUCTS TO BUILDING OPENINGS AND 10 FEET TO AIR INTAKES.
5. ROUTE NO DUCTS OVER ELECTRICAL EQUIPMENT.
6. FLEXIBLE DUCT LENGTHS SHALL NOT EXCEED 15 FEET AND SHALL BE AS STRAIGHT AS POSSIBLE AND NOT KINKED AT DIFFUSER OR TAKE-OFF.

ARCHITECTURE
LANDSCAPE ARCHITECTURE
ENERGY SERVICES

NSPJ ARCHITECTS, Inc.
3515 W. 75TH ST., SUITE 201
PRAIRIE VILLAGE, KS 66208

P. 913.831.1415
F. 913.831.1563
NSPJARCH.COM
© COPYRIGHT 2023

STATE OF MISSOURI
RICHARD R. BEARDMORE
NUMBER
PROFESSIONAL ENGINEER

03/15/2023

A NEW RESIDENTIAL COMMUNITY AT:

TRILOGY

800 & 810 NW WARD RD. | LEE'S SUMMIT, MO

DRAWING RELEASE LOG
- 03.15.2023 - PERMIT SUBMITTAL

△REVISIONS

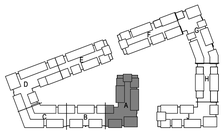

KEY PLAN

NORTH

DISCIPLINE

LS&A
Latimer Sommers & Associates P.A.
CONSULTING ENGINEERS
3639 SW Summerfield Drive, Suite A
Topeka, Kansas 6614-3974
8625 College Boulevard, Suite 102
Overland Park, Kansas 66210
Telephone: (785) 233-3232
Email: lsapa@lsaca.com
LSA PROJECT NO. 2204061

JOB NO. 705921
DATE 03.15.2023
DRAWN BY LSA CAD
4/11/2023 CITY COMMENTS
SHEET NAME SEGMENT A - ROOF PLAN - HVAC
SHEET NO. M1.05

4/13/2023 9:08:33 PM

ARCH E1.30" x 42"

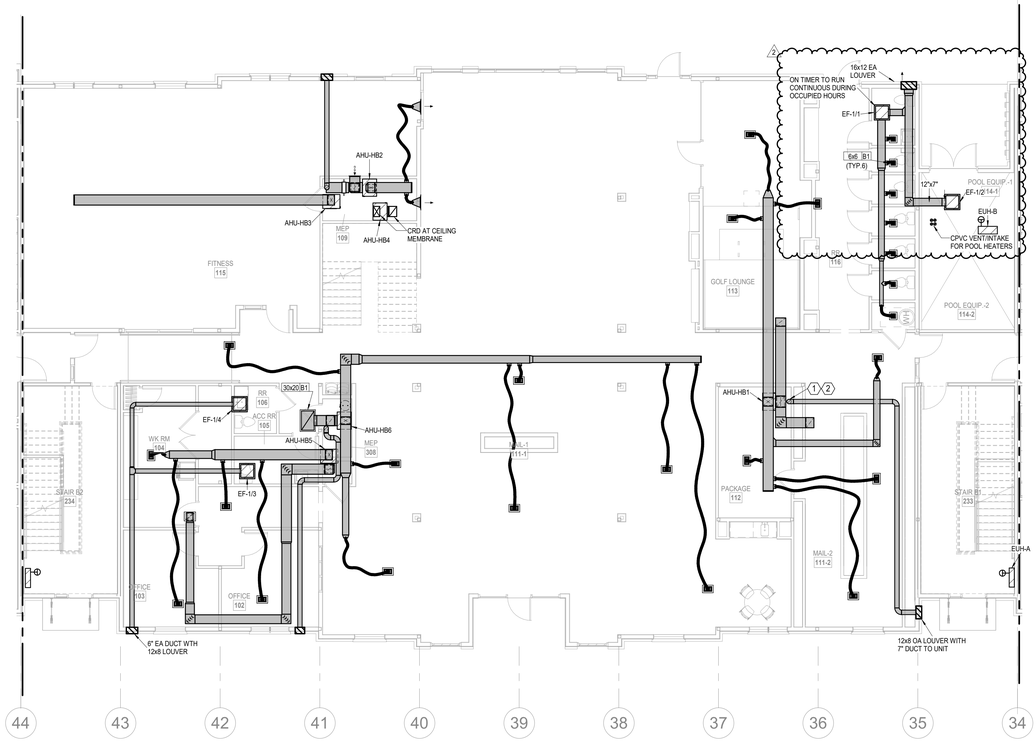

NORTH

1 1ST FLOOR - SEGMENT B

HVAC
1/8" = 1'-0"

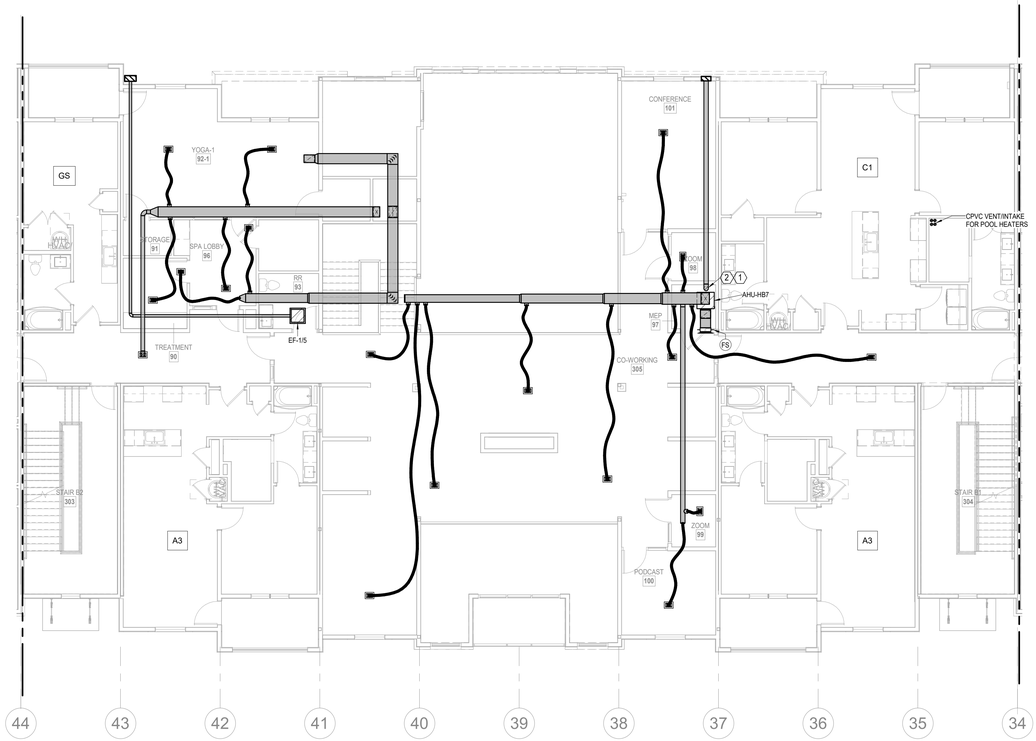

NORTH

2 2ND FLOOR - SEGMENT B

HVAC
1/8" = 1'-0"

NOTES:
1. COORDINATE WITH OTHER SUB-CONTRACTORS FOR PLACEMENT OF WORK PRIOR TO INSTALLATION BEGINNING.
2. ALL INDIVIDUAL BRANCH DUCTS ARE THE SIZE OF THE DIFFUSER NECK LISTED AND HAVE A MANUAL BALANCING DAMPER WHERE NOT INTEGRAL WITH THE DIFFUSER.
3. SEE THE ARCHITECTURAL, LIGHTING AND STRUCTURAL DRAWINGS FOR CLEARANCES.
4. MAINTAIN 3 FEET CLEARANCE FROM EXHAUST DUCTS TO BUILDING OPENINGS AND 10 FEET TO AIR INTAKES.
5. ROUTE NO DUCTS OVER ELECTRICAL EQUIPMENT.
6. FLEXIBLE DUCT LENGTHS SHALL NOT EXCEED 15 FEET AND SHALL BE AS STRAIGHT AS POSSIBLE AND NOT KINKED AT DIFFUSER OR TAKE-OFF.

ARCHITECTURE
LANDSCAPE ARCHITECTURE
ENERGY SERVICES
NSPJ
ARCHITECTS, Inc.
3515 W. 75TH ST., SUITE 201
PRAIRIE VILLAGE, KS 66208
P. 913.831.1415
F. 913.831.1563
NSPJARCH.COM
© COPYRIGHT 2023

STATE OF MISSOURI
RICHARD R. BEARDMORE
NUMBER
PROFESSIONAL ENGINEER
04/28/2023

A NEW RESIDENTIAL COMMUNITY AT:

TRILOGY

800 & 810 NW WARD RD. | LEE'S SUMMIT, MO

DRAWING RELEASE LOG
• 03.15.2023 - PERMIT SUBMITTAL

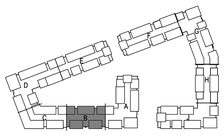

NORTH

KEY PLAN

NO SCALE

△REVISIONS
2 23 0428 ADD 1/CC 2

LS&A
Latimer Sommers & Associates P.A.
CONSULTING ENGINEERS
3639 SW Summerfield Drive, Suite A
Topeka, Kansas 66614-3974
8625 College Boulevard, Suite 102
Overland Park, Kansas 66210
Telephone: (785) 233-3232
Email: lsapa@lsapa.com
LSA PROJECT NO. 2204061

JOB NO. 705921
DATE 03.15.2023
DRAWN BY LSA CAD
4/28/2023 ADDENDUM 1/ CITY COMMENTS #2
SHEET NAME SEGMENT B - 1ST & 2ND FLOOR - HVAC
SHEET NO. M1.06

5/1/2023 3:50:28 PM

ARCH E1.30" x 42"

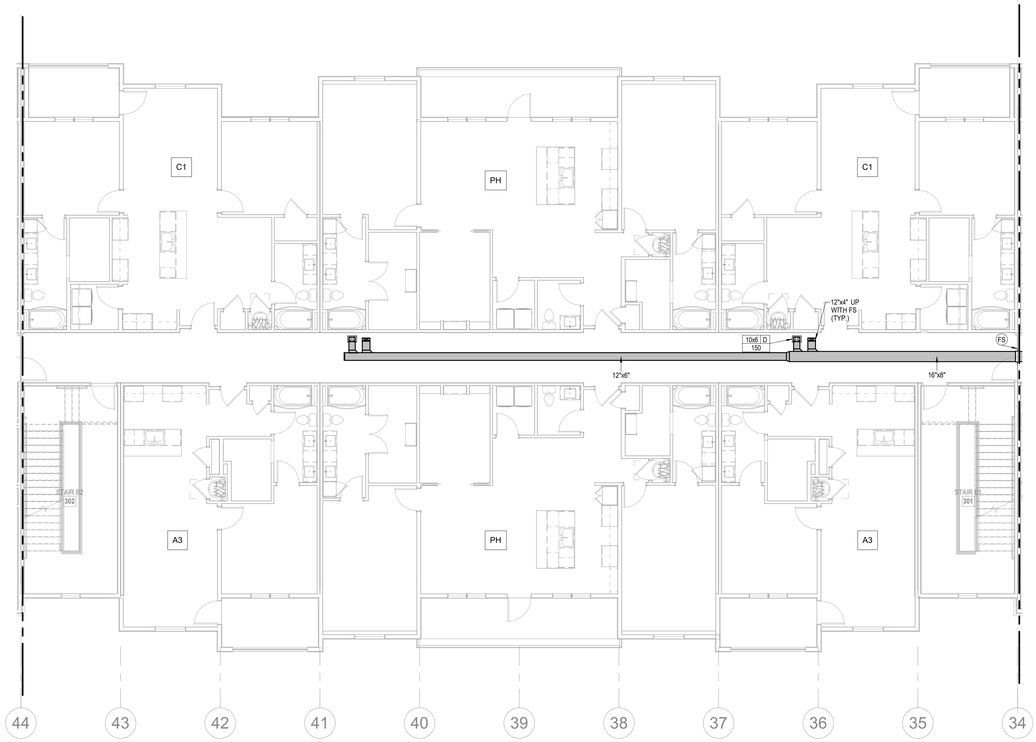

NORTH

1 3RD FLOOR - SEGMENT B

HVAC
1/8" = 1'-0"

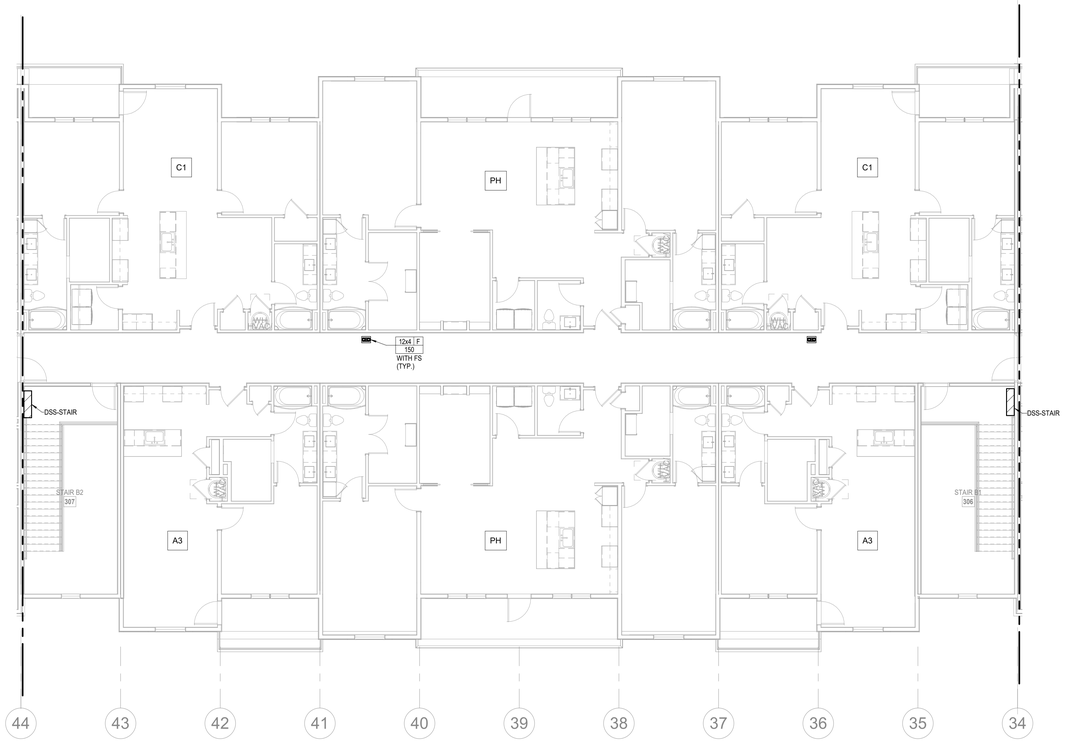

NORTH

2 4TH FLOOR - SEGMENT B

HVAC
1/8" = 1'-0"

NOTES:
1. COORDINATE WITH OTHER SUB-CONTRACTORS FOR PLACEMENT OF WORK PRIOR TO INSTALLATION BEGINNING.
2. ALL INDIVIDUAL BRANCH DUCTS ARE THE SIZE OF THE DIFFUSER NECK LISTED AND HAVE A MANUAL BALANCING DAMPER WHERE NOT INTEGRAL WITH THE DIFFUSER.
3. SEE THE ARCHITECTURAL, LIGHTING AND STRUCTURAL DRAWINGS FOR CLEARANCES.
4. MAINTAIN 3 FEET CLEARANCE FROM EXHAUST DUCTS TO BUILDING OPENINGS AND 10 FEET TO AIR INTAKES.
5. ROUTE NO DUCTS OVER ELECTRICAL EQUIPMENT.
6. FLEXIBLE DUCT LENGTHS SHALL NOT EXCEED 15 FEET AND SHALL BE AS STRAIGHT AS POSSIBLE AND NOT KINKED AT DIFFUSER OR TAKE-OFF.

ARCHITECTURE
LANDSCAPE ARCHITECTURE
ENERGY SERVICES
NSPJ
ARCHITECTS, Inc.
3515 W. 75TH ST., SUITE 201
PRAIRIE VILLAGE, KS 66208
P. 913.831.1415
F. 913.831.1563
NSPJARCH.COM
© COPYRIGHT 2023

STATE OF MISSOURI
RICHARD R. BEARDMORE
NUMBER
PROFESSIONAL ENGINEER

03/15/2023

A NEW RESIDENTIAL COMMUNITY AT:

TRILOGY

800 & 810 NW WARD RD. | LEE'S SUMMIT, MO

DRAWING RELEASE LOG
• 03.15.2023 - PERMIT SUBMITTAL

△REVISIONS

NORTH

KEY PLAN

LS&A
Latimer Sommers & Associates P.A.
CONSULTING ENGINEERS
3639 SW Summerfield Drive, Suite A
Topeka, Kansas 66614-3974
8625 College Boulevard, Suite 102
Overland Park, Kansas 66210
Telephone: (785) 233-3232
Email: lsapa@lsapa.com
LSA PROJECT NO. 2204061

JOB NO. 705921
DATE 03.15.2023
DRAWN BY LSA CAD
4/11/2023 CITY COMMENTS
SHEET NAME SEGMENT B - 3RD & 4TH FLOOR - HVAC
SHEET NO. M1.07

4/13/2023 9:08:39 PM

ARCH E1 30" x 42"

NOTES:
1. COORDINATE WITH OTHER SUB-CONTRACTORS FOR PLACEMENT OF WORK PRIOR TO INSTALLATION BEGINNING.
2. ALL INDIVIDUAL BRANCH DUCTS ARE THE SIZE OF THE DIFFUSER NECK LISTED AND HAVE A MANUAL BALANCING DAMPER WHERE NOT INTEGRAL WITH THE DIFFUSER.
3. SEE THE ARCHITECTURAL, LIGHTING AND STRUCTURAL DRAWINGS FOR CLEARANCES.
4. MAINTAIN 3 FEET CLEARANCE FROM EXHAUST DUCTS TO BUILDING OPENINGS AND 10 FEET TO AIR INTAKES.
5. ROUTE NO DUCTS OVER ELECTRICAL EQUIPMENT.
6. FLEXIBLE DUCT LENGTHS SHALL NOT EXCEED 15 FEET AND SHALL BE AS STRAIGHT AS POSSIBLE AND NOT KINKED AT DIFFUSER OR TAKE-OFF.

ARCHITECTURE
LANDSCAPE ARCHITECTURE
ENERGY SERVICES

NSPJ ARCHITECTS, Inc.
3515 W. 75TH ST., SUITE 201
PRAIRIE VILLAGE, KS 66208

P. 913.831.1415
F. 913.831.1563
NSPJARCH.COM
© COPYRIGHT 2023

STATE OF MISSOURI
RICHARD R. BEARDMORE
NUMBER
PROFESSIONAL ENGINEER

03/15/2023

NORTH

1 ROOF PLAN - SEGMENT B

HVAC
1/8" = 1'-0"

A NEW RESIDENTIAL COMMUNITY AT:

TRILOGY

800 & 810 NW WARD RD. | LEE'S SUMMIT, MO

DRAWING RELEASE LOG
• 03.15.2023 - PERMIT SUBMITTAL

△REVISIONS

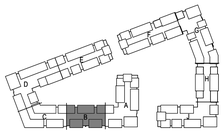

NORTH

KEY PLAN

LS&A
Latimer Sommers & Associates P.A.
CONSULTING ENGINEERS
3639 SW Summerfield Drive, Suite A
Topeka, Kansas 66614-3974
8625 College Boulevard, Suite 102
Overland Park, Kansas 66210
Telephone: (785) 233-3232
Email: lsapa@lsapa.com
LSA PROJECT NO. 2204061

JOB NO. 705921
DATE 03.15.2023
DRAWN BY LSA CAD
4/11/2023 CITY COMMENTS
SHEET NAME SEGMENT B - ROOF PLAN - HVAC
SHEET NO. M1.08

4/13/2023 9:08:40 PM

ARCH E1.30" x 42"

NOTES:
1. COORDINATE WITH OTHER SUB-CONTRACTORS FOR PLACEMENT OF WORK PRIOR TO INSTALLATION BEGINNING.
2. ALL INDIVIDUAL BRANCH DUCTS ARE THE SIZE OF THE DIFFUSER NECK LISTED AND HAVE A MANUAL BALANCING DAMPER WHERE NOT INTEGRAL WITH THE DIFFUSER.
3. SEE THE ARCHITECTURAL, LIGHTING AND STRUCTURAL DRAWINGS FOR CLEARANCES.
4. MAINTAIN 3 FEET CLEARANCE FROM EXHAUST DUCTS TO BUILDING OPENINGS AND 10 FEET TO AIR INTAKES.
5. ROUTE NO DUCTS OVER ELECTRICAL EQUIPMENT.
6. FLEXIBLE DUCT LENGTHS SHALL NOT EXCEED 15 FEET AND SHALL BE AS STRAIGHT AS POSSIBLE AND NOT KINKED AT DIFFUSER OR TAKE-OFF.

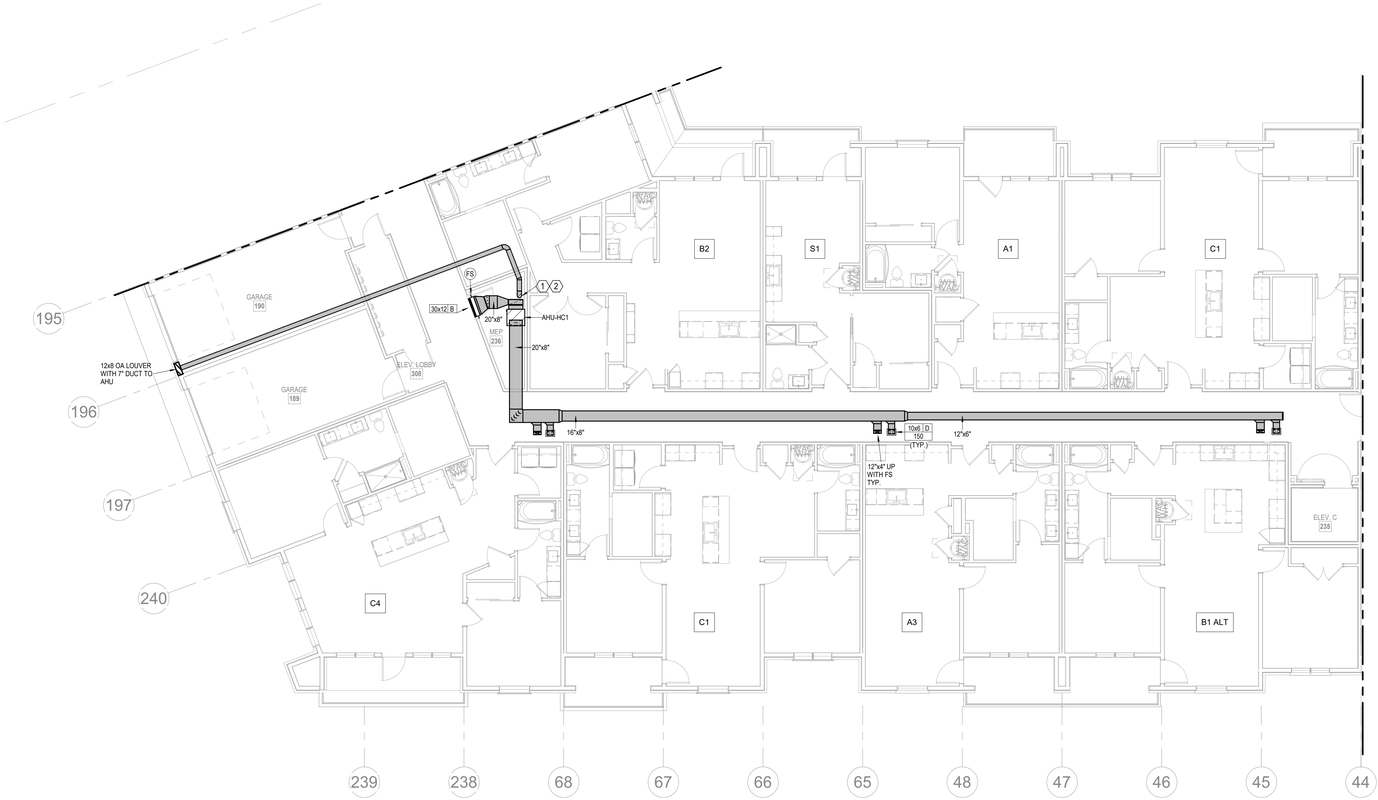

1 1ST FLOOR - SEGMENT C
HVAC
1/8" = 1'-0"

NORTH

NSPJ ARCHITECTS
ARCHITECTURE LANDSCAPE ARCHITECTURE ENERGY SERVICES
3515 W. 75TH ST., SUITE 201
PRAIRIE VILLAGE, KS 66208
P. 913.831.1415
F. 913.831.1563
NSPJARCH.COM

© COPYRIGHT 2023

STATE OF MISSOURI
RICHARD R. BEARDMORE
NUMBER
PROFESSIONAL ENGINEER

03/15/2023

A NEW RESIDENTIAL COMMUNITY AT:
TRILOGY
800 & 810 NW WARD RD. | LEE'S SUMMIT, MO

DRAWING RELEASE LOG
- 03.15.2023 - PERMIT SUBMITTAL

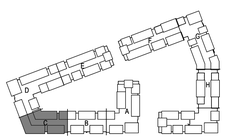

△REVISIONS

KEY PLAN

NORTH

LS&A
Latimer Sommers & Associates P.A.
CONSULTING ENGINEERS
3639 SW Summerfield Drive, Suite A
Topeka, Kansas 6614-2874
8625 College Boulevard, Suite 102
Overland Park, Kansas 66210
Telephone: (785) 233-3232
Email: lsapa@lsapa.com

LSA PROJECT NO. 2204061

JOB NO. 705921
DATE 03.15.2023
DRAWN BY LSA CAD
4/11/2023 CITY COMMENTS
SHEET NAME SEGMENT C - 1ST FLOOR - HVAC
SHEET NO. M1.09

4/13/2023 9:08:42 PM

ARCH E1.30" x 42"

NOTES:
1. COORDINATE WITH OTHER SUB-CONTRACTORS FOR PLACEMENT OF WORK PRIOR TO INSTALLATION BEGINNING.
2. ALL INDIVIDUAL BRANCH DUCTS ARE THE SIZE OF THE DIFFUSER NECK LISTED AND HAVE A MANUAL BALANCING DAMPER WHERE NOT INTEGRAL WITH THE DIFFUSER.
3. SEE THE ARCHITECTURAL, LIGHTING AND STRUCTURAL DRAWINGS FOR CLEARANCES.
4. MAINTAIN 3 FEET CLEARANCE FROM EXHAUST DUCTS TO BUILDING OPENINGS AND 10 FEET TO AIR INTAKES.
5. ROUTE NO DUCTS OVER ELECTRICAL EQUIPMENT.
6. FLEXIBLE DUCT LENGTHS SHALL NOT EXCEED 15 FEET AND SHALL BE AS STRAIGHT AS POSSIBLE AND NOT KINKED AT DIFFUSER OR TAKE-OFF.

NORTH

1 2ND FLOOR - SEGMENT C

HVAC

1/8" = 1'-0"

NSPJ ARCHITECTS
ARCHITECTURE LANDSCAPE ARCHITECTURE ENERGY SERVICES
3515 W. 75TH ST., SUITE 201
PRAIRIE VILLAGE, KS 66208
P. 913.831.1415
F. 913.831.1563
NSPJARCH.COM

© COPYRIGHT 2023

STATE OF MISSOURI
RICHARD R. BEARDMORE
NUMBER
PROFESSIONAL ENGINEER

03/15/2023

A NEW RESIDENTIAL COMMUNITY AT:

TRILOGY

800 & 810 NW WARD RD. | LEE'S SUMMIT, MO

DRAWING RELEASE LOG
- 03.15.2023 - PERMIT SUBMITTAL

△ REVISIONS

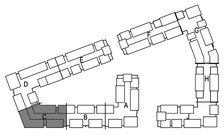

NORTH

KEY PLAN

LS&A Latimer Sommers & Associates P.A.
CONSULTING ENGINEERS
3639 SW Summerfield Drive, Suite A
Topeka, Kansas 66614-3974
8625 College Boulevard, Suite 102
Overland Park, Kansas 66210
Telephone: (785) 233-3232
Email: lsapa@lsapa.com

LSA PROJECT NO. 2204061

JOB NO. 705921
DATE 03.15.2023
DRAWN BY LSA CAD
4/11/2023 CITY COMMENTS
SHEET NAME SEGMENT C - 2ND FLOOR - HVAC
SHEET NO. M1.10

4/13/2023 9:08:44 PM

ARCH E1.30" x 42"

NOTES:

1. COORDINATE WITH OTHER SUB-CONTRACTORS FOR PLACEMENT OF WORK PRIOR TO INSTALLATION BEGINNING.
2. ALL INDIVIDUAL BRANCH DUCTS ARE THE SIZE OF THE DIFFUSER NECK LISTED AND HAVE A MANUAL BALANCING DAMPER WHERE NOT INTEGRAL WITH THE DIFFUSER.
3. SEE THE ARCHITECTURAL, LIGHTING AND STRUCTURAL DRAWINGS FOR CLEARANCES.
4. MAINTAIN 3 FEET CLEARANCE FROM EXHAUST DUCTS TO BUILDING OPENINGS AND 10 FEET TO AIR INTAKES.
5. ROUTE NO DUCTS OVER ELECTRICAL EQUIPMENT.
6. FLEXIBLE DUCT LENGTHS SHALL NOT EXCEED 15 FEET AND SHALL BE AS STRAIGHT AS POSSIBLE AND NOT KINKED AT DIFFUSER OR TAKE-OFF.

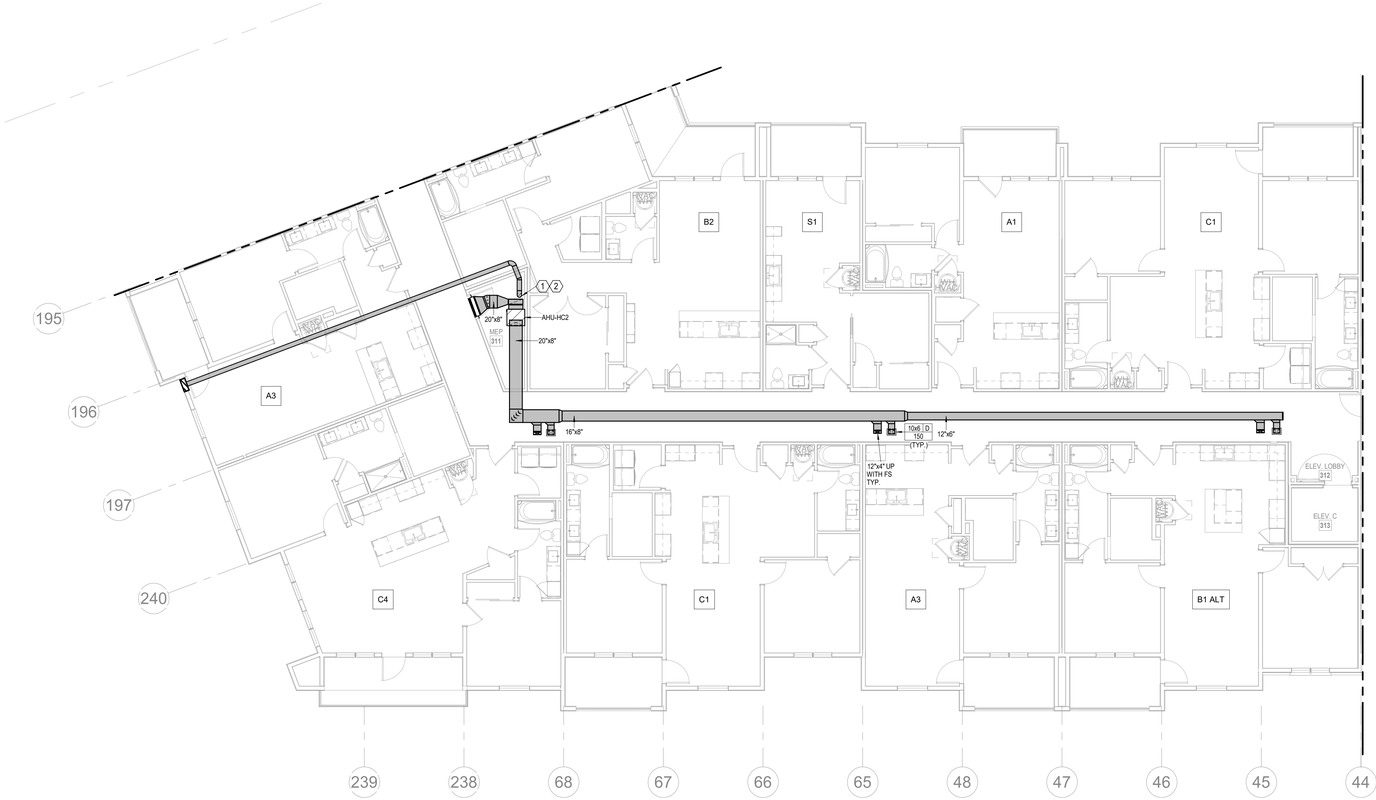

NORTH

1 **3RD FLOOR - SEGMENT C**
HVAC
1/8" = 1'-0"

ARCHITECTURE
LANDSCAPE
ARCHITECTURE
ENERGY SERVICES

NSPJ ARCHITECTS
3515 W. 75TH ST., SUITE 201
PRAIRIE VILLAGE, KS 66208

P. 913.831.1415
F. 913.831.1563
NSPJARCH.COM
© COPYRIGHT 2023

STATE OF MISSOURI
RICHARD R. BEARDMORE
NUMBER
PROFESSIONAL ENGINEER

03/15/2023

A NEW RESIDENTIAL COMMUNITY AT:

TRILOGY

800 & 810 NW WARD RD. | LEE'S SUMMIT, MO

DRAWING RELEASE LOG
- 03.15.2023 - PERMIT SUBMITTAL

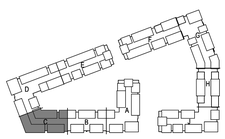

NORTH

KEY PLAN

△REVISIONS

LS&A
Latimer Sommers & Associates P.A.
CONSULTING ENGINEERS
3639 SW Summerfield Drive, Suite A
Topeka, Kansas 6614-3974
8826 College Boulevard, Suite 102
Overland Park, Kansas 66210
Telephone: (785) 233-3232
Email: lsapa@lsapa.com
LSA PROJECT NO. 2204061

JOB NO. 705921
DATE 03.15.2023
DRAWN BY LSA CAD
4/11/2023 CITY COMMENTS
SHEET NAME SEGMENT C - 3RD FLOOR - HVAC
SHEET NO. M1.11

4/13/2023 9:08:46 PM

ARCH E1.30" x 42"

NOTES:
1. COORDINATE WITH OTHER SUB-CONTRACTORS FOR PLACEMENT OF WORK PRIOR TO INSTALLATION BEGINNING.
2. ALL INDIVIDUAL BRANCH DUCTS ARE THE SIZE OF THE DIFFUSER NECK LISTED AND HAVE A MANUAL BALANCING DAMPER WHERE NOT INTEGRAL WITH THE DIFFUSER.
3. SEE THE ARCHITECTURAL, LIGHTING AND STRUCTURAL DRAWINGS FOR CLEARANCES.
4. MAINTAIN 3 FEET CLEARANCE FROM EXHAUST DUCTS TO BUILDING OPENINGS AND 10 FEET TO AIR INTAKES.
5. ROUTE NO DUCTS OVER ELECTRICAL EQUIPMENT.
6. FLEXIBLE DUCT LENGTHS SHALL NOT EXCEED 15 FEET AND SHALL BE AS STRAIGHT AS POSSIBLE AND NOT KINKED AT DIFFUSER OR TAKE-OFF.

ARCHITECTURE
LANDSCAPE ARCHITECTURE
ENERGY SERVICES

NSPJ ARCHITECTS, Inc.
3515 W. 75TH ST., SUITE 201
PRAIRIE VILLAGE, KS 66208

P. 913.831.1415
F. 913.831.1563
NSPJARCH.COM

© COPYRIGHT 2023

STATE OF MISSOURI
RICHARD R. BEARDMORE
NUMBER
PROFESSIONAL ENGINEER

03/15/2023

NORTH

1 4TH FLOOR - SEGMENT C

HVAC

1/8" = 1'-0"

A NEW RESIDENTIAL COMMUNITY AT:

TRILOGY

800 & 810 NW WARD RD. | LEE'S SUMMIT, MO

DRAWING RELEASE LOG
- 03.15.2023 - PERMIT SUBMITTAL

△REVISIONS

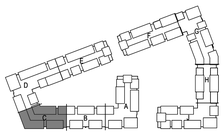

NORTH

KEY PLAN

LS&A
Latimer Sommers & Associates P.A.
CONSULTING ENGINEERS
3639 SW Summerfield Drive, Suite A
Topeka, Kansas 6614-2874
8625 College Boulevard, Suite 102
Overland Park, Kansas 66210
Telephone: (785) 233-3232
Email: lsapa@lsapa.com
LSA PROJECT NO. 2204061

JOB NO. 705921
DATE 03.15.2023
DRAWN BY LSA CAD
4/11/2023 CITY COMMENTS
SHEET NAME SEGMENT C - 4TH FLOOR - HVAC
SHEET NO. M1.12

4/13/2023 9:08:47 PM

ARCH E1.30" x 42"

NOTES:
1. COORDINATE WITH OTHER SUB-CONTRACTORS FOR PLACEMENT OF WORK PRIOR TO INSTALLATION BEGINNING.
2. ALL INDIVIDUAL BRANCH DUCTS ARE THE SIZE OF THE DIFFUSER NECK LISTED AND HAVE A MANUAL BALANCING DAMPER WHERE NOT INTEGRAL WITH THE DIFFUSER.
3. SEE THE ARCHITECTURAL, LIGHTING AND STRUCTURAL DRAWINGS FOR CLEARANCES.
4. MAINTAIN 3 FEET CLEARANCE FROM EXHAUST DUCTS TO BUILDING OPENINGS AND 10 FEET TO AIR INTAKES.
5. ROUTE NO DUCTS OVER ELECTRICAL EQUIPMENT.
6. FLEXIBLE DUCT LENGTHS SHALL NOT EXCEED 15 FEET AND SHALL BE AS STRAIGHT AS POSSIBLE AND NOT KINKED AT DIFFUSER OR TAKE-OFF.

ARCHITECTURE
LANDSCAPE ARCHITECTURE
ENERGY SERVICES

NSPJ ARCHITECTS, Inc.
3515 W. 75TH ST., SUITE 201
PRAIRIE VILLAGE, KS 66208

P. 913.831.1415
F. 913.831.1563
NSPJARCH.COM

© COPYRIGHT 2023

STATE OF MISSOURI
RICHARD R. BEARDMORE
NUMBER
PROFESSIONAL ENGINEER

03/15/2023

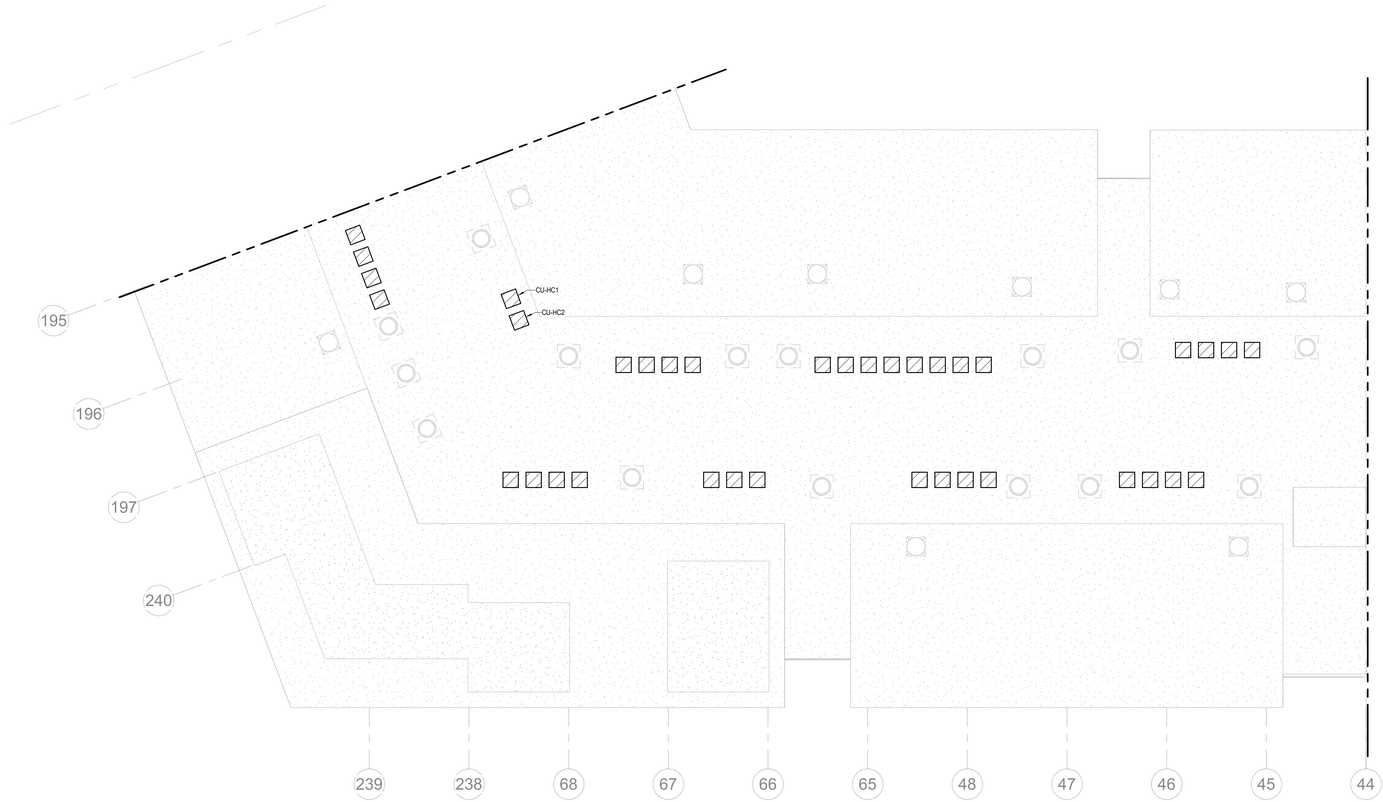

NORTH

1 ROOF PLAN - SEGMENT C

HVAC
1/8" = 1'-0"

A NEW RESIDENTIAL COMMUNITY AT:

TRILOGY

800 & 810 NW WARD RD. | LEE'S SUMMIT, MO

DRAWING RELEASE LOG
• 03.15.2023 - PERMIT SUBMITTAL

△REVISIONS

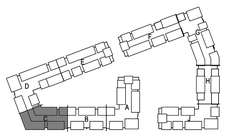

NORTH

KEY PLAN

DISCARD

LS&A
Latimer Sommers & Associates P.A.
CONSULTING ENGINEERS
3639 SW Summerfield Drive, Suite A
Topeka, Kansas 6614-2974
8625 College Boulevard, Suite 102
Overland Park, Kansas 66210
Telephone: (785) 233-3232
Email: lsapa@lsapa.com
LSA PROJECT NO. 2204061

JOB.NO. 705921
DATE 03.15.2023
DRAWN BY LSA CAD
4/11/2023 CITY COMMENTS
SHEET NAME SEGMENT C - ROOF PLAN - HVAC
SHEET NO. M1.13

4/13/2023 9:08:48 PM

ARCH E1.30" x 42"

NOTES:
1. COORDINATE WITH OTHER SUB-CONTRACTORS FOR PLACEMENT OF WORK PRIOR TO INSTALLATION BEGINNING.
2. ALL INDIVIDUAL BRANCH DUCTS ARE THE SIZE OF THE DIFFUSER NECK LISTED AND HAVE A MANUAL BALANCING DAMPER WHERE NOT INTEGRAL WITH THE DIFFUSER.
3. SEE THE ARCHITECTURAL, LIGHTING AND STRUCTURAL DRAWINGS FOR CLEARANCES.
4. MAINTAIN 3 FEET CLEARANCE FROM EXHAUST DUCTS TO BUILDING OPENINGS AND 10 FEET TO AIR INTAKES.
5. ROUTE NO DUCTS OVER ELECTRICAL EQUIPMENT.
6. FLEXIBLE DUCT LENGTHS SHALL NOT EXCEED 15 FEET AND SHALL BE AS STRAIGHT AS POSSIBLE AND NOT KINKED AT DIFFUSER OR TAKE-OFF.

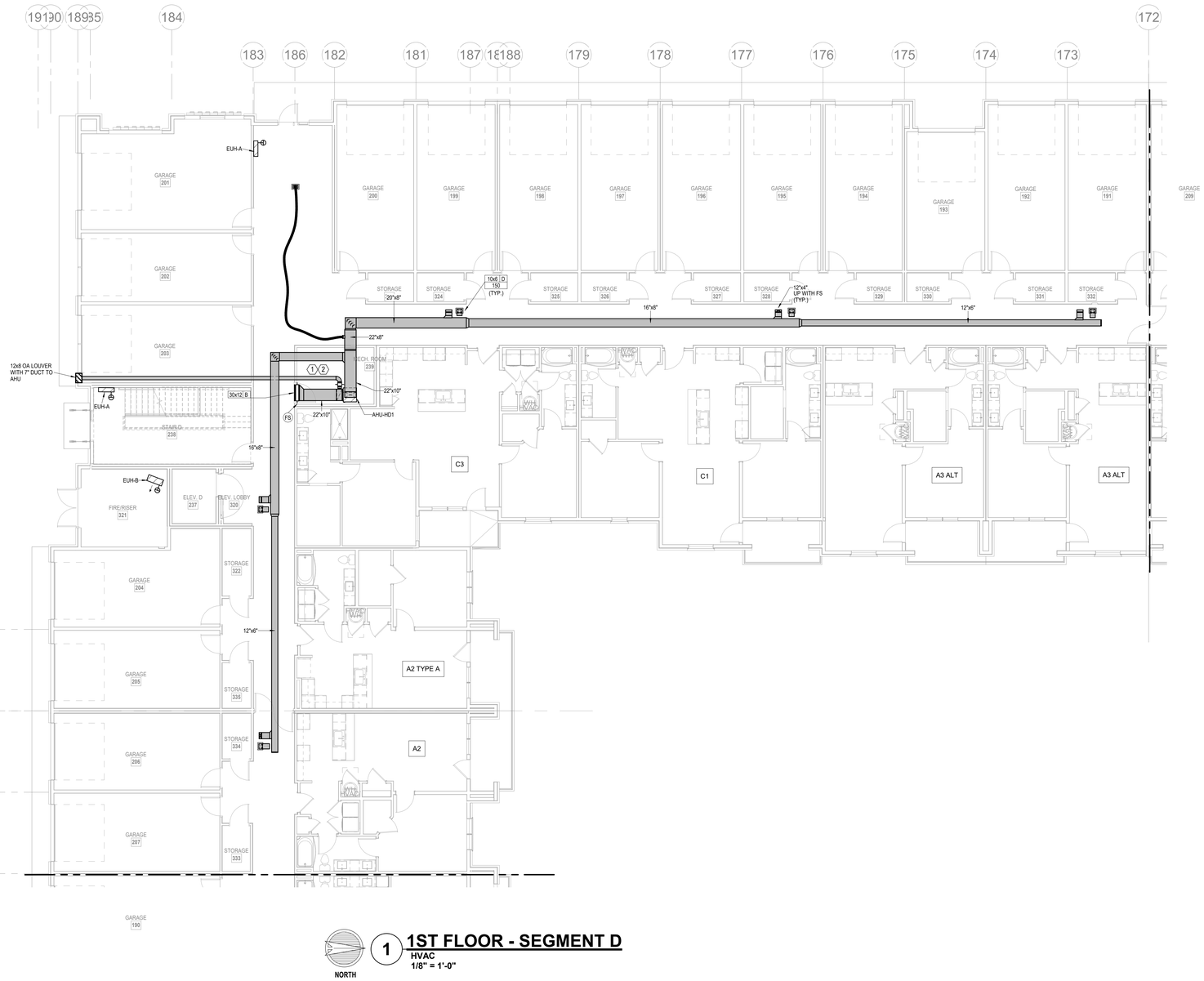

NORTH

1 1ST FLOOR - SEGMENT D

HVAC

1/8" = 1'-0"

NSPJ ARCHITECTS
ARCHITECTURE LANDSCAPE ARCHITECTURE ENERGY SERVICES
3515 W. 75TH ST., SUITE 201
PRAIRIE VILLAGE, KS 66208
P. 913.831.1415
F. 913.831.1563
NSPJARCH.COM

© COPYRIGHT 2023

STATE OF MISSOURI
RICHARD R. BEARDMORE
NUMBER
PROFESSIONAL ENGINEER

03/15/2023

A NEW RESIDENTIAL COMMUNITY AT:

TRILOGY

800 & 810 NW WARD RD. | LEE'S SUMMIT, MO

DRAWING RELEASE LOG
- 03.15.2023 - PERMIT SUBMITTAL

△REVISIONS

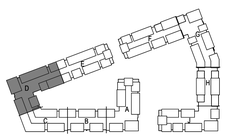

NORTH

KEY PLAN

LS&A Latimer Sommers & Associates P.A.
CONSULTING ENGINEERS
3639 SW Summerfield Drive, Suite A
Topeka, Kansas 6614-3974
8628 College Boulevard, Suite 102
Overland Park, Kansas 66210
Telephone: (785) 233-3232
Email: lsapa@lsapa.com
LSA PROJECT NO. 2204061

JOB NO. 705921
DATE 03.15.2023
DRAWN BY LSA CAD
4/11/2023 CITY COMMENTS
SHEET NAME SEGMENT D - 1ST FLOOR - HVAC
SHEET NO. M1.14

4/13/2023 5:08:50 PM

ARCH E1.30" x 42"

NOTES:
1. COORDINATE WITH OTHER SUB-CONTRACTORS FOR PLACEMENT OF WORK PRIOR TO INSTALLATION BEGINNING.
2. ALL INDIVIDUAL BRANCH DUCTS ARE THE SIZE OF THE DIFFUSER NECK LISTED AND HAVE A MANUAL BALANCING DAMPER WHERE NOT INTEGRAL WITH THE DIFFUSER.
3. SEE THE ARCHITECTURAL, LIGHTING AND STRUCTURAL DRAWINGS FOR CLEARANCES.
4. MAINTAIN 3 FEET CLEARANCE FROM EXHAUST DUCTS TO BUILDING OPENINGS AND 10 FEET TO AIR INTAKES.
5. ROUTE NO DUCTS OVER ELECTRICAL EQUIPMENT.
6. FLEXIBLE DUCT LENGTHS SHALL NOT EXCEED 15 FEET AND SHALL BE AS STRAIGHT AS POSSIBLE AND NOT KINKED AT DIFFUSER OR TAKE-OFF.

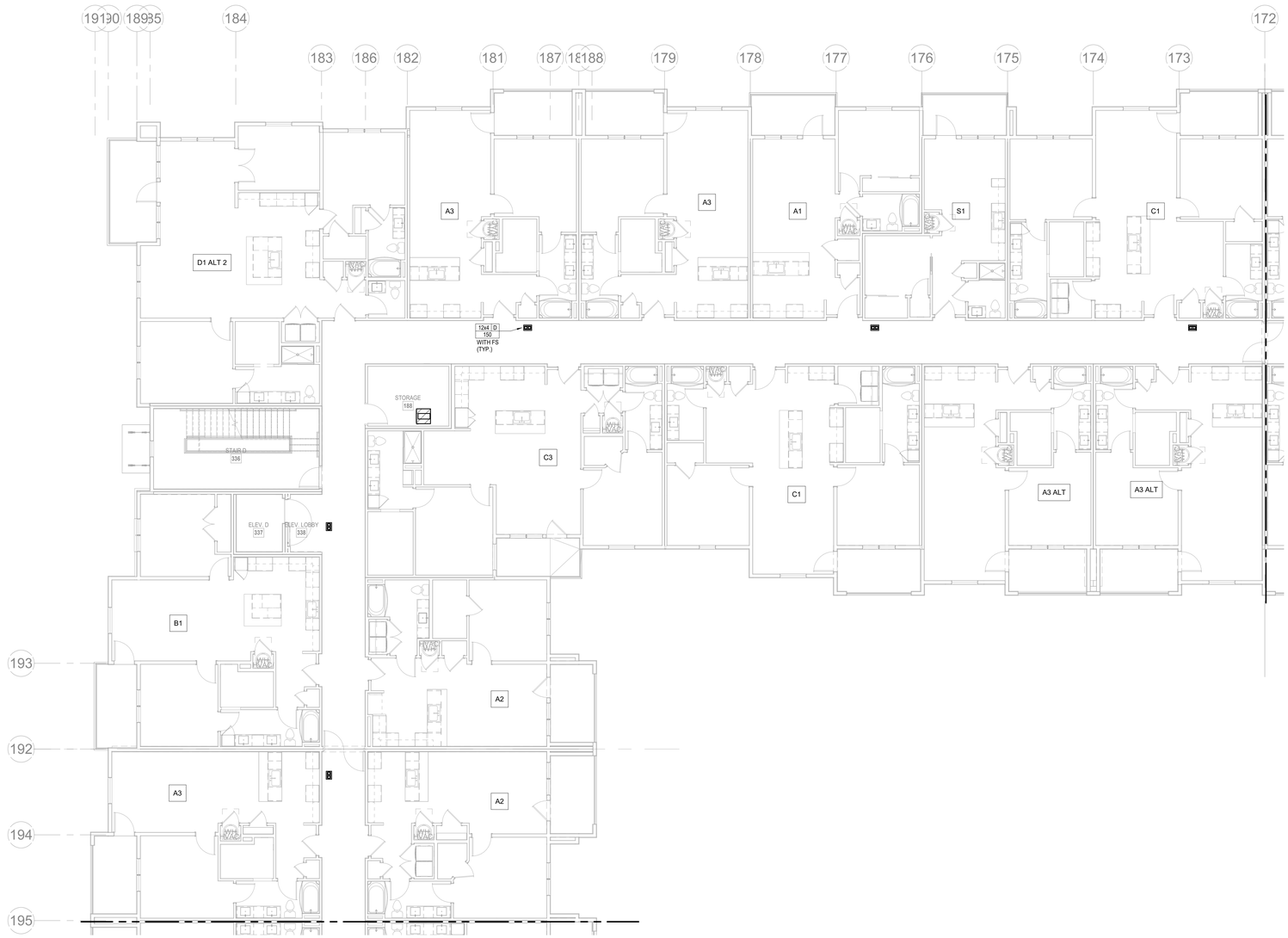

NORTH

1 2ND FLOOR - SEGMENT D

HVAC
1/8" = 1'-0"

NSPJ ARCHITECTS
ARCHITECTURE
LANDSCAPE ARCHITECTURE
ENERGY SERVICES
3515 W. 75TH ST., SUITE 201
PRAIRIE VILLAGE, KS 66208
P. 913.831.1415
F. 913.831.1563
NSPJARCH.COM

© COPYRIGHT 2023

STATE OF MISSOURI
RICHARD R. BEARDMORE
NUMBER
PROFESSIONAL ENGINEER

03/15/2023

A NEW RESIDENTIAL COMMUNITY AT:

TRILOGY

800 & 810 NW WARD RD. | LEE'S SUMMIT, MO

DRAWING RELEASE LOG
• 03.15.2023 - PERMIT SUBMITTAL

△REVISIONS

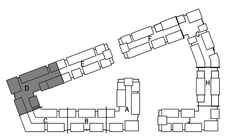

NORTH

KEY PLAN

LS&A
Lastimer Sommers & Associates P.A.
CONSULTING ENGINEERS
3639 SW Summerfield Drive, Suite A
Topeka, Kansas 6614-3974
8628 College Boulevard, Suite 102
Overland Park, Kansas 66210
Telephone: (785) 233-3232
Email: lsapa@lsapa.com

LSA PROJECT NO. 2204061

JOB NO. 705921
DATE 03.15.2023
DRAWN BY LSA CAD
4/11/2023 CITY COMMENTS
SHEET NAME SEGMENT D - 2ND FLOOR - HVAC
SHEET NO. M1.15

4/13/2023 9:08:53 PM

ARCH E1.30" x 42"

NOTES:
1. COORDINATE WITH OTHER SUB-CONTRACTORS FOR PLACEMENT OF WORK PRIOR TO INSTALLATION BEGINNING.
2. ALL INDIVIDUAL BRANCH DUCTS ARE THE SIZE OF THE DIFFUSER NECK LISTED AND HAVE A MANUAL BALANCING DAMPER WHERE NOT INTEGRAL WITH THE DIFFUSER.
3. SEE THE ARCHITECTURAL, LIGHTING AND STRUCTURAL DRAWINGS FOR CLEARANCES.
4. MAINTAIN 3 FEET CLEARANCE FROM EXHAUST DUCTS TO BUILDING OPENINGS AND 10 FEET TO AIR INTAKES.
5. ROUTE NO DUCTS OVER ELECTRICAL EQUIPMENT.
6. FLEXIBLE DUCT LENGTHS SHALL NOT EXCEED 15 FEET AND SHALL BE AS STRAIGHT AS POSSIBLE AND NOT KINKED AT DIFFUSER OR TAKE-OFF.

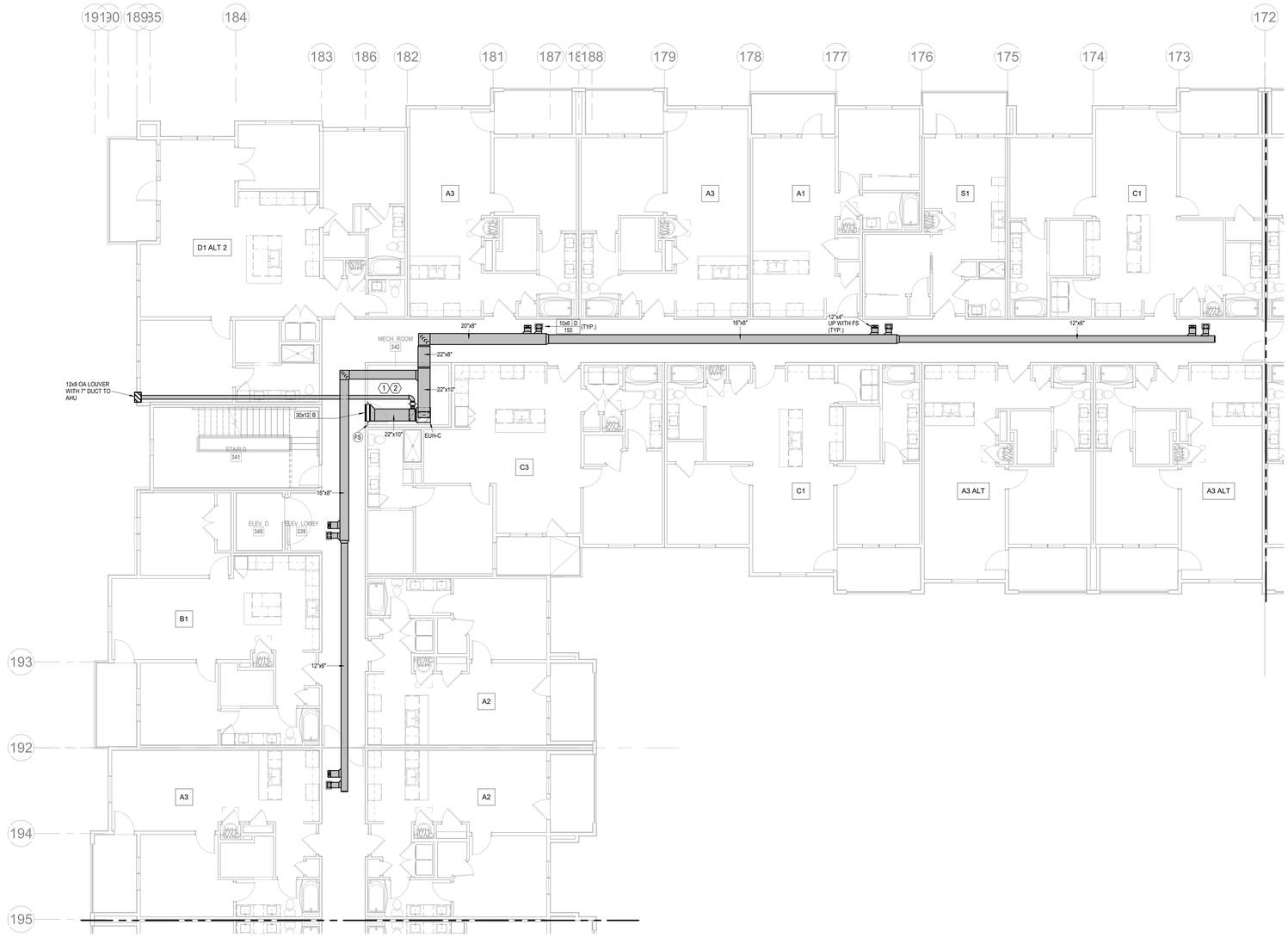

1 **3RD FLOOR - SEGMENT D**
HVAC
1/8" = 1'-0"

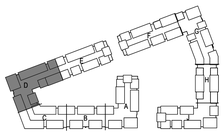

NORTH

KEY PLAN

NSPJ ARCHITECTS
ARCHITECTURE
LANDSCAPE ARCHITECTURE
ENERGY SERVICES
3515 W. 75TH ST., SUITE 201
PRAIRIE VILLAGE, KS 66208
P. 913.831.1415
F. 913.831.1563
NSPJARCH.COM
© COPYRIGHT 2023

STATE OF MISSOURI
RICHARD R. BEARDMORE
NUMBER
PROFESSIONAL ENGINEER
03/15/2023

A NEW RESIDENTIAL COMMUNITY AT:
TRILOGY
800 & 810 NW WARD RD. | LEE'S SUMMIT, MO

DRAWING RELEASE LOG
- 03.15.2023 - PERMIT SUBMITTAL

△REVISIONS

LS&A
Latimer Sommers & Associates P.A.
CONSULTING ENGINEERS
3639 SW Summerfield Drive, Suite A
Topeka, Kansas 66614-3974
8625 College Boulevard, Suite 102
Overland Park, Kansas 66210
Telephone: (785) 233-3232
Email: lsapa@lsapa.com
LSA PROJECT NO. 2204061

JOB NO. 705921
DATE 03.15.2023
DRAWN BY LSA CAD
4/11/2023 CITY COMMENTS
SHEET NAME SEGMENT D - 3RD FLOOR - HVAC
SHEET NO. M1.16

4/13/2023 9:06:55 PM

ARCH E1.30" x 42"

NOTES:
1. COORDINATE WITH OTHER SUB-CONTRACTORS FOR PLACEMENT OF WORK PRIOR TO INSTALLATION BEGINNING.
2. ALL INDIVIDUAL BRANCH DUCTS ARE THE SIZE OF THE DIFFUSER NECK LISTED AND HAVE A MANUAL BALANCING DAMPER WHERE NOT INTEGRAL WITH THE DIFFUSER.
3. SEE THE ARCHITECTURAL, LIGHTING AND STRUCTURAL DRAWINGS FOR CLEARANCES.
4. MAINTAIN 3 FEET CLEARANCE FROM EXHAUST DUCTS TO BUILDING OPENINGS AND 10 FEET TO AIR INTAKES.
5. ROUTE NO DUCTS OVER ELECTRICAL EQUIPMENT.
6. FLEXIBLE DUCT LENGTHS SHALL NOT EXCEED 15 FEET AND SHALL BE AS STRAIGHT AS POSSIBLE AND NOT KINKED AT DIFFUSER OR TAKE-OFF.

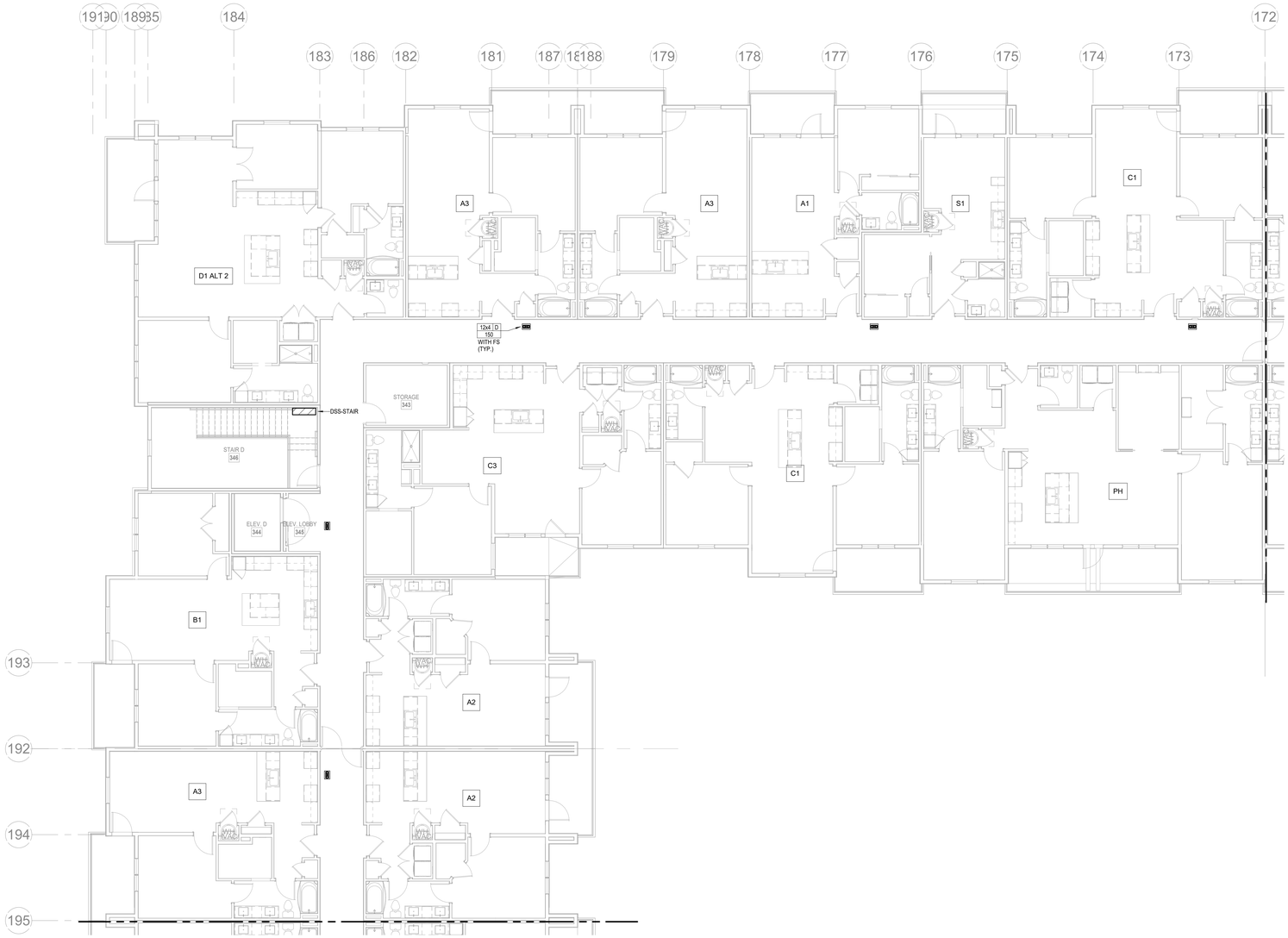

1 **4TH FLOOR - SEGMENT D**
HVAC
1/8" = 1'-0"
NORTH

ARCHITECTURE
LANDSCAPE ARCHITECTURE
ENERGY SERVICES
P. 913.831.1415
F. 913.831.1563
NSPJARCH.COM

© COPYRIGHT 2023

NSPJ ARCHITECTS™
3515 W. 75TH ST., SUITE 201
PRAIRIE VILLAGE, KS 66208

STATE OF MISSOURI
RICHARD R. BEARDMORE
NUMBER
PROFESSIONAL ENGINEER
03/15/2023

A NEW RESIDENTIAL COMMUNITY AT:
TRILOGY
800 & 810 NW WARD RD. | LEE'S SUMMIT, MO

DRAWING RELEASE LOG
- 03.15.2023 - PERMIT SUBMITTAL

△REVISIONS

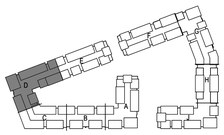

NORTH
KEY PLAN

LS&A
Latimer Sommers & Associates P.A.
CONSULTING ENGINEERS
3639 SW Summerfield Drive, Suite A
Topeka, Kansas 6614-2874
8625 College Boulevard, Suite 102
Overland Park, Kansas 66210
Telephone: (785) 233-3232
Email: lsapa@lsapa.com
LSA PROJECT NO. 2204061

JOB.NO 705921
DATE 03.15.2023
DRAWN BY LSA CAD
4/11/2023 CITY COMMENTS
SHEET NAME SEGMENT D - 4TH FLOOR - HVAC
SHEET NO. M1.17

4/13/2023 9:05:57 PM

ARCH E1.30" x 42"

NOTES:
1. COORDINATE WITH OTHER SUB-CONTRACTORS FOR PLACEMENT OF WORK PRIOR TO INSTALLATION BEGINNING.
2. ALL INDIVIDUAL BRANCH DUCTS ARE THE SIZE OF THE DIFFUSER NECK LISTED AND HAVE A MANUAL BALANCING DAMPER WHERE NOT INTEGRAL WITH THE DIFFUSER.
3. SEE THE ARCHITECTURAL, LIGHTING AND STRUCTURAL DRAWINGS FOR CLEARANCES.
4. MAINTAIN 3 FEET CLEARANCE FROM EXHAUST DUCTS TO BUILDING OPENINGS AND 10 FEET TO AIR INTAKES.
5. ROUTE NO DUCTS OVER ELECTRICAL EQUIPMENT.
6. FLEXIBLE DUCT LENGTHS SHALL NOT EXCEED 15 FEET AND SHALL BE AS STRAIGHT AS POSSIBLE AND NOT KINKED AT DIFFUSER OR TAKE-OFF.

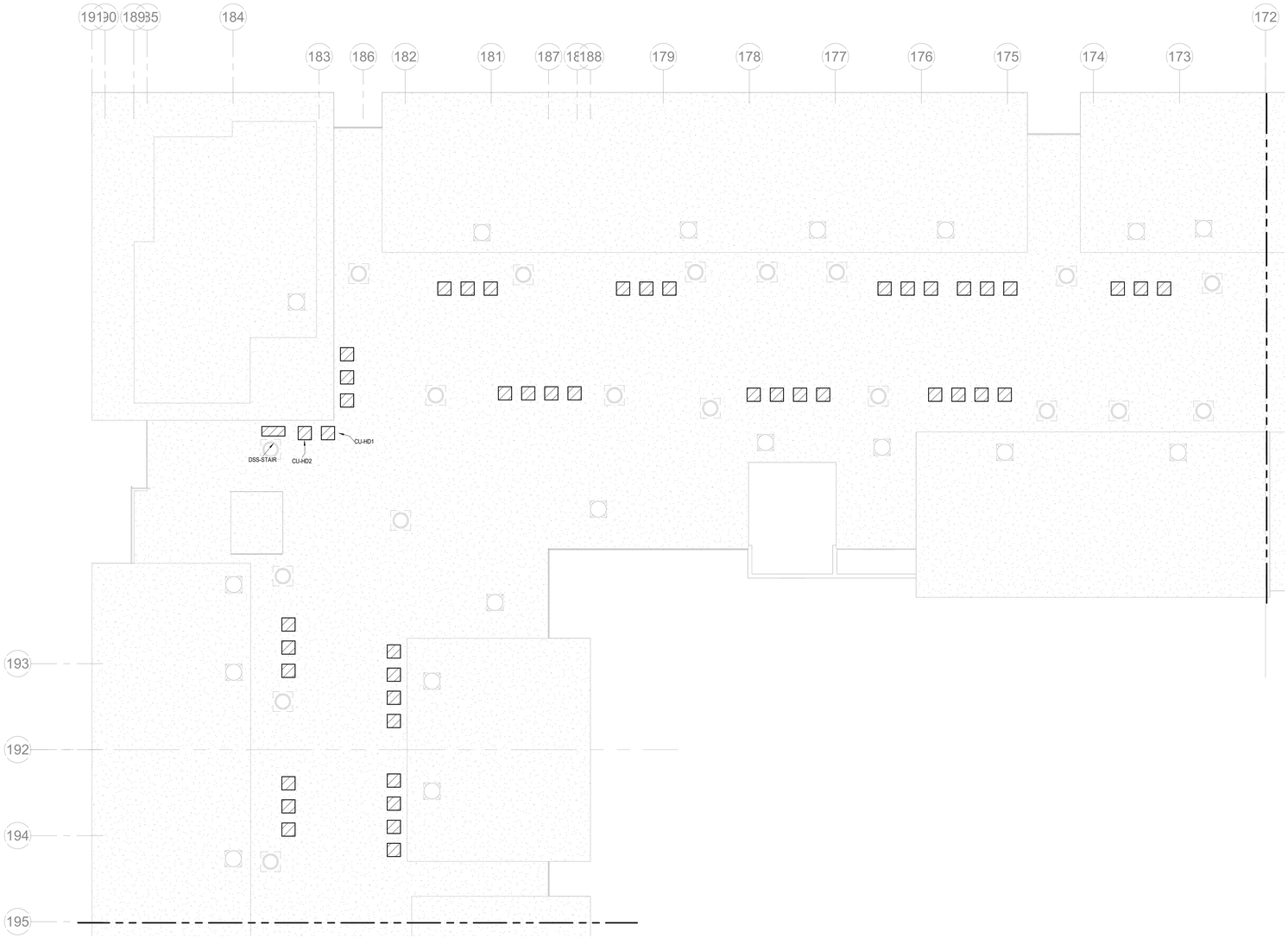

NORTH

1 ROOF PLAN - SEGMENT D

HVAC
1/8" = 1'-0"

NSPJ
ARCHITECTS
3515 W. 75TH ST., SUITE 201
PRAIRIE VILLAGE, KS 66208
P. 913.831.1415
F. 913.831.1563
NSPJARCH.COM
ARCHITECTURE
LANDSCAPE ARCHITECTURE
ENERGY SERVICES

© COPYRIGHT 2023

STATE OF MISSOURI
RICHARD R. BEARDMORE
NUMBER
PROFESSIONAL ENGINEER

03/15/2023

A NEW RESIDENTIAL COMMUNITY AT:

TRILOGY

800 & 810 NW WARD RD. | LEE'S SUMMIT, MO

DRAWING RELEASE LOG
• 03.15.2023 - PERMIT SUBMITTAL

△REVISIONS

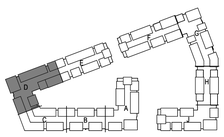

NORTH

KEY PLAN

JOB NO.	DATE
705921	03.15.2023

DRAWN BY
LSA CAD

4/11/2023
CITY COMMENTS

SHEET NAME
SEGMENT D - ROOF PLAN - HVAC

SHEET NO.
M1.18

LS&A
Latimer Sommers & Associates P.A.
CONSULTING ENGINEERS
3639 SW Summerfield Drive, Suite A
Topeka, Kansas 6614-3974
8628 College Boulevard, Suite 103
Overland Park, Kansas 66210
Telephone: (785) 233-3232
Email: lsapa@lsapa.com
LSA PROJECT NO. 2204061

4/13/2023 9:06:58 PM

ARCH E1.30" x 42"

NOTES:
1. COORDINATE WITH OTHER SUB-CONTRACTORS FOR PLACEMENT OF WORK PRIOR TO INSTALLATION BEGINNING.
2. ALL INDIVIDUAL BRANCH DUCTS ARE THE SIZE OF THE DIFFUSER NECK LISTED AND HAVE A MANUAL BALANCING DAMPER WHERE NOT INTEGRAL WITH THE DIFFUSER.
3. SEE THE ARCHITECTURAL, LIGHTING AND STRUCTURAL DRAWINGS FOR CLEARANCES.
4. MAINTAIN 3 FEET CLEARANCE FROM EXHAUST DUCTS TO BUILDING OPENINGS AND 10 FEET TO AIR INTAKES.
5. ROUTE NO DUCTS OVER ELECTRICAL EQUIPMENT.
6. FLEXIBLE DUCT LENGTHS SHALL NOT EXCEED 15 FEET AND SHALL BE AS STRAIGHT AS POSSIBLE AND NOT KINKED AT DIFFUSER OR TAKE-OFF.

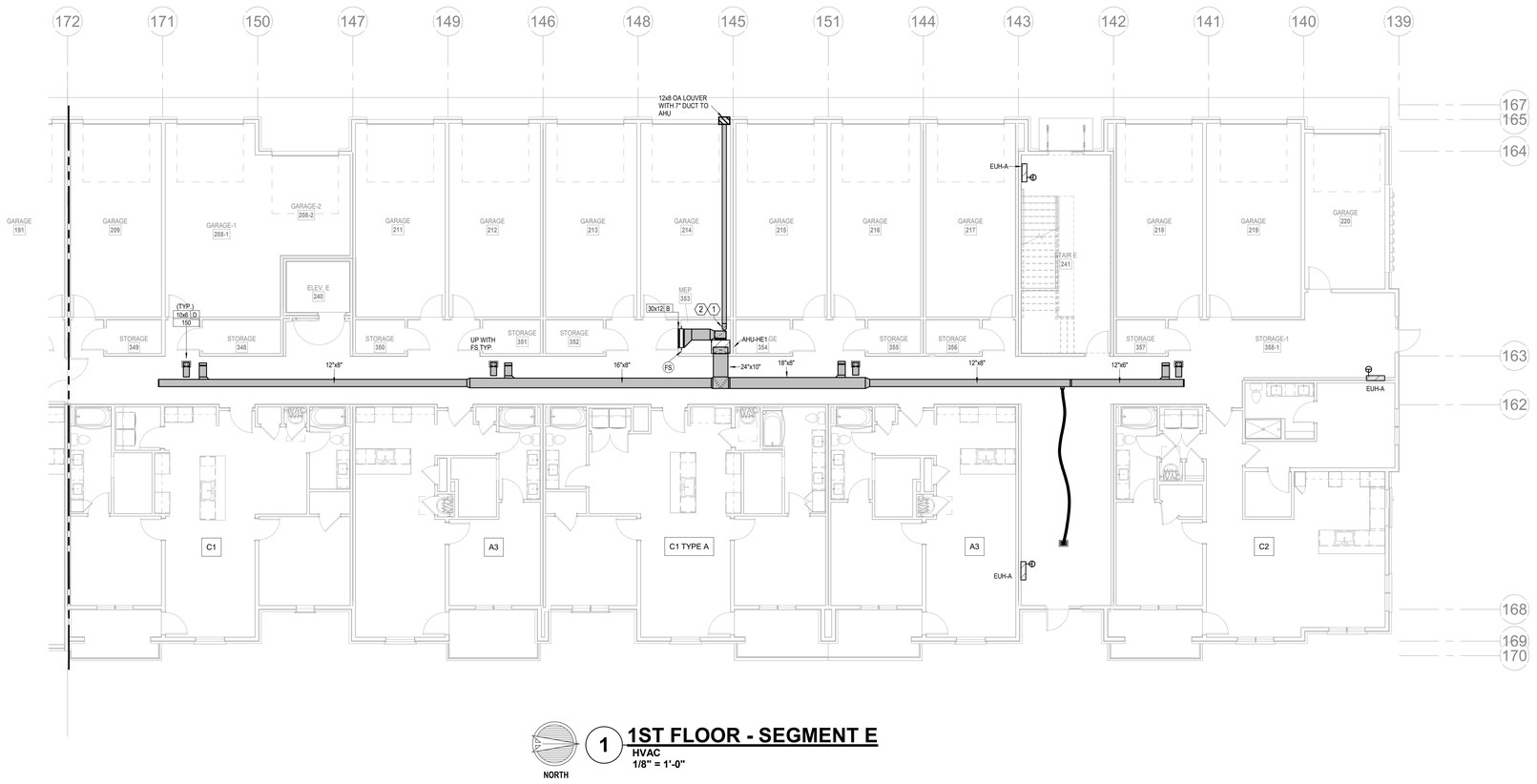

NORTH

1 1ST FLOOR - SEGMENT E

HVAC

1/8" = 1'-0"

NSPJ ARCHITECTS
ARCHITECTURE
LANDSCAPE ARCHITECTURE
ENERGY SERVICES
3515 W. 75TH ST., SUITE 201
PRAIRIE VILLAGE, KS 66208
P. 913.831.1415
F. 913.831.1563
NSPJARCH.COM

© COPYRIGHT 2023

STATE OF MISSOURI
RICHARD R. BEARDMORE
NUMBER
PROFESSIONAL ENGINEER

03/15/2023

A NEW RESIDENTIAL COMMUNITY AT:

TRILOGY

800 & 810 NW WARD RD. | LEE'S SUMMIT, MO

DRAWING RELEASE LOG
- 03.15.2023 - PERMIT SUBMITTAL

△REVISIONS

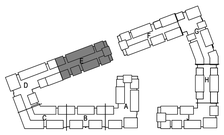

NORTH

KEY PLAN

LS&A
Latimer Sommers & Associates P.A.
CONSULTING ENGINEERS
3639 SW Summerfield Drive, Suite A
Topeka, Kansas 6614-2874
8625 College Boulevard, Suite 102
Overland Park, Kansas 66210
Telephone: (785) 233-3232
Email: lsapa@lsapa.com

LSA PROJECT NO. 2204061

JOB NO. 705921
DATE 03.15.2023
DRAWN BY LSA CAD
4/11/2023 CITY COMMENTS
SHEET NAME SEGMENT E - 1ST FLOOR - HVAC
SHEET NO. M1.19

4/13/2023 9:09:00 PM

ARCH E1.30" x 42"

NOTES:
1. COORDINATE WITH OTHER SUB-CONTRACTORS FOR PLACEMENT OF WORK PRIOR TO INSTALLATION BEGINNING.
2. ALL INDIVIDUAL BRANCH DUCTS ARE THE SIZE OF THE DIFFUSER NECK LISTED AND HAVE A MANUAL BALANCING DAMPER WHERE NOT INTEGRAL WITH THE DIFFUSER.
3. SEE THE ARCHITECTURAL, LIGHTING AND STRUCTURAL DRAWINGS FOR CLEARANCES.
4. MAINTAIN 3 FEET CLEARANCE FROM EXHAUST DUCTS TO BUILDING OPENINGS AND 10 FEET TO AIR INTAKES.
5. ROUTE NO DUCTS OVER ELECTRICAL EQUIPMENT.
6. FLEXIBLE DUCT LENGTHS SHALL NOT EXCEED 15 FEET AND SHALL BE AS STRAIGHT AS POSSIBLE AND NOT KINKED AT DIFFUSER OR TAKE-OFF.

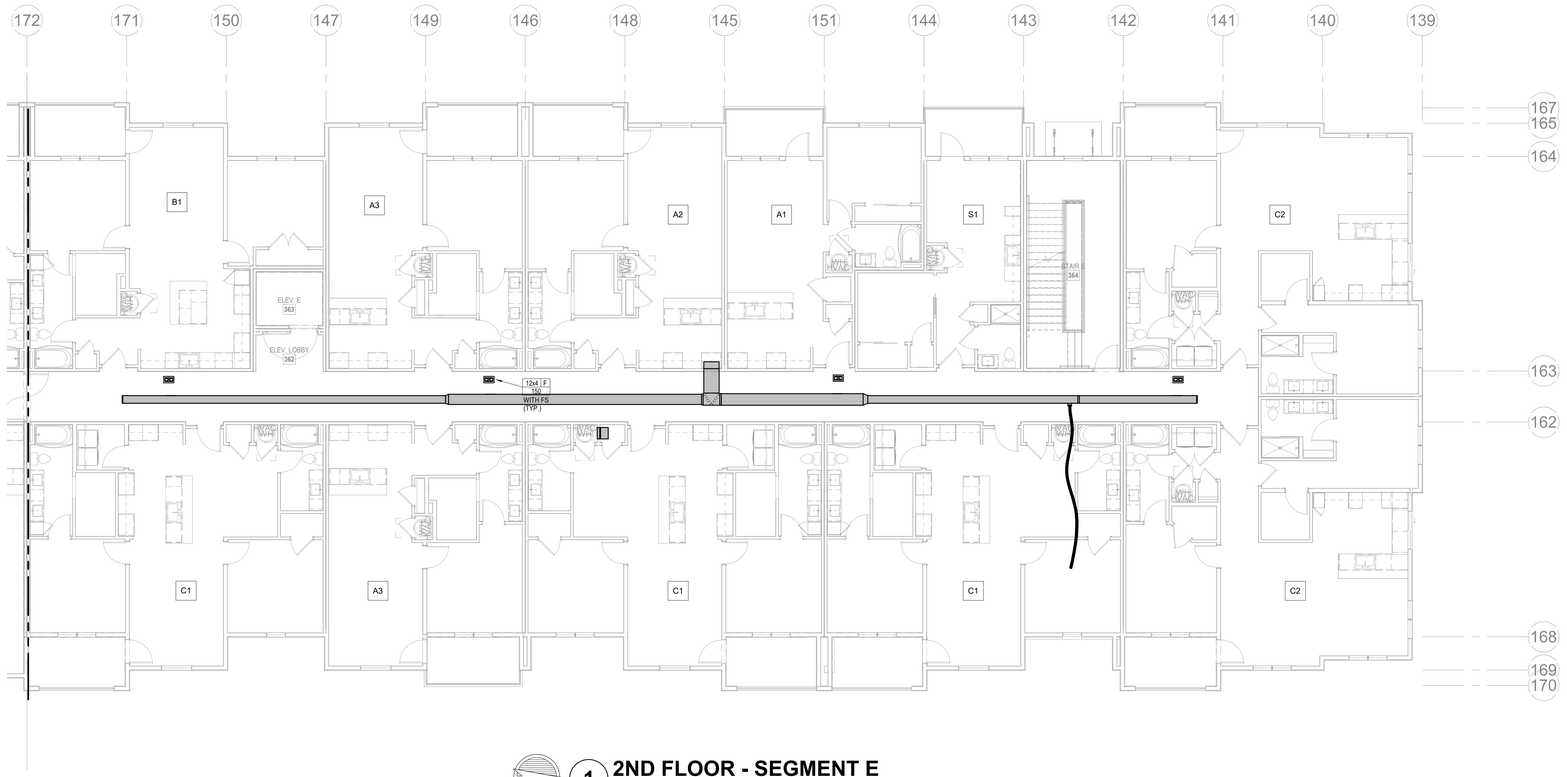

NORTH

1 2ND FLOOR - SEGMENT E

HVAC

1/8" = 1'-0"

NSPJ ARCHITECTS
ARCHITECTURE
LANDSCAPE ARCHITECTURE
ENERGY SERVICES
3515 W. 75TH ST., SUITE 201
PRAIRIE VILLAGE, KS 66208
P. 913.831.1415
F. 913.831.1563
NSPJARCH.COM

© COPYRIGHT 2023

STATE OF MISSOURI
RICHARD R. BEARDMORE
NUMBER
PROFESSIONAL ENGINEER

03/15/2023

A NEW RESIDENTIAL COMMUNITY AT:

TRILOGY

800 & 810 NW WARD RD. | LEE'S SUMMIT, MO

DRAWING RELEASE LOG
- 03.15.2023 - PERMIT SUBMITTAL

△REVISIONS

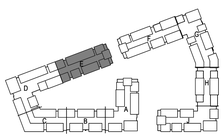

NORTH

KEY PLAN

LS&A
Lastimer Sommers & Associates P.A.
CONSULTING ENGINEERS
3639 SW Summerfield Drive, Suite A
Topeka, Kansas 6614-3974
8628 College Boulevard, Suite 102
Overland Park, Kansas 66210
Telephone: (785) 233-3232
Email: lsapa@lsapa.com

LSA PROJECT NO. 2204061

JOB NO. 705921
DATE 03.15.2023
DRAWN BY LSA CAD
4/11/2023 CITY COMMENTS
SHEET NAME SEGMENT E - 2ND FLOOR - HVAC
SHEET NO. M1.20

4/13/2023 5:05:02 PM

ARCH E1.30" x 42"

NOTES:
1. COORDINATE WITH OTHER SUB-CONTRACTORS FOR PLACEMENT OF WORK PRIOR TO INSTALLATION BEGINNING.
2. ALL INDIVIDUAL BRANCH DUCTS ARE THE SIZE OF THE DIFFUSER NECK LISTED AND HAVE A MANUAL BALANCING DAMPER WHERE NOT INTEGRAL WITH THE DIFFUSER.
3. SEE THE ARCHITECTURAL, LIGHTING AND STRUCTURAL DRAWINGS FOR CLEARANCES.
4. MAINTAIN 3 FEET CLEARANCE FROM EXHAUST DUCTS TO BUILDING OPENINGS AND 10 FEET TO AIR INTAKES.
5. ROUTE NO DUCTS OVER ELECTRICAL EQUIPMENT.
6. FLEXIBLE DUCT LENGTHS SHALL NOT EXCEED 15 FEET AND SHALL BE AS STRAIGHT AS POSSIBLE AND NOT KINKED AT DIFFUSER OR TAKE-OFF.

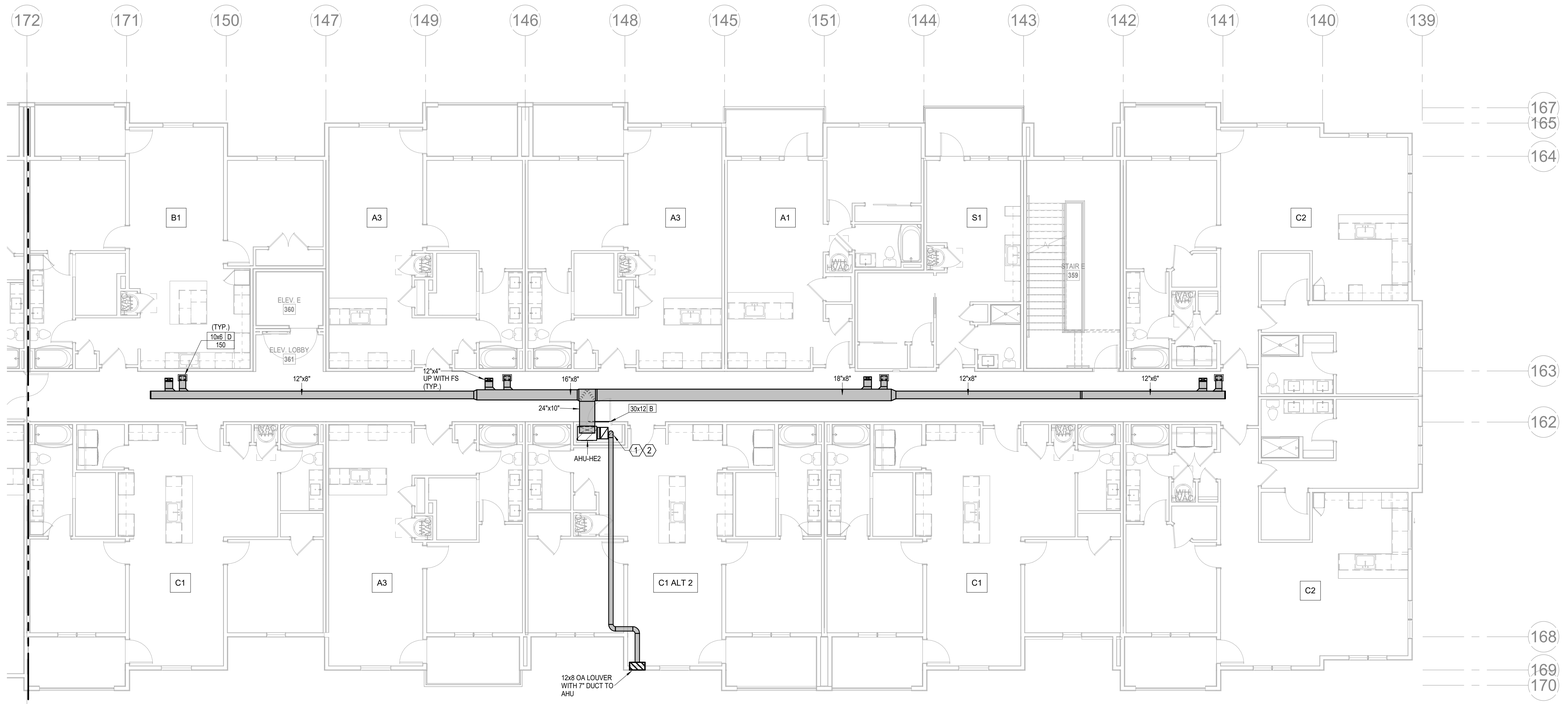

NORTH

1 3RD FLOOR - SEGMENT E

HVAC

1/8" = 1'-0"

NSPJ ARCHITECTS
ARCHITECTURE
LANDSCAPE ARCHITECTURE
ENERGY SERVICES
3515 W. 75TH ST., SUITE 201
PRAIRIE VILLAGE, KS 66208
P. 913.831.1415
F. 913.831.1563
NSPJARCH.COM

© COPYRIGHT 2023

STATE OF MISSOURI
RICHARD R. BEARDMORE
NUMBER
PROFESSIONAL ENGINEER

03/15/2023

A NEW RESIDENTIAL COMMUNITY AT:

TRILOGY

800 & 810 NW WARD RD. | LEE'S SUMMIT, MO

DRAWING RELEASE LOG
- 03.15.2023 - PERMIT SUBMITTAL

△REVISIONS

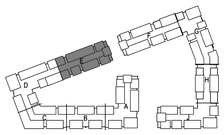

NORTH

KEY PLAN

LS&A
Latimer Sommers & Associates P.A.
CONSULTING ENGINEERS
3639 SW Summerfield Drive, Suite A
Topeka, Kansas 6614-2874
8625 College Boulevard, Suite 102
Overland Park, Kansas 66210
Telephone: (785) 233-3232
Email: lsapa@lsapa.com
LSA PROJECT NO. 2204061

JOB NO. 705921
DATE 03.15.2023
DRAWN BY LSA CAD
4/11/2023 CITY COMMENTS
SHEET NAME SEGMENT E - 3RD FLOOR - HVAC
SHEET NO. M1.21

4/13/2023 9:09:04 PM

ARCH E1 30" x 42"

NOTES:

1. COORDINATE WITH OTHER SUB-CONTRACTORS FOR PLACEMENT OF WORK PRIOR TO INSTALLATION BEGINNING.
2. ALL INDIVIDUAL BRANCH DUCTS ARE THE SIZE OF THE DIFFUSER NECK LISTED AND HAVE A MANUAL BALANCING DAMPER WHERE NOT INTEGRAL WITH THE DIFFUSER.
3. SEE THE ARCHITECTURAL, LIGHTING AND STRUCTURAL DRAWINGS FOR CLEARANCES.
4. MAINTAIN 3 FEET CLEARANCE FROM EXHAUST DUCTS TO BUILDING OPENINGS AND 10 FEET TO AIR INTAKES.
5. ROUTE NO DUCTS OVER ELECTRICAL EQUIPMENT.
6. FLEXIBLE DUCT LENGTHS SHALL NOT EXCEED 15 FEET AND SHALL BE AS STRAIGHT AS POSSIBLE AND NOT KINKED AT DIFFUSER OR TAKE-OFF.

NSPJ ARCHITECTS PA
ARCHITECTURE
LANDSCAPE ARCHITECTURE
ENERGY SERVICES
3515 W. 75TH ST., SUITE 201
PRAIRIE VILLAGE, KS 66208
P. 913.831.1415
F. 913.831.1563
NSPJARCH.COM
© COPYRIGHT 2023

STATE OF MISSOURI
RICHARD R. BEARDMORE
PROFESSIONAL ENGINEER
03/15/2023

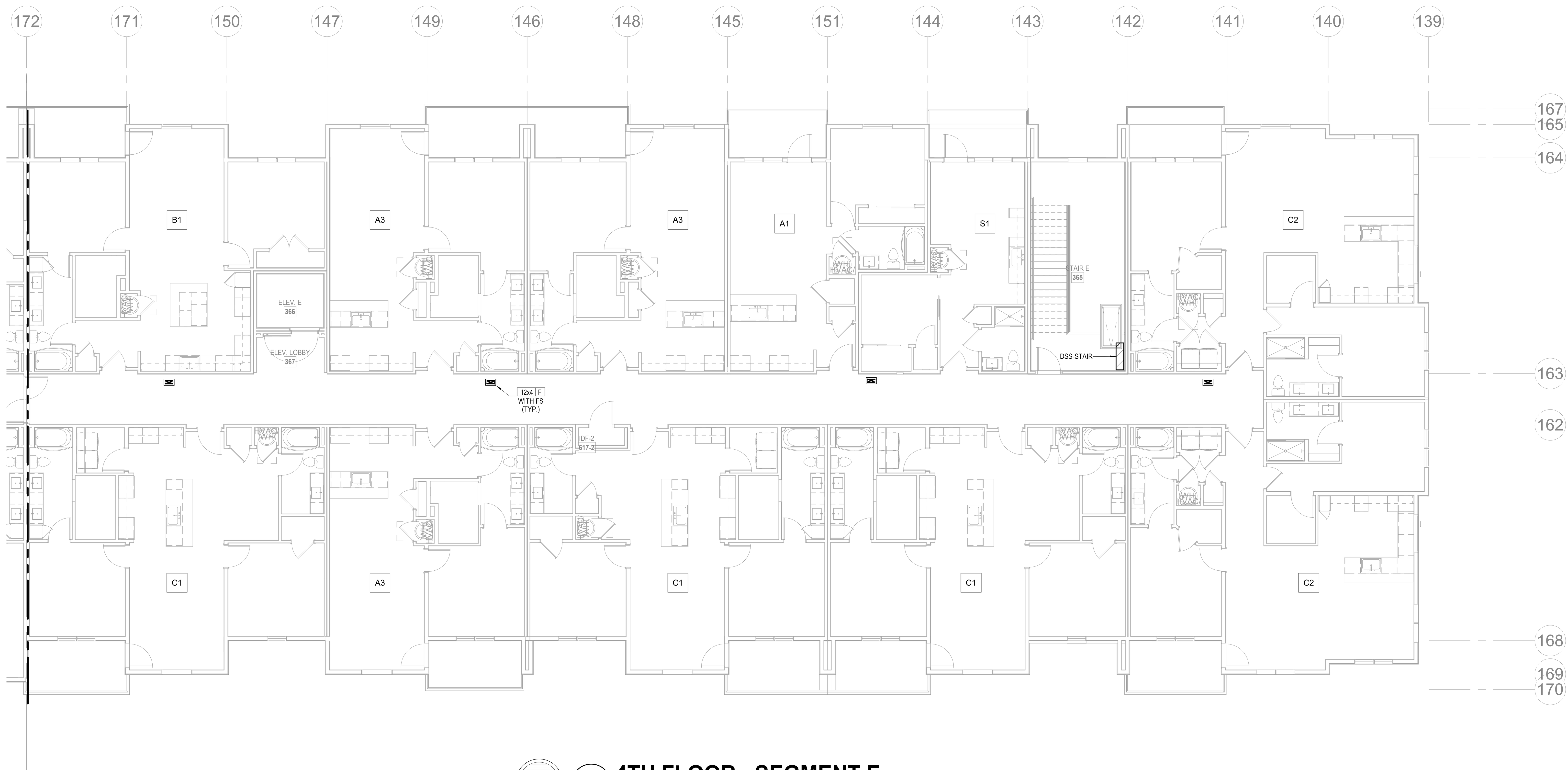

1 4TH FLOOR - SEGMENT E

HVAC
1/8" = 1'-0"

NORTH

A NEW RESIDENTIAL COMMUNITY AT:

TRILOGY

800 & 810 NW WARD RD. | LEE'S SUMMIT, MO

DRAWING RELEASE LOG
● 03.15.2023 - PERMIT SUBMITTAL

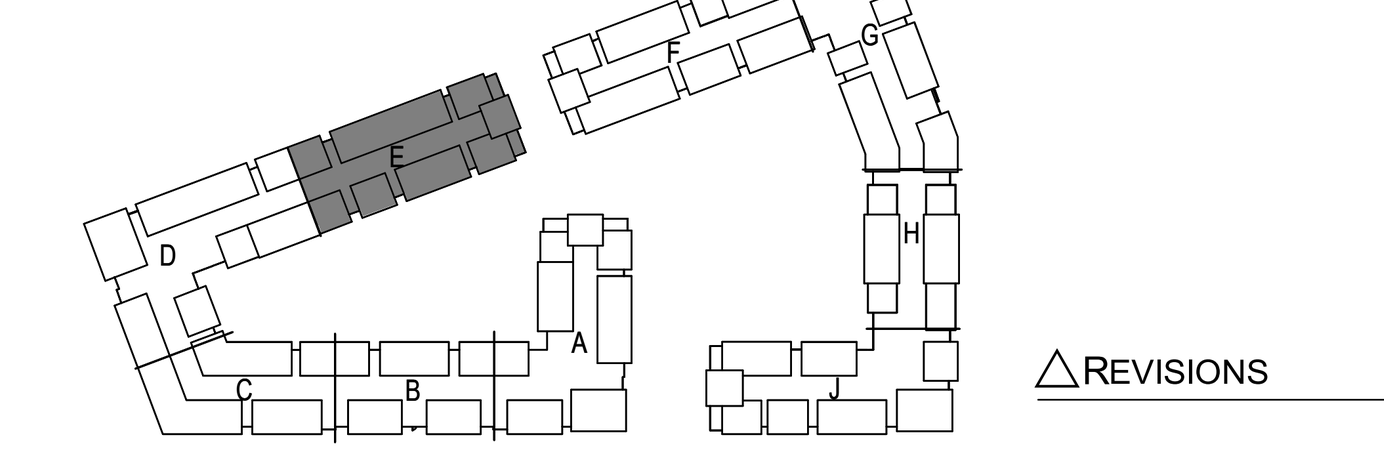

△REVISIONS

NORTH

KEY PLAN
NO SCALE

JOB NO. 705921
DATE 03.15.2023
DRAWN BY LSA CAD
4/11/2023
CITY COMMENTS

LS&A
Latimer Sommers & Associates P.A.
CONSULTING ENGINEERS
3639 SW Summerfield Drive, Suite A
Topeka, Kansas 6614-3974
8625 College Boulevard, Suite 102
Overland Park, Kansas 66210
Telephone: (785) 233-3232
Email: lsapa@lsapa.com
LSA PROJECT NO. 2204061

SHEET NAME
SEGMENT E - 4TH FLOOR - HVAC
SHEET NO.
M1.22

4/13/2023 9:09:06 PM

ARCH E1.30" x 42"

NOTES:
1. COORDINATE WITH OTHER SUB-CONTRACTORS FOR PLACEMENT OF WORK PRIOR TO INSTALLATION BEGINNING.
2. ALL INDIVIDUAL BRANCH DUCTS ARE THE SIZE OF THE DIFFUSER NECK LISTED AND HAVE A MANUAL BALANCING DAMPER WHERE NOT INTEGRAL WITH THE DIFFUSER.
3. SEE THE ARCHITECTURAL, LIGHTING AND STRUCTURAL DRAWINGS FOR CLEARANCES.
4. MAINTAIN 3 FEET CLEARANCE FROM EXHAUST DUCTS TO BUILDING OPENINGS AND 10 FEET TO AIR INTAKES.
5. ROUTE NO DUCTS OVER ELECTRICAL EQUIPMENT.
6. FLEXIBLE DUCT LENGTHS SHALL NOT EXCEED 15 FEET AND SHALL BE AS STRAIGHT AS POSSIBLE AND NOT KINKED AT DIFFUSER OR TAKE-OFF.

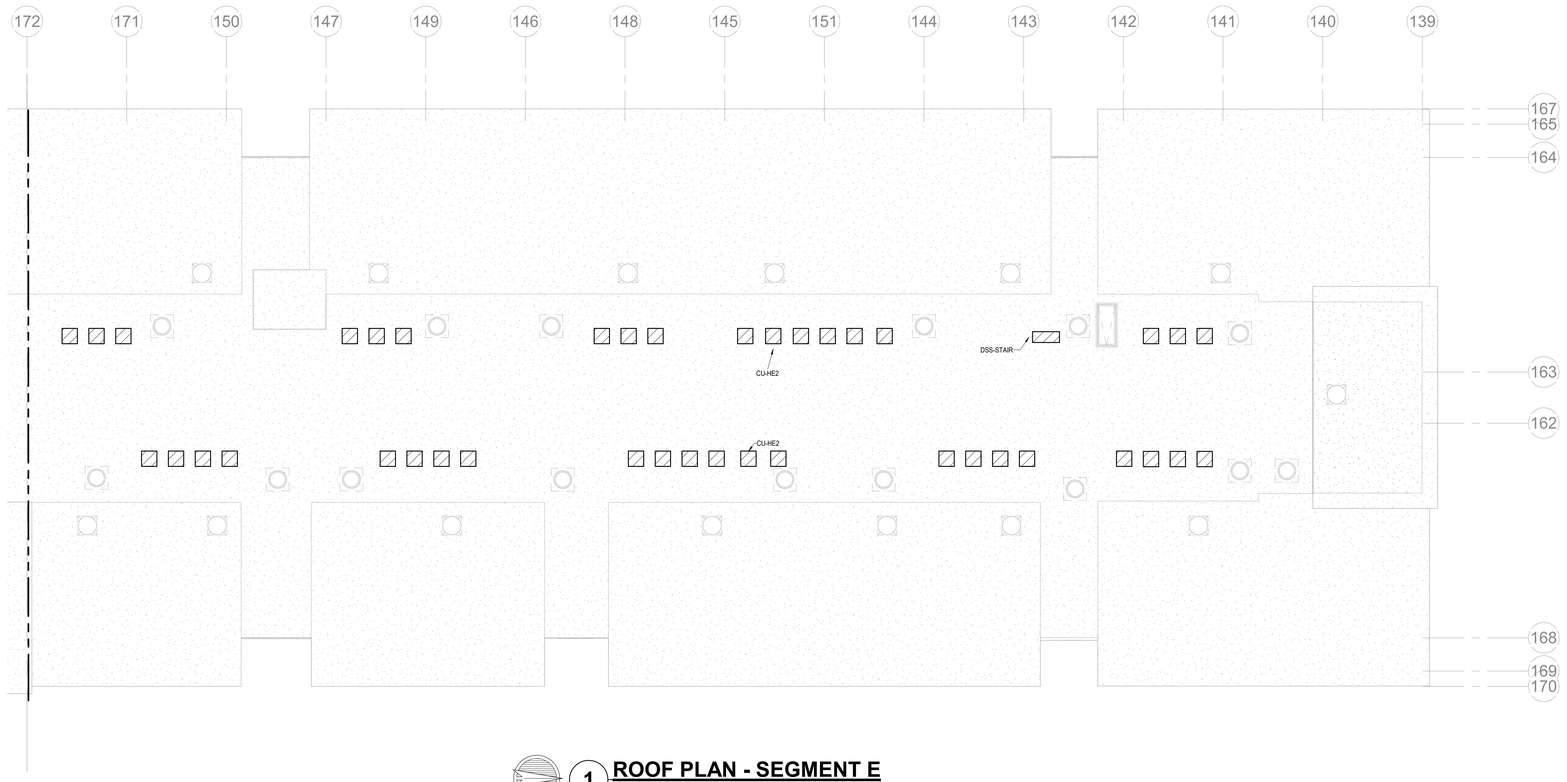

NORTH

1 ROOF PLAN - SEGMENT E

HVAC
1/8" = 1'-0"

ARCHITECTURE
LANDSCAPE
ARCHITECTURE
ENERGY SERVICES

NSPJ ARCHITECTS, Inc.
3515 W. 75TH ST., SUITE 201
PRAIRIE VILLAGE, KS 66208

P. 913.831.1415
F. 913.831.1563
NSPJARCH.COM

© COPYRIGHT 2023

STATE OF MISSOURI
RICHARD R. BEARDMORE
NUMBER
PROFESSIONAL ENGINEER

03/15/2023

A NEW RESIDENTIAL COMMUNITY AT:

TRILOGY

800 & 810 NW WARD RD. | LEE'S SUMMIT, MO

DRAWING RELEASE LOG
- 03.15.2023 - PERMIT SUBMITTAL

△REVISIONS

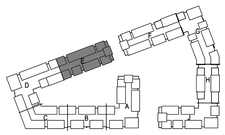

NORTH

KEY PLAN

DISCIPLINE PLAN

LS&A
Latimer Sommers & Associates P.A.
CONSULTING ENGINEERS
3639 SW Summerfield Drive, Suite A
Topeka, Kansas 66614-3974
8625 College Boulevard, Suite 102
Overland Park, Kansas 66210
Telephone: (785) 233-3232
Email: lsapa@lsapa.com
LSA PROJECT NO. 2204061

JOB NO. 705921
DATE 03.15.2023
DRAWN BY LSA CAD
4/11/2023 CITY COMMENTS
SHEET NAME SEGMENT E - ROOF PLAN - HVAC
SHEET NO. M1.23

4/13/2023 9:09:07 PM

ARCH E1.30" x 42"

NOTES:
1. COORDINATE WITH OTHER SUB-CONTRACTORS FOR PLACEMENT OF WORK PRIOR TO INSTALLATION BEGINNING.
2. ALL INDIVIDUAL BRANCH DUCTS ARE THE SIZE OF THE DIFFUSER NECK LISTED AND HAVE A MANUAL BALANCING DAMPER WHERE NOT INTEGRAL WITH THE DIFFUSER.
3. SEE THE ARCHITECTURAL, LIGHTING AND STRUCTURAL DRAWINGS FOR CLEARANCES.
4. MAINTAIN 3 FEET CLEARANCE FROM EXHAUST DUCTS TO BUILDING OPENINGS AND 10 FEET TO AIR INTAKES.
5. ROUTE NO DUCTS OVER ELECTRICAL EQUIPMENT.
6. FLEXIBLE DUCT LENGTHS SHALL NOT EXCEED 15 FEET AND SHALL BE AS STRAIGHT AS POSSIBLE AND NOT KINKED AT DIFFUSER OR TAKE-OFF.

ARCHITECTURE
LANDSCAPE ARCHITECTURE
ENERGY SERVICES
NSPJ ARCHITECTS
3515 W. 75TH ST., SUITE 201
PRAIRIE VILLAGE, KS 66208
P. 913.831.1415
F. 913.831.1563
NSPJARCH.COM
© COPYRIGHT 2023

STATE OF MISSOURI
RICHARD R. BEARDMORE
NUMBER
PROFESSIONAL ENGINEER

04/28/2023

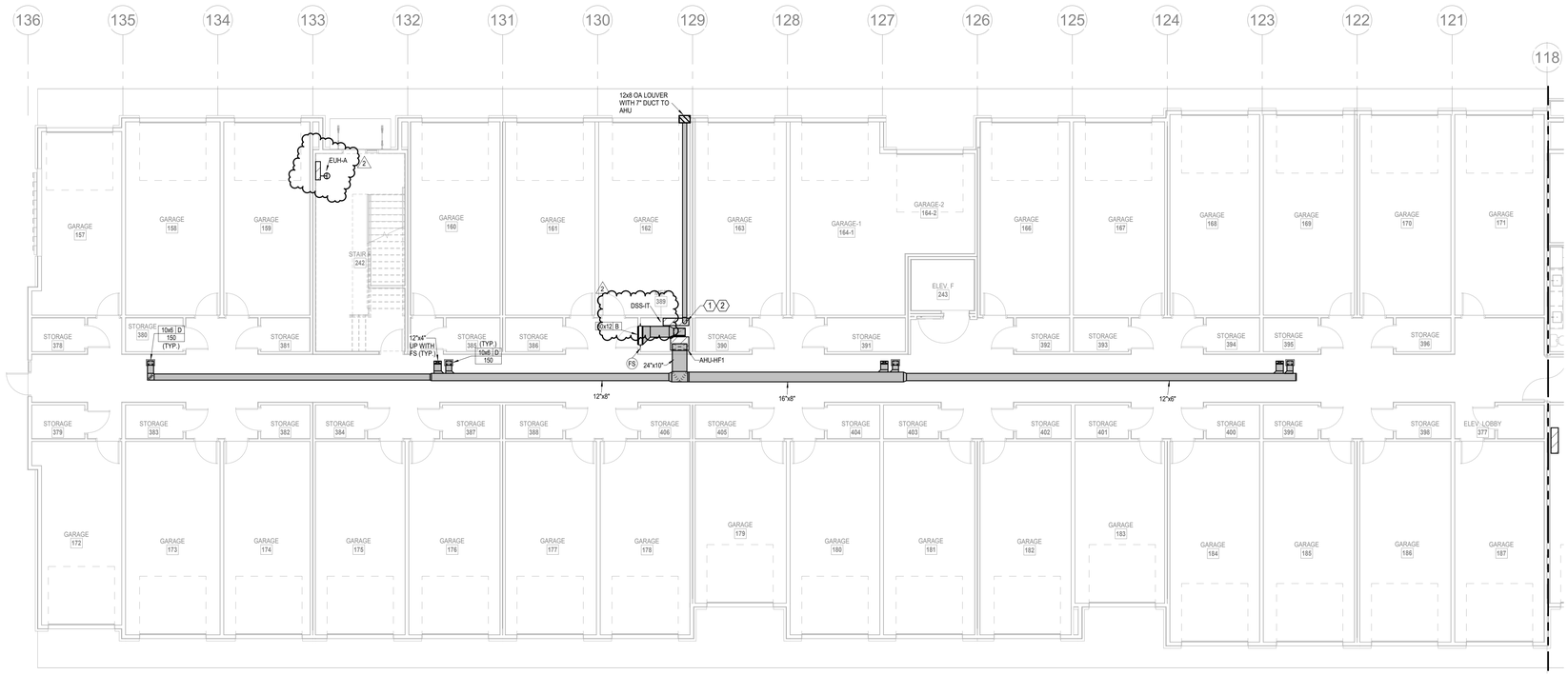

NORTH

1 1ST FLOOR - SEGMENT F

HVAC
1/8" = 1'-0"

A NEW RESIDENTIAL COMMUNITY AT:

TRILOGY

800 & 810 NW WARD RD. | LEE'S SUMMIT, MO

DRAWING RELEASE LOG
• 03.15.2023 - PERMIT SUBMITTAL

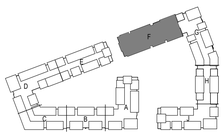

NORTH

KEY PLAN

NO SCALE

△REVISIONS
2 23.0428 ADD 1/CC 2

LS&A
Latimer Sommers & Associates P.A.
CONSULTING ENGINEERS
3639 SW Summerfield Drive, Suite A
Topeka, Kansas 66614-3974
8625 College Boulevard, Suite 102
Overland Park, Kansas 66210
Telephone: (785) 233-3232
Email: lsapa@lsapa.com
LSA PROJECT NO. 2204061

JOB NO. 705921
DATE 03.15.2023
DRAWN BY LSA CAD
4/28/2023 ADDENDUM 1/ CITY COMMENTS #2
SHEET NAME SEGMENT F - 1ST FLOOR - HVAC
SHEET NO. M1.24

5/1/2023 3:50:31 PM

ARCH E1.30" x 42"

NOTES:
1. COORDINATE WITH OTHER SUB-CONTRACTORS FOR PLACEMENT OF WORK PRIOR TO INSTALLATION BEGINNING.
2. ALL INDIVIDUAL BRANCH DUCTS ARE THE SIZE OF THE DIFFUSER NECK LISTED AND HAVE A MANUAL BALANCING DAMPER WHERE NOT INTEGRAL WITH THE DIFFUSER.
3. SEE THE ARCHITECTURAL, LIGHTING AND STRUCTURAL DRAWINGS FOR CLEARANCES.
4. MAINTAIN 3 FEET CLEARANCE FROM EXHAUST DUCTS TO BUILDING OPENINGS AND 10 FEET TO AIR INTAKES.
5. ROUTE NO DUCTS OVER ELECTRICAL EQUIPMENT.
6. FLEXIBLE DUCT LENGTHS SHALL NOT EXCEED 15 FEET AND SHALL BE AS STRAIGHT AS POSSIBLE AND NOT KINKED AT DIFFUSER OR TAKE-OFF.

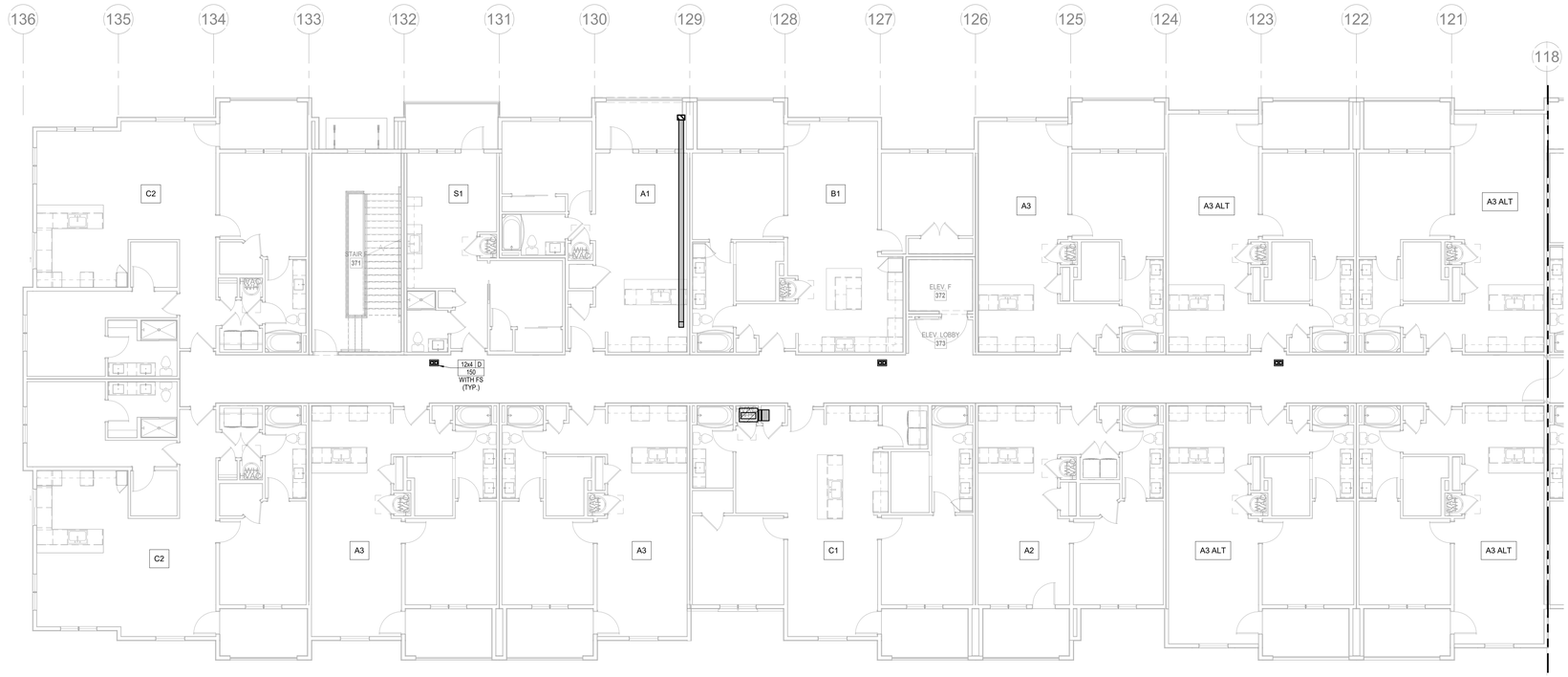

NORTH

1 2ND FLOOR - SEGMENT F

HVAC

1/8" = 1'-0"

ARCHITECTURE
LANDSCAPE ARCHITECTURE
ENERGY SERVICES

NSPJ ARCHITECTS

3515 W. 75TH ST., SUITE 201
PRAIRIE VILLAGE, KS 66208

P. 913.831.1415
F. 913.831.1563
NSPJARCH.COM

© COPYRIGHT 2023

STATE OF MISSOURI
RICHARD R. BEARDMORE
NUMBER
PROFESSIONAL ENGINEER

03/15/2023

A NEW RESIDENTIAL COMMUNITY AT:

TRILOGY

800 & 810 NW WARD RD. | LEE'S SUMMIT, MO

DRAWING RELEASE LOG
- 03.15.2023 - PERMIT SUBMITTAL

△REVISIONS

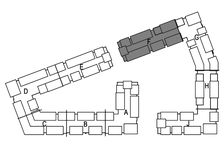

NORTH

KEY PLAN

DISCARD PLAN

LS&A
Latimer Sommers & Associates P.A.
CONSULTING ENGINEERS
3639 SW Summerfield Drive, Suite A
Topeka, Kansas 6614-3974
8826 College Boulevard, Suite 102
Overland Park, Kansas 66210
Telephone: (785) 233-3232
Email: lsapa@lsapa.com
LSA PROJECT NO. 2204061

JOB NO. 705921
DATE 03.15.2023
DRAWN BY LSA CAD
4/11/2023 CITY COMMENTS
SHEET NAME SEGMENT F - 2ND FLOOR - HVAC
SHEET NO. M1.25

4/13/2023 9:09:11 PM

ARCH E1.30" x 42"

NOTES:
1. COORDINATE WITH OTHER SUB-CONTRACTORS FOR PLACEMENT OF WORK PRIOR TO INSTALLATION BEGINNING.
2. ALL INDIVIDUAL BRANCH DUCTS ARE THE SIZE OF THE DIFFUSER NECK LISTED AND HAVE A MANUAL BALANCING DAMPER WHERE NOT INTEGRAL WITH THE DIFFUSER.
3. SEE THE ARCHITECTURAL, LIGHTING AND STRUCTURAL DRAWINGS FOR CLEARANCES.
4. MAINTAIN 3 FEET CLEARANCE FROM EXHAUST DUCTS TO BUILDING OPENINGS AND 10 FEET TO AIR INTAKES.
5. ROUTE NO DUCTS OVER ELECTRICAL EQUIPMENT.
6. FLEXIBLE DUCT LENGTHS SHALL NOT EXCEED 15 FEET AND SHALL BE AS STRAIGHT AS POSSIBLE AND NOT KINKED AT DIFFUSER OR TAKE-OFF.

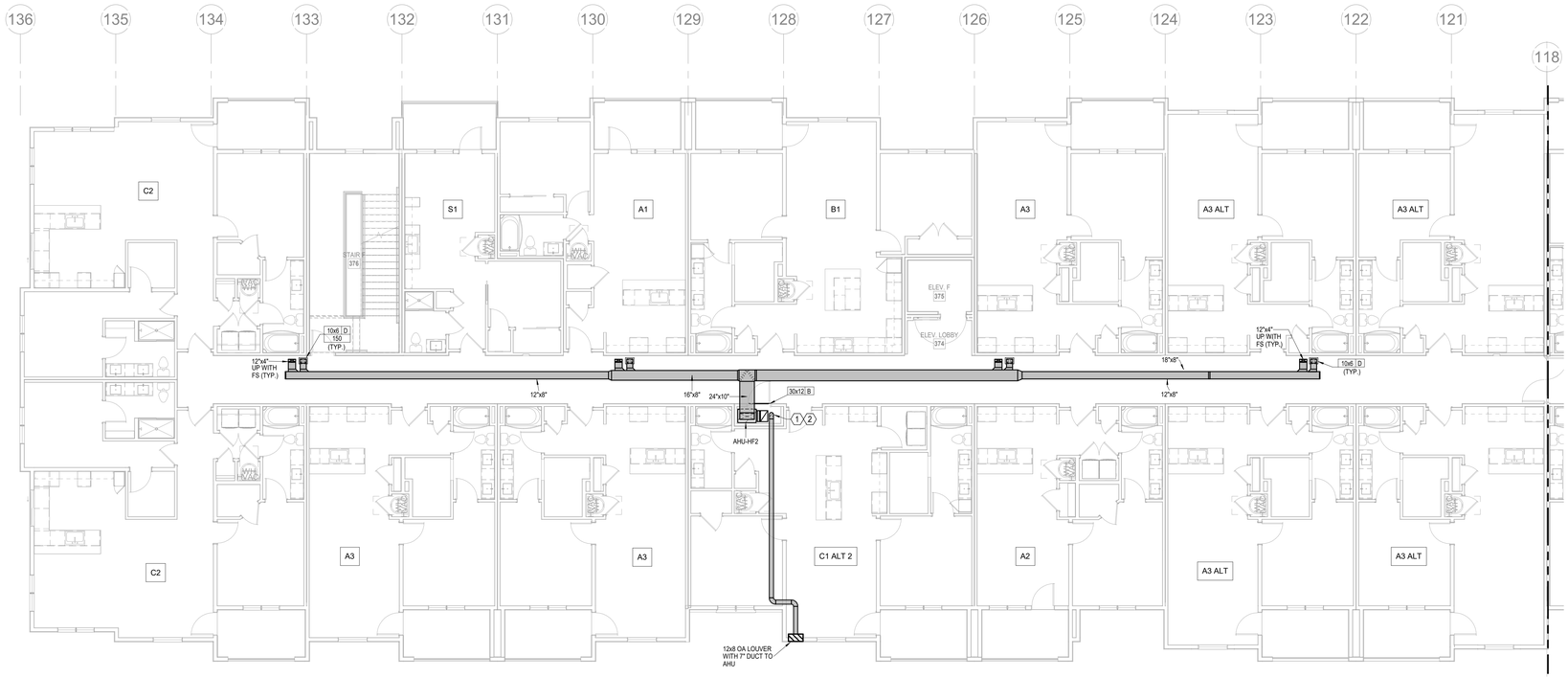

NORTH

1 3RD FLOOR - SEGMENT F

HVAC

1/8" = 1'-0"

NSPJ ARCHITECTS
ARCHITECTURE LANDSCAPE ARCHITECTURE ENERGY SERVICES
3515 W. 75TH ST., SUITE 201
PRAIRIE VILLAGE, KS 66208
P. 913.831.1415
F. 913.831.1563
NSPJARCH.COM

© COPYRIGHT 2023

STATE OF MISSOURI
RICHARD R. BEARDMORE
NUMBER
PROFESSIONAL ENGINEER

03/15/2023

A NEW RESIDENTIAL COMMUNITY AT:

TRILOGY

800 & 810 NW WARD RD. | LEE'S SUMMIT, MO

DRAWING RELEASE LOG
- 03.15.2023 - PERMIT SUBMITTAL

REVISIONS

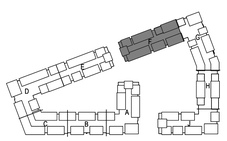

NORTH

KEY PLAN

LS&A
Latimer Sommers & Associates P.A.
CONSULTING ENGINEERS
3639 SW Summerfield Drive, Suite A
Topeka, Kansas 6614-3974
8826 College Boulevard, Suite 102
Overland Park, Kansas 66210
Telephone: (785) 233-3232
Email: lsapa@lsapa.com

LSA PROJECT NO. 2204061

JOB NO. 705921
DATE 03.15.2023
DRAWN BY LSA CAD
4/11/2023 CITY COMMENTS
SHEET NAME SEGMENT F - 3RD FLOOR - HVAC
SHEET NO. M1.26

4/13/2023 9:05:14 PM

ARCH E1.30" x 42"

NOTES:
1. COORDINATE WITH OTHER SUB-CONTRACTORS FOR PLACEMENT OF WORK PRIOR TO INSTALLATION BEGINNING.
2. ALL INDIVIDUAL BRANCH DUCTS ARE THE SIZE OF THE DIFFUSER NECK LISTED AND HAVE A MANUAL BALANCING DAMPER WHERE NOT INTEGRAL WITH THE DIFFUSER.
3. SEE THE ARCHITECTURAL, LIGHTING AND STRUCTURAL DRAWINGS FOR CLEARANCES.
4. MAINTAIN 3 FEET CLEARANCE FROM EXHAUST DUCTS TO BUILDING OPENINGS AND 10 FEET TO AIR INTAKES.
5. ROUTE NO DUCTS OVER ELECTRICAL EQUIPMENT.
6. FLEXIBLE DUCT LENGTHS SHALL NOT EXCEED 15 FEET AND SHALL BE AS STRAIGHT AS POSSIBLE AND NOT KINKED AT DIFFUSER OR TAKE-OFF.

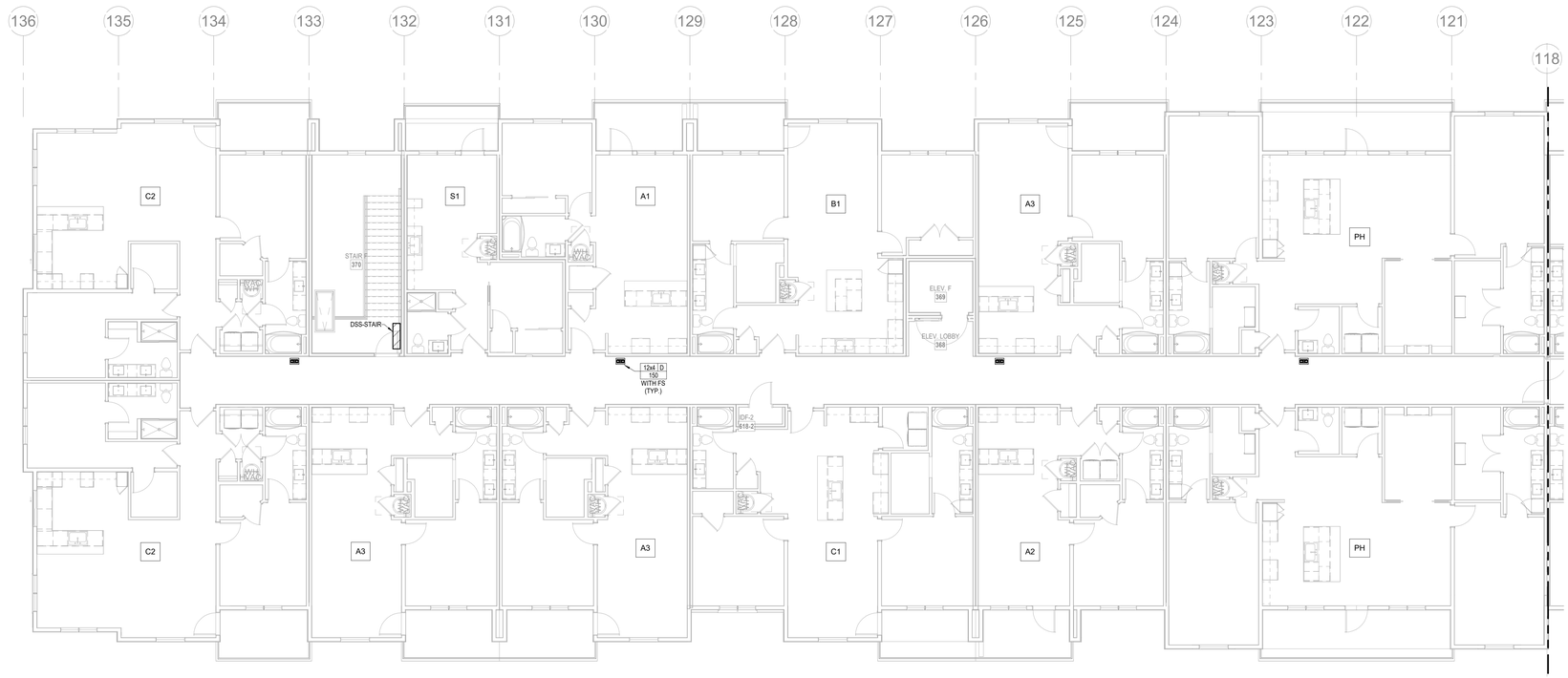

NORTH

1 4TH FLOOR - SEGMENT F

HVAC

1/8" = 1'-0"

ARCHITECTURE
LANDSCAPE
ARCHITECTURE
ENERGY SERVICES

NSPJ ARCHITECTS

3515 W. 75TH ST., SUITE 201
PRAIRIE VILLAGE, KS 66208

P. 913.831.1415
F. 913.831.1563
NSPJARCH.COM

© COPYRIGHT 2023

STATE OF MISSOURI
RICHARD R. BEARDMORE
NUMBER
PROFESSIONAL ENGINEER

03/15/2023

A NEW RESIDENTIAL COMMUNITY AT:

TRILOGY

800 & 810 NW WARD RD. | LEE'S SUMMIT, MO

DRAWING RELEASE LOG
- 03.15.2023 - PERMIT SUBMITTAL

△ REVISIONS

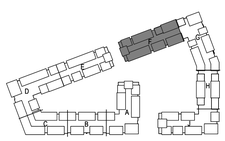

NORTH

KEY PLAN

LS&A
Latimer Sommers & Associates P.A.
CONSULTING ENGINEERS
3639 SW Summerfield Drive, Suite A
Topeka, Kansas 6614-3974
8826 College Boulevard, Suite 102
Overland Park, Kansas 66210
Telephone: (785) 233-3232
Email: lsapa@lsapa.com
LSA PROJECT NO. 2204061

JOB NO. 705921
DATE 03.15.2023
DRAWN BY LSA CAD
4/11/2023 CITY COMMENTS
SHEET NAME SEGMENT F - 4TH FLOOR - HVAC
SHEET NO. M1.27

4/13/2023 9:05:16 PM

ARCH E1.30" x 42"

NOTES:
1. COORDINATE WITH OTHER SUB-CONTRACTORS FOR PLACEMENT OF WORK PRIOR TO INSTALLATION BEGINNING.
2. ALL INDIVIDUAL BRANCH DUCTS ARE THE SIZE OF THE DIFFUSER NECK LISTED AND HAVE A MANUAL BALANCING DAMPER WHERE NOT INTEGRAL WITH THE DIFFUSER.
3. SEE THE ARCHITECTURAL, LIGHTING AND STRUCTURAL DRAWINGS FOR CLEARANCES.
4. MAINTAIN 3 FEET CLEARANCE FROM EXHAUST DUCTS TO BUILDING OPENINGS AND 10 FEET TO AIR INTAKES.
5. ROUTE NO DUCTS OVER ELECTRICAL EQUIPMENT.
6. FLEXIBLE DUCT LENGTHS SHALL NOT EXCEED 15 FEET AND SHALL BE AS STRAIGHT AS POSSIBLE AND NOT KINKED AT DIFFUSER OR TAKE-OFF.

ARCHITECTURE
LANDSCAPE ARCHITECTURE
ENERGY SERVICES

NSPJ ARCHITECTS, Inc.
3515 W. 75TH ST., SUITE 201
PRAIRIE VILLAGE, KS 66208

P. 913.831.1415
F. 913.831.1563
NSPJARCH.COM

© COPYRIGHT 2023

STATE OF MISSOURI
RICHARD R. BEARDMORE
NUMBER
PROFESSIONAL ENGINEER

03/15/2023

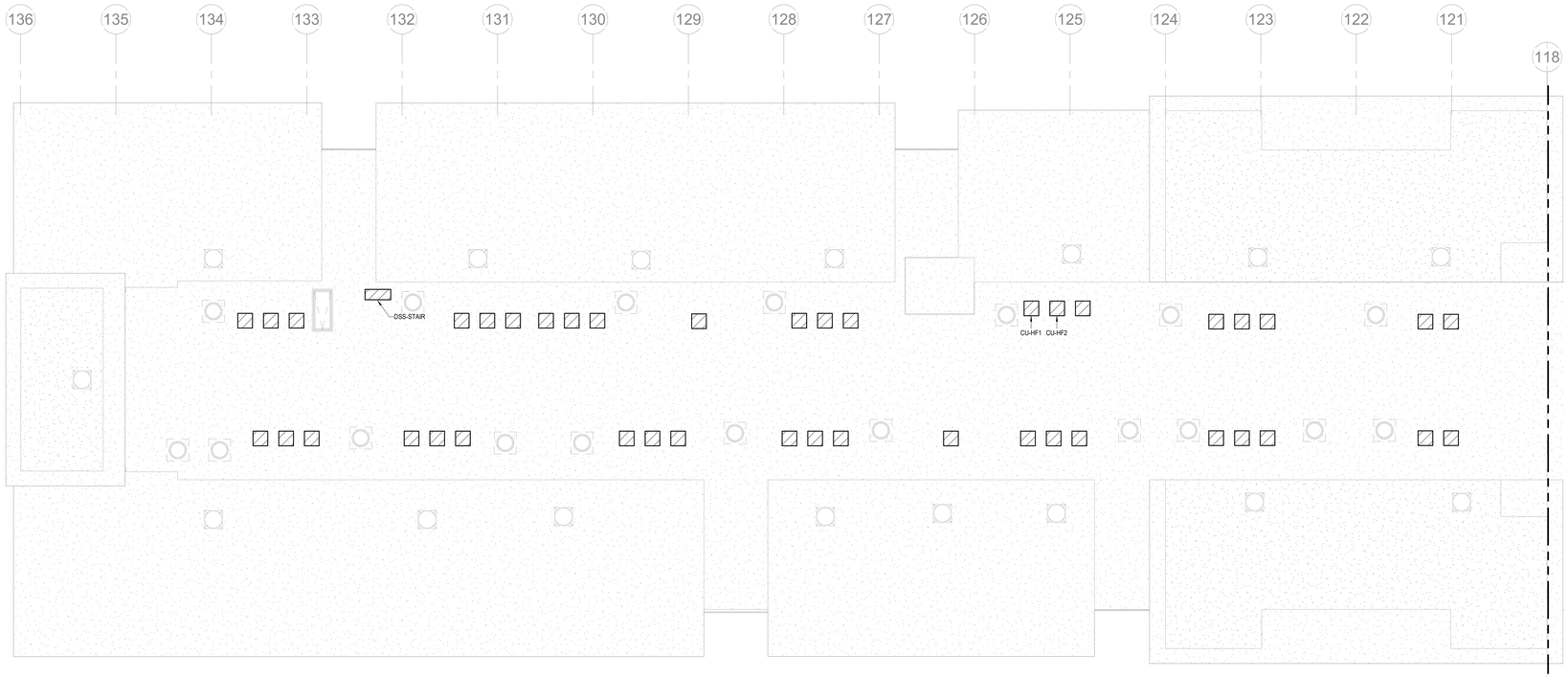

NORTH

1 ROOF PLAN - SEGMENT F

HVAC
1/8" = 1'-0"

A NEW RESIDENTIAL COMMUNITY AT:

TRILOGY

800 & 810 NW WARD RD. | LEE'S SUMMIT, MO

DRAWING RELEASE LOG
- 03.15.2023 - PERMIT SUBMITTAL

△REVISIONS

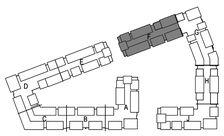

NORTH

KEY PLAN

LS&A
Lastimer Sommers & Associates P.A.
CONSULTING ENGINEERS
3639 SW Summerfield Drive, Suite A
Topeka, Kansas 6614-3974
8625 College Boulevard, Suite 102
Overland Park, Kansas 66210
Telephone: (785) 233-3232
Email: lsapa@lsapa.com
LSA PROJECT NO. 2204061

JOB NO. 705921
DATE 03.15.2023
DRAWN BY LSA CAD
4/11/2023 CITY COMMENTS
SHEET NAME SEGMENT F - ROOF PLAN - HVAC
SHEET NO. M1.28

4/13/2023 5:09:17 PM

ARCH E1 30" x 42"

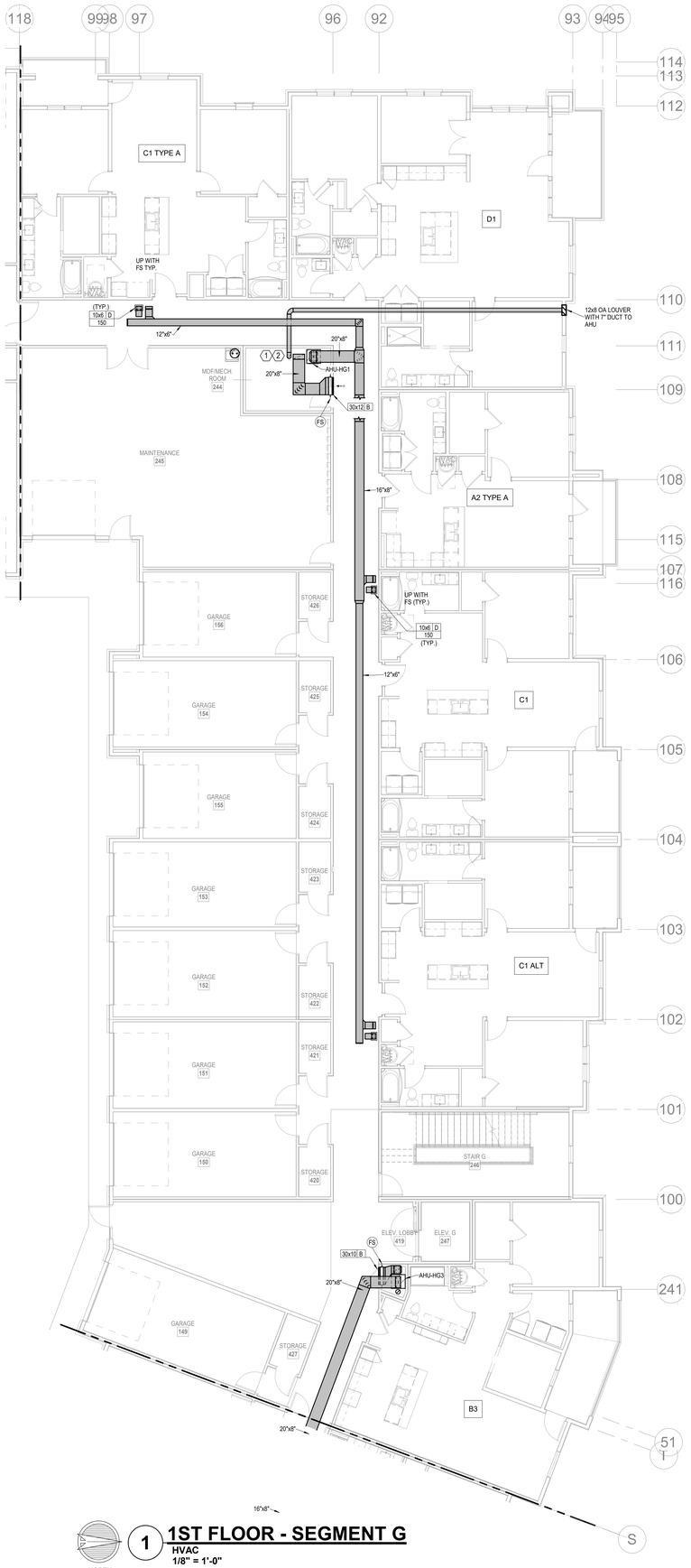

1 **1ST FLOOR - SEGMENT G**
HVAC
1/8" = 1'-0"
NORTH

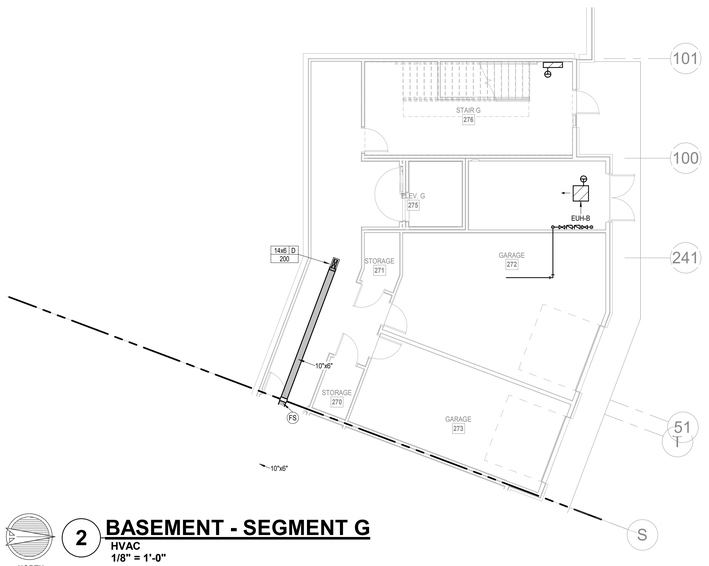

2 **BASEMENT - SEGMENT G**
HVAC
1/8" = 1'-0"
NORTH

NOTES:
1. COORDINATE WITH OTHER SUB-CONTRACTORS FOR PLACEMENT OF WORK PRIOR TO INSTALLATION BEGINNING.
2. ALL INDIVIDUAL BRANCH DUCTS ARE THE SIZE OF THE DIFFUSER NECK LISTED AND HAVE A MANUAL BALANCING DAMPER WHERE NOT INTEGRAL WITH THE DIFFUSER.
3. SEE THE ARCHITECTURAL, LIGHTING AND STRUCTURAL DRAWINGS FOR CLEARANCES.
4. MAINTAIN 3 FEET CLEARANCE FROM EXHAUST DUCTS TO BUILDING OPENINGS AND 10 FEET TO AIR INTAKES.
5. ROUTE NO DUCTS OVER ELECTRICAL EQUIPMENT.
6. FLEXIBLE DUCT LENGTHS SHALL NOT EXCEED 15 FEET AND SHALL BE AS STRAIGHT AS POSSIBLE AND NOT KINKED AT DIFFUSER OR TAKE-OFF.

ARCHITECTURE
LANDSCAPE ARCHITECTURE
ENERGY SERVICES
NSPJ ARCHITECTS
3515 W. 75TH ST., SUITE 201
PRAIRIE VILLAGE, KS 66208
P. 913.831.1415
F. 913.831.1563
NSPJARCH.COM
© COPYRIGHT 2023

STATE OF MISSOURI
RICHARD R. BEARDMORE
NUMBER 2010039744
PROFESSIONAL ENGINEER
03/15/2023

A NEW RESIDENTIAL COMMUNITY AT:
TRILOGY
800 & 810 NW WARD RD. | LEE'S SUMMIT, MO

DRAWING RELEASE LOG
• 03.15.2023 - PERMIT SUBMITTAL

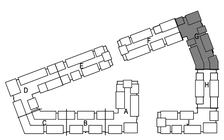

△REVISIONS

KEY PLAN

LS&A
Latimer Sommers & Associates P.A.
CONSULTING ENGINEERS
3639 SW Summerfield Drive, Suite A
Topeka, Kansas 6614-3974
8629 College Boulevard, Suite 103
Overland Park, Kansas 66210
Telephone: (785) 233-3232
Email: lsapa@lsapa.com
LSA PROJECT NO. 2204061

JOB NO. 705921
DATE 03.15.2023
DRAWN BY LSA CAD
4/11/2023 CITY COMMENTS
SHEET NAME SEGMENT G - BASEMENT & 1ST FLOOR - HVAC
SHEET NO. M1.29

4/13/2023 9:09:19 PM

ARCH E1.30" x 42"

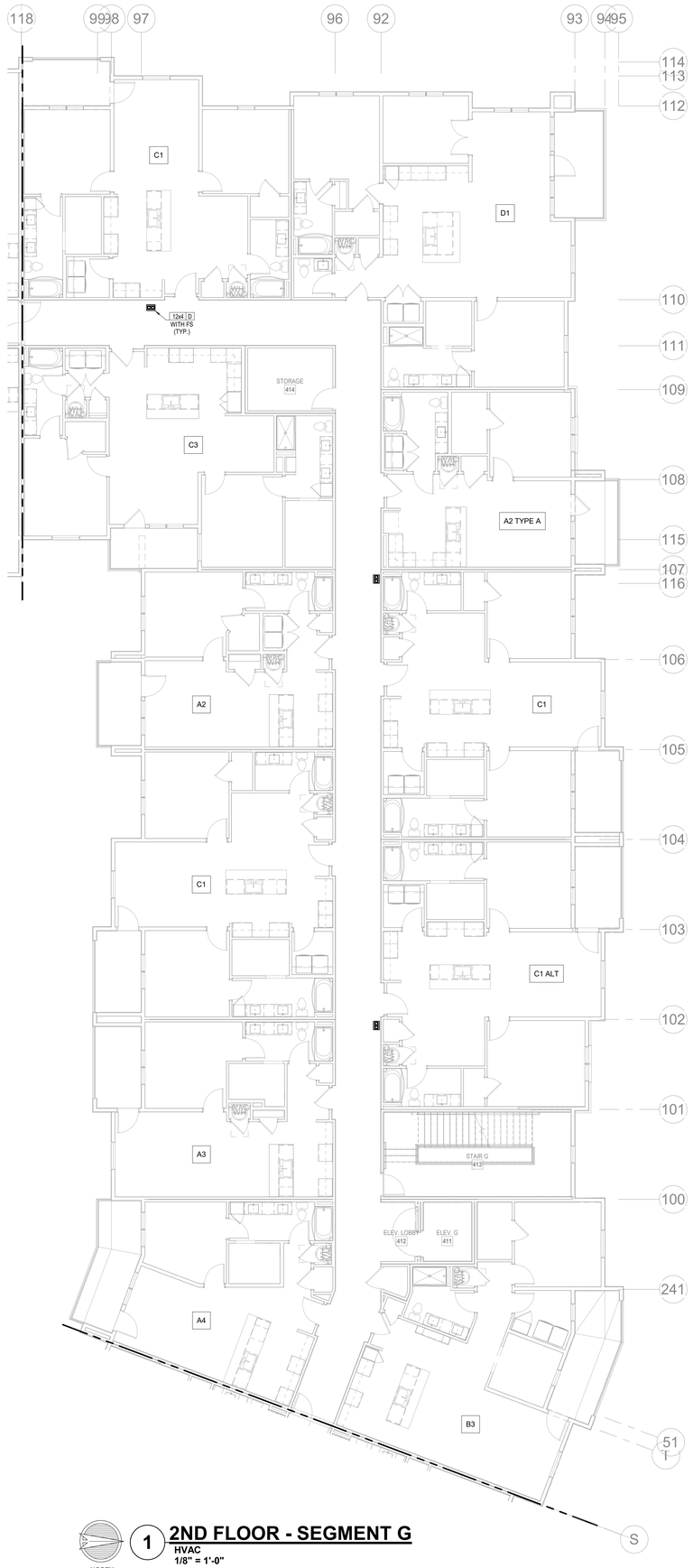

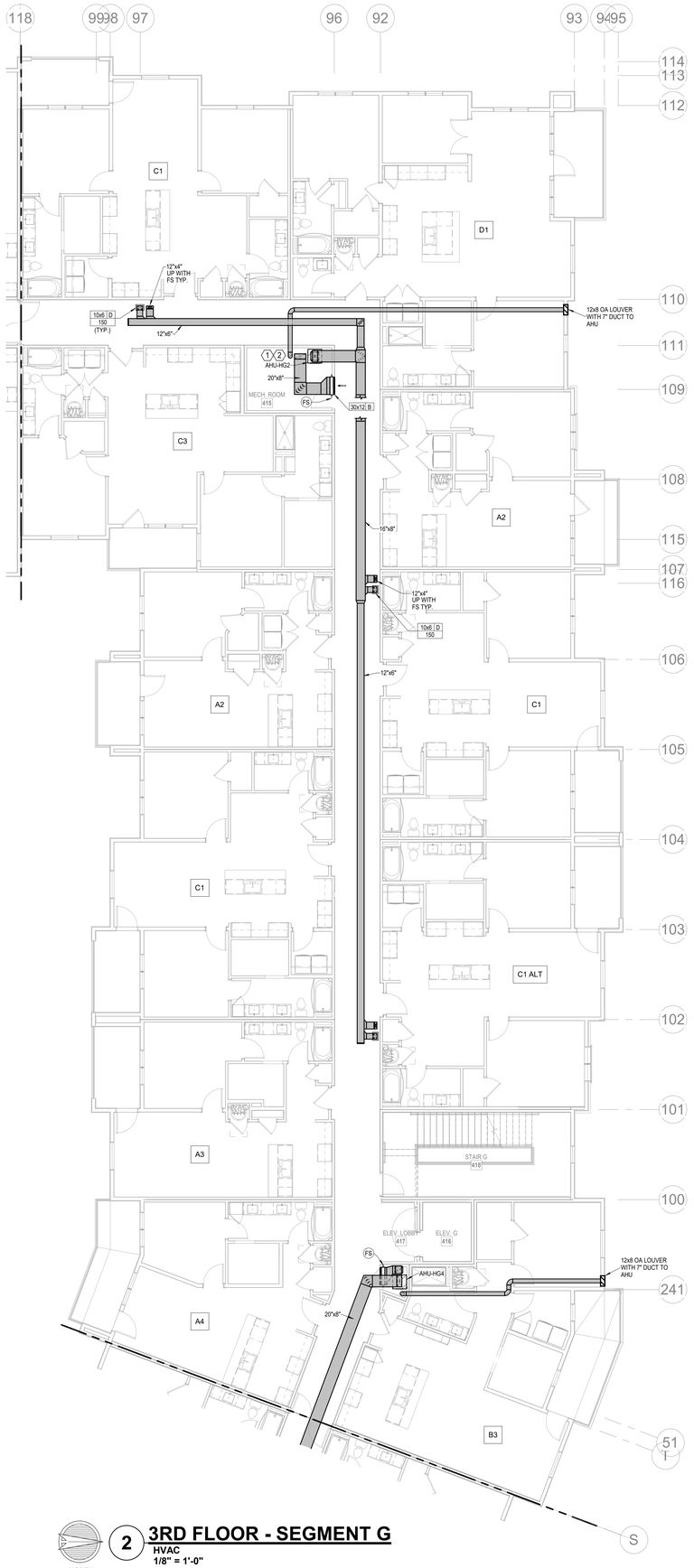

1 **2ND FLOOR - SEGMENT G**
HVAC
1/8" = 1'-0"

NORTH

2 **3RD FLOOR - SEGMENT G**
HVAC
1/8" = 1'-0"

NORTH

NOTES:
1. COORDINATE WITH OTHER SUB-CONTRACTORS FOR PLACEMENT OF WORK PRIOR TO INSTALLATION BEGINNING.
2. ALL INDIVIDUAL BRANCH DUCTS ARE THE SIZE OF THE DIFFUSER NECK LISTED AND HAVE A MANUAL BALANCING DAMPER WHERE NOT INTEGRAL WITH THE DIFFUSER.
3. SEE THE ARCHITECTURAL, LIGHTING AND STRUCTURAL DRAWINGS FOR CLEARANCES.
4. MAINTAIN 3 FEET CLEARANCE FROM EXHAUST DUCTS TO BUILDING OPENINGS AND 10 FEET TO AIR INTAKES.
5. ROUTE NO DUCTS OVER ELECTRICAL EQUIPMENT.
6. FLEXIBLE DUCT LENGTHS SHALL NOT EXCEED 15 FEET AND SHALL BE AS STRAIGHT AS POSSIBLE AND NOT KINKED AT DIFFUSER OR TAKE-OFF.

NSPJ
ARCHITECTS
3515 W. 75TH ST., SUITE 201
PRAIRIE VILLAGE, KS 66208
P. 913.831.1415
F. 913.831.1563
NSPJARCH.COM
ARCHITECTURE
LANDSCAPE
ARCHITECTURE
ENERGY SERVICES
© COPYRIGHT 2023

STATE OF MISSOURI
RICHARD R. BEARDMORE
NUMBER
PROFESSIONAL ENGINEER
03/15/2023

A NEW RESIDENTIAL COMMUNITY AT:
TRILOGY
800 & 810 NW WARD RD. | LEE'S SUMMIT, MO

DRAWING RELEASE LOG
• 03.15.2023 - PERMIT SUBMITTAL

△ REVISIONS

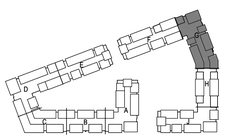

KEY PLAN

LS&A
Latimer Sommers & Associates P.A.
CONSULTING ENGINEERS
3639 SW Summerfield Drive, Suite A
Topeka, Kansas 6614-3974
8625 College Boulevard, Suite 102
Overland Park, Kansas 66210
Telephone: (785) 233-3232
Email: lsapa@lsapa.com
LSA PROJECT NO. 2204061

JOB.NO. 705921
DATE 03.15.2023
DRAWN BY LSA CAD
4/11/2023 CITY COMMENTS
SHEET NAME SEGMENT G - 2ND & 3RD FLOOR - HVAC
SHEET NO. M1.30

4/13/2023 9:09:23 PM

ARCH E1.30" x 42"

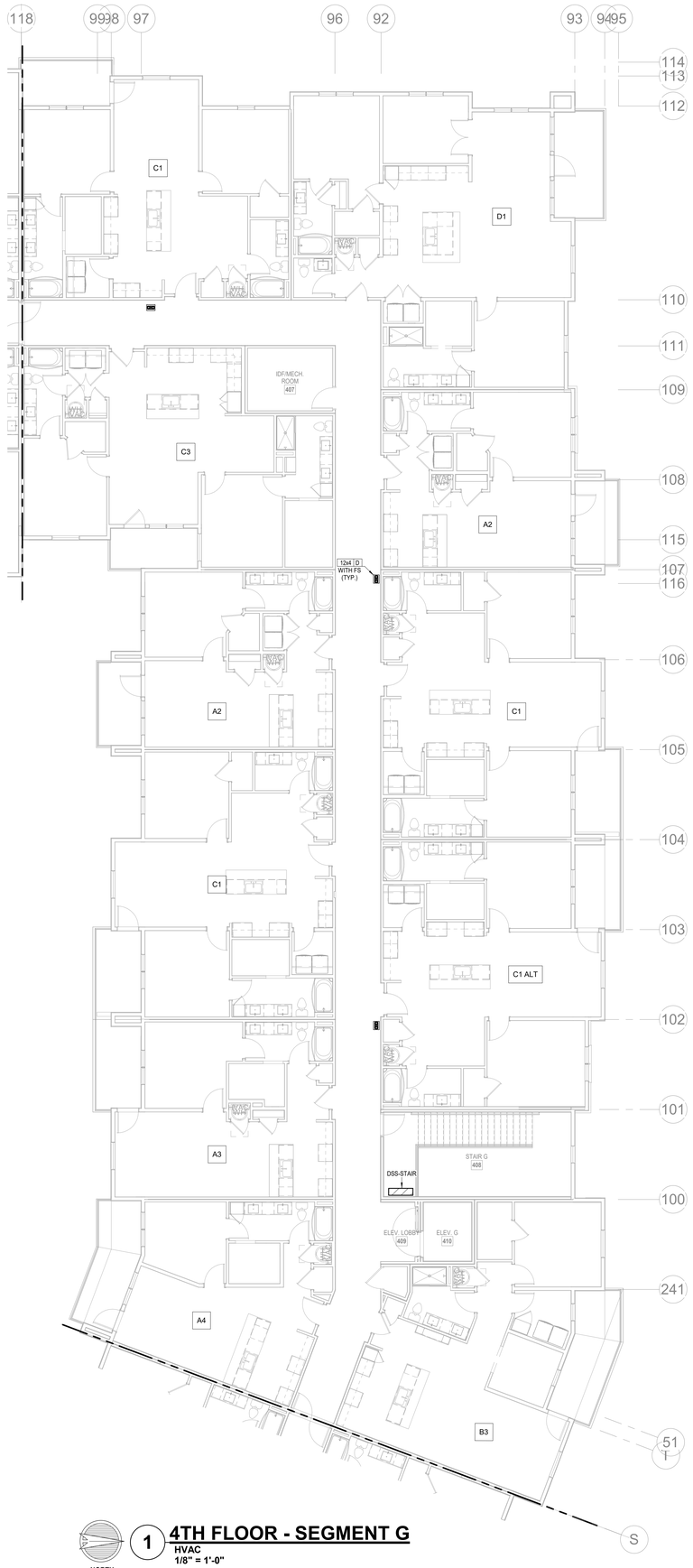

NORTH

1 4TH FLOOR - SEGMENT G

HVAC

1/8" = 1'-0"

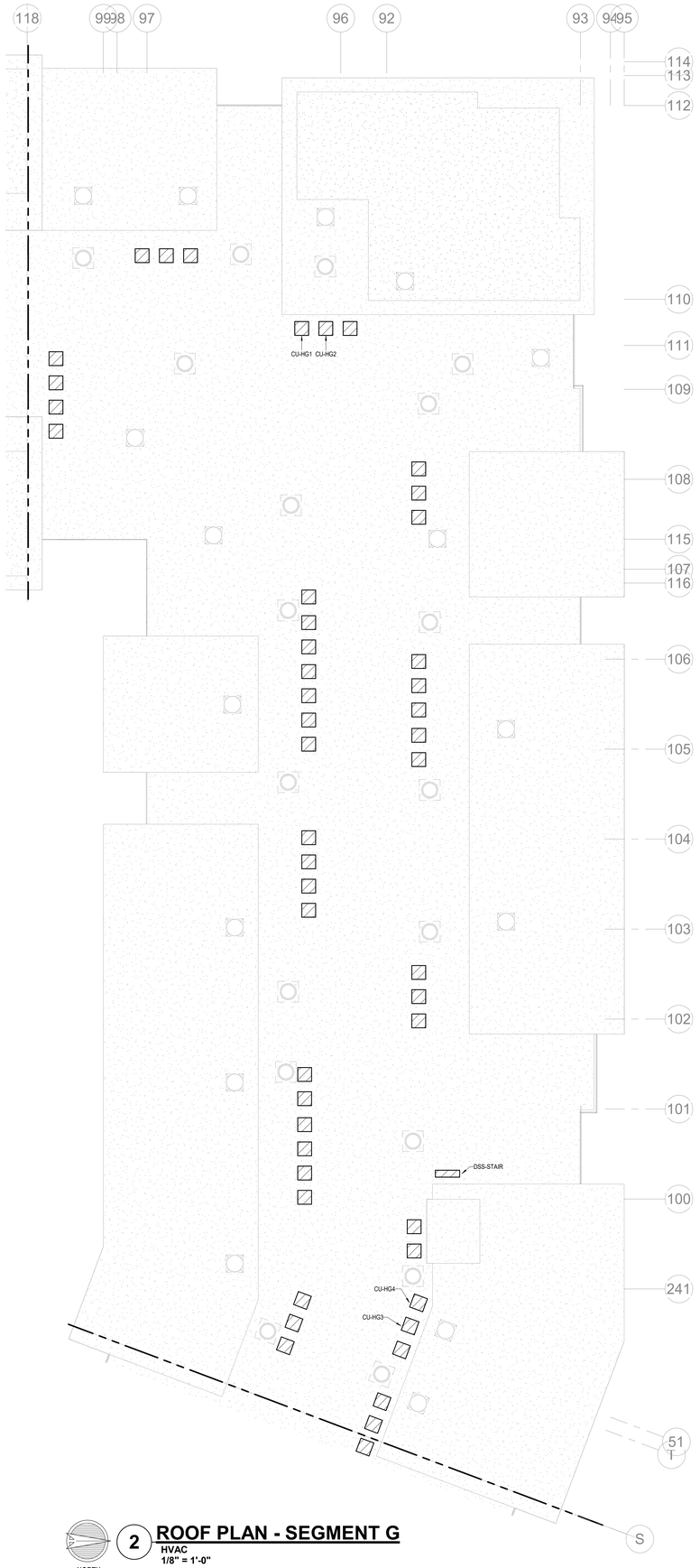

NORTH

2 ROOF PLAN - SEGMENT G

HVAC

1/8" = 1'-0"

NOTES:
1. COORDINATE WITH OTHER SUB-CONTRACTORS FOR PLACEMENT OF WORK PRIOR TO INSTALLATION BEGINNING.
2. ALL INDIVIDUAL BRANCH DUCTS ARE THE SIZE OF THE DIFFUSER NECK LISTED AND HAVE A MANUAL BALANCING DAMPER WHERE NOT INTEGRAL WITH THE DIFFUSER.
3. SEE THE ARCHITECTURAL, LIGHTING AND STRUCTURAL DRAWINGS FOR CLEARANCES.
4. MAINTAIN 3 FEET CLEARANCE FROM EXHAUST DUCTS TO BUILDING OPENINGS AND 10 FEET TO AIR INTAKES.
5. ROUTE NO DUCTS OVER ELECTRICAL EQUIPMENT.
6. FLEXIBLE DUCT LENGTHS SHALL NOT EXCEED 15 FEET AND SHALL BE AS STRAIGHT AS POSSIBLE AND NOT KINKED AT DIFFUSER OR TAKE-OFF.

ARCHITECTURE
LANDSCAPE ARCHITECTURE
ENERGY SERVICES

NSPJ ARCHITECTS, Inc.
3515 W. 75TH ST., SUITE 201
PRAIRIE VILLAGE, KS 66208

P. 913.831.1415
F. 913.831.1563
NSPJARCH.COM

© COPYRIGHT 2023

STATE OF MISSOURI
RICHARD R. BEARDMORE
NUMBER
PROFESSIONAL ENGINEER

03/15/2023

A NEW RESIDENTIAL COMMUNITY AT:

TRILOGY

800 & 810 NW WARD RD. | LEE'S SUMMIT, MO

DRAWING RELEASE LOG
- 03.15.2023 - PERMIT SUBMITTAL

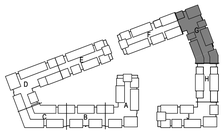

△REVISIONS

KEY PLAN

LS&A
Latimer Sommers & Associates P.A.
CONSULTING ENGINEERS
3639 SW Summerfield Drive, Suite A
Topeka, Kansas 6614-3974
8625 College Boulevard, Suite 103
Overland Park, Kansas 66210
Telephone: (785) 233-3232
Email: lsapa@lsapa.com
LSA PROJECT NO. 2204061

JOB NO. 705921
DATE 03.15.2023
DRAWN BY LSA CAD
4/11/2023 CITY COMMENTS
SHEET NAME SEGMENT G - 4TH FLOOR & ROOF PLAN - HVAC
SHEET NO. M1.31

4/13/2023 9:05:29 PM

ARCH E1.30" x 42"

NOTES:
1. COORDINATE WITH OTHER SUB-CONTRACTORS FOR PLACEMENT OF WORK PRIOR TO INSTALLATION BEGINNING.
2. ALL INDIVIDUAL BRANCH DUCTS ARE THE SIZE OF THE DIFFUSER NECK LISTED AND HAVE A MANUAL BALANCING DAMPER WHERE NOT INTEGRAL WITH THE DIFFUSER.
3. SEE THE ARCHITECTURAL, LIGHTING AND STRUCTURAL DRAWINGS FOR CLEARANCES.
4. MAINTAIN 3 FEET CLEARANCE FROM EXHAUST DUCTS TO BUILDING OPENINGS AND 10 FEET TO AIR INTAKES.
5. ROUTE NO DUCTS OVER ELECTRICAL EQUIPMENT.
6. FLEXIBLE DUCT LENGTHS SHALL NOT EXCEED 15 FEET AND SHALL BE AS STRAIGHT AS POSSIBLE AND NOT KINKED AT DIFFUSER OR TAKE-OFF.

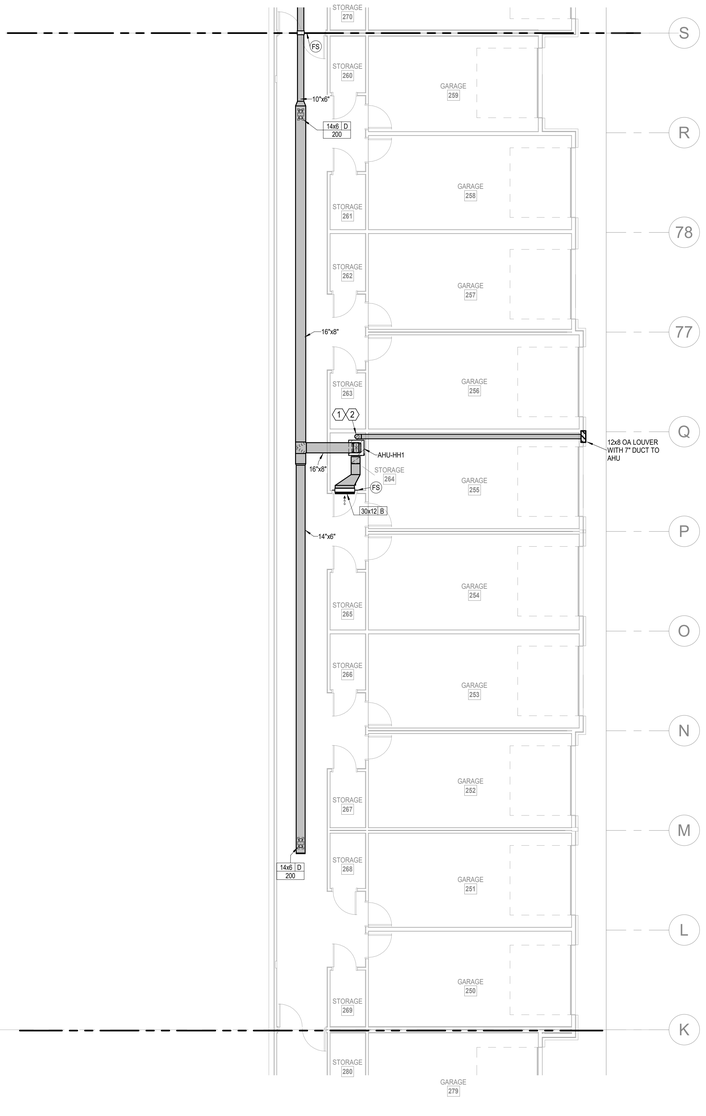

1 **1ST FLOOR - SEGMENT H**
HVAC
1/8" = 1'-0"
NORTH

2 **BASEMENT - SEGMENT H**
HVAC
1/8" = 1'-0"
NORTH

NSPJ ARCHITECTS
ARCHITECTURE LANDSCAPE ARCHITECTURE ENERGY SERVICES
3515 W. 75TH ST., SUITE 201
PRAIRIE VILLAGE, KS 66208
P. 913.831.1415
F. 913.831.1563
NSPJARCH.COM

© COPYRIGHT 2023

STATE OF MISSOURI
RICHARD R. BEARDMORE
NUMBER
PROFESSIONAL ENGINEER

03/15/2023

A NEW RESIDENTIAL COMMUNITY AT:
TRILOGY
800 & 810 NW WARD RD. | LEE'S SUMMIT, MO

DRAWING RELEASE LOG
- 03.15.2023 - PERMIT SUBMITTAL

△REVISIONS

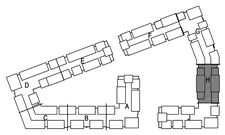

NORTH
KEY PLAN

LS&A
Latimer Sommers & Associates P.A.
CONSULTING ENGINEERS
3639 SW Summerfield Drive, Suite A
Topeka, Kansas 66614-3974
8625 College Boulevard, Suite 102
Overland Park, Kansas 66210
Telephone: (785) 233-3232
Email: lsapa@lsapa.com
LSA PROJECT NO. 2204061

JOB NO. 705921
DATE 03.15.2023
DRAWN BY LSA CAD
4/11/2023 CITY COMMENTS
SHEET NAME SEGMENT H - BASEMENT & 1ST FLOOR - HVAC
SHEET NO. M1.32

4/13/2023 9:05:29 PM

ARCH E1.30" x 42"

NOTES:
1. COORDINATE WITH OTHER SUB-CONTRACTORS FOR PLACEMENT OF WORK PRIOR TO INSTALLATION BEGINNING.
2. ALL INDIVIDUAL BRANCH DUCTS ARE THE SIZE OF THE DIFFUSER NECK LISTED AND HAVE A MANUAL BALANCING DAMPER WHERE NOT INTEGRAL WITH THE DIFFUSER.
3. SEE THE ARCHITECTURAL, LIGHTING AND STRUCTURAL DRAWINGS FOR CLEARANCES.
4. MAINTAIN 3 FEET CLEARANCE FROM EXHAUST DUCTS TO BUILDING OPENINGS AND 10 FEET TO AIR INTAKES.
5. ROUTE NO DUCTS OVER ELECTRICAL EQUIPMENT.
6. FLEXIBLE DUCT LENGTHS SHALL NOT EXCEED 15 FEET AND SHALL BE AS STRAIGHT AS POSSIBLE AND NOT KINKED AT DIFFUSER OR TAKE-OFF.

NORTH

1 3RD FLOOR - SEGMENT H

HVAC

1/8" = 1'-0"

NORTH

2 2ND FLOOR - SEGMENT H

HVAC

1/8" = 1'-0"

ARCHITECTURE
LANDSCAPE ARCHITECTURE
ENERGY SERVICES

NSPJ ARCHITECTS, Inc.
3515 W. 75TH ST., SUITE 201
PRAIRIE VILLAGE, KS 66208

P. 913.831.1415
F. 913.831.1563
NSPJARCH.COM

© COPYRIGHT 2023

STATE OF MISSOURI
RICHARD R. BEARDMORE
NUMBER
PROFESSIONAL ENGINEER

03/15/2023

A NEW RESIDENTIAL COMMUNITY AT:

TRILOGY

800 & 810 NW WARD RD. | LEE'S SUMMIT, MO

DRAWING RELEASE LOG
- 03.15.2023 - PERMIT SUBMITTAL

△REVISIONS

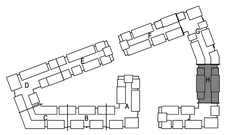

NORTH

KEY PLAN

LS&A
Lattimer Sommers & Associates P.A.
CONSULTING ENGINEERS
3639 SW Summerfield Drive, Suite A
Topeka, Kansas 66614-3974
8625 College Boulevard, Suite 102
Overland Park, Kansas 66210
Telephone: (785) 233-3232
Email: lsapa@lsapa.com
LSA PROJECT NO. 2204061

JOB NO. 705921
DATE 03.15.2023
DRAWN BY LSA CAD
4/11/2023 CITY COMMENTS
SHEET NAME SEGMENT H - 2ND & 3RD FLOOR - HVAC
SHEET NO. M1.33

4/13/2023 9:09:31 PM

ARCH E1.30" x 42"

NOTES:
1. COORDINATE WITH OTHER SUB-CONTRACTORS FOR PLACEMENT OF WORK PRIOR TO INSTALLATION BEGINNING.
2. ALL INDIVIDUAL BRANCH DUCTS ARE THE SIZE OF THE DIFFUSER NECK LISTED AND HAVE A MANUAL BALANCING DAMPER WHERE NOT INTEGRAL WITH THE DIFFUSER.
3. SEE THE ARCHITECTURAL, LIGHTING AND STRUCTURAL DRAWINGS FOR CLEARANCES.
4. MAINTAIN 3 FEET CLEARANCE FROM EXHAUST DUCTS TO BUILDING OPENINGS AND 10 FEET TO AIR INTAKES.
5. ROUTE NO DUCTS OVER ELECTRICAL EQUIPMENT.
6. FLEXIBLE DUCT LENGTHS SHALL NOT EXCEED 15 FEET AND SHALL BE AS STRAIGHT AS POSSIBLE AND NOT KINKED AT DIFFUSER OR TAKE-OFF.



NORTH

1 ROOF PLAN - SEGMENT H

HVAC
1/8" = 1'-0"

NORTH

2 4TH FLOOR - SEGMENT H

HVAC
1/8" = 1'-0"

ARCHITECTURE
LANDSCAPE ARCHITECTURE
ENERGY SERVICES

NSPJ ARCHITECTS

3515 W. 75TH ST., SUITE 201
PRAIRIE VILLAGE, KS 66208

P. 913.831.1415
F. 913.831.1563
NSPJARCH.COM

© COPYRIGHT 2023

STATE OF MISSOURI
RICHARD R. BEARDMORE
NUMBER
PROFESSIONAL ENGINEER

03/15/2023

A NEW RESIDENTIAL COMMUNITY AT:

TRILOGY

800 & 810 NW WARD RD. | LEE'S SUMMIT, MO

DRAWING RELEASE LOG
• 03.15.2023 - PERMIT SUBMITTAL

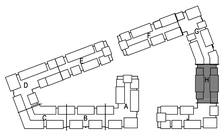

NORTH

KEY PLAN

△REVISIONS

LS&A
Latimer Sommers & Associates P.A.
CONSULTING ENGINEERS
3639 SW Summerfield Drive, Suite A
Topeka, Kansas 6614-3974
8629 College Boulevard, Suite 103
Overland Park, Kansas 66210
Telephone: (785) 233-3232
Email: lsapa@lsapa.com
LSA PROJECT NO. 2204061

JOB NO. 705921
DATE 03.15.2023
DRAWN BY LSA CAD
4/11/2023 CITY COMMENTS
SHEET NAME SEGMENT H - 4TH FLOOR & ROOF PLAN - HVAC
SHEET NO. M1.34

4/13/2023 9:09:33 PM

ARCH E1.50" x 42"

1 **1ST FLOOR - SEGMENT J**
HVAC
1/8" = 1'-0"

NORTH

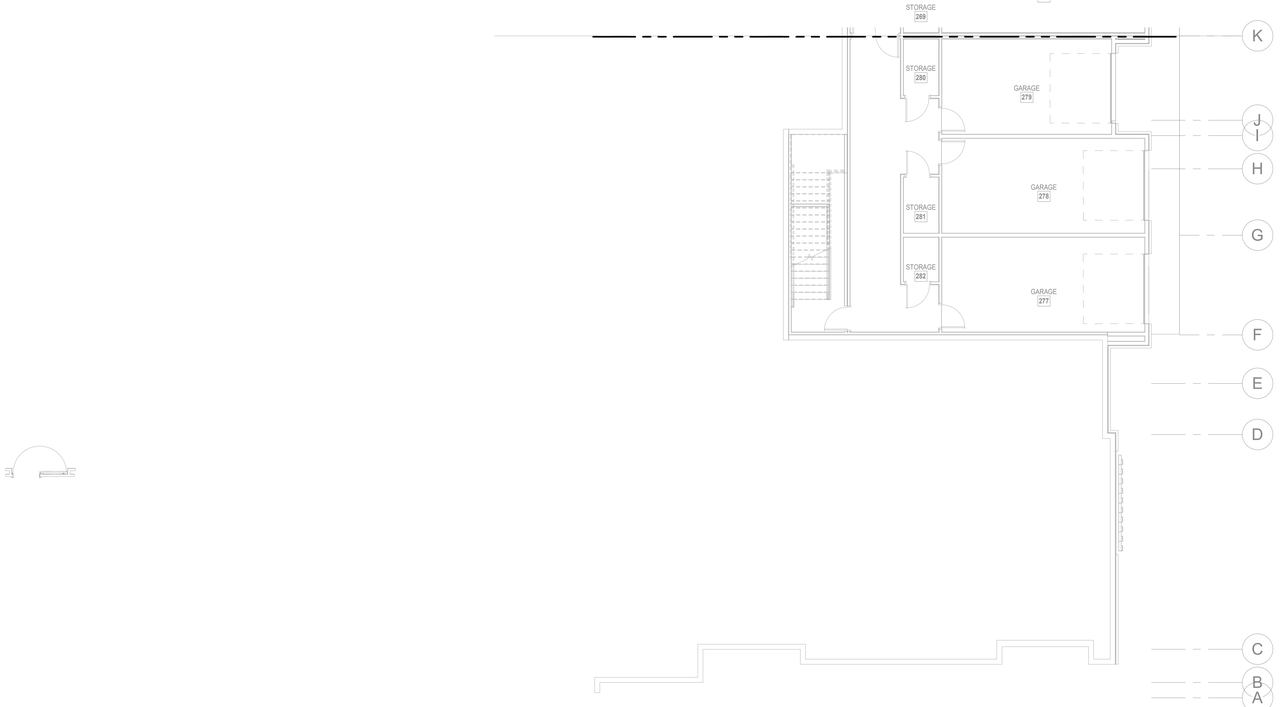

2 **BASEMENT - SEGMENT J**
HVAC
1/8" = 1'-0"

NORTH

NOTES:
1. COORDINATE WITH OTHER SUB-CONTRACTORS FOR PLACEMENT OF WORK PRIOR TO INSTALLATION BEGINNING.
2. ALL INDIVIDUAL BRANCH DUCTS ARE THE SIZE OF THE DIFFUSER NECK LISTED AND HAVE A MANUAL BALANCING DAMPER WHERE NOT INTEGRAL WITH THE DIFFUSER.
3. SEE THE ARCHITECTURAL, LIGHTING AND STRUCTURAL DRAWINGS FOR CLEARANCES.
4. MAINTAIN 3 FEET CLEARANCE FROM EXHAUST DUCTS TO BUILDING OPENINGS AND 10 FEET TO AIR INTAKES.
5. ROUTE NO DUCTS OVER ELECTRICAL EQUIPMENT.
6. FLEXIBLE DUCT LENGTHS SHALL NOT EXCEED 15 FEET AND SHALL BE AS STRAIGHT AS POSSIBLE AND NOT KINKED AT DIFFUSER OR TAKE-OFF.

ARCHITECTURE
LANDSCAPE ARCHITECTURE
ENERGY SERVICES
NSPJ ARCHITECTS
3515 W. 75TH ST., SUITE 201
PRAIRIE VILLAGE, KS 66208
P. 913.831.1415
F. 913.831.1563
NSPJARCH.COM
© COPYRIGHT 2023

STATE OF MISSOURI
RICHARD P. BEARDMORE
NUMBER A-2007018744
PROFESSIONAL ENGINEER
03/15/2023

A NEW RESIDENTIAL COMMUNITY AT:
TRILOGY
800 & 810 NW WARD RD. | LEE'S SUMMIT, MO

DRAWING RELEASE LOG
• 03.15.2023 - PERMIT SUBMITTAL

△ REVISIONS

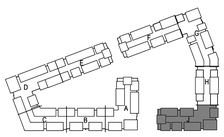

KEY PLAN

NORTH

LS&A
Lattimer Sommers & Associates P.A.
CONSULTING ENGINEERS
3639 SW Summerfield Drive, Suite A
Topeka, Kansas 6614-3974
8625 College Boulevard, Suite 102
Overland Park, Kansas 66210
Telephone: (785) 233-3232
Email: lsapa@lsapa.com
LSA PROJECT NO. 2204061

JOB NO. 705921
DATE 03.15.2023
DRAWN BY LSA CAD
4/11/2023 CITY COMMENTS
SHEET NAME SEGMENT J - BASEMENT & 1ST FLOOR - HVAC
SHEET NO. M1.35

4/13/2023 5:09:36 PM

ARCH E1.30" x 42"

NOTES:
1. COORDINATE WITH OTHER SUB-CONTRACTORS FOR PLACEMENT OF WORK PRIOR TO INSTALLATION BEGINNING.
2. ALL INDIVIDUAL BRANCH DUCTS ARE THE SIZE OF THE DIFFUSER NECK LISTED AND HAVE A MANUAL BALANCING DAMPER WHERE NOT INTEGRAL WITH THE DIFFUSER.
3. SEE THE ARCHITECTURAL, LIGHTING AND STRUCTURAL DRAWINGS FOR CLEARANCES.
4. MAINTAIN 3 FEET CLEARANCE FROM EXHAUST DUCTS TO BUILDING OPENINGS AND 10 FEET TO AIR INTAKES.
5. ROUTE NO DUCTS OVER ELECTRICAL EQUIPMENT.
6. FLEXIBLE DUCT LENGTHS SHALL NOT EXCEED 15 FEET AND SHALL BE AS STRAIGHT AS POSSIBLE AND NOT KINKED AT DIFFUSER OR TAKE-OFF.

NORTH

1 2ND FLOOR - SEGMENT J

HVAC

1/8" = 1'-0"

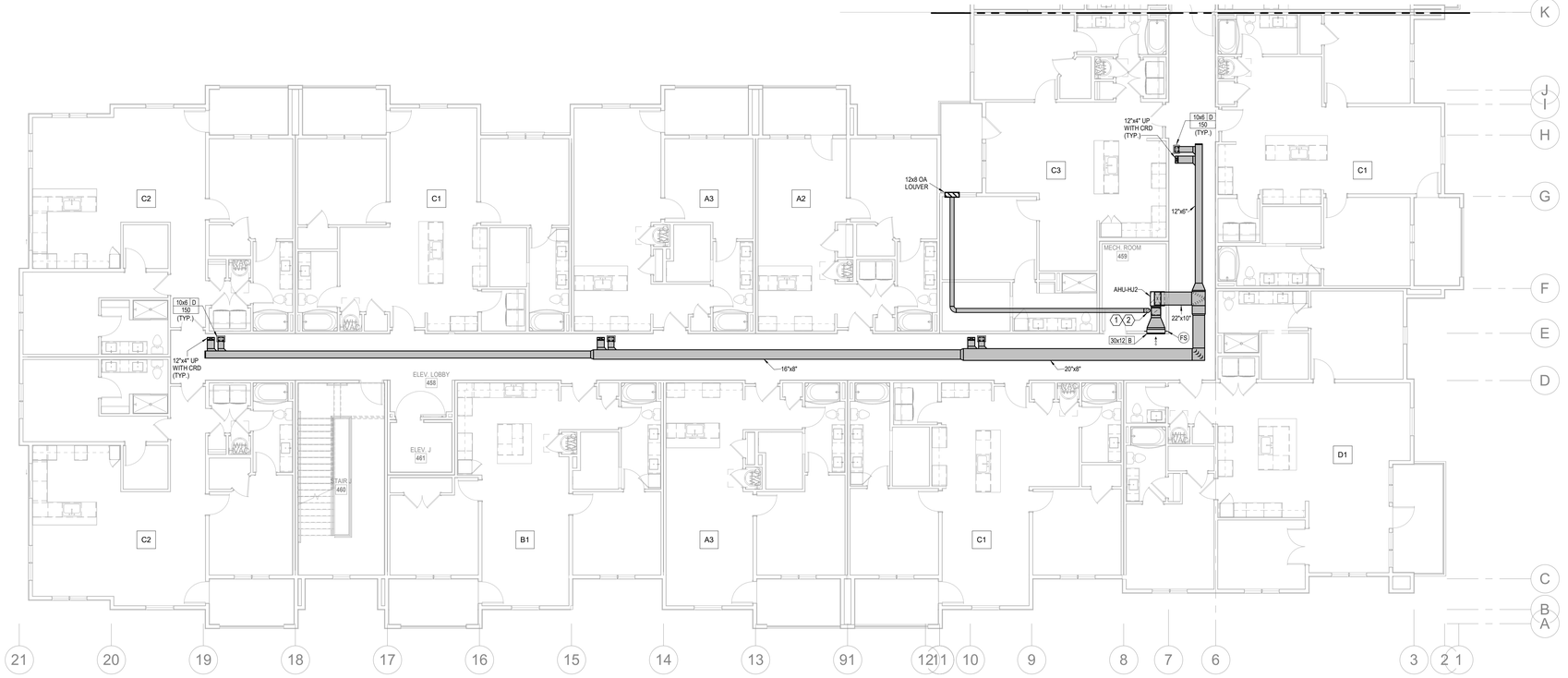

NORTH

2 3RD FLOOR - SEGMENT J

HVAC

1/8" = 1'-0"

ARCHITECTURE
LANDSCAPE ARCHITECTURE
ENERGY SERVICES

NSPJ ARCHITECTS

3515 W. 75TH ST., SUITE 201
PRAIRIE VILLAGE, KS 66208

P. 913.831.1415
F. 913.831.1563
NSPJARCH.COM

© COPYRIGHT 2023

STATE OF MISSOURI
RICHARD R. BEARDMORE
NUMBER
PROFESSIONAL ENGINEER

03/15/2023

A NEW RESIDENTIAL COMMUNITY AT:

TRILOGY

800 & 810 NW WARD RD. | LEE'S SUMMIT, MO

DRAWING RELEASE LOG
- 03.15.2023 - PERMIT SUBMITTAL

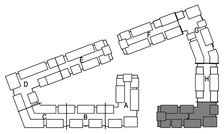

NORTH

KEY PLAN

△REVISIONS

LS&A
Lattimer Sommers & Associates P.A.
CONSULTING ENGINEERS
3639 SW Summerfield Drive, Suite A
Topeka, Kansas 6614-3974
8625 College Boulevard, Suite 102
Overland Park, Kansas 66210
Telephone: (785) 233-3232
Email: lsapa@lsapa.com
LSA PROJECT NO. 2204061

JOB NO. 705921
DATE 03.15.2023
DRAWN BY LSA CAD

4/11/2023
CITY COMMENTS

SHEET NAME
SEGMENT J - 2ND & 3RD FLOOR - HVAC

SHEET NO.
M1.36

4/13/2023 9:09:40 PM

ARCH E1.30" x 42"

NORTH

1 4TH FLOOR - SEGMENT J

HVAC

1/8" = 1'-0"

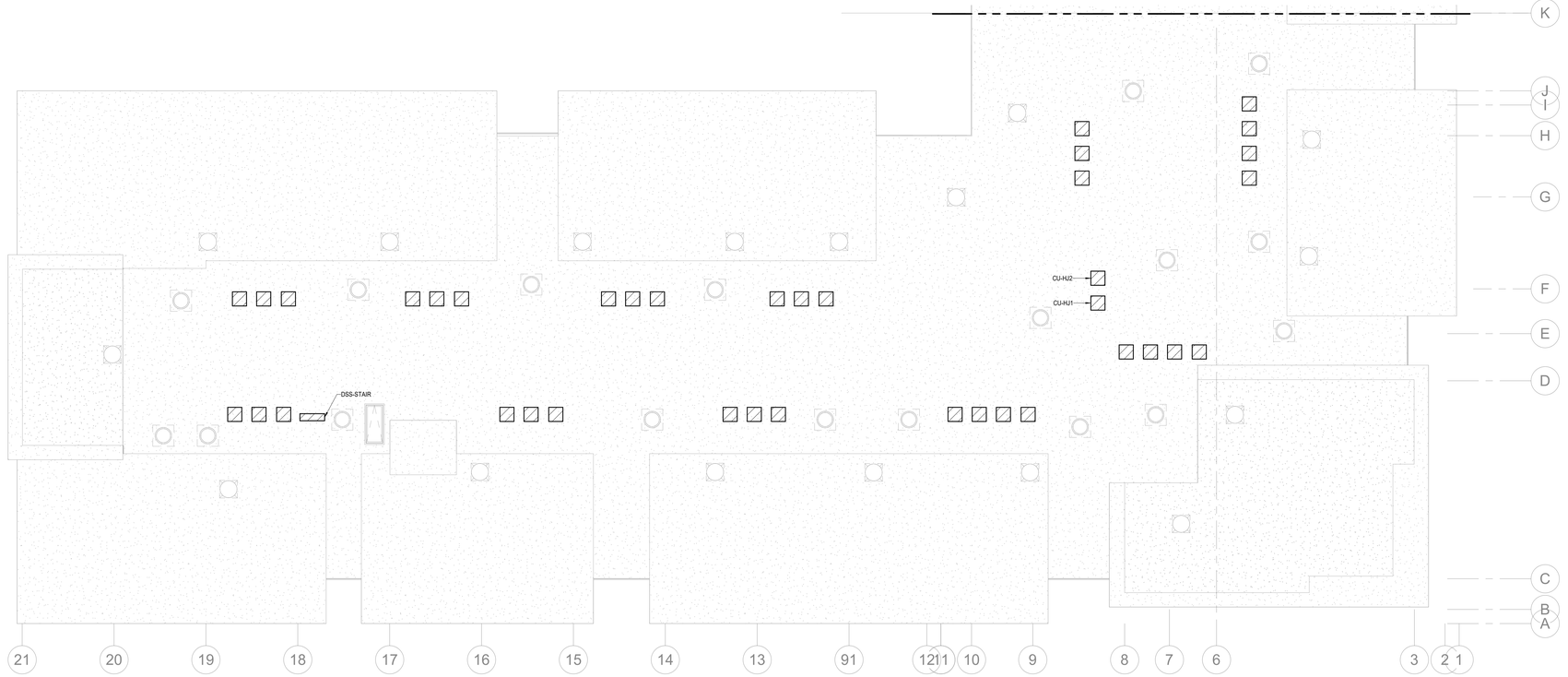

NORTH

2 ROOF PLAN - SEGMENT J

HVAC

1/8" = 1'-0"

NOTES:

1. COORDINATE WITH OTHER SUB-CONTRACTORS FOR PLACEMENT OF WORK PRIOR TO INSTALLATION BEGINNING.
2. ALL INDIVIDUAL BRANCH DUCTS ARE THE SIZE OF THE DIFFUSER NECK LISTED AND HAVE A MANUAL BALANCING DAMPER WHERE NOT INTEGRAL WITH THE DIFFUSER.
3. SEE THE ARCHITECTURAL, LIGHTING AND STRUCTURAL DRAWINGS FOR CLEARANCES.
4. MAINTAIN 3 FEET CLEARANCE FROM EXHAUST DUCTS TO BUILDING OPENINGS AND 10 FEET TO AIR INTAKES.
5. ROUTE NO DUCTS OVER ELECTRICAL EQUIPMENT.
6. FLEXIBLE DUCT LENGTHS SHALL NOT EXCEED 15 FEET AND SHALL BE AS STRAIGHT AS POSSIBLE AND NOT KINKED AT DIFFUSER OR TAKE-OFF.

ARCHITECTURE
LANDSCAPE ARCHITECTURE
ENERGY SERVICES

NSPJ ARCHITECTS, Inc.
3515 W. 75TH ST., SUITE 201
PRAIRIE VILLAGE, KS 66208

P. 913.831.1415
F. 913.831.1563
NSPJARCH.COM

© COPYRIGHT 2023

STATE OF MISSOURI
RICHARD R. BEARDMORE
NUMBER
PROFESSIONAL ENGINEER

03/15/2023

A NEW RESIDENTIAL COMMUNITY AT:

TRILOGY

800 & 810 NW WARD RD. | LEE'S SUMMIT, MO

DRAWING RELEASE LOG
- 03.15.2023 - PERMIT SUBMITTAL

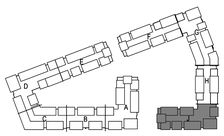

NORTH

KEY PLAN

△REVISIONS

LS&A
Lattimer Sommers & Associates P.A.
CONSULTING ENGINEERS
3639 SW Summerfield Drive, Suite A
Topeka, Kansas 6614-3974
8625 College Boulevard, Suite 103
Overland Park, Kansas 66210
Telephone: (785) 233-3232
Email: lsapa@lsapa.com
LSA PROJECT NO. 2204061

JOB NO. 705921
DATE 03.15.2023
DRAWN BY LSA CAD

4/11/2023
CITY COMMENTS

SHEET NAME
SEGMENT J - 4TH FLOOR & ROOF PLAN - HVAC

SHEET NO.
M1.37

4/13/2023 9:09:42 PM

ARCH E1.30" x 42"

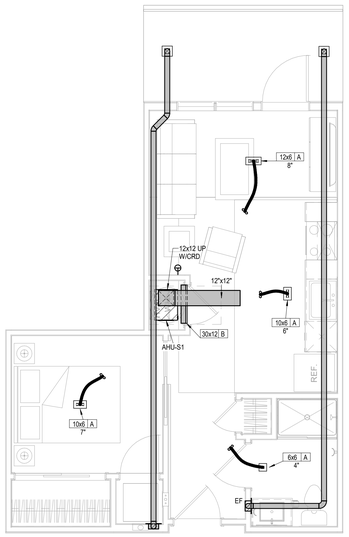

1 UNIT S1
HVAC
1/4" = 1'-0"

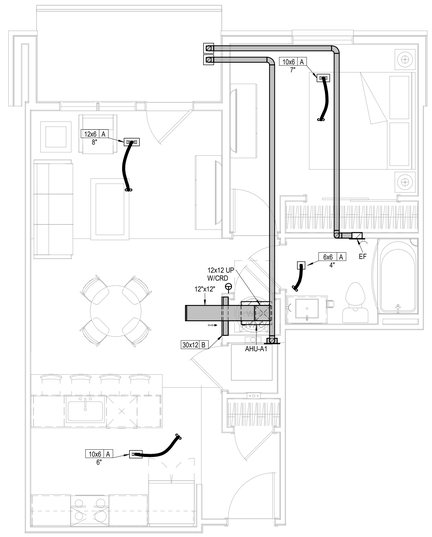

2 UNIT A1
HVAC
1/4" = 1'-0"

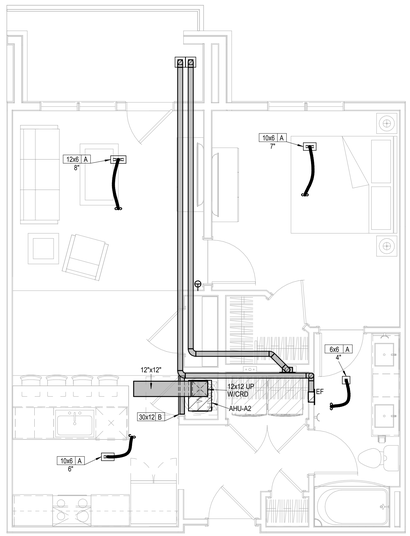

3 UNIT A2
HVAC
1/4" = 1'-0"

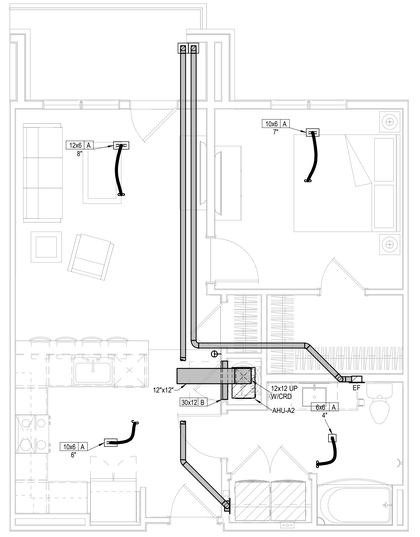

4 UNIT A2 TYPE A
HVAC
1/4" = 1'-0"

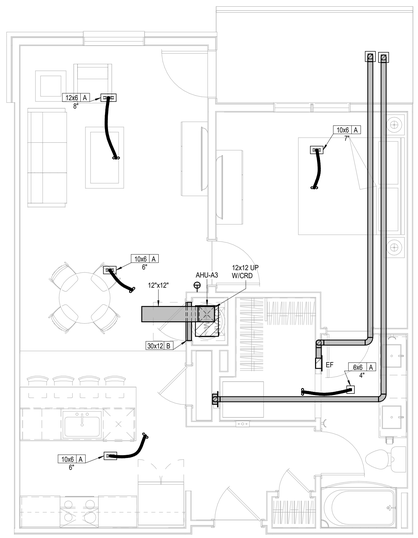

5 UNIT A3
HVAC
1/4" = 1'-0"

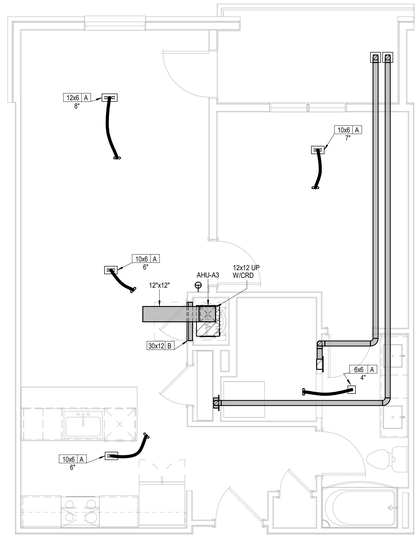

6 UNIT A3 ALT 1
HVAC
1/4" = 1'-0"

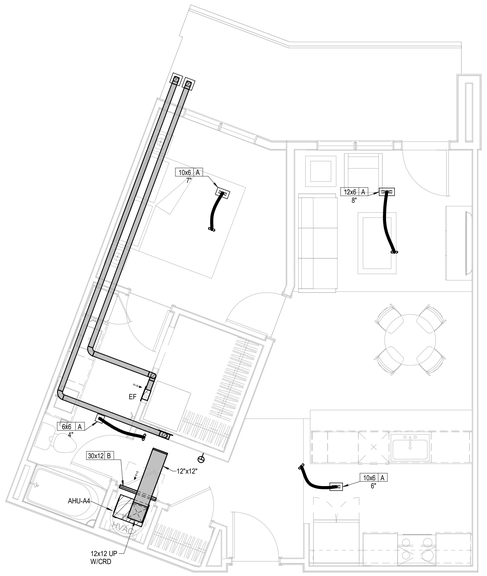

7 UNIT A4
HVAC
1/4" = 1'-0"

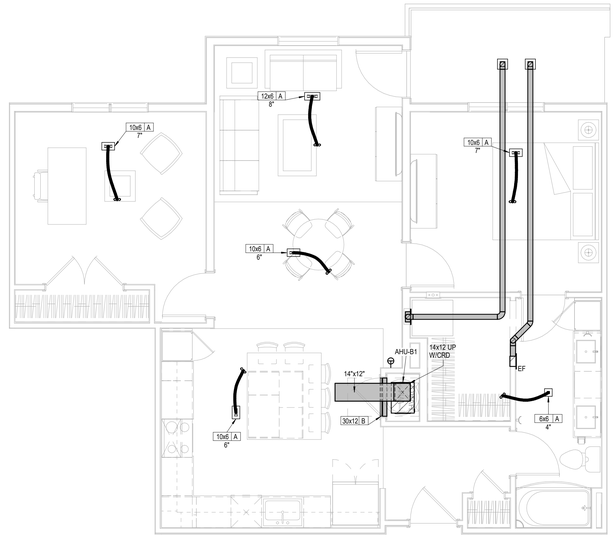

8 UNIT B1
HVAC
1/4" = 1'-0"

UNIT MECHANICAL NOTES:
1. ALL TYPE "A" SUPPLY REGISTERS HAVE A UL555C CEILING RADIATION DAMPER UNLESS NOTED OTHERWISE. PROVIDE CRD UNLESS NOTED OTHERWISE AT AHU DISCHARGE AND RATED MEMBRANE.
2. PROVIDE MANUFACTURER REQUIRED CLEARANCES FOR AHU'S AND WATER HEATERS.
3. ALL CONDENSING UNITS ARE ROOF MOUNTED.
4. MANUFACTURER SHALL PROVIDE ANY ACCESSORIES REQUIRED FOR PROPER OPERATION INCLUDING LONG LINE SET.
5. PROVIDE GUY GRAY MODEL DB350/DB3D DRYER VENT BOX AT ALL DRYER LOCATIONS. NOTE TOP FLOOR SHALL ROUTE THRU FLOOR BELOW.
6. GENERALLY CENTER GRILLES/REGISTERS IN WALLS, OVER DOORS, ALIGN WITH WINDOWS, ETC.
7. MAINTAIN 3 FT. FROM EXHAUST/VENTS TO BUILDING OPENINGS.
8. ROUTE AHU CONDENSATE INDIRECT TO FLOOR DRAINS IN AHU CLOSETS.
9. EXHAUST FANS AT TOP FLOOR MAY VENT TO ROOF.
10. SE RA GRILLE AT HVAC CLOSET AS CRD ACCESS, POSITION CORRECTLY. SIZE MAY VARY WITH SAME AREA.
11. TOP FLOOR DUCTS SHALL BE BELOW THE ATTIC INSULATION SHALL BE R-8 INSULATED AND SEALED TO PREVENT CONDENSATION.
12. TOP FLOOR EXHAUST VENT TO ROUTE THROUGH ROOF OR SIDEWALL OF HIGH ROOF TRANSITION.
13. DRAIN AHUs AND DSS TO FLOOR DRAIN, JAN. SINK OR SINK TAILPIECE.

ARCHITECTURE
LANDSCAPE ARCHITECTURE
ENERGY SERVICES

NSPJ ARCHITECTS, Inc.
3515 W. 75TH ST., SUITE 201
PRAIRIE VILLAGE, KS 66208

P. 913.831.1415
F. 913.831.1563
NSPJARCH.COM

© COPYRIGHT 2023

STATE OF MISSOURI
RICHARD R. BEARDMORE
NUMBER
PROFESSIONAL ENGINEER

03/15/2023

A NEW RESIDENTIAL COMMUNITY AT:

TRILOGY

800 & 810 NW WARD RD. | LEE'S SUMMIT, MO

DRAWING RELEASE LOG
• 03.15.2023 - PERMIT SUBMITTAL

△REVISIONS

LS&A
Lattimer Sommers & Associates P.A.
CONSULTING ENGINEERS
3639 SW Summerfield Drive, Suite A
Topeka, Kansas 6614-3974
8625 College Boulevard, Suite 103
Overland Park, Kansas 66210
Telephone: (785) 233-3232
Email: lsapa@lsapa.com
LSA PROJECT NO. 2204061

JOB NO. 705921 DATE 03.15.2023
DRAWN BY LSA CAD
4/11/2023 CITY COMMENTS
SHEET NAME UNIT PLANS - HVAC

SHEET NO. M2.01

4/13/2023 5:09:48 PM

ARCH E1.30" x 42"

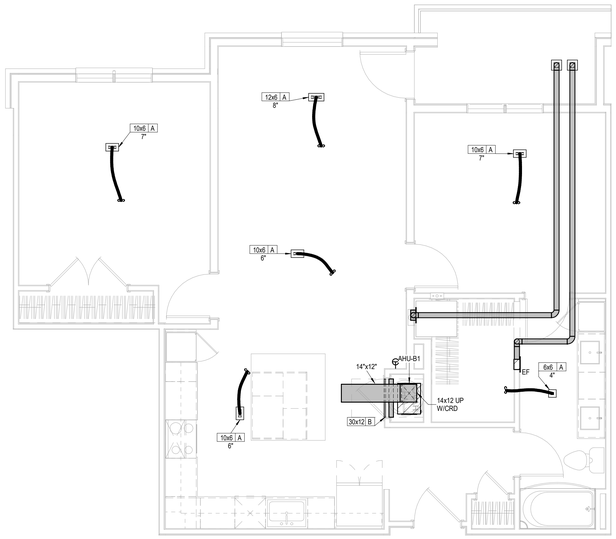

1 UNIT B1 ALT
HVAC
1/4" = 1'-0"

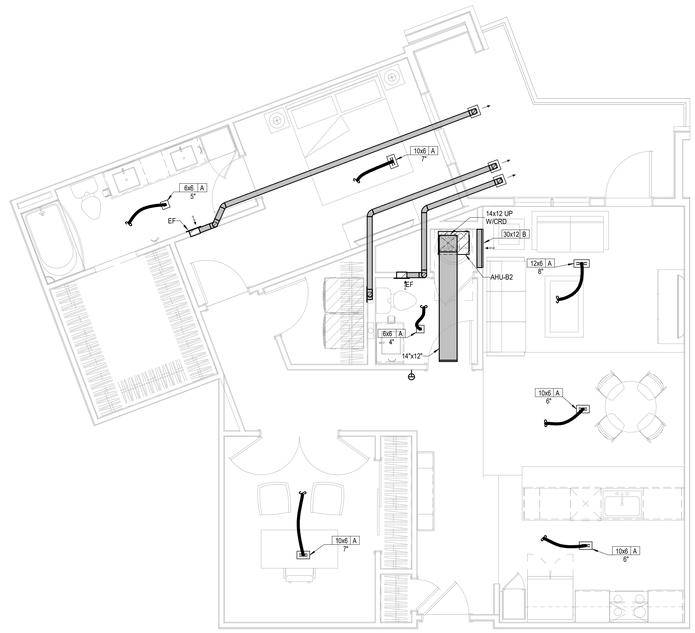

2 UNIT B2
HVAC
1/4" = 1'-0"

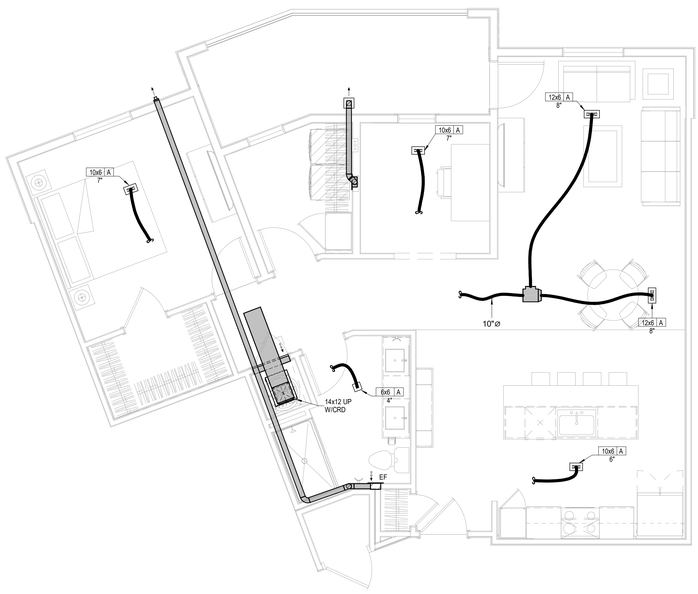

3 UNIT B3
HVAC
1/4" = 1'-0"

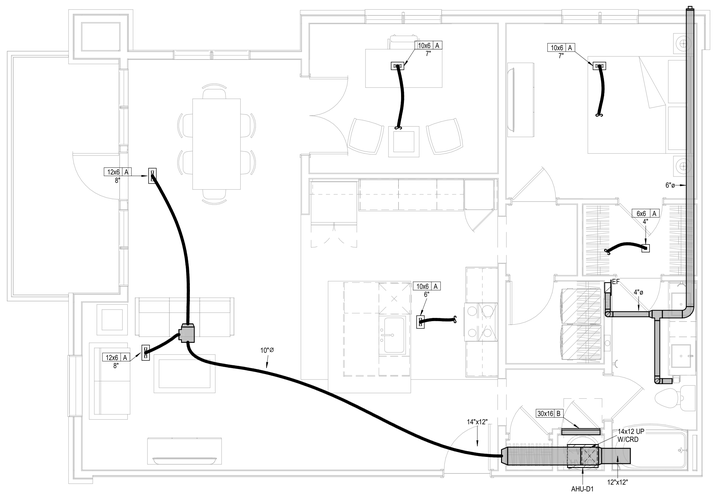

4 UNIT B4
HVAC
1/4" = 1'-0"

UNIT MECHANICAL NOTES:
1. ALL TYPE "A" SUPPLY REGISTERS HAVE A UL555C CEILING RADIATION DAMPER UNLESS NOTED OTHERWISE. PROVIDE CRD UNLESS NOTED 0THERWISE AT AHU DISCHARGE AND RATED MEMBRANE.
2. PROVIDE MANUFACTURER REQUIRED CLEARANCES FOR AHU'S AND WATER HEATERS.
3. ALL CONDENSING UNITS ARE ROOF MOUNTED.
4. MANUFACTURER SHALL PROVIDE ANY ACCESSORIES REQUIRED FOR PROPER OPERATION INCLUDING LONG LINE SET.
5. PROVIDE GUY GRAY MODEL DB350/DB3D DRYER VENT BOX AT ALL DRYER LOCATIONS. NOTE TOP FLOOR SHALL ROUTE THRU FLOOR BELOW.
6. GENERALLY CENTER GRILLES/REGISTERS IN WALLS, OVER DOORS, ALIGN WITH WINDOWS, ETC.
7. MAINTAIN 3 FT. FROM EXHAUST/VENTS TO BUILDING OPENINGS.
8. ROUTE AHU CONDENSATE INDIRECT TO FLOOR DRAINS IN AHU CLOSETS.
9. EXHAUST FANS AT TOP FLOOR MAY VENT TO ROOF.
10. SE RA GRILLE AT HVAC CLOSET AS CRD ACCESS, POSITION CORRECTLY. SIZE MAY VARY WITH SAME AREA.
11. TOP FLOOR DUCTS SHALL BE BELOW THE ATTIC INSULATION SHALL BE R-8 INSULATED AND SEALED TO PREVENT CONDENSATION.
12. TOP FLOOR EXHAUST VENT TO ROUTE THROUGH ROOF OR SIDEWALL OF HIGH ROOF TRANSITION.
13. DRAIN AHUs AND DSS TO FLOOR DRAIN, JAN. SINK OR SINK TAILPIECE.

ARCHITECTURE
LANDSCAPE ARCHITECTURE
ENERGY SERVICES

NSPJ ARCHITECTS, Inc.
3515 W. 75TH ST., SUITE 201
PRAIRIE VILLAGE, KS 66208

P. 913.831.1415
F. 913.831.1563
NSPJARCH.COM

© COPYRIGHT 2023

STATE OF MISSOURI
RICHARD R. BEARDMORE
NUMBER
PROFESSIONAL ENGINEER

03/15/2023

A NEW RESIDENTIAL COMMUNITY AT:

TRILOGY

800 & 810 NW WARD RD. | LEE'S SUMMIT, MO

DRAWING RELEASE LOG
• 03.15.2023 - PERMIT SUBMITTAL

△ REVISIONS

LS&A
Latimer Sommers & Associates P.A.
CONSULTING ENGINEERS
3639 SW Summerfield Drive, Suite A
Topeka, Kansas 6614-3974
8625 College Boulevard, Suite 103
Overland Park, Kansas 66210
Telephone: (785) 233-3232
Email: lsapa@lsapa.com
LSA PROJECT NO. 2204061

JOB NO. 705921 | DATE 03.15.2023
DRAWN BY LSA CAD
4/11/2023 CITY COMMENTS
SHEET NAME UNIT PLANS - HVAC
SHEET NO. M2.02

4/13/2023 5:09:52 PM

ARCH E1.30" x 42"

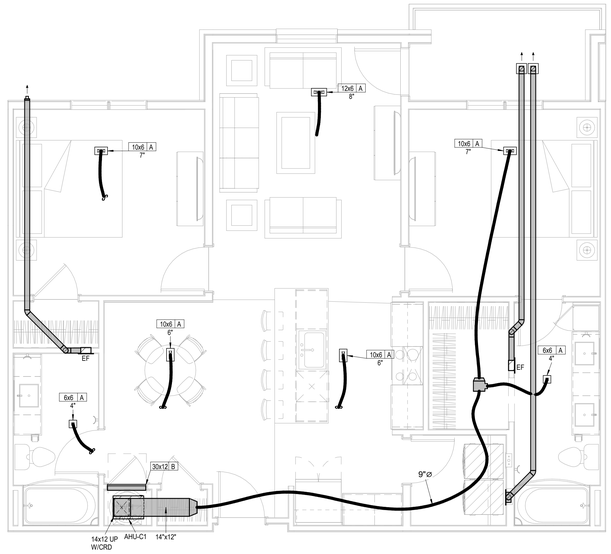

1 UNIT C1
HVAC
1/4" = 1'-0"
C1 ALT SIMILAR

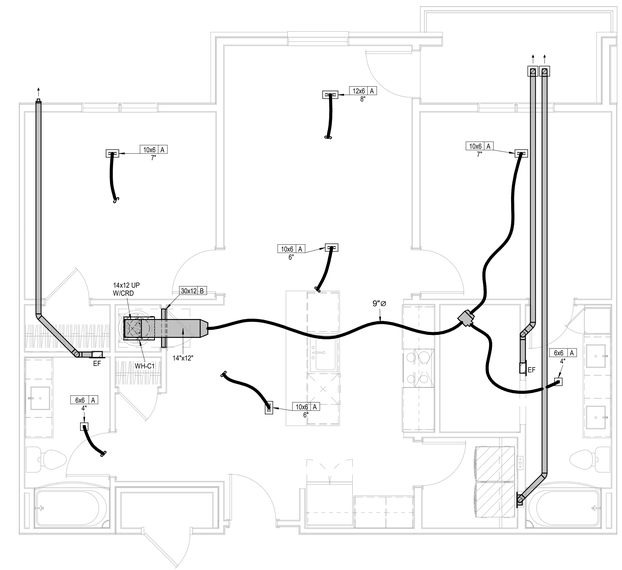

3 UNIT C1 ALT 2
HVAC
1/4" = 1'-0"

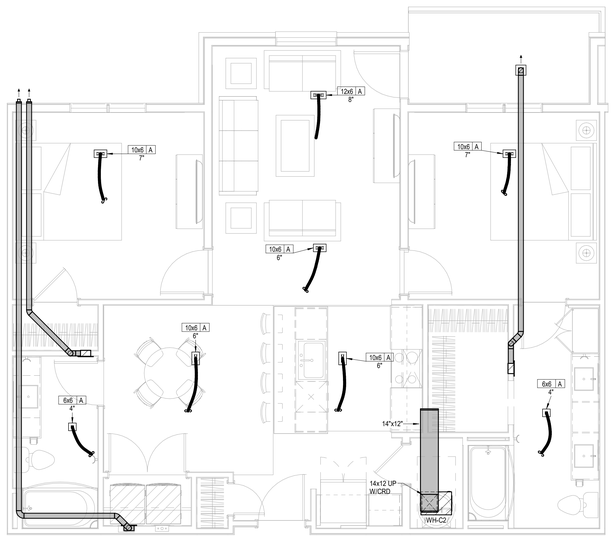

4 UNIT C1 TYPE A
HVAC
1/4" = 1'-0"

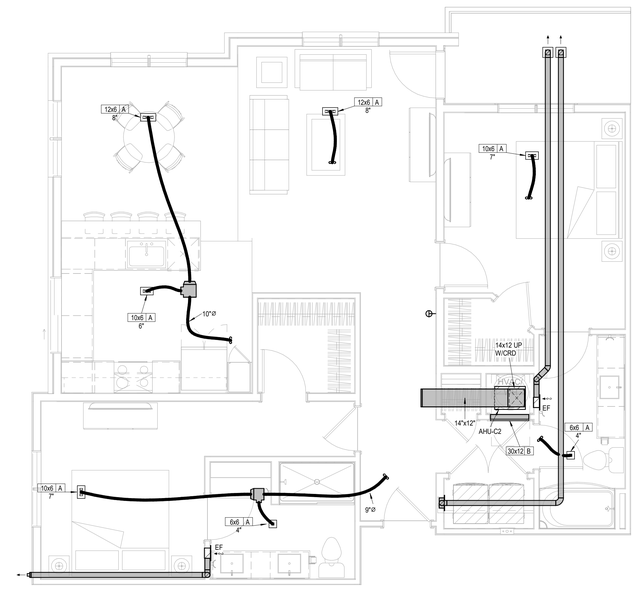

5 UNIT C2
HVAC
1/4" = 1'-0"

UNIT MECHANICAL NOTES:	
1.	ALL TYPE "A" SUPPLY REGISTERS HAVE A UL555C CEILING RADIATION DAMPER UNLESS NOTED OTHERWISE. PROVIDE CRD UNLESS NOTED 0THERWISE AT AHU DISCHARGE AND RATED MEMBRANE.
2.	PROVIDE MANUFACTURER REQUIRED CLEARANCES FOR AHU'S AND WATER HEATERS.
3.	ALL CONDENSING UNITS ARE ROOF MOUNTED.
4.	MANUFACTURER SHALL PROVIDE ANY ACCESSORIES REQUIRED FOR PROPER OPERATION INCLUDING LONG LINE SET.
5.	PROVIDE GUY GRAY MODEL DB350/DB3D DRYER VENT BOX AT ALL DRYER LOCATIONS. NOTE TOP FLOOR SHALL ROUTE THRU FLOOR BELOW.
6.	GENERALLY CENTER GRILLES/REGISTERS IN WALLS, OVER DOORS, ALIGN WITH WINDOWS, ETC.
7.	MAINTAIN 3 FT. FROM EXHAUST/VENTS TO BUILDING OPENINGS.
8.	ROUTE AHU CONDENSATE INDIRECT TO FLOOR DRAINS IN AHU CLOSETS.
9.	EXHAUST FANS AT TOP FLOOR MAY VENT TO ROOF.
10.	SE RA GRILLE AT HVAC CLOSET AS CRD ACCESS, POSITION CORRECTLY. SIZE MAY VARY WITH SAME AREA.
11.	TOP FLOOR DUCTS SHALL BE BELOW THE ATTIC INSULATION SHALL BE R-8 INSULATED AND SEALED TO PREVENT CONDENSATION.
12.	TOP FLOOR EXHAUST VENT TO ROUTE THROUGH ROOF OR SIDEWALL OF HIGH ROOF TRANSITION.
13.	DRAIN AHUs AND DSS TO FLOOR DRAIN, JAN. SINK OR SINK TAILPIECE.

ARCHITECTURE
LANDSCAPE ARCHITECTURE
ENERGY SERVICES
NSPJ
ARCHITECTS, Inc.
3515 W. 75TH ST., SUITE 201
PRAIRIE VILLAGE, KS 66208
P. 913.831.1415
F. 913.831.1563
NSPJARCH.COM
© COPYRIGHT 2023

STATE OF MISSOURI
REGISTERED
RICHARD R. BEARDMORE
NUMBER
PROFESSIONAL ENGINEER
03/15/2023

A NEW RESIDENTIAL COMMUNITY AT:
TRILOGY
800 & 810 NW WARD RD. | LEE'S SUMMIT, MO

DRAWING RELEASE LOG
• 03.15.2023 - PERMIT SUBMITTAL

△REVISIONS

LS&A
Lattimer Sommers & Associates P.A.
CONSULTING ENGINEERS
3639 SW Summerfield Drive, Suite A
Topeka, Kansas 6614-3974
8625 College Boulevard, Suite 102
Overland Park, Kansas 66210
Telephone: (785) 233-3232
Email: lsapa@lsapa.com
LSA PROJECT NO. 2204061

JOB NO. 705921
DATE 03.15.2023
DRAWN BY LSA CAD
4/11/2023 CITY COMMENTS
SHEET NAME UNIT PLANS - HVAC
SHEET NO. M2.03

4/13/2023 5:05:56 PM

ARCH E1.30" x 42"

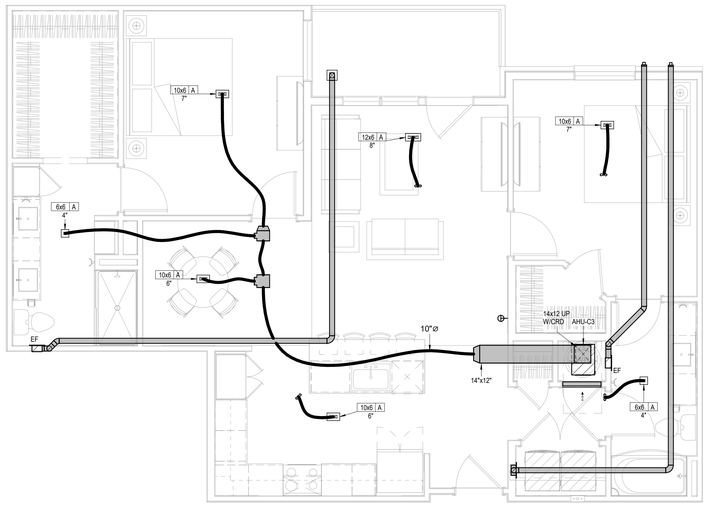

1 **UNIT C3**
HVAC
1/4" = 1'-0"

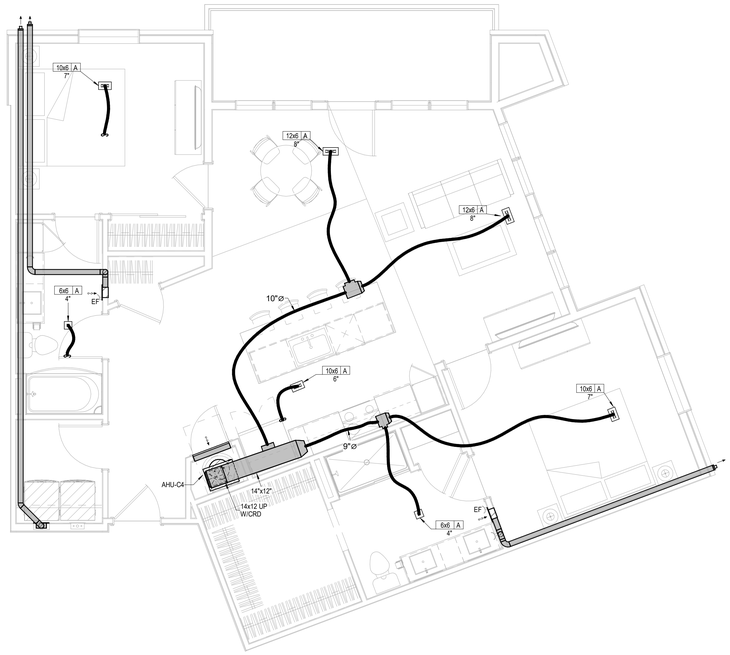

2 **UNIT C4**
HVAC
1/4" = 1'-0"

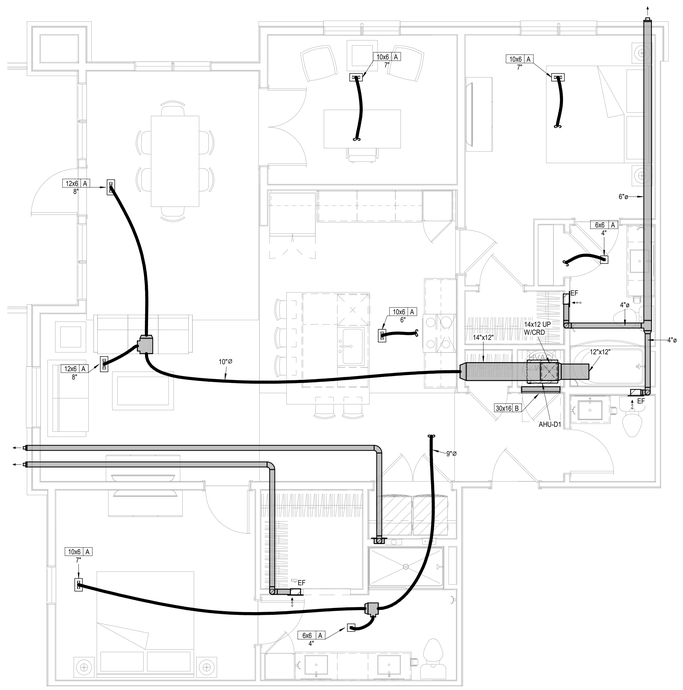

3 **UNIT D1**
HVAC
1/4" = 1'-0"
D1 ALT 2 SIMILAR

UNIT MECHANICAL NOTES:	
1.	ALL TYPE "A" SUPPLY REGISTERS HAVE A UL555C CEILING RADIATION DAMPER UNLESS NOTED OTHERWISE. PROVIDE CRD UNLESS NOTED OTHERWISE AT AHU DISCHARGE AND RATED MEMBRANE.
2.	PROVIDE MANUFACTURER REQUIRED CLEARANCES FOR AHU'S AND WATER HEATERS.
3.	ALL CONDENSING UNITS ARE ROOF MOUNTED.
4.	MANUFACTURER SHALL PROVIDE ANY ACCESSORIES REQUIRED FOR PROPER OPERATION INCLUDING LONG LINE SET.
5.	PROVIDE GUY GRAY MODEL DB350/DB3D DRYER VENT BOX AT ALL DRYER LOCATIONS. NOTE TOP FLOOR SHALL ROUTE THRU FLOOR BELOW.
6.	GENERALLY CENTER GRILLES/REGISTERS IN WALLS, OVER DOORS, ALIGN WITH WINDOWS, ETC.
7.	MAINTAIN 3 FT. FROM EXHAUST/VENTS TO BUILDING OPENINGS.
8.	ROUTE AHU CONDENSATE INDIRECT TO FLOOR DRAINS IN AHU CLOSETS.
9.	EXHAUST FANS AT TOP FLOOR MAY VENT TO ROOF.
10.	SE RA GRILLE AT HVAC CLOSET AS CRD ACCESS, POSITION CORRECTLY. SIZE MAY VARY WITH SAME AREA.
11.	TOP FLOOR DUCTS SHALL BE BELOW THE ATTIC INSULATION SHALL BE R-8 INSULATED AND SEALED TO PREVENT CONDENSATION.
12.	TOP FLOOR EXHAUST VENT TO ROUTE THROUGH ROOF OR SIDEWALL OF HIGH ROOF TRANSITION.
13.	DRAIN AHUs AND DSS TO FLOOR DRAIN, JAN. SINK OR SINK TAILPIECE.

ARCHITECTURE
LANDSCAPE ARCHITECTURE
ENERGY SERVICES

NSPJ
ARCHITECTS, Inc.
3515 W. 75TH ST., SUITE 201
PRAIRIE VILLAGE, KS 66208

P. 913.831.1415
F. 913.831.1563
NSPJARCH.COM
© COPYRIGHT 2023

STATE OF MISSOURI
NUMBER
RICHARD R. BEARDMORE
PROFESSIONAL ENGINEER
03/15/2023

A NEW RESIDENTIAL COMMUNITY AT:
TRILOGY
800 & 810 NW WARD RD. | LEE'S SUMMIT, MO

DRAWING RELEASE LOG
• 03.15.2023 - PERMIT SUBMITTAL

△REVISIONS

LS&A
Latimer Sommers & Associates P.A.
CONSULTING ENGINEERS
3639 SW Summerfield Drive, Suite A
Topeka, Kansas 6614-3974
8625 College Boulevard, Suite 102
Overland Park, Kansas 66210
Telephone: (785) 233-3232
Email: lsapa@lsapa.com
LSA PROJECT NO. 2204061

JOB NO. 705921
DATE 03.15.2023
DRAWN BY LSA CAD
4/11/2023 CITY COMMENTS
SHEET NAME UNIT PLANS - HVAC
SHEET NO. M2.04

4/13/2023 5:05:59 PM

ARCH E1.30" x 42"

UNIT MECHANICAL NOTES:	
1.	ALL TYPE "A" SUPPLY REGISTERS HAVE A UL555C CEILING RADIATION DAMPER UNLESS NOTED OTHERWISE. PROVIDE CRD UNLESS NOTED OTHERWISE AT AHU DISCHARGE AND RATED MEMBRANE.
2.	PROVIDE MANUFACTURER REQUIRED CLEARANCES FOR AHU'S AND WATER HEATERS.
3.	ALL CONDENSING UNITS ARE ROOF MOUNTED.
4.	MANUFACTURER SHALL PROVIDE ANY ACCESSORIES REQUIRED FOR PROPER OPERATION INCLUDING LONG LINE SET.
5.	PROVIDE GUY GRAY MODEL DB350/DB3D DRYER VENT BOX AT ALL DRYER LOCATIONS. NOTE TOP FLOOR SHALL ROUTE THRU FLOOR BELOW.
6.	GENERALLY CENTER GRILLES/REGISTERS IN WALLS, OVER DOORS, ALIGN WITH WINDOWS, ETC.
7.	MAINTAIN 3 FT. FROM EXHAUST/VENTS TO BUILDING OPENINGS.
8.	ROUTE AHU CONDENSATE INDIRECT TO FLOOR DRAINS IN AHU CLOSETS.
9.	EXHAUST FANS AT TOP FLOOR MAY VENT TO ROOF.
10.	SE RA GRILLE AT HVAC CLOSET AS CRD ACCESS. POSITION CORRECTLY. SIZE MAY VARY WITH SAME AREA.
11.	TOP FLOOR DUCTS SHALL BE BELOW THE ATTIC INSULATION SHALL BE R-8 INSULATED AND SEALED TO PREVENT CONDENSATION.
12.	TOP FLOOR EXHAUST VENT TO ROUTE THROUGH ROOF OR SIDEWALL OF HIGH ROOF TRANSITION.
13.	DRAIN AHUs AND DSS TO FLOOR DRAIN, JAN. SINK OR SINK TAILPIECE.

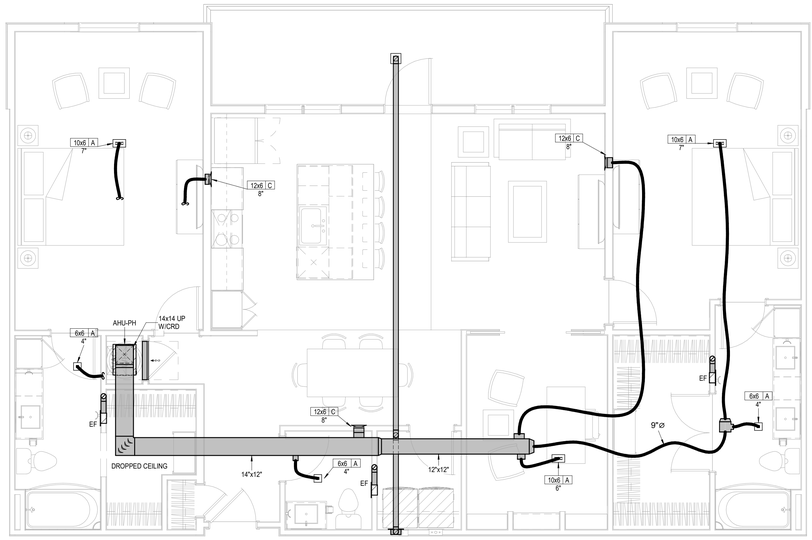

1 PENTHOUSE
HVAC
1/4" = 1'-0"

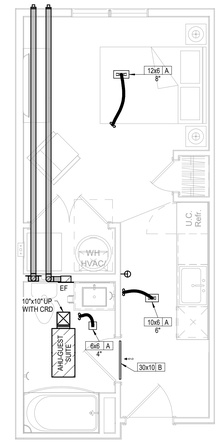

2 UNIT - GUEST SUITE
HVAC
1/4" = 1'-0"

ARCHITECTURE
LANDSCAPE ARCHITECTURE
ENERGY SERVICES
NSPJ
ARCHITECTS, Inc.
3515 W. 75TH ST., SUITE 201
PRAIRIE VILLAGE, KS 66208
P. 913.831.1415
F. 913.831.1563
NSPJARCH.COM
© COPYRIGHT 2023

STATE OF MISSOURI
RICHARD R. BEARDMORE
NUMBER
PROFESSIONAL ENGINEER

03/15/2023

A NEW RESIDENTIAL COMMUNITY AT:
TRILOGY
800 & 810 NW WARD RD. | LEE'S SUMMIT, MO

DRAWING RELEASE LOG
- 03.15.2023 - PERMIT SUBMITTAL

△ REVISIONS

LS&A
Latimer Sommers & Associates P.A.
CONSULTING ENGINEERS
3639 SW Summerfield Drive, Suite A
Topeka, Kansas 66614-3974
8625 College Boulevard, Suite 102
Overland Park, Kansas 66210
Telephone: (785) 233-3232
Email: lsapa@lsapa.com
LSA PROJECT NO. 2204061

JOB NO. 705921
DATE 03.15.2023
DRAWN BY LSA CAD
4/11/2023 CITY COMMENTS
SHEET NAME UNIT PLANS - HVAC
SHEET NO. M2.05

4/13/2023 9:10:01 PM

ARCH E1 30" x 42"

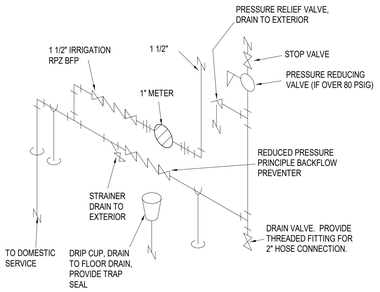

RADON SYSTEM COMPONENTS

CONTRACTOR TO PROVIDE THE FOLLOWING ITEMS TO PROVIDE THE INFRASTRUCTURE FOR A FUTURE RADON EVACUATION SYSTEM.

1) PROVIDE 4" PERFORATED PVC TUBES IN THE SLAB GRANULAR FILL ON ~25 FT CENTERS ACROSS THE EXTENT OF ALL SLABS ON GRADE INCLUDING THE PERIMETER INTERCONNECTED AS TO ALLOW AIRFLOW BETWEEN ALL TUBES.
2) TUBES SHALL CONNECT TO A HARD PVC PIPE CONNECTION THAT EXTENDS UP THROUGH THE SLAB THROUGH THE ROOF AT 12" ABOVE THE ROOF IN AS STRAIGHT OF A PATH AS POSSIBLE. THIS TUBE SHALL BE AIRTIGHT. THIS SHALL OCCUR IN TWO PLACES ON EACH BUILDING ROUGHLY AT THIRD POINTS ACROSS ITS LENGTH.
3) CAP TUBE AT ROOF AND MARK AS "FUTURE RADON SYSTEM ".
4) ELECTRICAL CONTRACTOR SHALL PROVIDE A JUNCTION BOX IN THE ATTIC JUST BELOW EACH ROOF PENETRATION AND #12 WIRING BACK TO THE NEAREST HOUSE PANEL. CAPPED AND LABELED AS "FUTURE RADON SYSTEM " FANSEACH WIRING RUN CAN BE SEPARATE OR TOGETHER.

1 DOMESTIC WATER RISER
NOT TO SCALE

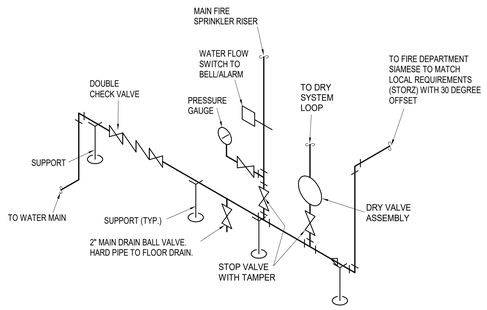

2 FIRE SUPPRESSION ENTRANCE DETAIL
NOT TO SCALE

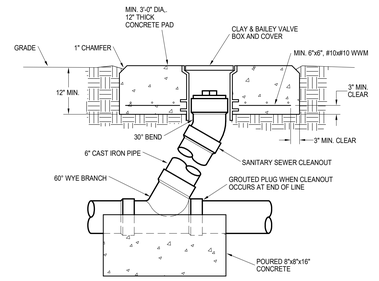

3 FLUSH GRADE CLEANOUT DETAIL
NOT TO SCALE

NOTES:

WATER IN PIT DRAINS INTO SUMP AND IS DISCHARGED TO GRADE. THIS IS AN ELECTRIC ELEVATOR SO NO HYDRAULIC FLUID IS PRESENT.

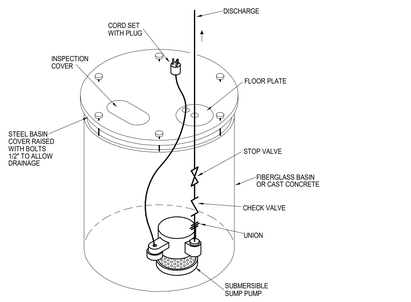

4 ELEVATOR SUMP PUMP DETAIL
NOT TO SCALE

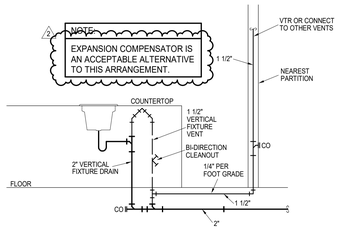

5 ISLAND VENT DETAIL
NOT TO SCALE

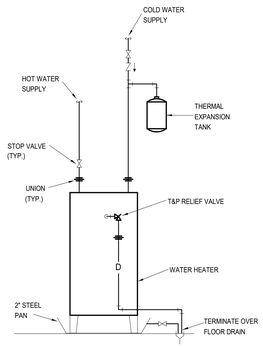

6 ELECTRIC WATER HEATER DETAIL WITH EXP TANK
NOT TO SCALE

NOTES:

1. Floor-Ceiling Assembly The fire-rated solid or trussed lumber joist floor-ceiling assembly shall be constructed of the materials and in the manner specified in the individual L500 Series Floor-Ceiling Designs in the UL Fire Resistance Directory. The general construction details of the floor-ceiling assembly are summarized below:
   A. Flooring System Lumber or plywood subfloor with finish floor of lumber, plywood or Floor Topping Mixture* as specified in the individual Floor-Ceiling Design. Max diam of floor opening is 3 in.
   B. Wood Joists Nom 2 by 10 in. lumber joists spaced 16 in. OC with nom 1 by 3 in. lumber bridging and with ends firestopped. As an alternate to lumber joists, nom 10 in. deep (or deeper) lumber, steel or combination lumber and steel joists, trusses or Structural Wood Members* with bridging as required with ends firestopped.
   C. Furring Channels (Not shown) - Resilient galv steel furring installed perpendicular to wood joists (Item 1B) between wallboard (Item 1D) and wood joists as required in the individual Floor-Ceiling Design.
   D. Gypsum Board* Nom 4 ft wide by 5/8 in. thick as specified in the individual Floor-Ceiling Design.
2. Chase Wall The through penetrant (Item 3) shall be routed through a 1 hr fire-rated single, double or staggered wood stud/gypsum wallboard chase wall constructed of the materials and in the manner specified in the individual U300 Series Wall and Partition Designs in the UL Fire Resistance Directory and shall include the following construction features:
   A. Studs Nom 2 by 4 in. lumber studs.
   B. Sole Plate Nom 2 by 4 in. lumber plates.
   C. Top Plate The double top plate shall consist of two nom 2 by 4 in. lumber plates. Max diam of opening is 3 in.
   D. Gypsum Board* Thickness, type, number of layers and fasteners shall be as specified in individual Wall and Partition Design.
3. Through - Penetrants One nonmetallic pipe to be installed either eccentrically or concentrically within the firestop system. The annular space between the through penetrant and the periphery of the opening shall be a min 0 in. (point contact) to a max of 5/8 in. Pipe to be rigidly supported on both sides of the floor-ceiling assembly. The following types and sizes of nonmetallic pipes may be used.
   A. Polyvinyl Chloride (PVC) Pipe Nom 2 in. diam (or smaller) Schedule 40 cellular or solid core PVC pipe for use in closed (process or supply) or vented (drain, waste, or vent) piping systems.
   B. Acrylonitrile Butadine Styrene (ABS) Pipe Nom 2 in diam (or smaller) Schedule 40 cellular or solid core ABS pipe for use in closed (process or supply) or vented (drain, waste or vent) piping systems.
   C. Chlorinated Polyvinyl Chloride (CPVC) Pipe Nom 2 in. diam (or smaller) SDR17 CPVC pipe for use in closed (process or supply) or vented (drain, waste or vent) piping systems.
4. Fill, Void or Cavity Material* -- Sealant Min 3/4 in. thickness of fill material applied within the annulus, flush with top surface of floor and flush with bottom surface of lower top plate.
   HILTI CONSTRUCTION CHEMICALS, DIV OF HILTI INC - FS - ONE Sealant

*Bearing the UL Classification Marking

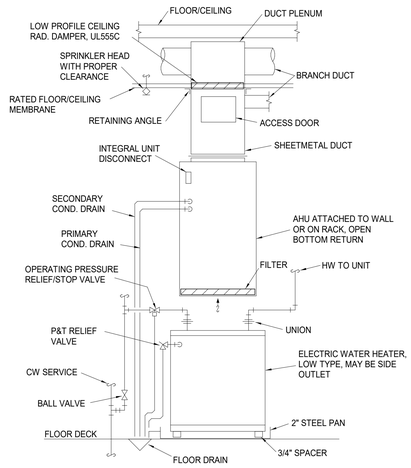

7 APARTMENT AHU/WATER HEATER
NOT TO SCALE

NOTES:

1. Floor-Ceiling Assembly The 1 hr fire-rated solid or trussed lumber joist floor-ceiling assembly shall be constructed of the materials and in the manner specified in the individual L500 Series Floor-Ceiling Designs in the UL Fire Resistance Directory. The general construction features of the floor-ceiling assembly are summarized below:

   A. Flooring System Lumber or plywood subfloor with finish floor of lumber, plywood or Floor Topping Mixture* as specified in the individual Floor-Ceiling Design. Max diam of opening shall be 5 in.

   B. Wood Joist* Nom 10 in. deep (or deeper) lumber, steel or combination lumber and steel joists, trusses or Structural Wood Members* with bridging as required and with ends firestopped.

   C. Gypsum Board* Nom 5/8 in. thick, 4 ft wide as specified in the individual Floor-Ceiling Design.
2. Closet Flange Acrylonitrile butadiene styrene (ABS) or polyvinyl chloride (PVC) closet stub sized to accommodate drain pipe. Closet flange installed over drain piping within floor opening with flange secured to plywood floor with steel screws. Diam of circular opening through flooring (Item 1A) to be max ½ in. larger than outside diam of closet flange.
3. Drain Piping Nom 4 in. diam (on smaller) Schedule 40 acrylonitrile butadiene styrene (ABS) or polyvinyl chloride (PVC) drain pipe and 90 degree elbow for use in vented (drain, waste or vent) piping systems. Pipe installed concentrically within firestop system.
4. Fill, Void or Cavity Materials*--Sealant Min 3/4 in. thickness of fill material applied within the annulus, flush with the bottom surface of floor.
   HILTI CONSTRUCTION CHEMICALS, DIV OF HILTI INC -- FS-ONE Sealant
5. Water Closet (Not Shown)--Floor mounted vitreous china water closet.
   *Bearing the UL Classification Mark

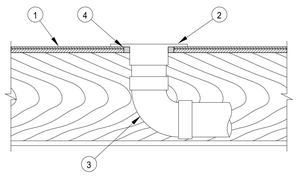

8 FIRE RATED PENETRATION DETAIL
NO SCALE — SYSTEM FC-2203

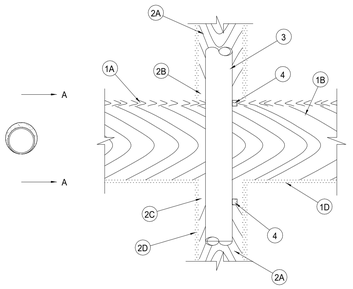

9 FIRE RATED PENETRATION DETAIL
NO SCALE — SYSTEM FC-2142

NSPJ ARCHITECTS, Inc.
ARCHITECTURE LANDSCAPE ARCHITECTURE ENERGY SERVICES
P. 913.831.1415
F. 913.831.1563
NSPJARCH.COM
© COPYRIGHT 2023

STATE OF MISSOURI — RICHARD R. BEARDMORE — NUMBER A-2007018766 — PROFESSIONAL ENGINEER
04/28/2023

A NEW RESIDENTIAL COMMUNITY AT:
TRILOGY
800 & 810 NW WARD RD. | LEE'S SUMMIT, MO

DRAWING RELEASE LOG
• 03.15.2023 - PERMIT SUBMITTAL

REVISIONS
2 23 0428 ADD 1CC 2

LS&A Latimer Sommers & Associates P.A.
CONSULTING ENGINEERS
3639 SW Summerfield Drive, Suite A
Topeka, Kansas 6614-3974
8625 College Boulevard, Suite 103
Overland Park, Kansas 66210
Telephone: (785) 233-3232
Email: lsapa@lsapa.com
LSA PROJECT NO. 2204061

JOB NO. 705921 DATE 03.15.2023
DRAWN BY LSA CAD
4/28/2023 ADDENDUM 1/ CITY COMMENTS #2
SHEET NAME MECHANICAL DETAILS
SHEET NO. MP1.01

5/1/2023 3:50:39 PM

ARCH E1.30" x 42"

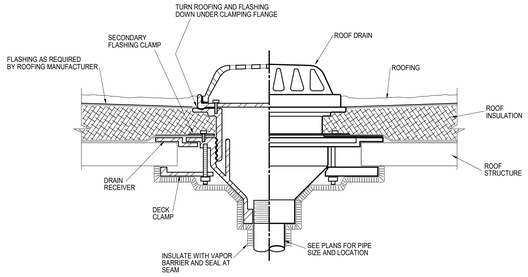

1 ROOF DRAIN DETAIL
NOT TO SCALE

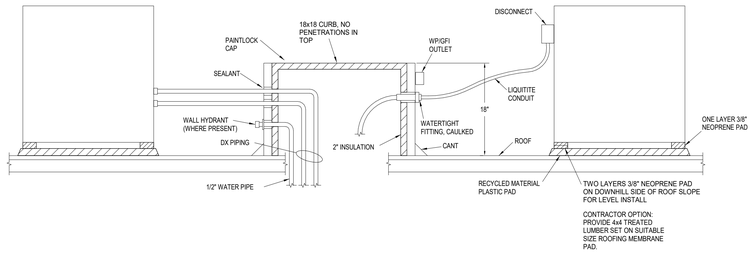

2 ROOF MOUNTED CONDENSING UNIT DETAIL
NOT TO SCALE

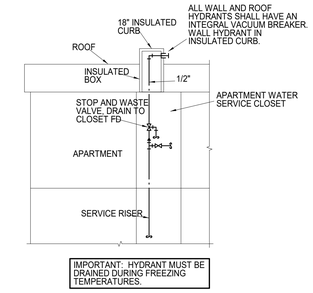

3 ROOF WATER HYDRANT DETAIL
NOT TO SCALE

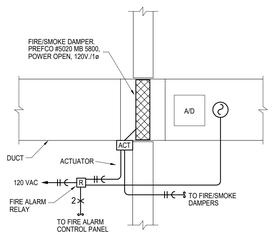

4 FIRE/SMOKE DAMPER DETAIL
NOT TO SCALE

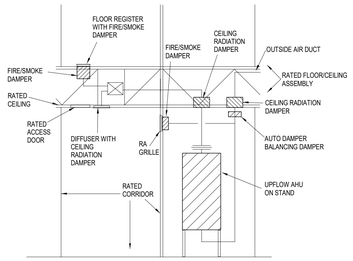

5 CORRIDOR AHU DETAIL
NOT TO SCALE

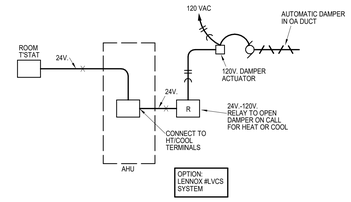

6 OUTSIDE AIR DAMPER CONTROL SCHEMATIC HVAC
NOT TO SCALE

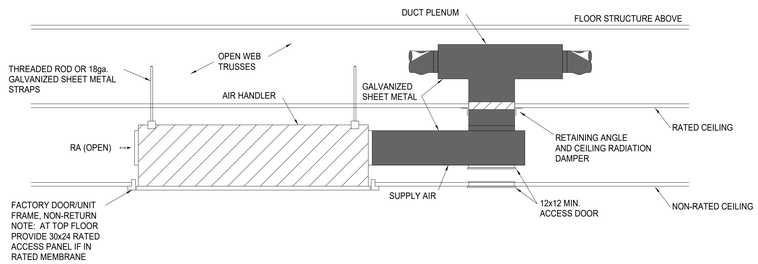

7 RECESSED LOW PROFILE AHU
NOT TO SCALE

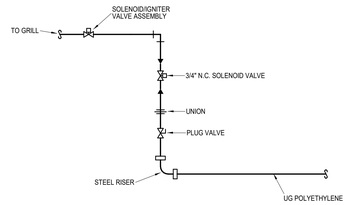

PIPING SCHEMATIC

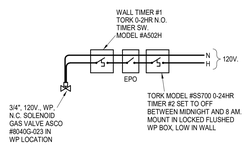

CONTROL SCHEMATIC
(GRILL)

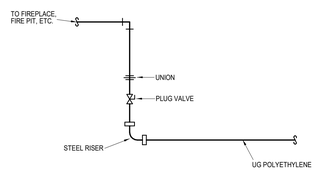

PIPING SCHEMATIC

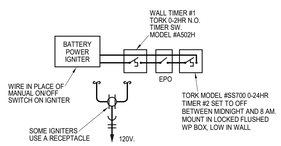

CONTROL SCHEMATIC
(FIRE PIT)

8 GAS GRILL/FIRE PIT DETAIL
NOT TO SCALE

ARCHITECTURE
LANDSCAPE ARCHITECTURE
ENERGY SERVICES
NSPJ
ARCHITECTS, Inc.
3515 W. 75TH ST., SUITE 201
PRAIRIE VILLAGE, KS 66208
P. 913.831.1415
F. 913.831.1563
NSPJARCH.COM

© COPYRIGHT 2023

STATE OF MISSOURI
RICHARD R. BEARDMORE
NUMBER
PROFESSIONAL ENGINEER

03/15/2023

A NEW RESIDENTIAL COMMUNITY AT:

TRILOGY

800 & 810 NW WARD RD. | LEE'S SUMMIT, MO

DRAWING RELEASE LOG
• 03.15.2023 - PERMIT SUBMITTAL

△ REVISIONS

LS&A
Latimer Sommers & Associates P.A.
CONSULTING ENGINEERS
3639 SW Summerfield Drive, Suite A
Topeka, Kansas 6614-3974
8625 College Boulevard, Suite 103
Overland Park, Kansas 66210
Telephone: (785) 233-3232
Email: lsapa@lsapa.com
LSA PROJECT NO. 2204061

JOB NO. 705921
DATE 03.15.2023
DRAWN BY LSA CAD
4/11/2023 CITY COMMENTS
SHEET NAME MECHANICAL DETAILS
SHEET NO. MP1.02

4/13/2023 9:10:09 PM

ARCH E1 30" x 42"

PREFCO
JOHNSONTECH AIR CONTROL INC.

Ceiling Radiation Damper
3 Hour Rated
For Use in Static Systems
Models 5680 Submittal

Filename: Prefco Submittal 5680 Rev 27/12/14

Application

The Model 5680 provides fire and heat radiation protection of HVAC penetrations in any floor/ceiling and roof/ceiling assemblies with restrained or unrestrained ratings of 3 hours or less. Standard fire dampers (1 1/2 & 3 hr.) do not provide the required protection.

Standard Construction

- **Frame**
  21 GA Galvanized Steel
- **Blades - Full Length Hinge**
  21 GA Galvanized Steel
- **Closure Springs**
  Stainless Steel
- **Fusible Link - UL-33**
  UL Listed 212F (standard) 165 F (optional)
  McCabe Link (optional)
- **Insulation (blade)**
  Ceramic Fiber

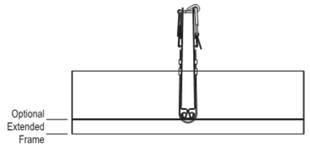

Standard Sizes (duct)	
Minimum	*4 1/2" x 4 1/2"*
Maximum	*24" wide or 30" long - 576 sq. in. total max.*

NOTES:
- Dampers are fabricated 3/16" under ordered diameter for clearance
- Approved for use in any UL Fire Resistance Directory Series Designs
- For 2 hour rating, refer to Model 5660

Model 5680 meets or complies with the following as a ceiling radiation damper.

- **NFPA Standards**
- **All major building codes, including BOCA, ICBO/UBC, SBCCI & ICC International Code**

- UL 555C Listing 3 Hour - File #R7365
- CA State Fire Marshall - #3225-1518-103

High Free Area Design
Optional Volume Control Device (5965)

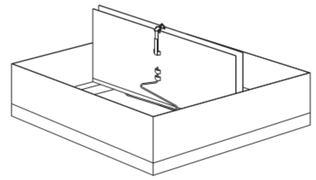

A dim. is always width of blades

TOP LOAD DRYER

Special provisions for mobile home installations:

The exhaust vent must be securely fastened to a noncombustible portion of the mobile home structure and must not terminate beneath the mobile home. Terminate the exhaust vent outside.

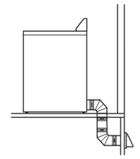

Determine vent path:

- Select route that will provide straightest and most direct path outdoors.
- Plan installation to use fewest number of elbows and turns.
- When using elbows or making turns, allow as much room as possible.
- Bend vent gradually to avoid kinking.
- Use as few 90° turns as possible.

Determine vent length and elbows needed for best drying performance:

- Use following "Vent System Chart" to determine type of vent material and hood combinations acceptable to use.
  NOTE: Do not use vent runs longer than those specified in "Vent System Chart." Exhaust systems longer than those specified will:
  - Shorten life of dryer.
  - Reduce performance, resulting in longer drying times and increased energy usage.

The "Vent System Chart" provides venting requirements that will help achieve best drying performance.

Vent System Chart

Number of 90° turns or elbows	Type of vent	Box/louvered hoods	Angled hoods
0	Rigid metal	64 ft. (20 m)	58 ft. (17.7 m)
1	Rigid metal	54 ft. (16.5 m)	48 ft. (14.6 m)
2	Rigid metal	44 ft. (13.4 m)	38 ft. (11.6 m)
3	Rigid metal	35 ft. (10.7 m)	29 ft. (8.8 m)
4	Rigid metal	27 ft. (8.2 m)	21 ft. (6.4 m)

Vent System Chart
(29" Wide Long Vent WED/WGD4870 and WED/WGD4975 Models Only)

Number of 90° turns or elbows	Type of vent	Box/louvered or angled hoods
0	Rigid metal	160 ft. (48.8 m)
1	Rigid metal	150 ft. (45.7 m)
2	Rigid metal	140 ft. (42.7 m)
3	Rigid metal	130 ft. (39.6 m)
4	Rigid metal	120 ft. (36.6 m)
5	Rigid metal	110 ft. (33.5 m)

INSTALL VENT SYSTEM

1. Install exhaust hood

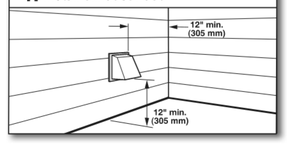

Install exhaust hood and use caulking compound to seal exterior wall opening around exhaust hood.

2. Connect vent to exhaust hood

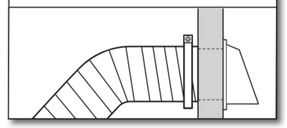

Vent must fit over the exhaust hood. Secure vent to exhaust hood with 4" (102 mm) clamp. Run vent to dryer location using straightest path possible. Avoid 90° turns. Use clamps to seal all joints. Do not use duct tape, screws, or other fastening devices that extend into interior of vent to secure vent, because they can catch lint.

ARCHITECTURE
LANDSCAPE ARCHITECTURE
ENERGY SERVICES
P. 913.831.1415
F. 913.831.1563
NSPJARCH.COM
© COPYRIGHT 2023

NSPJ ARCHITECTS, Inc.
3515 W. 75TH ST., SUITE 201
PRAIRIE VILLAGE, KS 66208

STATE OF MISSOURI
RICHARD R. BEARDMORE
NUMBER
PROFESSIONAL ENGINEER
03/15/2023

A NEW RESIDENTIAL COMMUNITY AT:
TRILOGY
800 & 810 NW WARD RD. | LEE'S SUMMIT, MO

DRAWING RELEASE LOG
• 03.15.2023 - PERMIT SUBMITTAL

△REVISIONS

LS&A
Latimer Sommers & Associates P.A.
CONSULTING ENGINEERS
3639 SW Summerfield Drive, Suite A
Topeka, Kansas 66614-3974
8625 College Boulevard, Suite 102
Overland Park, Kansas 66210
Telephone: (785) 233-3232
Email: lsapa@lsapa.com
LSA PROJECT NO. 2204061

JOB NO. 705921
DATE 03.15.2023
DRAWN BY LSA CAD
4/11/2023 CITY COMMENTS
SHEET NAME MECHANICAL DETAILS
SHEET NO. MP1.03

4/13/2023 9:10:09 PM

ARCH E1 30" x 42"

HVAC SYSTEM SCHEDULE

			AHU											OUTDOOR UNIT					
MARK	**MFGR**	**NOM TON**	**MODEL**	**CFM**	**OA CFM**	**E.S.P.**	**HP**	**SMBH**	**TMBH**	**HEAT CAP**	**ELEC**	**FLA**	**OCP**	**MODEL**	**ELEC**	**FLA**	**OCP**	**SEER**	**NOTES**
APARTMENTS																			
S1, A1	GOODMAN	1 1/2	AWUF1908C14	600		0.5	0.2	12.4	17.4	3.7 KW	208/1	20	30	GSXN3N18	208/1	9	15	14.0	
A2, A3, A4	GOODMAN	1 1/2	AWUF1908C14	600		0.5	0.2	12.4	17.4	5.6 KW	208/1	31	40	GSXN3N18	208/1	9	15	14.0	
B1, B2, B3, C1, C3	GOODMAN	2	AWUF2408C14	750		0.5	0.2	17.2	22.8	5.6 KW	208/1	31	40	GSXN3N24	208/1	12	15	14.0	
B4, C2, C4	GOODMAN	2 1/2	AWUF3010	950		0.5	0.33	21	28.8	7.5 KW	208/1	39	50	GSXN3N30	208/1	17	25	14.0	
D1, PH	GOODMAN	3	AWUF3610	1200		0.5	0.33	24.7	33	7.5 KW	208/1	39	50	GSXN3N36	208/1	20	30	14.0	
COMMON AREAS																			
HH1	GOODMAN	1.5	ARUF25B14	600-750	110	0.3	0.25	13.5	17.8	6 KW	208/1	31	40	GSXN3-0181	208/1	6.7	15	14.0	
HB5, HC1, HC2, HG1, HG2, HG3, HG4	GOODMAN	2	ARUF25B14	800-975	120	0.4	0.33	16.9	23.0	7.2 KW	208/1	37	50	GSXN3-0241	208/1	8.4	15	14.0	
HA1	GOODMAN	2.5	ARUF31B14	1000-1100	130	0.4	0.33	21.0	28.2	7.2 KW	208/1	37	50	GSXN3-0301	208/1	13.8	25	14.0	
HB1, HB2, HB3, HB4, HB6, HE1, HE2, HJ2	GOODMAN	3	ARUF-37C14	1100-1350	160	0.5	0.5	25.8	33.0	7.5 KW	208/1	40	50	GSXN3-037	208/1	15	30	14.0	
HA2, HD1, HD2, HF1, HF2, HJ1	GOODMAN	4	ARUF47D14	1400-1600	250	0.4	0.5	32	45	10.8 KW	208/1	55	70	GSXN3-0481	208/1	21.2	45	14.0	
HB7	GOODMAN	5	ARUF61D14	1750-1980	280	0.4	0.75	40	57	14.4 KW	208/1	73	90	GSXN3-0601	208/1	26.3	50	14.0	
GUEST SUITE	GOODMAN	1.5	ACNF180016	600		0.5	0.2	12.3	16.4	4.3 KW	208/1	25	30	GSXN3-0181	208/1	6.7	15	14.0	
DSS-IT	FUJITSU	1.5	ASU18RLF	540	0	0			18	21 MBH	208/1	W/HP		AOU18RXLFW1	208-240/1	13	25	19	WALL STAT, LOW AMB
DSS-STAIR/MAINT	FUJITSU	2	ASU24RLF	700	0	0			22	25 MBH	208/1	W/HP		AOU24RXLFW1	208-240/1	15.5	25	19	WALL STAT, LOW AMB

COOLING EAT = 80/67/95
PROVIDE EACH UNIT WITH FILTER AND RACK, SINGLE POINT BREAKER, T'STAT. SEE SPECS.
UNLESS OTHERWISE SHOWN, TSTAT IS INSTALLED BEHIND RETURN AIR GRILL.

ELECTRIC UNIT HEATER SCHEDULE

						ELECTRICAL				
MARK	**MFGR**	**MODEL**	**KW**	**MBH**	**CFM**	**VOLTS/ PH**	**FLA**	**OCP**	**WIRING**	**CONFIGURATION - NOTES**
EUH - A	QMARK	AWH4404	3.0	10.2	100	208/1	14.4	20	(3) #12	WALL, 1, 2, 4
EUH - B	QMARK	MWUH7504	3.8	17.0	270	208/1	18	25	(3) #10	SUSPENDED, 4
EUH-C	QMARK	MWUH7504	5.6	25.5	270	208/1	27	35	(2) #8, (1) #10	SUSPENDED, 4
EUH - D	BERKO	SRC-1512	1.5	5.1	65	120/1	12	20	(3) #12	CEILING, 1, 4, 5

NOTES:
1-SURFACE MOUNTED
2-NO EXPOSED CONTROL KNOBS
3-FULLY RECESSED
4-DISCONNECT
5-WALL T'STAT - HONEYWELL T3000

WATER HEATER SCHEDULE

MARK	MFGR	MODEL	FUEL	VOLTAGE/PH/ AMPS	INPUT	EFFICIENCY/ PF	GALLONS STORAGE	GPH RECOVERY @ 80° RISE	FLUE TYPE	EXPANSION	CIRCULATOR GPM/HD	NOTES
WH-C3	A.O. SMITH	EMT-1.0	ELEC	120/1/13	1.4 KW	N/A	1	7	N/A	RELIEF V.		1, 2
WH-C1, C2, M	A.O. SMITH	ENJ-40	ELEC	208/1/19	4.5 KW	0.95	35	23	N/A	RELIEF V.	5/15'	1, 2, 3
	A.O. SMITH	EJC-10	ELEC	120/1/14	1.5 KW	NA	9	7	N/A	RELIEF V.		1, 2
TYP APT, 1/3	A.O. SMITH	ENJ-40	ELEC	208/1/19	4.5 KW	0.95	35	23	N/A	RELIEF V.		1, 2

NOTES
1- PROVIDE ASME P&T VALVE, DRAIN VALVE
2- PROVIDE COMBINATION STOP AND OPERATING PRESSURE RELIEF VALVE
3- PROVIDE GRUNDFOS CIRCULATOR WITH BUILT-IN OR STRAP-ON T'STAT, 120 V, WITH ISOLATION AND CHECK VALVES

DRAIN SCHEDULE

MARK	APPLICATION	MFGR	MODEL	BODY MAT'L	DEPTH	GRATE MAT'L	GRATE SHAPE	ACCESSORIES
APT FD	FLOOR	SIOUX CHIEF	842	ABS/PVC	3"	NICKEL BRONZE	6" SQUARE	2
FD-1	FLOOR	ZURN	ZN-415S	COATED CAST IRON	3"	NICKEL BRONZE	6" ROUND	1, 2
FD-2	FLOOR	ZURN	Z-611-S	COATED CAST IRON	6"	COATED CAST IRON	9" SQUARE	1, 2, 3
RD-1	ROOF	SIOUX CHIEF	868	ABS/PVC	6"	POLY	DOME	
RD-2	ROOF	SIOUX CHIEF	868-STP2	ABS/PVC	6"	POLY	DOME	4

ACCESSORIES:
1 - DEEP TRAP, ADJUSTABLE GRATE
2 - USE WIDE FLANGE MODEL WHERE IN WOOD CONSTRUCTION
3 - INTERNAL STRAINER
4 - 2" DAM FOR OVERFLOW SERVICE

EXHAUST FAN SCHEDULE

						ELECTRICAL				
MARK	MFGR	MODEL	CFM	ESP	FAN HP	VOLTS/ PH	FLA	OCP	WIRING	CONFIGURATION - NOTES
TYPICAL AMENTIY EF	GREENHECK	SP-A110	75	0.25	Fr.	120/1	1	15	(3) #12	ceiling, 1, 2
APT EF	BROAN	670	70	0.1	Fr.	120/1	1	15	(3) #12	wall 4

NOTES:
1-CEILING GRILLE, CRD
2-BD DAMPER, DS, SPEED CONTROLLER, WALL/ROOF CAP
3-BD, CO/NO2 SENSING SYSTEM, BACK GUARD
4-HUMIDITY SENSING

AIR TERMINAL DEVICE SCHEDULE

MARK	MANUFACTURER	MODEL	FINISH	DAMPER	FRAME TYPE	NOTES
A	AIR MATE	A190	WHITE	YES	GYP BD	
B	AIR MATE	170	WHITE	NO	GYP BD	
B1	AIR MATE	170	WHITE	YES	GYP BD	
C	AIR MATE	240 VO	WHITE	YES	GYP/WALL	
D	PRICE	620DAL/N/L/A/B12	WHITE	YES	GYP. BD.	W/CRD
E	PRICE	635DAL/L/A/B12	WHITE	YES	GYP. BD.	
E1	PRICE	635DAL/L/A/B12	WHITE	YES	GYP. BD.	W/CRD
F	PRICE	LBP16B/1000/VCS3/A/SPL	MILL ALUM.	YES	GYP/WALL	

PLUMBING FIXTURE SCHEDULE

Mark	Item	Model	Description	Individual Connections				Accessories					
				W	V	CW	HW	Supplies	Stops	Carrier	P-Trap	Drain	Other
P-1	Water Closet, Tank Type - UNITS	SEE FINISH SCHEDULE ON SHEET A6.20 FOR SPEC	Floor-mounted standard height white vitreous china elongated bowl 1.6 gpf gravity type with Fluidmaster 400A flush mechanicsm and bolt covers. Provide solid plastic open front elongated white seat with integral bumpers, external check hinges with stainless steel posts.	3" or 4"	2"	1"		2					
P-1P	PUBLIC TOILET	SEE ID FOR SPEC		3" or 4"	2"	1"		2					
P-1HP	PUBLIC TOILET ADA	SEE ID FOR SPEC		3" or 4"	2"	1"		2					
P-2	Lavatory, Countertop	SEE FINISH SCHEDULE ON SHEET A6.20 FOR SPEC		2"	1 1/2" or 2"	1/2"	1/2"	2	1		1	1	
P-2P	PUBLIC LAVATORY	SEE ID FOR SPEC		2"	1 1/2" or 2"	1/2"	1/2"	2, 4	1		1	1	
P-3	Bathtub	SEE FINISH SCHEDULE ON SHEET A6.20 FOR SPEC		2"	2"	1/2"	1/2"				2		
P-3S	SHOWER PAN	SEE FINISH SCHEDULE ON SHEET A6.20 FOR SPEC		2"	2"	1/2"	1/2"				2		
P-4	Kitchen Sink	SEE FINISH SCHEDULE ON SHEET A6.20 FOR SPEC		2"	2"	1/2"	1/2"	1	1		2	2	
P-4P1	Kitchen Sink Break Room	SEE FINISH SCHEDULE ON SHEET A6.20 FOR SPEC		2"	2"	1/2"	1/2"	1	1		2	2	
P-4P2	Kitchen Sink Lobby	SEE FINISH SCHEDULE ON SHEET A6.20 FOR SPEC		2"	2"	1/2"	1/2"	1	1		2	2	
P-5	Washer Box	Guy Gray #WB200HATM	Recessed non-metallic with dual PVC/ABS 2" outlets, two angle quarter turn stops with built-in shock absorbers.	2"	2"	1/2"	1/2"	1			3		
P-6	Water Outlet Box	Guy Gray #BIM877QTS	Recessed non-metallic with two angle quarter turn stops.			1/2"		1					
P-7	PUBLIC URINAL	SEE ID FOR SPEC		2"	2"	3/4"		3		1			
P-8	Janitor's Sink	Fiat #MSB-2424	24" x 24" x 10" white molded stone with stainless steel integral drain, chrome plated brass wall mounted faucet with VB, integral stops, adjustable wall brace, pail hook, 3/4" hose threaded spout and wall shileds.	2" or 3"	2"	1/2"	1/2"				2		2
P-9	Accessible Dual Height Water Cooler with Bottle Filler	Elkay #LZSTL8WS	ADA compliant dual bowl cooler. Provide front and side push bars, lead free, mounted with 27" knee clearance and spout no more than 36" AFF. Provide integral bottle filler.	2"	1 1/2" or 2"	1/2"	1/2"	2	1		1		1
P-10	PUBLIC KITCHEN SINK	SEE ID FOR SPEC		2"	2"	1/2"	1/2"	2	1		1		
P-11	Dog Wash	PET TUBS #PRD-58-4-R	58" long, 28" wide, 40" tall Polyethylene pet wash with ramp. Include with Accessory package.	2"	1 1/2" or 2"	1/2"	1/2"	2, 4	1	1	1	1	

Supplies
1 - Flexible braided stainless steel
2 - Flexible braided compression hose.
3 - Sloan Royal 186 1.0 gpf diaphragm type.
4 - Public lavatories to have ASSE 1070 thrmostatic mixing valve

Stops
1 - Angle handle compression

Carrier
1 - Steel tube floor-mounted in-wall carrier with arms

P-Trap
1 - PVC with deep escutcheon
2 - PVC
3 - deep seal PVC trap and 30" standpipe.

Drain
1 - Metal pop-up with tailpiece
2 - Basket strainers in finish to match faucet, tailpiece.

Other
1 - Provide trap and supply guard if exposed.
2 - Hose and bracket, mop hanger and hose rack.

ARCHITECTURE
LANDSCAPE ARCHITECTURE
ENERGY SERVICES
P. 913.831.1415
F. 913.831.1563
NSPJARCH.COM
© COPYRIGHT 2023

NSPJ ARCHITECTS, Inc.
3515 W. 75TH ST., SUITE 201
PRAIRIE VILLAGE, KS 66208

STATE OF MISSOURI — RICHARD R. BEARDMORE — NUMBER A-2007018766 — PROFESSIONAL ENGINEER
04/28/2023

A NEW RESIDENTIAL COMMUNITY AT:
TRILOGY
800 & 810 NW WARD RD. | LEE'S SUMMIT, MO

DRAWING RELEASE LOG
• 03.15.2023 - PERMIT SUBMITTAL

△ REVISIONS
2 23 0428 ADD 1/CC 2

LS&A
Latimer Sommers & Associates P.A.
CONSULTING ENGINEERS
3639 SW Summerfield Drive, Suite A
Topeka, Kansas 66614-3974
8625 College Boulevard, Suite 102
Overland Park, Kansas 66210
Telephone: (785) 233-3232
Email: lsapa@lsapa.com
LSA PROJECT NO. 2204061

JOB NO. 705921 DATE 03.15.2023
DRAWN BY LSA CAD
4/28/2023 ADDENDUM 1/ CITY COMMENTS #2
SHEET NAME MECHANICAL SCHEDULES
SHEET NO. MP1.04

5/1/2023 3:50:41 PM

ARCH E1.30" x 42"

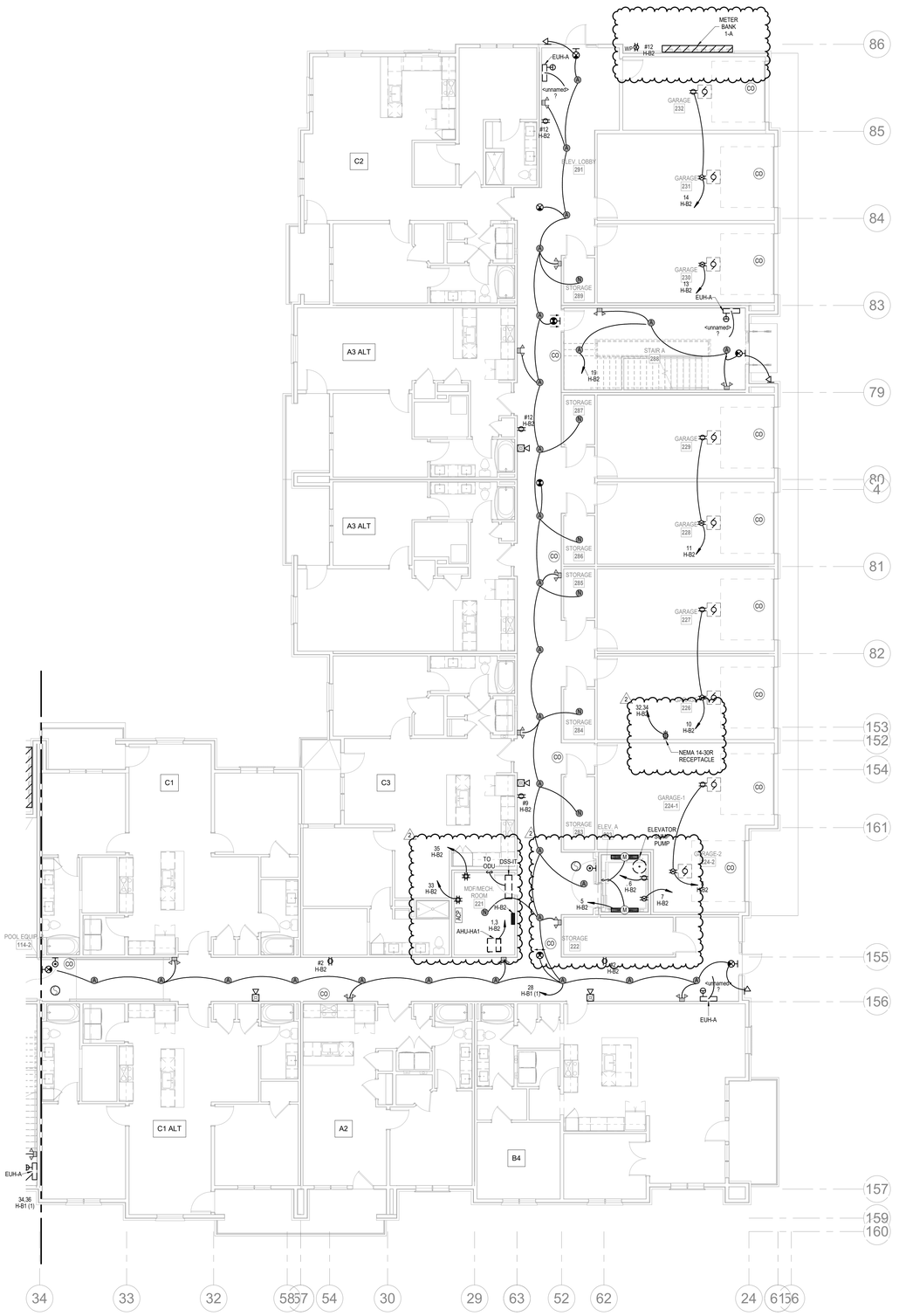

NORTH

1 1ST FLOOR - SEGMENT A

ELECTRICAL

1/8" = 1'-0"

NOTES:
1. COORDINATE WITH OTHER SUB-CONTRACTORS FOR PLACEMENT OF WORK PRIOR TO INSTALLATION BEGINNING.
2. SEE FIRE SUPPRESSION SUBMITTALS AND INCORPORATE ALL DEVICES INTO FIRE ALARM.
3. EXIT LIGHTS SHALL BE VISIBLE TO OCCUPANTS.
4. PROVIDE NEC CLEARANCES FOR ALL PANELS AND ELECTRICAL EQUIPMENT.
5. FOLLOW THE DRAWINGS FOR HOME RUNS AND CIRCUIT NUMBERS. DO NOT COMBINE CIRCUITS IN LARGER CONDUITS UNLESS PRE-APPROVED BY THE ENGINEER.
6. LABEL ALL JUNCTION BOXES AS TO THE PANEL AND CIRCUIT NUMBER SERVED.
7. PANEL DIRECTORIES SHALL BE SPECIFIC TO THE ROOMS/EQUIPMENT SERVED.
8. SEE ARCHITECTURAL DRAWINGS FOR MOUNTING HEIGHTS AND DETAILS.
9. SEE TELECOM DETAILS FOR MISCELLANEOUS POWER NEEDS.
10. ALL DISC FIXTURES ARE TYPE A UNLESS NOTED OTHERWISE ALL CLOSET FIXTURES ARE TYPE N UNLESS NOTED OTHERWISE ALL ⊗ ⊗ ⊗ FIXTURES ARE TYPE X1 UNLESS NOTED OTHERWISE ALL ⊗ FIXTURES ARE TYPE X2 UNLESS NOTED OTHERWISE ALL ⊗ FIXTURES ARE TYPE X3 UNLESS NOTED OTHERWISE ALL ▭ FIXTURES ARE TYPE X4 UNLESS NOTED OTHERWISE
11. LIGHTING AND RECEPTACLES IN STAIR TOWER TO BE ON SINGLE CIRCUIT.
12. VERTICALLY ALIGNED FLOOR TO FLOOR RECEPTACLES TO BE ON SINGLE CIRCUIT
13. REVIEW HVAC PLANS FOR FIRE/SMOKE DAMPERS AND CONNECT TO 120V AND FIRE ALARM.

ARCHITECTURE
LANDSCAPE ARCHITECTURE
ENERGY SERVICES
NSPJ
ARCHITECTS, Inc.
3515 W. 75TH ST., SUITE 201
PRAIRIE VILLAGE, KS 66208
P. 913.831.1415
F. 913.831.1563
NSPJARCH.COM
© COPYRIGHT 2023

STATE OF MISSOURI
RICHARD R. BEARDMORE
NUMBER
PROFESSIONAL ENGINEER

04/28/2023

A NEW RESIDENTIAL COMMUNITY AT:

TRILOGY

800 & 810 NW WARD RD. | LEE'S SUMMIT, MO

DRAWING RELEASE LOG
- 03.15.2023 - PERMIT SUBMITTAL

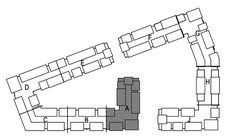

NORTH

KEY PLAN

NO SCALE

△REVISIONS
2 23 0428 ADD 1/CC 2

LS&A
Lastmer Sommers & Associates P.A.
CONSULTING ENGINEERS
3639 SW Summerfield Drive, Suite A
Topeka, Kansas 6614-3974
8625 College Boulevard, Suite 102
Overland Park, Kansas 66210
Telephone: (785) 233-3232
Email: lsapa@lsapa.com
LSA PROJECT NO. 2204061

JOB NO. 705921
DATE 03.15.2023
DRAWN BY LSA CAD
4/28/2023 ADDENDUM 1/
CITY COMMENTS #2
SHEET NAME
SEGMENT A - 1ST FLOOR - ELECTRICAL
SHEET NO.
E1.01

5/1/2023 3:48:22 PM

ARCH E1.30" x 42"

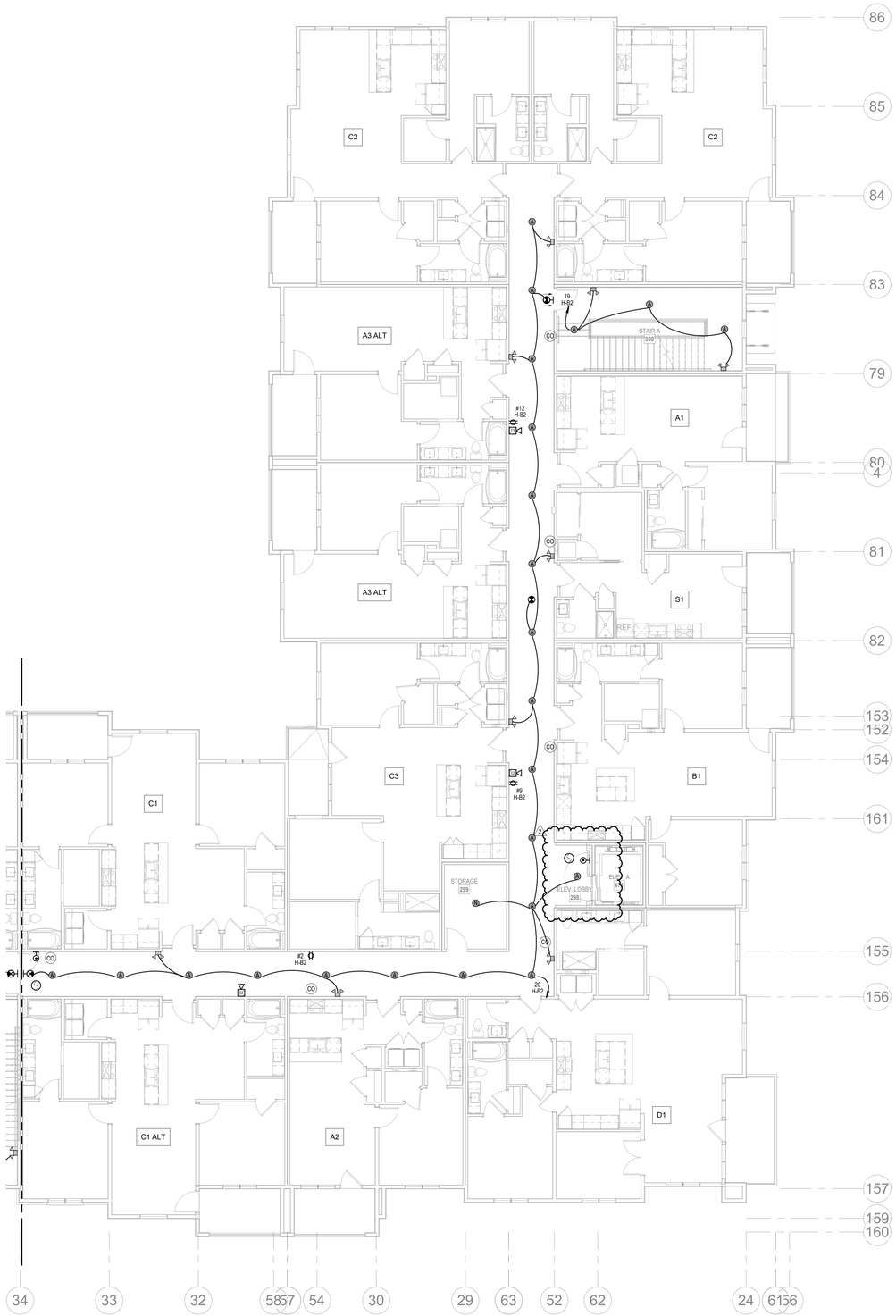

1 **2ND FLOOR - SEGMENT A**
ELECTRICAL
1/8" = 1'-0"

NORTH

NOTES:
1. COORDINATE WITH OTHER SUB-CONTRACTORS FOR PLACEMENT OF WORK PRIOR TO INSTALLATION BEGINNING.
2. SEE FIRE SUPPRESSION SUBMITTALS AND INCORPORATE ALL DEVICES INTO FIRE ALARM.
3. EXIT LIGHTS SHALL BE VISIBLE TO OCCUPANTS.
4. PROVIDE NEC CLEARANCES FOR ALL PANELS AND ELECTRICAL EQUIPMENT.
5. FOLLOW THE DRAWINGS FOR HOME RUNS AND CIRCUIT NUMBERS. DO NOT COMBINE CIRCUITS IN LARGER CONDUITS UNLESS PRE-APPROVED BY THE ENGINEER.
6. LABEL ALL JUNCTION BOXES AS TO THE PANEL AND CIRCUIT NUMBER SERVED.
7. PANEL DIRECTORIES SHALL BE SPECIFIC TO THE ROOMS/EQUIPMENT SERVED.
8. SEE ARCHITECTURAL DRAWINGS FOR MOUNTING HEIGHTS AND DETAILS.
9. SEE TELECOM DETAILS FOR MISCELLANEOUS POWER NEEDS.
10. ALL DISC FIXTURES ARE TYPE A UNLESS NOTED OTHERWISE ALL CLOSET FIXTURES ARE TYPE N UNLESS NOTED OTHERWISE ALL ⊗ ⊗ ⊗ FIXTURES ARE TYPE X1 UNLESS NOTED OTHERWISE ALL ⊠ FIXTURES ARE TYPE X2 UNLESS NOTED OTHERWISE ALL ▭ FIXTURES ARE TYPE X3 UNLESS NOTED OTHERWISE ALL ▽ FIXTURES ARE TYPE X4 UNLESS NOTED OTHERWISE
11. LIGHTING AND RECEPTACLES IN STAIR TOWER TO BE ON SINGLE CIRCUIT.
12. VERTICALLY ALIGNED FLOOR TO FLOOR RECEPTACLES TO BE ON SINGLE CIRCUIT
13. REVIEW HVAC PLANS FOR FIRE/SMOKE DAMPERS AND CONNECT TO 120V AND FIRE ALARM.

ARCHITECTURE
LANDSCAPE ARCHITECTURE
ENERGY SERVICES
NSPJ ARCHITECTS
3515 W. 75TH ST., SUITE 201
PRAIRIE VILLAGE, KS 66208
P. 913.831.1415
F. 913.831.1563
NSPJARCH.COM
© COPYRIGHT 2023

STATE OF MISSOURI
RICHARD R. BEARDMORE
NUMBER 2010018744
PROFESSIONAL ENGINEER
04/28/2023

A NEW RESIDENTIAL COMMUNITY AT:
TRILOGY
800 & 810 NW WARD RD. | LEE'S SUMMIT, MO

DRAWING RELEASE LOG
- 03.15.2023 - PERMIT SUBMITTAL

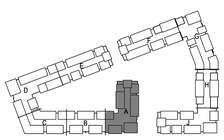

KEY PLAN
NO SCALE

NORTH

△ REVISIONS
2 23 0428 ADD 1/CC 2

LS&A
Latimer Sommers & Associates P.A.
CONSULTING ENGINEERS
3639 SW Summerfield Drive, Suite A
Topeka, Kansas 66614-3974
8625 College Boulevard, Suite 102
Overland Park, Kansas 66210
Telephone: (785) 233-3232
Email: lsapa@lsapa.com
LSA PROJECT NO. 2204061

JOB NO. 705921
DATE 03.15.2023
DRAWN BY LSA CAD
4/28/2023 ADDENDUM 1/ CITY COMMENTS #2
SHEET NAME SEGMENT A - 2ND FLOOR - ELECTRICAL
SHEET NO. E1.02

5/1/2023 3:48:24 PM

ARCH E1.50" x 42"

NOTES:
1. COORDINATE WITH OTHER SUB-CONTRACTORS FOR PLACEMENT OF WORK PRIOR TO INSTALLATION BEGINNING.
2. SEE FIRE SUPPRESSION SUBMITTALS AND INCORPORATE ALL DEVICES INTO FIRE ALARM.
3. EXIT LIGHTS SHALL BE VISIBLE TO OCCUPANTS.
4. PROVIDE NEC CLEARANCES FOR ALL PANELS AND ELECTRICAL EQUIPMENT.
5. FOLLOW THE DRAWINGS FOR HOME RUNS AND CIRCUIT NUMBERS. DO NOT COMBINE CIRCUITS IN LARGER CONDUITS UNLESS PRE-APPROVED BY THE ENGINEER.
6. LABEL ALL JUNCTION BOXES AS TO THE PANEL AND CIRCUIT NUMBER SERVED.
7. PANEL DIRECTORIES SHALL BE SPECIFIC TO THE ROOMS/EQUIPMENT SERVED.
8. SEE ARCHITECTURAL DRAWINGS FOR MOUNTING HEIGHTS AND DETAILS.
9. SEE TELECOM DETAILS FOR MISCELLANEOUS POWER NEEDS.
10. ALL DISC FIXTURES ARE TYPE A UNLESS NOTED OTHERWISE ALL CLOSET FIXTURES ARE TYPE N UNLESS NOTED OTHERWISE ALL ⊗ ⊗ ⊗ FIXTURES ARE TYPE X1 UNLESS NOTED OTHERWISE ALL ⊗ FIXTURES ARE TYPE X2 UNLESS NOTED OTHERWISE ALL ⊗ FIXTURES ARE TYPE X3 UNLESS NOTED OTHERWISE ALL ▭ FIXTURES ARE TYPE X4 UNLESS NOTED OTHERWISE
11. LIGHTING AND RECEPTACLES IN STAIR TOWER TO BE ON SINGLE CIRCUIT.
12. VERTICALLY ALIGNED FLOOR TO FLOOR RECEPTACLES TO BE ON SINGLE CIRCUIT
13. REVIEW HVAC PLANS FOR FIRE/SMOKE DAMPERS AND CONNECT TO 120V AND FIRE ALARM.

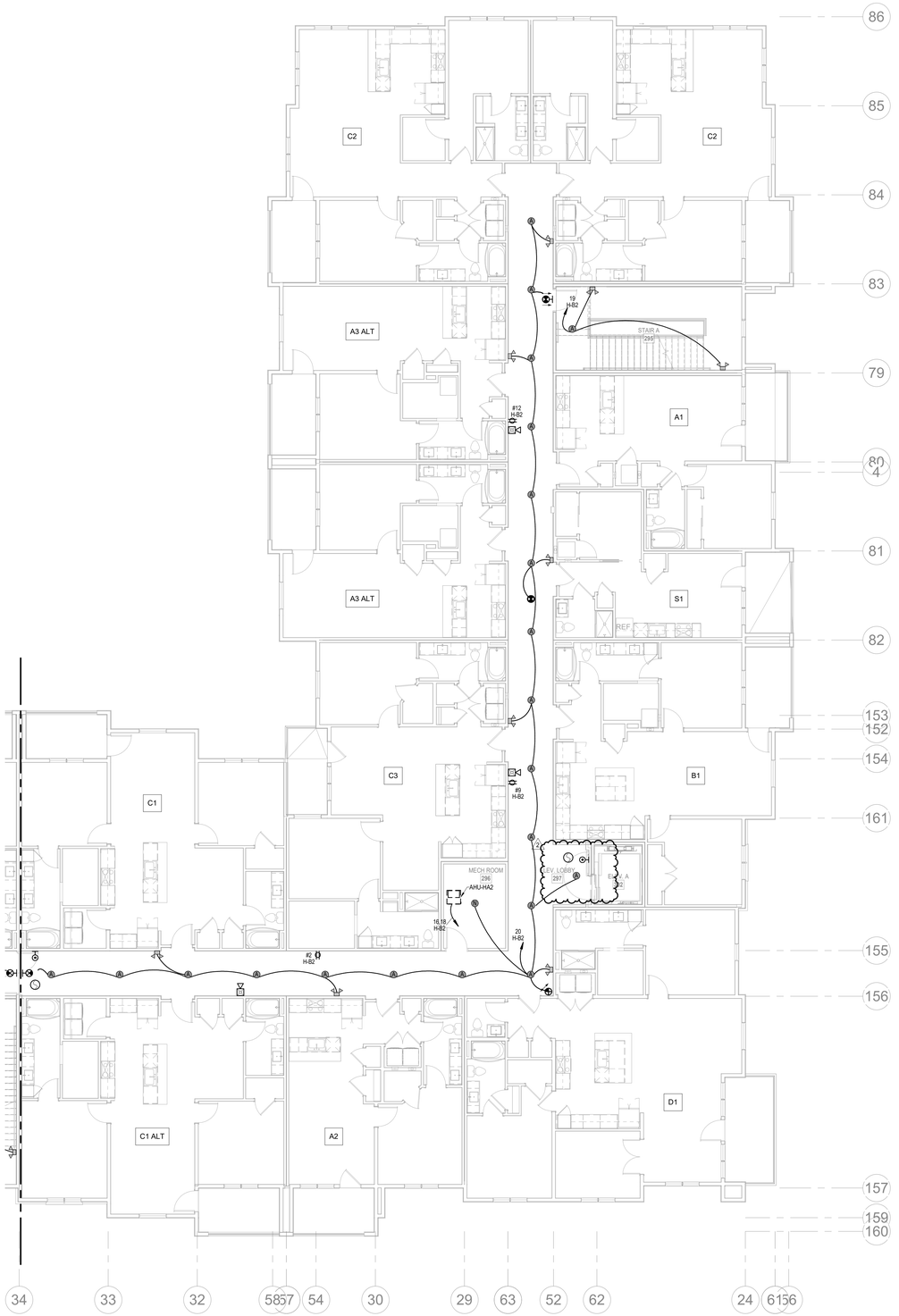

1 **3RD FLOOR - SEGMENT A**
ELECTRICAL
1/8" = 1'-0"

NORTH

ARCHITECTURE
LANDSCAPE ARCHITECTURE
ENERGY SERVICES
NSPJ ARCHITECTS
3515 W. 75TH ST., SUITE 201
PRAIRIE VILLAGE, KS 66208
P. 913.831.1415
F. 913.831.1563
NSPJARCH.COM
© COPYRIGHT 2023

STATE OF MISSOURI
RICHARD R. BEARDMORE
NUMBER
PROFESSIONAL ENGINEER
04/28/2023

A NEW RESIDENTIAL COMMUNITY AT:
TRILOGY
800 & 810 NW WARD RD. | LEE'S SUMMIT, MO

DRAWING RELEASE LOG
• 03.15.2023 - PERMIT SUBMITTAL

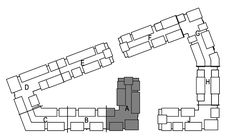

NORTH

KEY PLAN
NO SCALE

△REVISIONS
2 23 0428 ADD 1/CC 2

LS&A
Latimer Sommers & Associates P.A.
CONSULTING ENGINEERS
3639 SW Summerfield Drive, Suite A
Topeka, Kansas 6614-3974
8625 College Boulevard, Suite 102
Overland Park, Kansas 66210
Telephone: (785) 233-3232
Email: lsapa@lsapa.com
LSA PROJECT NO. 2204061

JOB NO. 705921 DATE 03.15.2023
DRAWN BY LSA CAD
4/28/2023 ADDENDUM 1/
CITY COMMENTS #2
SHEET NAME
SEGMENT A - 3RD FLOOR - ELECTRICAL
SHEET NO.
E1.03

5/1/2023 3:48:27 PM

ARCH E1.50" x 42"

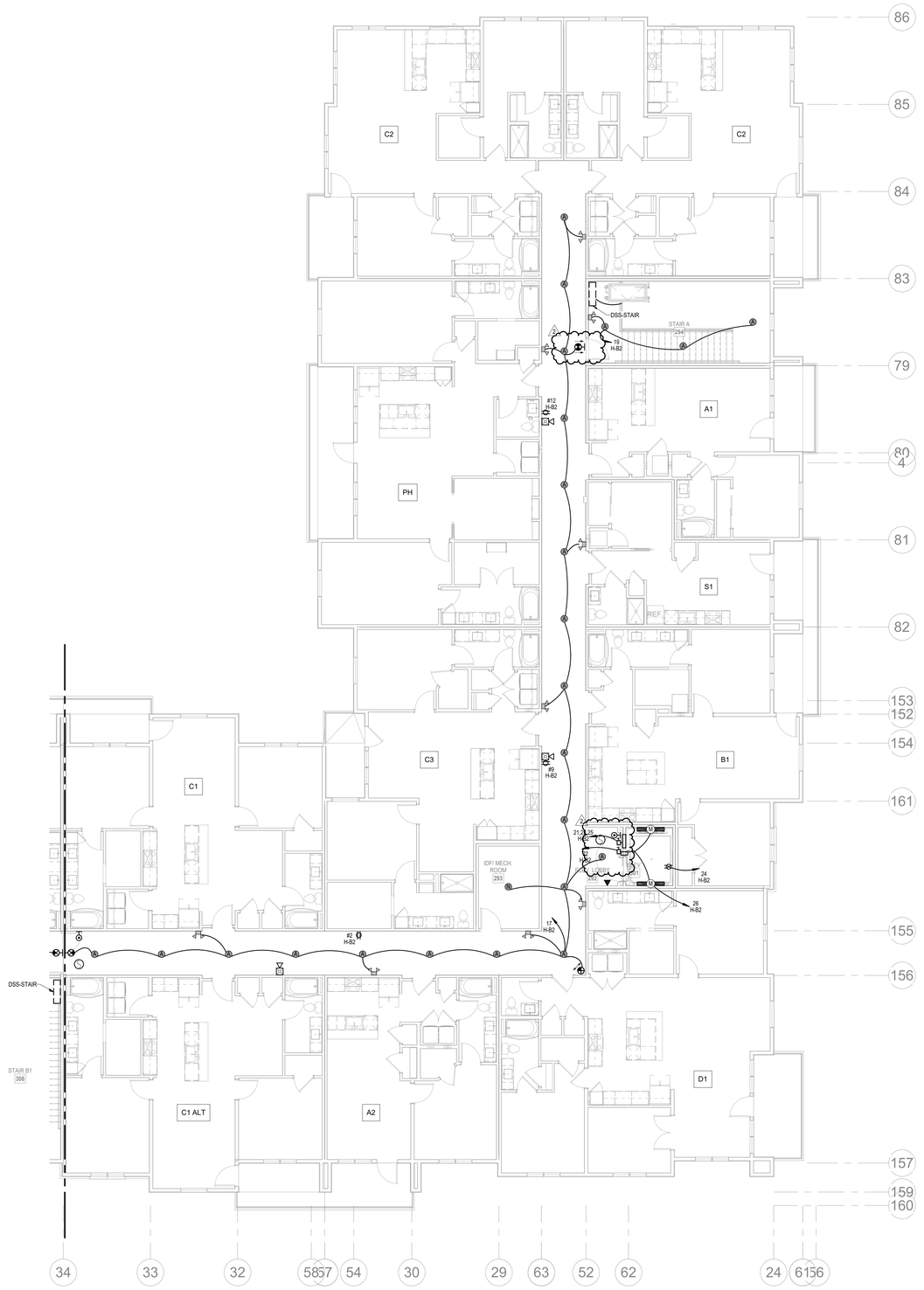

NORTH

1 4TH FLOOR - SEGMENT A

ELECTRICAL

1/8" = 1'-0"

NOTES:
1. COORDINATE WITH OTHER SUB-CONTRACTORS FOR PLACEMENT OF WORK PRIOR TO INSTALLATION BEGINNING.
2. SEE FIRE SUPPRESSION SUBMITTALS AND INCORPORATE ALL DEVICES INTO FIRE ALARM.
3. EXIT LIGHTS SHALL BE VISIBLE TO OCCUPANTS.
4. PROVIDE NEC CLEARANCES FOR ALL PANELS AND ELECTRICAL EQUIPMENT.
5. FOLLOW THE DRAWINGS FOR HOME RUNS AND CIRCUIT NUMBERS. DO NOT COMBINE CIRCUITS IN LARGER CONDUITS UNLESS PRE-APPROVED BY THE ENGINEER.
6. LABEL ALL JUNCTION BOXES AS TO THE PANEL AND CIRCUIT NUMBER SERVED.
7. PANEL DIRECTORIES SHALL BE SPECIFIC TO THE ROOMS/EQUIPMENT SERVED.
8. SEE ARCHITECTURAL DRAWINGS FOR MOUNTING HEIGHTS AND DETAILS.
9. SEE TELECOM DETAILS FOR MISCELLANEOUS POWER NEEDS.
10. ALL DISC FIXTURES ARE TYPE A UNLESS NOTED OTHERWISE ALL CLOSET FIXTURES ARE TYPE N UNLESS NOTED OTHERWISE ALL ⊗ ⊗ ⊗ FIXTURES ARE TYPE X1 UNLESS NOTED OTHERWISE ALL ⊗ FIXTURES ARE TYPE X2 UNLESS NOTED OTHERWISE ALL ⊗ FIXTURES ARE TYPE X3 UNLESS NOTED OTHERWISE ALL ▭ FIXTURES ARE TYPE X4 UNLESS NOTED OTHERWISE
11. LIGHTING AND RECEPTACLES IN STAIR TOWER TO BE ON SINGLE CIRCUIT.
12. VERTICALLY ALIGNED FLOOR TO FLOOR RECEPTACLES TO BE ON SINGLE CIRCUIT
13. REVIEW HVAC PLANS FOR FIRE/SMOKE DAMPERS AND CONNECT TO 120V AND FIRE ALARM.

ARCHITECTURE
LANDSCAPE ARCHITECTURE
ENERGY SERVICES

NSPJ ARCHITECTS, Inc.
3515 W. 75TH ST., SUITE 201
PRAIRIE VILLAGE, KS 66208
P. 913.831.1415
F. 913.831.1563
NSPJARCH.COM
© COPYRIGHT 2023

STATE OF MISSOURI
RICHARD R. BEARDMORE
NUMBER
PROFESSIONAL ENGINEER

04/28/2023

A NEW RESIDENTIAL COMMUNITY AT:

TRILOGY

800 & 810 NW WARD RD. | LEE'S SUMMIT, MO

DRAWING RELEASE LOG
• 03.15.2023 - PERMIT SUBMITTAL

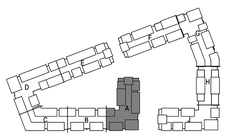

NORTH

KEY PLAN
NO SCALE

△REVISIONS
2 23 0428 ADD 1/CC 2

LS&A
Latimer Sommers & Associates P.A.
CONSULTING ENGINEERS
3639 SW Summerfield Drive, Suite A
Topeka, Kansas 6614-3974
8625 College Boulevard, Suite 102
Overland Park, Kansas 66210
Telephone: (785) 233-3232
Email: lsapa@lsapa.com
LSA PROJECT NO. 2204061

JOB NO. 705921
DATE 03.15.2023
DRAWN BY LSA CAD
4/28/2023 ADDENDUM 1/ CITY COMMENTS #2
SHEET NAME
SEGMENT A - 4TH FLOOR - ELECTRICAL
SHEET NO.
E1.04

5/1/2023 3:48:29 PM

ARCH E1.50" x 42"

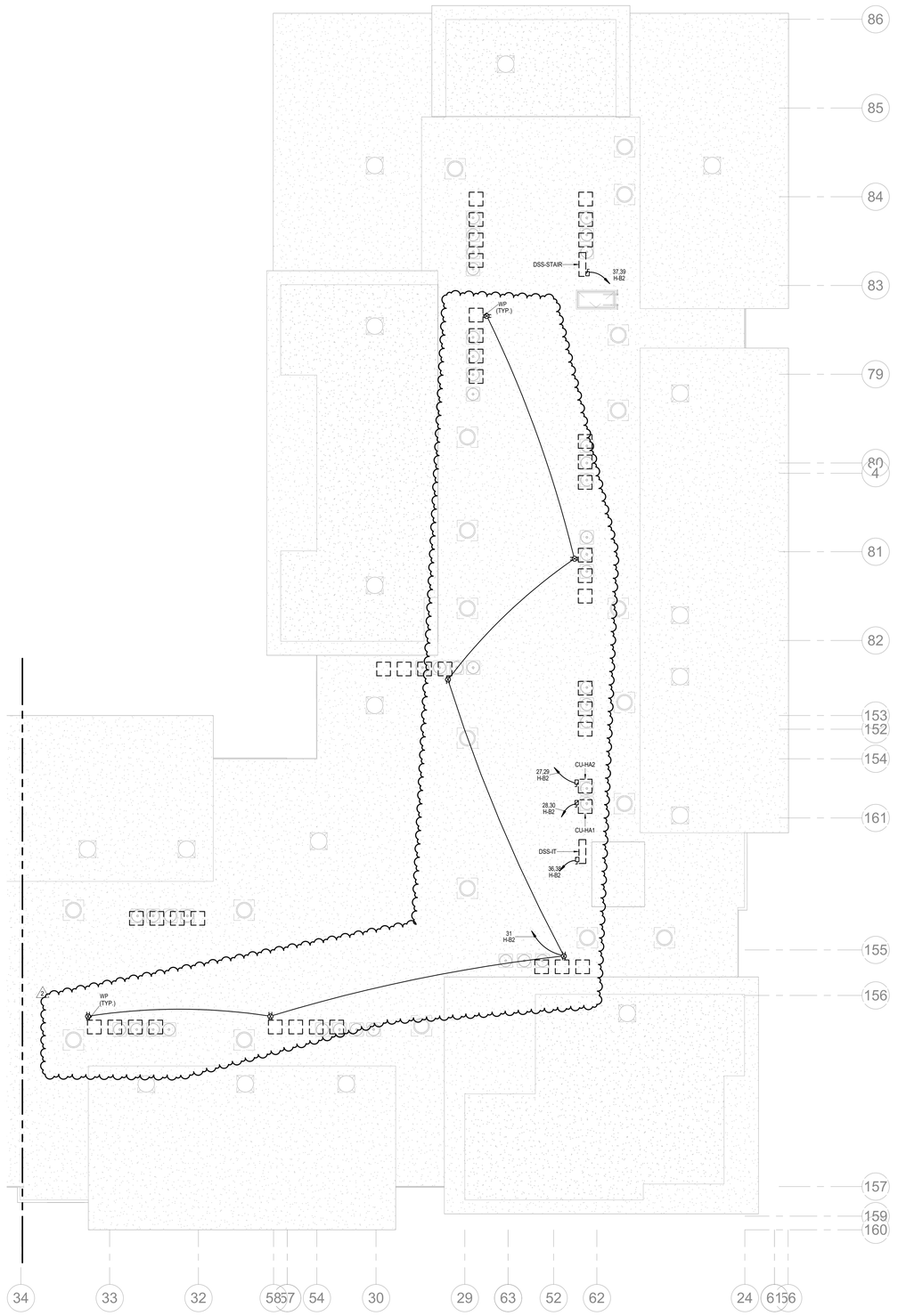

NORTH

1 ROOF PLAN - SEGMENT A

ELECTRICAL

1/8" = 1'-0"

NOTES:
1. COORDINATE WITH OTHER SUB-CONTRACTORS FOR PLACEMENT OF WORK PRIOR TO INSTALLATION BEGINNING.
2. SEE FIRE SUPPRESSION SUBMITTALS AND INCORPORATE ALL DEVICES INTO FIRE ALARM.
3. EXIT LIGHTS SHALL BE VISIBLE TO OCCUPANTS.
4. PROVIDE NEC CLEARANCES FOR ALL PANELS AND ELECTRICAL EQUIPMENT.
5. FOLLOW THE DRAWINGS FOR HOME RUNS AND CIRCUIT NUMBERS. DO NOT COMBINE CIRCUITS IN LARGER CONDUITS UNLESS PRE-APPROVED BY THE ENGINEER.
6. LABEL ALL JUNCTION BOXES AS TO THE PANEL AND CIRCUIT NUMBER SERVED.
7. PANEL DIRECTORIES SHALL BE SPECIFIC TO THE ROOMS/EQUIPMENT SERVED.
8. SEE ARCHITECTURAL DRAWINGS FOR MOUNTING HEIGHTS AND DETAILS.
9. SEE TELECOM DETAILS FOR MISCELLANEOUS POWER NEEDS.
10. ALL DISC FIXTURES ARE TYPE A UNLESS NOTED OTHERWISE ALL CLOSET FIXTURES ARE TYPE N UNLESS NOTED OTHERWISE ALL ⊗ ⊗ ⊗ FIXTURES ARE TYPE X1 UNLESS NOTED OTHERWISE ALL ⊗ FIXTURES ARE TYPE X2 UNLESS NOTED OTHERWISE ALL ⊗ FIXTURES ARE TYPE X3 UNLESS NOTED OTHERWISE ALL ▽ FIXTURES ARE TYPE X4 UNLESS NOTED OTHERWISE
11. LIGHTING AND RECEPTACLES IN STAIR TOWER TO BE ON SINGLE CIRCUIT.
12. VERTICALLY ALIGNED FLOOR TO FLOOR RECEPTACLES TO BE ON SINGLE CIRCUIT
13. REVIEW HVAC PLANS FOR FIRE/SMOKE DAMPERS AND CONNECT TO 120V AND FIRE ALARM.

ARCHITECTURE
LANDSCAPE ARCHITECTURE
ENERGY SERVICES

NSPJ ARCHITECTS, Inc.
3515 W. 75TH ST., SUITE 201
PRAIRIE VILLAGE, KS 66208

P. 913.831.1415
F. 913.831.1563
NSPJARCH.COM
© COPYRIGHT 2023

STATE OF MISSOURI
RICHARD R. BEARDMORE
NUMBER
PROFESSIONAL ENGINEER

04/28/2023

A NEW RESIDENTIAL COMMUNITY AT:

TRILOGY

800 & 810 NW WARD RD. | LEE'S SUMMIT, MO

DRAWING RELEASE LOG
• 03.15.2023 - PERMIT SUBMITTAL

△ REVISIONS
2 23 0428 ADD 1/CC 2

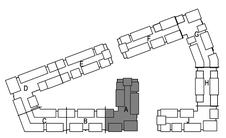

NORTH

KEY PLAN

NO SCALE

LS&A
Latimer Sommers & Associates P.A.
CONSULTING ENGINEERS
3639 SW Summerfield Drive, Suite A
Topeka, Kansas 6614-3974
8625 College Boulevard, Suite 193
Overland Park, Kansas 66210
Telephone: (785) 233-3232
Email: lsapa@lsapa.com
LSA PROJECT NO. 2204061

JOB NO. 705921
DATE 03.15.2023
DRAWN BY LSA CAD
4/28/2023 ADDENDUM 1/ CITY COMMENTS #2
SHEET NAME SEGMENT A - ROOF PLAN - ELECTRICAL
SHEET NO. E1.05

5/1/2023 3:48:31 PM

ARCH E1.30" x 42"

NOTES:

1. COORDINATE WITH OTHER SUB-CONTRACTORS FOR PLACEMENT OF WORK PRIOR TO INSTALLATION BEGINNING.
2. SEE FIRE SUPPRESSION SUBMITTALS AND INCORPORATE ALL DEVICES INTO FIRE ALARM.
3. EXIT LIGHTS SHALL BE VISIBLE TO OCCUPANTS.
4. PROVIDE NEC CLEARANCES FOR ALL PANELS AND ELECTRICAL EQUIPMENT.
5. FOLLOW THE DRAWINGS FOR HOME RUNS AND CIRCUIT NUMBERS. DO NOT COMBINE CIRCUITS IN LARGER CONDUITS UNLESS PRE-APPROVED BY THE ENGINEER.
6. LABEL ALL JUNCTION BOXES AS TO THE PANEL AND CIRCUIT NUMBER SERVED.
7. PANEL DIRECTORIES SHALL BE SPECIFIC TO THE ROOMS/EQUIPMENT SERVED.
8. SEE ARCHITECTURAL DRAWINGS FOR MOUNTING HEIGHTS AND DETAILS.
9. SEE TELECOM DETAILS FOR MISCELLANEOUS POWER NEEDS.
10. ALL DISC FIXTURES ARE TYPE A UNLESS NOTED OTHERWISE
    ALL CLOSET FIXTURES ARE TYPE N UNLESS NOTED OTHERWISE
    ALL ⊗ ⊗ ⊗ FIXTURES ARE TYPE X1 UNLESS NOTED OTHERWISE
    ALL ⊗ FIXTURES ARE TYPE X2 UNLESS NOTED OTHERWISE
    ALL ⊗ FIXTURES ARE TYPE X3 UNLESS NOTED OTHERWISE
    ALL ▽ FIXTURES ARE TYPE X4 UNLESS NOTED OTHERWISE
11. LIGHTING AND RECEPTACLES IN STAIR TOWER TO BE ON SINGLE CIRCUIT.
12. VERTICALLY ALIGNED FLOOR TO FLOOR RECEPTACLES TO BE ON SINGLE CIRCUIT
13. REVIEW HVAC PLANS FOR FIRE/SMOKE DAMPERS AND CONNECT TO 120V AND FIRE ALARM.

ARCHITECTURE
LANDSCAPE ARCHITECTURE
ENERGY SERVICES

NSPJ ARCHITECTS, Inc.
3515 W. 75TH ST., SUITE 201
PRAIRIE VILLAGE, KS 66208

P. 913.831.1415
F. 913.831.1563
NSPJARCH.COM

© COPYRIGHT 2023

STATE OF MISSOURI
RICHARD R. BEARDMORE
NUMBER 2010035744
PROFESSIONAL ENGINEER
05/17/2023

A NEW RESIDENTIAL COMMUNITY AT:

TRILOGY

800 & 810 NW WARD RD. | LEE'S SUMMIT, MO

DRAWING RELEASE LOG
• 03.15.2023 - PERMIT SUBMITTAL

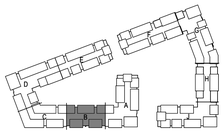

KEY PLAN
NO SCALE

REVISIONS
3 23.0511 ADDENDUM 2
4 23-05-17 CC3

2 1ST FLOOR - SEGMENT B
ELECTRICAL
1/4" = 1'-0"

LS&A
Latimer Sommers & Associates P.A.
CONSULTING ENGINEERS
3639 SW Summerfield Drive, Suite A
Topeka, Kansas 66614-3974
8625 College Boulevard, Suite 102
Overland Park, Kansas 66210
Telephone: (785) 233-3232
Email: lsapa@lsapa.com
LSA PROJECT NO. 2204061

JOB NO. 705921
DATE 03.15.2023
DRAWN BY LSA CAD
5/17/2023 CITY COMMENTS #3
SHEET NAME SEGMENT B - 1ST FLOOR - ELECTRICAL
SHEET NO. E1.06.1

5/18/2023 9:11:46 AM

ARCH E1.50" x 42"

NOTES:
1. COORDINATE WITH OTHER SUB-CONTRACTORS FOR PLACEMENT OF WORK PRIOR TO INSTALLATION BEGINNING.
2. SEE FIRE SUPPRESSION SUBMITTALS AND INCORPORATE ALL DEVICES INTO FIRE ALARM.
3. EXIT LIGHTS SHALL BE VISIBLE TO OCCUPANTS.
4. PROVIDE NEC CLEARANCES FOR ALL PANELS AND ELECTRICAL EQUIPMENT.
5. FOLLOW THE DRAWINGS FOR HOME RUNS AND CIRCUIT NUMBERS. DO NOT COMBINE CIRCUITS IN LARGER CONDUITS UNLESS PRE-APPROVED BY THE ENGINEER.
6. LABEL ALL JUNCTION BOXES AS TO THE PANEL AND CIRCUIT NUMBER SERVED.
7. PANEL DIRECTORIES SHALL BE SPECIFIC TO THE ROOMS/EQUIPMENT SERVED.
8. SEE ARCHITECTURAL DRAWINGS FOR MOUNTING HEIGHTS AND DETAILS.
9. SEE TELECOM DETAILS FOR MISCELLANEOUS POWER NEEDS.
10. ALL DISC FIXTURES ARE TYPE A UNLESS NOTED OTHERWISE ALL CLOSET FIXTURES ARE TYPE N UNLESS NOTED OTHERWISE ALL ⊗ ⊗ ⊗ FIXTURES ARE TYPE X1 UNLESS NOTED OTHERWISE ALL ⊗ FIXTURES ARE TYPE X2 UNLESS NOTED OTHERWISE ALL ⊗ FIXTURES ARE TYPE X3 UNLESS NOTED OTHERWISE ALL ▽ FIXTURES ARE TYPE X4 UNLESS NOTED OTHERWISE
11. LIGHTING AND RECEPTACLES IN STAIR TOWER TO BE ON SINGLE CIRCUIT.
12. VERTICALLY ALIGNED FLOOR TO FLOOR RECEPTACLES TO BE ON SINGLE CIRCUIT
13. REVIEW HVAC PLANS FOR FIRE/SMOKE DAMPERS AND CONNECT TO 120V AND FIRE ALARM.

ARCHITECTURE
LANDSCAPE ARCHITECTURE
ENERGY SERVICES

NSPJ ARCHITECTS

3515 W. 75TH ST., SUITE 201
PRAIRIE VILLAGE, KS 66208

P. 913.831.1415
F. 913.831.1563
NSPJARCH.COM

© COPYRIGHT 2023

STATE OF MISSOURI
RICHARD R. BEARDMORE
NUMBER 2010035010
PROFESSIONAL ENGINEER

05/17/2023

A NEW RESIDENTIAL COMMUNITY AT:

TRILOGY

800 & 810 NW WARD RD. | LEE'S SUMMIT, MO

DRAWING RELEASE LOG
• 03.15.2023 - PERMIT SUBMITTAL

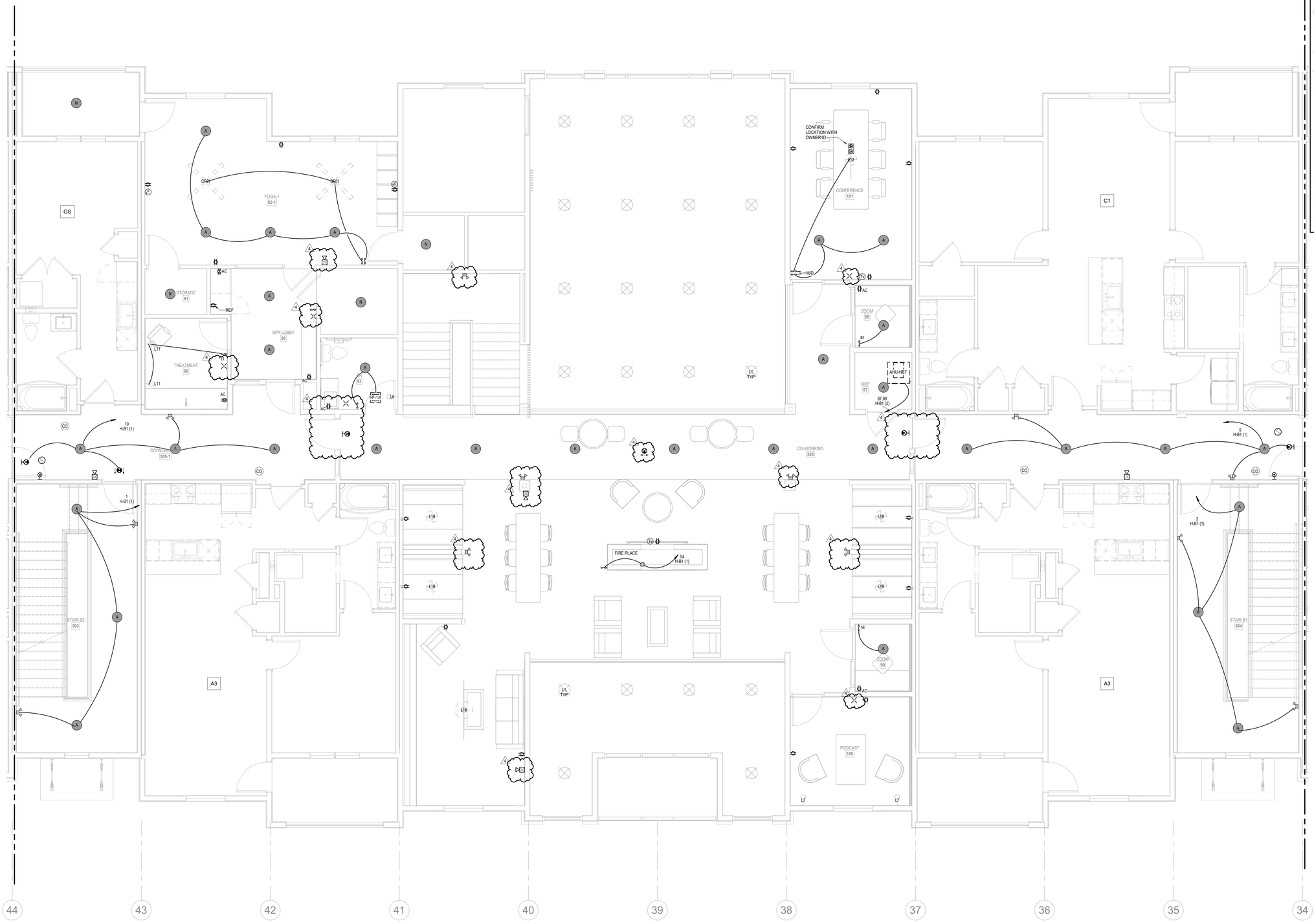

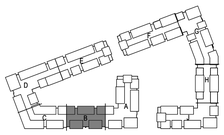

NORTH

KEY PLAN
NO SCALE

△REVISIONS
3 23.05.11 ADDENDUM 2
4 23-05-17 CC3

1 **2ND FLOOR - SEGMENT B**
ELECTRICAL
1/4" = 1'-0"

NORTH

LS&A
Latimer Sommers & Associates P.A.
CONSULTING ENGINEERS
3639 SW Summerfield Drive, Suite A
Topeka, Kansas 66614-3974
8625 College Boulevard, Suite 102
Overland Park, Kansas 66210
Telephone: (785) 233-3232
Email: lsapa@lsapa.com
LSA PROJECT NO. 2204061

JOB NO. 705921
DATE 03.15.2023
DRAWN BY LSA CAD
5/17/2023 CITY COMMENTS #3
SHEET NAME SEGMENT B - 2ND FLOOR - ELECTRICAL
SHEET NO. E1.06.2

5/18/2023 9:11:48 AM

ARCH E1.30" x 42"

NORTH

1 3RD FLOOR - SEGMENT B

ELECTRICAL
1/8" = 1'-0"

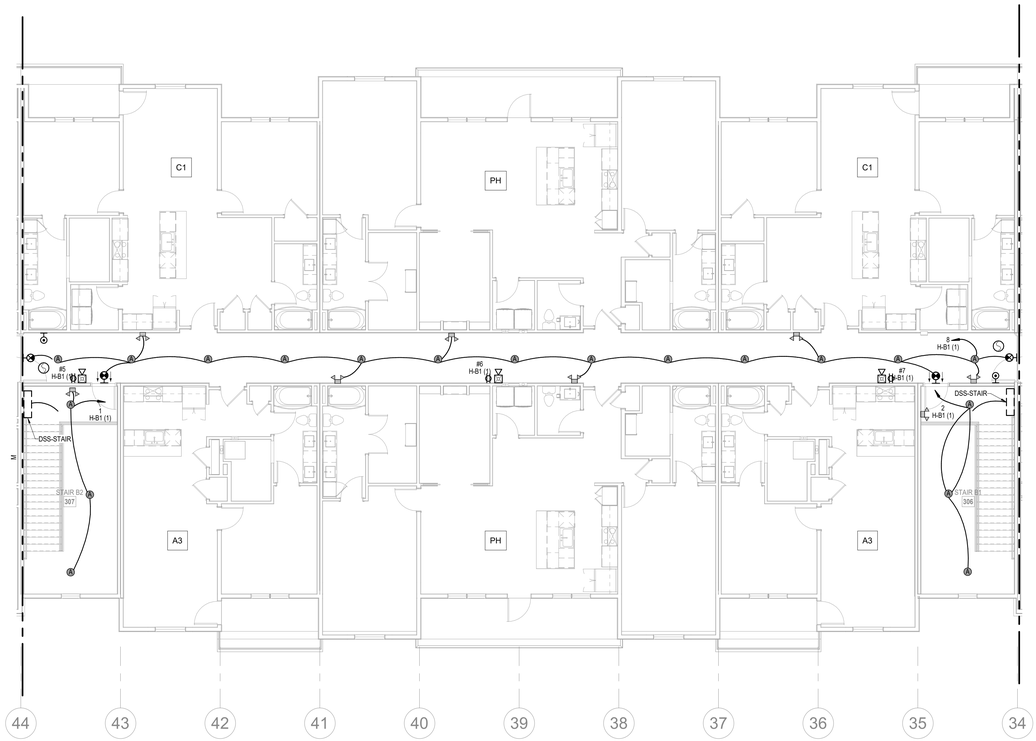

NORTH

2 4TH FLOOR - SEGMENT B

ELECTRICAL
1/8" = 1'-0"

NOTES:

1. COORDINATE WITH OTHER SUB-CONTRACTORS FOR PLACEMENT OF WORK PRIOR TO INSTALLATION BEGINNING.
2. SEE FIRE SUPPRESSION SUBMITTALS AND INCORPORATE ALL DEVICES INTO FIRE ALARM.
3. EXIT LIGHTS SHALL BE VISIBLE TO OCCUPANTS.
4. PROVIDE NEC CLEARANCES FOR ALL PANELS AND ELECTRICAL EQUIPMENT.
5. FOLLOW THE DRAWINGS FOR HOME RUNS AND CIRCUIT NUMBERS. DO NOT COMBINE CIRCUITS IN LARGER CONDUITS UNLESS PRE-APPROVED BY THE ENGINEER.
6. LABEL ALL JUNCTION BOXES AS TO THE PANEL AND CIRCUIT NUMBER SERVED.
7. PANEL DIRECTORIES SHALL BE SPECIFIC TO THE ROOMS/EQUIPMENT SERVED.
8. SEE ARCHITECTURAL DRAWINGS FOR MOUNTING HEIGHTS AND DETAILS.
9. SEE TELECOM DETAILS FOR MISCELLANEOUS POWER NEEDS.
10. ALL DISC FIXTURES ARE TYPE A UNLESS NOTED OTHERWISE
    ALL CLOSET FIXTURES ARE TYPE N UNLESS NOTED OTHERWISE
    ALL ⊗ ⊗ ⊗ FIXTURES ARE TYPE X1 UNLESS NOTED OTHERWISE
    ALL ⊗ FIXTURES ARE TYPE X2 UNLESS NOTED OTHERWISE
    ALL ⊗ FIXTURES ARE TYPE X3 UNLESS NOTED OTHERWISE
    ALL ⊗ FIXTURES ARE TYPE X4 UNLESS NOTED OTHERWISE
11. LIGHTING AND RECEPTACLES IN STAIR TOWER TO BE ON SINGLE CIRCUIT.
12. VERTICALLY ALIGNED FLOOR TO FLOOR RECEPTACLES TO BE ON SINGLE CIRCUIT
13. REVIEW HVAC PLANS FOR FIRE/SMOKE DAMPERS AND CONNECT TO 120V AND FIRE ALARM.

ARCHITECTURE
LANDSCAPE ARCHITECTURE
ENERGY SERVICES

NSPJ ARCHITECTS, Inc.
3515 W. 75TH ST., SUITE 201
PRAIRIE VILLAGE, KS 66208
P. 913.831.1415
F. 913.831.1563
NSPJARCH.COM
© COPYRIGHT 2023

STATE OF MISSOURI
RICHARD R. BEARDMORE
NUMBER 2010019744
PROFESSIONAL ENGINEER
03/15/2023

A NEW RESIDENTIAL COMMUNITY AT:

TRILOGY

800 & 810 NW WARD RD. | LEE'S SUMMIT, MO

DRAWING RELEASE LOG
• 03.15.2023 - PERMIT SUBMITTAL

△REVISIONS

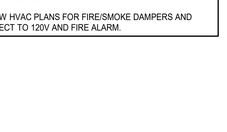

NORTH

KEY PLAN

LS&A
Latimer Sommers & Associates P.A.
CONSULTING ENGINEERS
3639 SW Summerfield Drive, Suite A
Topeka, Kansas 66614-3974
8625 College Boulevard, Suite 102
Overland Park, Kansas 66210
Telephone: (785) 233-3232
Email: lsapa@lsapa.com
LSA PROJECT NO. 2204061

JOB NO. 705921
DATE 03.15.2023
DRAWN BY LSA CAD
4/11/2023 CITY COMMENTS
SHEET NAME SEGMENT B - 3RD & 4TH FLOOR - ELECTRICAL
SHEET NO. E1.07

4/13/2023 9:06:19 PM

ARCH E1.50" x 42"

NOTES:

1. COORDINATE WITH OTHER SUB-CONTRACTORS FOR PLACEMENT OF WORK PRIOR TO INSTALLATION BEGINNING.
2. SEE FIRE SUPPRESSION SUBMITTALS AND INCORPORATE ALL DEVICES INTO FIRE ALARM.
3. EXIT LIGHTS SHALL BE VISIBLE TO OCCUPANTS.
4. PROVIDE NEC CLEARANCES FOR ALL PANELS AND ELECTRICAL EQUIPMENT.
5. FOLLOW THE DRAWINGS FOR HOME RUNS AND CIRCUIT NUMBERS. DO NOT COMBINE CIRCUITS IN LARGER CONDUITS UNLESS PRE-APPROVED BY THE ENGINEER.
6. LABEL ALL JUNCTION BOXES AS TO THE PANEL AND CIRCUIT NUMBER SERVED.
7. PANEL DIRECTORIES SHALL BE SPECIFIC TO THE ROOMS/EQUIPMENT SERVED.
8. SEE ARCHITECTURAL DRAWINGS FOR MOUNTING HEIGHTS AND DETAILS.
9. SEE TELECOM DETAILS FOR MISCELLANEOUS POWER NEEDS.
10. ALL DISC FIXTURES ARE TYPE A UNLESS NOTED OTHERWISE
    ALL CLOSET FIXTURES ARE TYPE N UNLESS NOTED OTHERWISE
    ALL ⊗ ⊗ ⊗ FIXTURES ARE TYPE X1 UNLESS NOTED OTHERWISE
    ALL ⊗ FIXTURES ARE TYPE X2 UNLESS NOTED OTHERWISE
    ALL ⊗ FIXTURES ARE TYPE X3 UNLESS NOTED OTHERWISE
    ALL ⊗ FIXTURES ARE TYPE X4 UNLESS NOTED OTHERWISE
11. LIGHTING AND RECEPTACLES IN STAIR TOWER TO BE ON SINGLE CIRCUIT.
12. VERTICALLY ALIGNED FLOOR TO FLOOR RECEPTACLES TO BE ON SINGLE CIRCUIT
13. REVIEW HVAC PLANS FOR FIRE/SMOKE DAMPERS AND CONNECT TO 120V AND FIRE ALARM.

ARCHITECTURE
LANDSCAPE ARCHITECTURE
ENERGY SERVICES
P. 913.831.1415
F. 913.831.1563
NSPJARCH.COM
© COPYRIGHT 2023

NSPJ ARCHITECTS, Inc.
3515 W. 75TH ST., SUITE 201
PRAIRIE VILLAGE, KS 66208

STATE OF MISSOURI
RICHARD R. BEARDMORE
NUMBER
PROFESSIONAL ENGINEER

04/28/2023

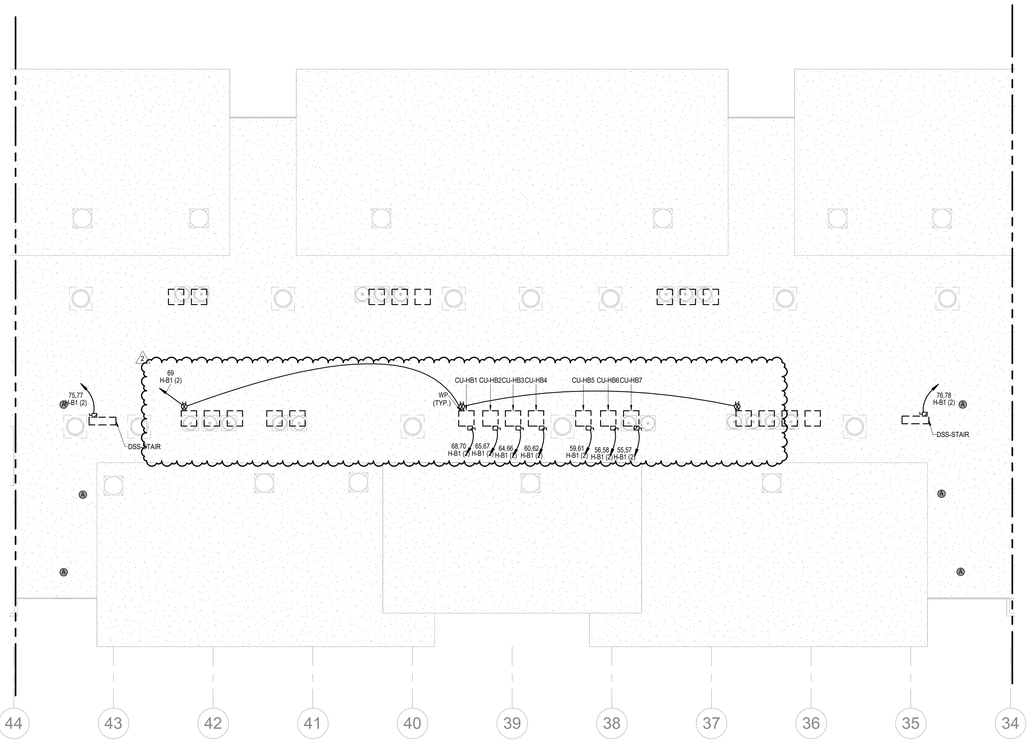

NORTH

1 ROOF PLAN - SEGMENT B

ELECTRICAL
1/8" = 1'-0"

A NEW RESIDENTIAL COMMUNITY AT:

TRILOGY

800 & 810 NW WARD RD. | LEE'S SUMMIT, MO

DRAWING RELEASE LOG
• 03.15.2023 - PERMIT SUBMITTAL

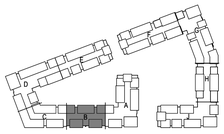

NORTH

KEY PLAN

NO SCALE

△REVISIONS
2 23 0428 ADD 1/CC 2

LS&A
Latimer Sommers & Associates P.A.
CONSULTING ENGINEERS
3639 SW Summerfield Drive, Suite A
Topeka, Kansas 66614-3974
8625 College Boulevard, Suite 102
Overland Park, Kansas 66210
Telephone: (785) 233-3232
Email: lsapa@lsapa.com
LSA PROJECT NO. 2204061

JOB NO. 705921
DATE 03.15.2023
DRAWN BY LSA CAD
4/28/2023 ADDENDUM 1/ CITY COMMENTS #2
SHEET NAME
SEGMENT B - ROOF PLAN - ELECTRICAL
SHEET NO.
E1.08

5/1/2023 3:48:37 PM

ARCH E1 30" x 42"

NOTES:

1. COORDINATE WITH OTHER SUB-CONTRACTORS FOR PLACEMENT OF WORK PRIOR TO INSTALLATION BEGINNING.
2. SEE FIRE SUPPRESSION SUBMITTALS AND INCORPORATE ALL DEVICES INTO FIRE ALARM.
3. EXIT LIGHTS SHALL BE VISIBLE TO OCCUPANTS.
4. PROVIDE NEC CLEARANCES FOR ALL PANELS AND ELECTRICAL EQUIPMENT.
5. FOLLOW THE DRAWINGS FOR HOME RUNS AND CIRCUIT NUMBERS. DO NOT COMBINE CIRCUITS IN LARGER CONDUITS UNLESS PRE-APPROVED BY THE ENGINEER.
6. LABEL ALL JUNCTION BOXES AS TO THE PANEL AND CIRCUIT NUMBER SERVED.
7. PANEL DIRECTORIES SHALL BE SPECIFIC TO THE ROOMS/EQUIPMENT SERVED.
8. SEE ARCHITECTURAL DRAWINGS FOR MOUNTING HEIGHTS AND DETAILS.
9. SEE TELECOM DETAILS FOR MISCELLANEOUS POWER NEEDS.
10. ALL DISC FIXTURES ARE TYPE A UNLESS NOTED OTHERWISE
    ALL CLOSET FIXTURES ARE TYPE N UNLESS NOTED OTHERWISE
    ALL ⊗ ⊗ ⊗ FIXTURES ARE TYPE X1 UNLESS NOTED OTHERWISE
    ALL FIXTURES ARE TYPE X2 UNLESS NOTED OTHERWISE
    ALL FIXTURES ARE TYPE X3 UNLESS NOTED OTHERWISE
    ALL FIXTURES ARE TYPE X4 UNLESS NOTED OTHERWISE
11. LIGHTING AND RECEPTACLES IN STAIR TOWER TO BE ON SINGLE CIRCUIT.
12. VERTICALLY ALIGNED FLOOR TO FLOOR RECEPTACLES TO BE ON SINGLE CIRCUIT
13. REVIEW HVAC PLANS FOR FIRE/SMOKE DAMPERS AND CONNECT TO 120V AND FIRE ALARM.

NSPJ ARCHITECTS PA
ARCHITECTURE
LANDSCAPE ARCHITECTURE
ENERGY SERVICES
3515 W. 75TH ST., SUITE 201
PRAIRIE VILLAGE, KS 66208
P. 913.831.1415
F. 913.831.1563
NSPJARCH.COM
© COPYRIGHT 2023

STATE OF MISSOURI
RICHARD R. BEARDMORE
PROFESSIONAL ENGINEER
04/28/2023

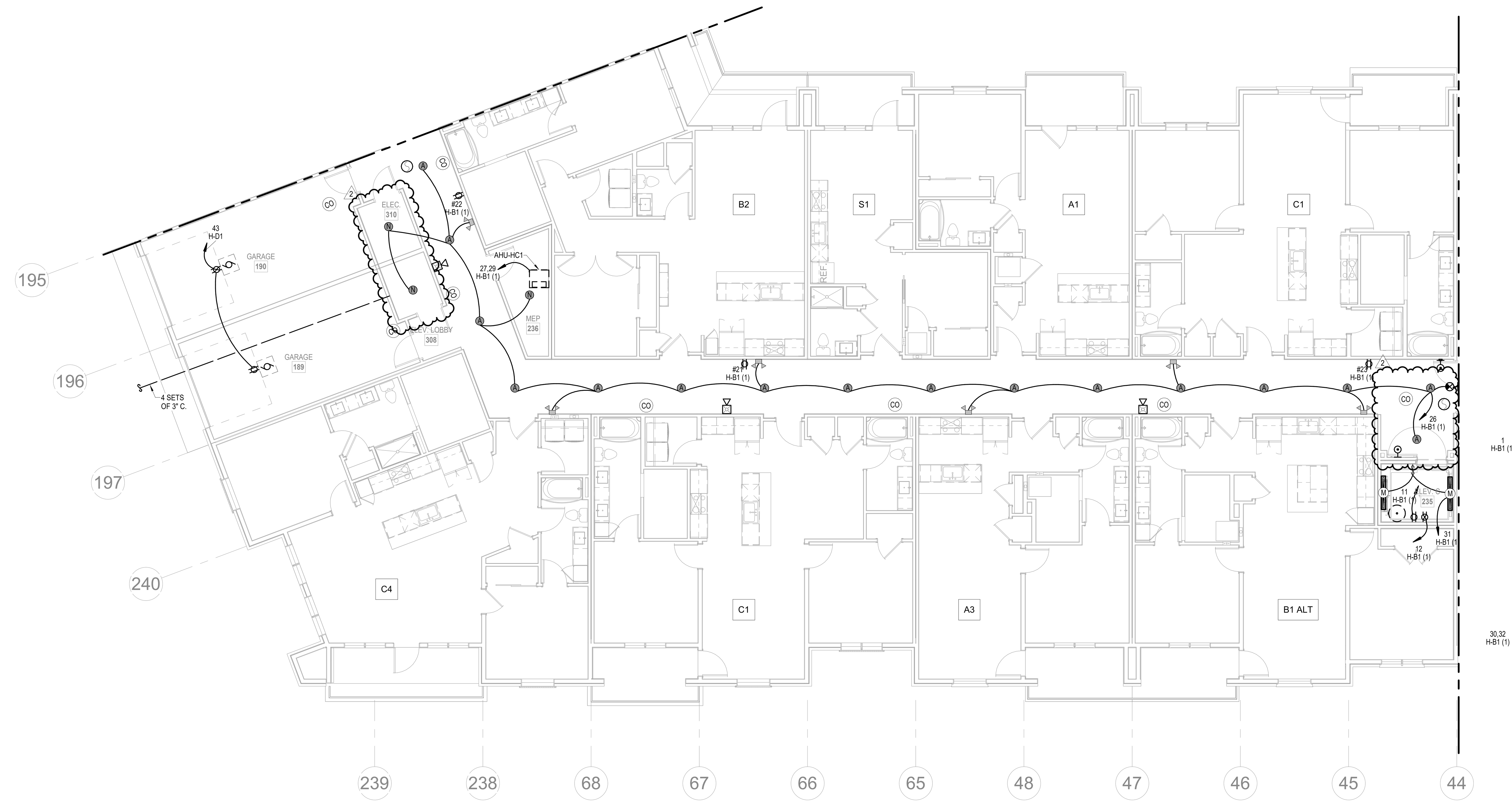

NORTH

1 1ST FLOOR - SEGMENT C

ELECTRICAL
1/8" = 1'-0"

A NEW RESIDENTIAL COMMUNITY AT:

TRILOGY

800 & 810 NW WARD RD. | LEE'S SUMMIT, MO

DRAWING RELEASE LOG
● 03.15.2023 - PERMIT SUBMITTAL

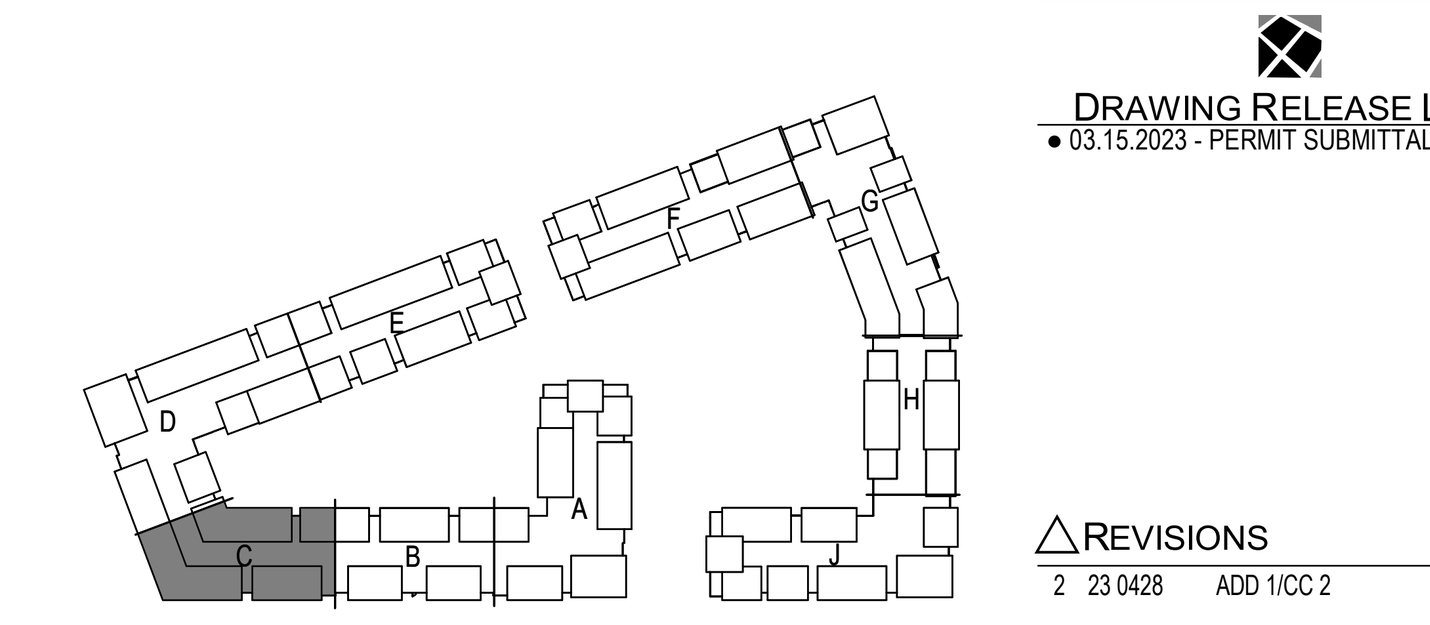

NORTH

KEY PLAN

NO SCALE

REVISIONS

2	23 0428	ADD 1/CC 2

JOB NO. 705921
DATE 03.15.2023
DRAWN BY LSA CAD
4/28/2023 ADDENDUM 1/ CITY COMMENTS #2

LS&A
Latimer Sommers & Associates P.A.
CONSULTING ENGINEERS
3639 SW Summerfield Drive, Suite A
Topeka, Kansas 6614-3974
8625 College Boulevard, Suite 102
Overland Park, Kansas 66210
Telephone: (785) 233-3232
Email: lsapa@lsapa.com
LSA PROJECT NO. 2204061

SHEET NAME
SEGMENT C - 1ST FLOOR - ELECTRICAL

SHEET NO.
E1.09

5/1/2023 3:48:40 PM

ARCH E1.30" x 42"

NOTES:
1. COORDINATE WITH OTHER SUB-CONTRACTORS FOR PLACEMENT OF WORK PRIOR TO INSTALLATION BEGINNING.
2. SEE FIRE SUPPRESSION SUBMITTALS AND INCORPORATE ALL DEVICES INTO FIRE ALARM.
3. EXIT LIGHTS SHALL BE VISIBLE TO OCCUPANTS.
4. PROVIDE NEC CLEARANCES FOR ALL PANELS AND ELECTRICAL EQUIPMENT.
5. FOLLOW THE DRAWINGS FOR HOME RUNS AND CIRCUIT NUMBERS. DO NOT COMBINE CIRCUITS IN LARGER CONDUITS UNLESS PRE-APPROVED BY THE ENGINEER.
6. LABEL ALL JUNCTION BOXES AS TO THE PANEL AND CIRCUIT NUMBER SERVED.
7. PANEL DIRECTORIES SHALL BE SPECIFIC TO THE ROOMS/EQUIPMENT SERVED.
8. SEE ARCHITECTURAL DRAWINGS FOR MOUNTING HEIGHTS AND DETAILS.
9. SEE TELECOM DETAILS FOR MISCELLANEOUS POWER NEEDS.
10. ALL DISC FIXTURES ARE TYPE A UNLESS NOTED OTHERWISE ALL CLOSET FIXTURES ARE TYPE N UNLESS NOTED OTHERWISE ALL ⊗ ⊗ ⊗ FIXTURES ARE TYPE X1 UNLESS NOTED OTHERWISE ALL ⊗ FIXTURES ARE TYPE X2 UNLESS NOTED OTHERWISE ALL ⊗ FIXTURES ARE TYPE X3 UNLESS NOTED OTHERWISE ALL ⊗ FIXTURES ARE TYPE X4 UNLESS NOTED OTHERWISE
11. LIGHTING AND RECEPTACLES IN STAIR TOWER TO BE ON SINGLE CIRCUIT.
12. VERTICALLY ALIGNED FLOOR TO FLOOR RECEPTACLES TO BE ON SINGLE CIRCUIT
13. REVIEW HVAC PLANS FOR FIRE/SMOKE DAMPERS AND CONNECT TO 120V AND FIRE ALARM.

NORTH

1 2ND FLOOR - SEGMENT C

ELECTRICAL

1/8" = 1'-0"

NSPJ ARCHITECTS
ARCHITECTURE
LANDSCAPE ARCHITECTURE
ENERGY SERVICES
P. 913.831.1415
F. 913.831.1563
NSPJARCH.COM
3515 W. 75TH ST., SUITE 201
PRAIRIE VILLAGE, KS 66208

© COPYRIGHT 2023

STATE OF MISSOURI
RICHARD R. BEARDMORE
NUMBER
PROFESSIONAL ENGINEER

04/28/2023

A NEW RESIDENTIAL COMMUNITY AT:

TRILOGY

800 & 810 NW WARD RD. | LEE'S SUMMIT, MO

DRAWING RELEASE LOG
- 03.15.2023 - PERMIT SUBMITTAL

△REVISIONS
2 23 0428 ADD 1/CC 2

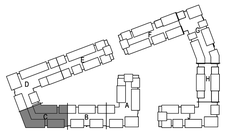

NORTH

KEY PLAN

NO SCALE

LS&A
Latimer Sommers & Associates P.A.
CONSULTING ENGINEERS
3639 SW Summerfield Drive, Suite A
Topeka, Kansas 66614-3974
8625 College Boulevard, Suite 102
Overland Park, Kansas 66210
Telephone: (785) 233-3232
Email: lsapa@lsapa.com
LSA PROJECT NO. 2204061

JOB NO. 705921
DATE 03.15.2023
DRAWN BY LSA CAD
4/28/2023 ADDENDUM 1/ CITY COMMENTS #2
SHEET NAME SEGMENT C - 2ND FLOOR - ELECTRICAL
SHEET NO. E1.10

5/1/2023 3:48:42 PM

ARCH E1.50" x 42"

NOTES:

1. COORDINATE WITH OTHER SUB-CONTRACTORS FOR PLACEMENT OF WORK PRIOR TO INSTALLATION BEGINNING.
2. SEE FIRE SUPPRESSION SUBMITTALS AND INCORPORATE ALL DEVICES INTO FIRE ALARM.
3. EXIT LIGHTS SHALL BE VISIBLE TO OCCUPANTS.
4. PROVIDE NEC CLEARANCES FOR ALL PANELS AND ELECTRICAL EQUIPMENT.
5. FOLLOW THE DRAWINGS FOR HOME RUNS AND CIRCUIT NUMBERS. DO NOT COMBINE CIRCUITS IN LARGER CONDUITS UNLESS PRE-APPROVED BY THE ENGINEER.
6. LABEL ALL JUNCTION BOXES AS TO THE PANEL AND CIRCUIT NUMBER SERVED.
7. PANEL DIRECTORIES SHALL BE SPECIFIC TO THE ROOMS/EQUIPMENT SERVED.
8. SEE ARCHITECTURAL DRAWINGS FOR MOUNTING HEIGHTS AND DETAILS.
9. SEE TELECOM DETAILS FOR MISCELLANEOUS POWER NEEDS.
10. ALL DISC FIXTURES ARE TYPE A UNLESS NOTED OTHERWISE
    ALL CLOSET FIXTURES ARE TYPE N UNLESS NOTED OTHERWISE
    ALL ⊗ ⊗ ⊗ FIXTURES ARE TYPE X1 UNLESS NOTED OTHERWISE
    ALL ⊗ FIXTURES ARE TYPE X2 UNLESS NOTED OTHERWISE
    ALL ⊗ FIXTURES ARE TYPE X3 UNLESS NOTED OTHERWISE
    ALL ⊗ FIXTURES ARE TYPE X4 UNLESS NOTED OTHERWISE
11. LIGHTING AND RECEPTACLES IN STAIR TOWER TO BE ON SINGLE CIRCUIT.
12. VERTICALLY ALIGNED FLOOR TO FLOOR RECEPTACLES TO BE ON SINGLE CIRCUIT
13. REVIEW HVAC PLANS FOR FIRE/SMOKE DAMPERS AND CONNECT TO 120V AND FIRE ALARM.

NORTH

1 3RD FLOOR - SEGMENT C

ELECTRICAL
1/8" = 1'-0"

ARCHITECTURE
LANDSCAPE ARCHITECTURE
ENERGY SERVICES

NSPJ ARCHITECTS
3515 W. 75TH ST., SUITE 201
PRAIRIE VILLAGE, KS 66208
P. 913.831.1415
F. 913.831.1563
NSPJARCH.COM
© COPYRIGHT 2023

STATE OF MISSOURI
RICHARD R. BEARDMORE
NUMBER 2010018744
PROFESSIONAL ENGINEER

04/28/2023

A NEW RESIDENTIAL COMMUNITY AT:

TRILOGY

800 & 810 NW WARD RD. | LEE'S SUMMIT, MO

DRAWING RELEASE LOG
• 03.15.2023 - PERMIT SUBMITTAL

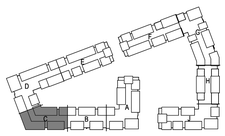

NORTH

KEY PLAN

NO SCALE

△ REVISIONS
2 23 0428 ADD 1/CC 2

LS&A
Latimer Sommers & Associates P.A.
CONSULTING ENGINEERS
3639 SW Summerfield Drive, Suite A
Topeka, Kansas 66614-3974
8625 College Boulevard, Suite 102
Overland Park, Kansas 66210
Telephone: (785) 233-3232
Email: lsapa@lsapa.com
LSA PROJECT NO. 2204061

JOB NO. 705921
DATE 03.15.2023
DRAWN BY LSA CAD
4/28/2023 ADDENDUM 1/ CITY COMMENTS #2
SHEET NAME SEGMENT C - 3RD FLOOR - ELECTRICAL
SHEET NO. E1.11

5/1/2023 3:48:43 PM

ARCH E1.30" x 42"

NOTES:

1. COORDINATE WITH OTHER SUB-CONTRACTORS FOR PLACEMENT OF WORK PRIOR TO INSTALLATION BEGINNING.
2. SEE FIRE SUPPRESSION SUBMITTALS AND INCORPORATE ALL DEVICES INTO FIRE ALARM.
3. EXIT LIGHTS SHALL BE VISIBLE TO OCCUPANTS.
4. PROVIDE NEC CLEARANCES FOR ALL PANELS AND ELECTRICAL EQUIPMENT.
5. FOLLOW THE DRAWINGS FOR HOME RUNS AND CIRCUIT NUMBERS. DO NOT COMBINE CIRCUITS IN LARGER CONDUITS UNLESS PRE-APPROVED BY THE ENGINEER.
6. LABEL ALL JUNCTION BOXES AS TO THE PANEL AND CIRCUIT NUMBER SERVED.
7. PANEL DIRECTORIES SHALL BE SPECIFIC TO THE ROOMS/EQUIPMENT SERVED.
8. SEE ARCHITECTURAL DRAWINGS FOR MOUNTING HEIGHTS AND DETAILS.
9. SEE TELECOM DETAILS FOR MISCELLANEOUS POWER NEEDS.
10. ALL DISC FIXTURES ARE TYPE A UNLESS NOTED OTHERWISE
    ALL CLOSET FIXTURES ARE TYPE N UNLESS NOTED OTHERWISE
    ALL ⊗ ⊗ ⊗ FIXTURES ARE TYPE X1 UNLESS NOTED OTHERWISE
    ALL ⊗ FIXTURES ARE TYPE X2 UNLESS NOTED OTHERWISE
    ALL ⊗ FIXTURES ARE TYPE X3 UNLESS NOTED OTHERWISE
    ALL ⊗ FIXTURES ARE TYPE X4 UNLESS NOTED OTHERWISE
11. LIGHTING AND RECEPTACLES IN STAIR TOWER TO BE ON SINGLE CIRCUIT.
12. VERTICALLY ALIGNED FLOOR TO FLOOR RECEPTACLES TO BE ON SINGLE CIRCUIT
13. REVIEW HVAC PLANS FOR FIRE/SMOKE DAMPERS AND CONNECT TO 120V AND FIRE ALARM.

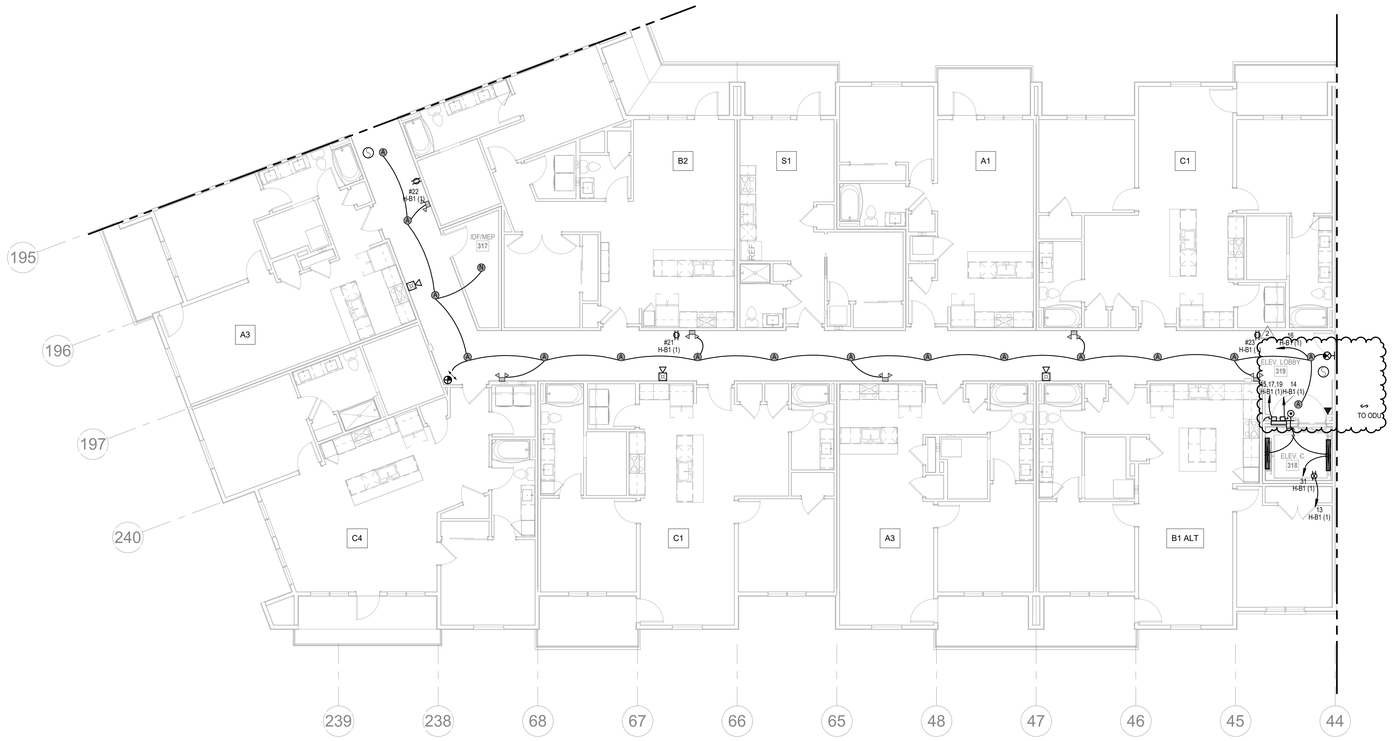

NORTH

1 4TH FLOOR - SEGMENT C
ELECTRICAL
1/8" = 1'-0"

ARCHITECTURE
LANDSCAPE ARCHITECTURE
ENERGY SERVICES
NSPJ ARCHITECTS, Inc.
3515 W. 75TH ST., SUITE 201
PRAIRIE VILLAGE, KS 66208
P. 913.831.1415
F. 913.831.1563
NSPJARCH.COM
© COPYRIGHT 2023

STATE OF MISSOURI
RICHARD R. BEARDMORE
NUMBER 2010035010
PROFESSIONAL ENGINEER

04/28/2023

A NEW RESIDENTIAL COMMUNITY AT:
TRILOGY
800 & 810 NW WARD RD. | LEE'S SUMMIT, MO

DRAWING RELEASE LOG
• 03.15.2023 - PERMIT SUBMITTAL

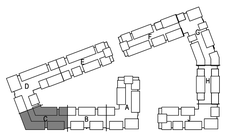

NORTH

KEY PLAN
NO SCALE

△ REVISIONS
2 23.04.28 ADD 1/CC 2

LS&A
Latimer Sommers & Associates P.A.
CONSULTING ENGINEERS
3639 SW Summerfield Drive, Suite A
Topeka, Kansas 66614-3974
8625 College Boulevard, Suite 102
Overland Park, Kansas 66210
Telephone: (785) 233-3232
Email: lsapa@lsapa.com
LSA PROJECT NO. 2204061

JOB NO. 705921
DATE 03.15.2023
DRAWN BY LSA CAD
4/28/2023 ADDENDUM 1/ CITY COMMENTS #2
SHEET NAME
SEGMENT C - 4TH FLOOR - ELECTRICAL
SHEET NO.
E1.12

5/1/2023 3:48:46 PM

ARCH E1.30" x 42"

NOTES:
1. COORDINATE WITH OTHER SUB-CONTRACTORS FOR PLACEMENT OF WORK PRIOR TO INSTALLATION BEGINNING.
2. SEE FIRE SUPPRESSION SUBMITTALS AND INCORPORATE ALL DEVICES INTO FIRE ALARM.
3. EXIT LIGHTS SHALL BE VISIBLE TO OCCUPANTS.
4. PROVIDE NEC CLEARANCES FOR ALL PANELS AND ELECTRICAL EQUIPMENT.
5. FOLLOW THE DRAWINGS FOR HOME RUNS AND CIRCUIT NUMBERS. DO NOT COMBINE CIRCUITS IN LARGER CONDUITS UNLESS PRE-APPROVED BY THE ENGINEER.
6. LABEL ALL JUNCTION BOXES AS TO THE PANEL AND CIRCUIT NUMBER SERVED.
7. PANEL DIRECTORIES SHALL BE SPECIFIC TO THE ROOMS/EQUIPMENT SERVED.
8. SEE ARCHITECTURAL DRAWINGS FOR MOUNTING HEIGHTS AND DETAILS.
9. SEE TELECOM DETAILS FOR MISCELLANEOUS POWER NEEDS.
10. ALL DISC FIXTURES ARE TYPE A UNLESS NOTED OTHERWISE ALL CLOSET FIXTURES ARE TYPE N UNLESS NOTED OTHERWISE ALL ⊗ ⊗ ⊗ FIXTURES ARE TYPE X1 UNLESS NOTED OTHERWISE ALL ⊗ FIXTURES ARE TYPE X2 UNLESS NOTED OTHERWISE ALL ⊗ FIXTURES ARE TYPE X3 UNLESS NOTED OTHERWISE ALL ▽ FIXTURES ARE TYPE X4 UNLESS NOTED OTHERWISE
11. LIGHTING AND RECEPTACLES IN STAIR TOWER TO BE ON SINGLE CIRCUIT.
12. VERTICALLY ALIGNED FLOOR TO FLOOR RECEPTACLES TO BE ON SINGLE CIRCUIT
13. REVIEW HVAC PLANS FOR FIRE/SMOKE DAMPERS AND CONNECT TO 120V AND FIRE ALARM.

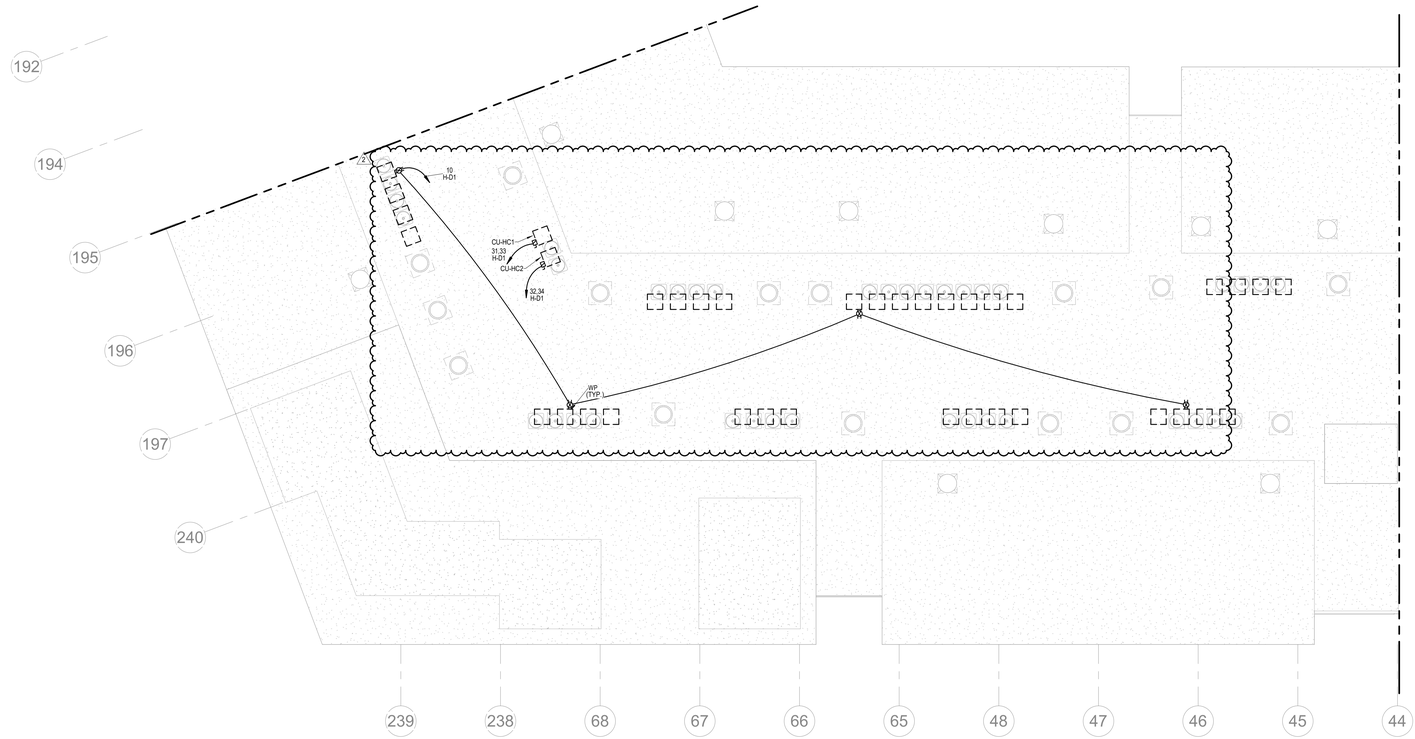

NORTH

1 ROOF PLAN - SEGMENT C

ELECTRICAL
1/8" = 1'-0"

ARCHITECTURE
LANDSCAPE
ARCHITECTURE
ENERGY SERVICES

NSPJ ARCHITECTS, Inc.
3515 W. 75TH ST., SUITE 201
PRAIRIE VILLAGE, KS 66208

P. 913.831.1415
F. 913.831.1563
NSPJARCH.COM

© COPYRIGHT 2023

STATE OF MISSOURI
RICHARD R. BEARDMORE
NUMBER
PROFESSIONAL ENGINEER

04/28/2023

A NEW RESIDENTIAL COMMUNITY AT:

TRILOGY

800 & 810 NW WARD RD. | LEE'S SUMMIT, MO

DRAWING RELEASE LOG
• 03.15.2023 - PERMIT SUBMITTAL

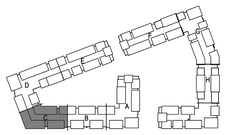

NORTH

KEY PLAN

NO SCALE

△REVISIONS
2 23.0428 ADD 1/CC 2

LS&A
Latimer Sommers & Associates P.A.
CONSULTING ENGINEERS
3639 SW Summerfield Drive, Suite A
Topeka, Kansas 66614-3974
8625 College Boulevard, Suite 102
Overland Park, Kansas 66210
Telephone: (785) 233-3232
Email: lsapa@lsapa.com

LSA PROJECT NO. 2204061

JOB NO. 705921
DATE 03.15.2023
DRAWN BY LSA CAD
4/28/2023 ADDENDUM 1/ CITY COMMENTS #2
SHEET NAME SEGMENT C - ROOF PLAN - ELECTRICAL
SHEET NO. E1.13

5/1/2023 3:48:48 PM

ARCH E1.30" x 42"

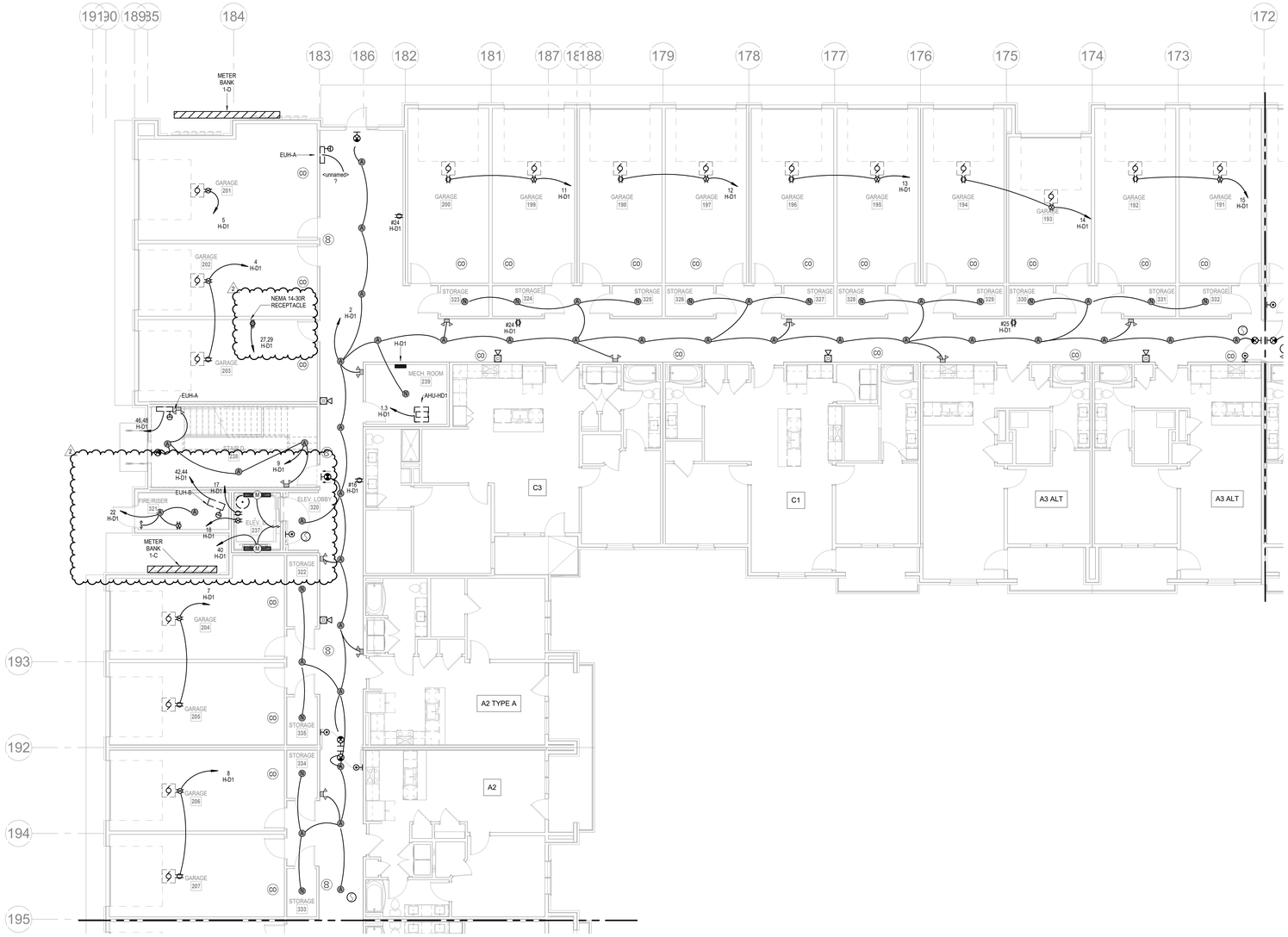

NORTH

1 1ST FLOOR - SEGMENT D

ELECTRICAL
1/8" = 1'-0"

NOTES:
1. COORDINATE WITH OTHER SUB-CONTRACTORS FOR PLACEMENT OF WORK PRIOR TO INSTALLATION BEGINNING.
2. SEE FIRE SUPPRESSION SUBMITTALS AND INCORPORATE ALL DEVICES INTO FIRE ALARM.
3. EXIT LIGHTS SHALL BE VISIBLE TO OCCUPANTS.
4. PROVIDE NEC CLEARANCES FOR ALL PANELS AND ELECTRICAL EQUIPMENT.
5. FOLLOW THE DRAWINGS FOR HOME RUNS AND CIRCUIT NUMBERS. DO NOT COMBINE CIRCUITS IN LARGER CONDUITS UNLESS PRE-APPROVED BY THE ENGINEER.
6. LABEL ALL JUNCTION BOXES AS TO THE PANEL AND CIRCUIT NUMBER SERVED.
7. PANEL DIRECTORIES SHALL BE SPECIFIC TO THE ROOMS/EQUIPMENT SERVED.
8. SEE ARCHITECTURAL DRAWINGS FOR MOUNTING HEIGHTS AND DETAILS.
9. SEE TELECOM DETAILS FOR MISCELLANEOUS POWER NEEDS.
10. ALL DISC FIXTURES ARE TYPE A UNLESS NOTED OTHERWISE ALL CLOSET FIXTURES ARE TYPE N UNLESS NOTED OTHERWISE ALL ⊗ ⊗ ⊗ FIXTURES ARE TYPE X1 UNLESS NOTED OTHERWISE ALL ⊗ FIXTURES ARE TYPE X2 UNLESS NOTED OTHERWISE ALL ⊗ FIXTURES ARE TYPE X3 UNLESS NOTED OTHERWISE ALL ⊗ FIXTURES ARE TYPE X4 UNLESS NOTED OTHERWISE
11. LIGHTING AND RECEPTACLES IN STAIR TOWER TO BE ON SINGLE CIRCUIT.
12. VERTICALLY ALIGNED FLOOR TO FLOOR RECEPTACLES TO BE ON SINGLE CIRCUIT
13. REVIEW HVAC PLANS FOR FIRE/SMOKE DAMPERS AND CONNECT TO 120V AND FIRE ALARM.

ARCHITECTURE
LANDSCAPE ARCHITECTURE
ENERGY SERVICES
P. 913.831.1415
F. 913.831.1563
NSPJARCH.COM
© COPYRIGHT 2023

NSPJ ARCHITECTS, Inc.
3515 W. 75TH ST., SUITE 201
PRAIRIE VILLAGE, KS 66208

STATE OF MISSOURI
RICHARD R. BEARDMORE
NUMBER A-2010035766
PROFESSIONAL ENGINEER
04/28/2023

A NEW RESIDENTIAL COMMUNITY AT:
TRILOGY
800 & 810 NW WARD RD. | LEE'S SUMMIT, MO

DRAWING RELEASE LOG
• 03.15.2023 - PERMIT SUBMITTAL

△ REVISIONS
2 23.0428 ADD 1/CC 2

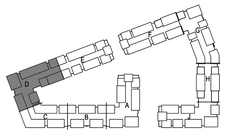

NORTH

KEY PLAN
NO SCALE

LS&A
Latimer Sommers & Associates P.A.
CONSULTING ENGINEERS
3639 SW Summerfield Drive, Suite A
Topeka, Kansas 6614-3974
8625 College Boulevard, Suite 102
Overland Park, Kansas 66210
Telephone: (785) 233-3232
Email: lsapa@lsapa.com
LSA PROJECT NO. 2204061

JOB NO. 705921
DATE 03.15.2023
DRAWN BY LSA CAD
4/28/2023 ADDENDUM 1/ CITY COMMENTS #2
SHEET NAME SEGMENT D - 1ST FLOOR - ELECTRICAL
SHEET NO. E1.14

5/1/2023 3:48:52 PM

ARCH E1.50" x 42"

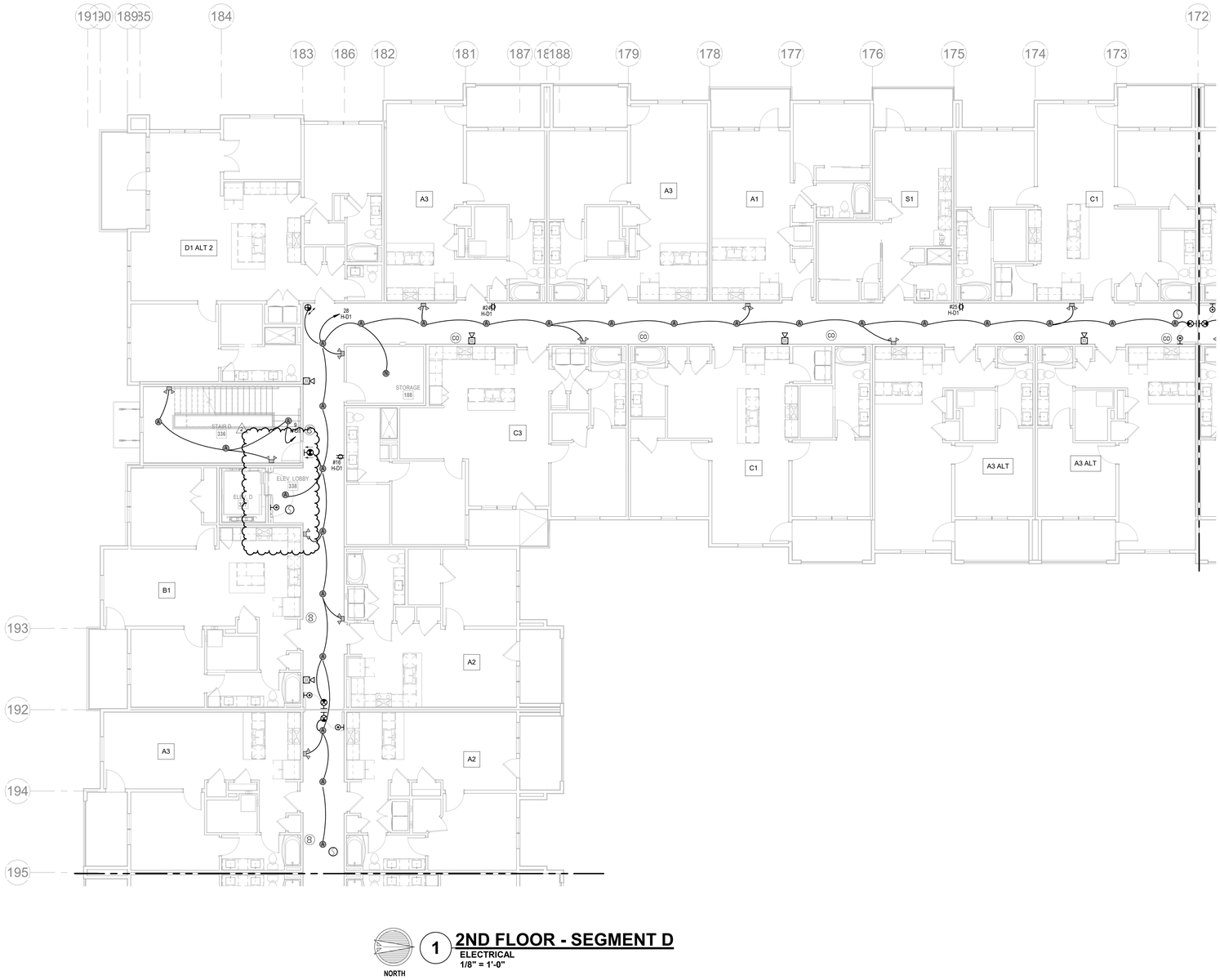

1 **2ND FLOOR - SEGMENT D**
ELECTRICAL
1/8" = 1'-0"

NORTH

NOTES:
1. COORDINATE WITH OTHER SUB-CONTRACTORS FOR PLACEMENT OF WORK PRIOR TO INSTALLATION BEGINNING.
2. SEE FIRE SUPPRESSION SUBMITTALS AND INCORPORATE ALL DEVICES INTO FIRE ALARM.
3. EXIT LIGHTS SHALL BE VISIBLE TO OCCUPANTS.
4. PROVIDE NEC CLEARANCES FOR ALL PANELS AND ELECTRICAL EQUIPMENT.
5. FOLLOW THE DRAWINGS FOR HOME RUNS AND CIRCUIT NUMBERS. DO NOT COMBINE CIRCUITS IN LARGER CONDUITS UNLESS PRE-APPROVED BY THE ENGINEER.
6. LABEL ALL JUNCTION BOXES AS TO THE PANEL AND CIRCUIT NUMBER SERVED.
7. PANEL DIRECTORIES SHALL BE SPECIFIC TO THE ROOMS/EQUIPMENT SERVED.
8. SEE ARCHITECTURAL DRAWINGS FOR MOUNTING HEIGHTS AND DETAILS.
9. SEE TELECOM DETAILS FOR MISCELLANEOUS POWER NEEDS.
10. ALL DISC FIXTURES ARE TYPE A UNLESS NOTED OTHERWISE ALL CLOSET FIXTURES ARE TYPE N UNLESS NOTED OTHERWISE ALL ⊗ ⊗ ⊗ FIXTURES ARE TYPE X1 UNLESS NOTED OTHERWISE ALL ⊗ FIXTURES ARE TYPE X2 UNLESS NOTED OTHERWISE ALL ⊗ FIXTURES ARE TYPE X3 UNLESS NOTED OTHERWISE ALL ⊗ FIXTURES ARE TYPE X4 UNLESS NOTED OTHERWISE
11. LIGHTING AND RECEPTACLES IN STAIR TOWER TO BE ON SINGLE CIRCUIT.
12. VERTICALLY ALIGNED FLOOR TO FLOOR RECEPTACLES TO BE ON SINGLE CIRCUIT
13. REVIEW HVAC PLANS FOR FIRE/SMOKE DAMPERS AND CONNECT TO 120V AND FIRE ALARM.

ARCHITECTURE
LANDSCAPE ARCHITECTURE
ENERGY SERVICES
NSPJ ARCHITECTS, Inc.
3515 W. 75TH ST., SUITE 201
PRAIRIE VILLAGE, KS 66208
P. 913.831.1415
F. 913.831.1563
NSPJARCH.COM

© COPYRIGHT 2023

STATE OF MISSOURI
RICHARD R. BEARDMORE
NUMBER 2010018010
PROFESSIONAL ENGINEER
04/28/2023

A NEW RESIDENTIAL COMMUNITY AT:
TRILOGY
800 & 810 NW WARD RD. | LEE'S SUMMIT, MO

DRAWING RELEASE LOG
• 03.15.2023 - PERMIT SUBMITTAL

△REVISIONS
2 23.0428 ADD 1/CC 2

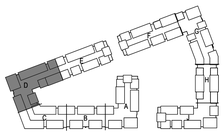

NORTH

KEY PLAN
NO SCALE

LS&A
Latimer Sommers & Associates P.A.
CONSULTING ENGINEERS
3639 SW Summerfield Drive, Suite A
Topeka, Kansas 66614-2874
8625 College Boulevard, Suite 102
Overland Park, Kansas 66210
Telephone: (785) 233-3232
Email: lsapa@lsapa.com
LSA PROJECT NO. 2204061

JOB NO. 705921
DATE 03.15.2023
DRAWN BY LSA CAD
4/28/2023 ADDENDUM 1/ CITY COMMENTS #2
SHEET NAME SEGMENT D - 2ND FLOOR - ELECTRICAL
SHEET NO. E1.15

5/1/2023 3:48:55 PM

ARCH E1.30" x 42"

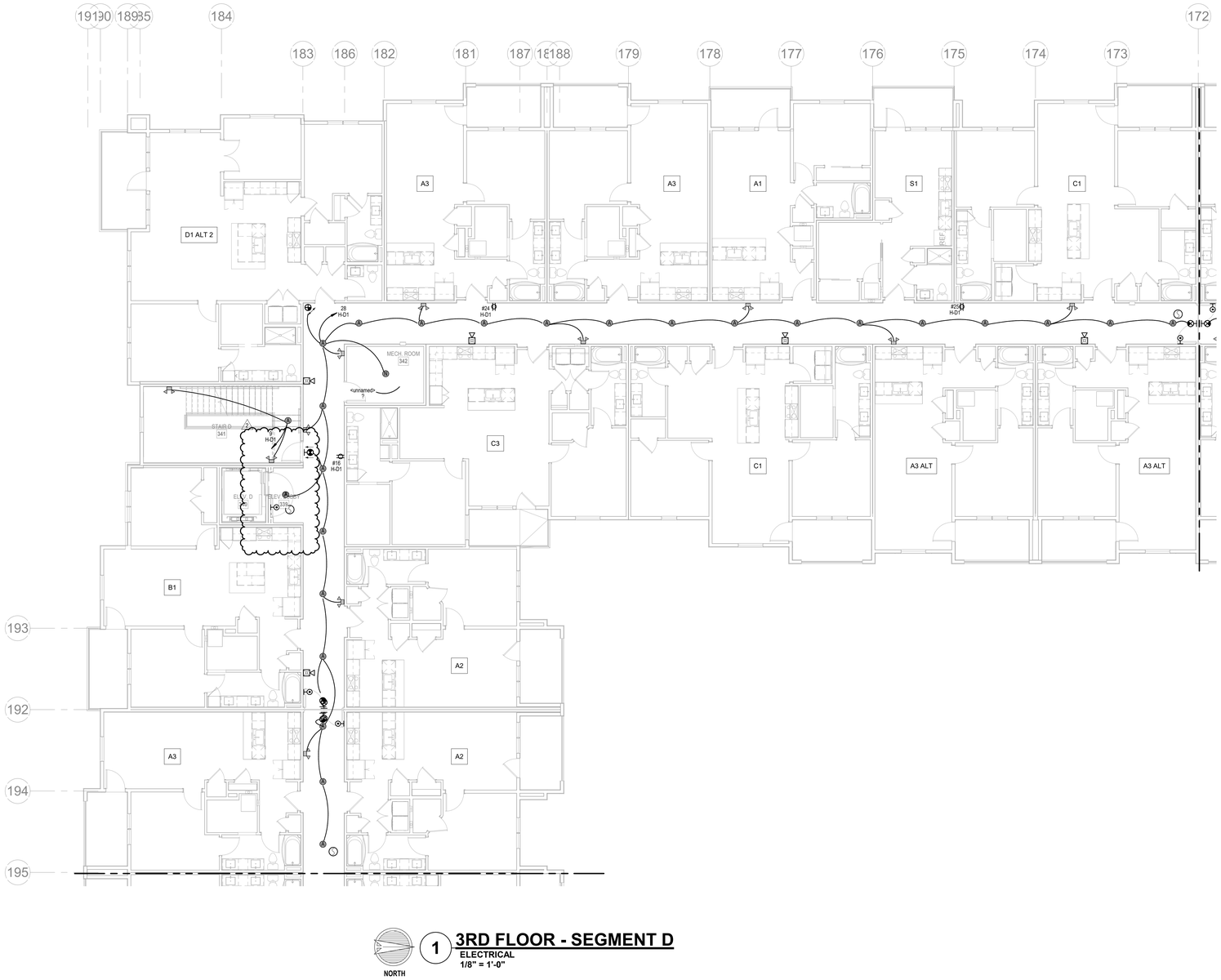

1 **3RD FLOOR - SEGMENT D**
ELECTRICAL
1/8" = 1'-0"

NORTH

NOTES:
1. COORDINATE WITH OTHER SUB-CONTRACTORS FOR PLACEMENT OF WORK PRIOR TO INSTALLATION BEGINNING.
2. SEE FIRE SUPPRESSION SUBMITTALS AND INCORPORATE ALL DEVICES INTO FIRE ALARM.
3. EXIT LIGHTS SHALL BE VISIBLE TO OCCUPANTS.
4. PROVIDE NEC CLEARANCES FOR ALL PANELS AND ELECTRICAL EQUIPMENT.
5. FOLLOW THE DRAWINGS FOR HOME RUNS AND CIRCUIT NUMBERS. DO NOT COMBINE CIRCUITS IN LARGER CONDUITS UNLESS PRE-APPROVED BY THE ENGINEER.
6. LABEL ALL JUNCTION BOXES AS TO THE PANEL AND CIRCUIT NUMBER SERVED.
7. PANEL DIRECTORIES SHALL BE SPECIFIC TO THE ROOMS/EQUIPMENT SERVED.
8. SEE ARCHITECTURAL DRAWINGS FOR MOUNTING HEIGHTS AND DETAILS.
9. SEE TELECOM DETAILS FOR MISCELLANEOUS POWER NEEDS.
10. ALL DISC FIXTURES ARE TYPE A UNLESS NOTED OTHERWISE ALL CLOSET FIXTURES ARE TYPE N UNLESS NOTED OTHERWISE ALL ⊗ ⊗ ⊗ FIXTURES ARE TYPE X1 UNLESS NOTED OTHERWISE ALL ⊗ FIXTURES ARE TYPE X2 UNLESS NOTED OTHERWISE ALL ⊗ FIXTURES ARE TYPE X3 UNLESS NOTED OTHERWISE ALL ⊗ FIXTURES ARE TYPE X4 UNLESS NOTED OTHERWISE
11. LIGHTING AND RECEPTACLES IN STAIR TOWER TO BE ON SINGLE CIRCUIT.
12. VERTICALLY ALIGNED FLOOR TO FLOOR RECEPTACLES TO BE ON SINGLE CIRCUIT
13. REVIEW HVAC PLANS FOR FIRE/SMOKE DAMPERS AND CONNECT TO 120V AND FIRE ALARM.

ARCHITECTURE
LANDSCAPE ARCHITECTURE
ENERGY SERVICES

NSPJ ARCHITECTS, Inc.
3515 W. 75TH ST., SUITE 201
PRAIRIE VILLAGE, KS 66208
P. 913.831.1415
F. 913.831.1563
NSPJARCH.COM

© COPYRIGHT 2023

STATE OF MISSOURI
RICHARD R. BEARDMORE
NUMBER
PROFESSIONAL ENGINEER

04/28/2023

A NEW RESIDENTIAL COMMUNITY AT:

TRILOGY

800 & 810 NW WARD RD. | LEE'S SUMMIT, MO

DRAWING RELEASE LOG
- 03.15.2023 - PERMIT SUBMITTAL

REVISIONS
2 23.0428 ADD 1/CC 2

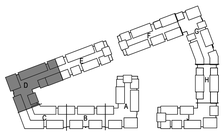

NORTH

KEY PLAN
NO SCALE

LS&A
Latimer Sommers & Associates P.A.
CONSULTING ENGINEERS
3639 SW Summerfield Drive, Suite A
Topeka, Kansas 66614-3974
8625 College Boulevard, Suite 102
Overland Park, Kansas 66210
Telephone: (785) 233-3232
Email: lsapa@lsapa.com
LSA PROJECT NO. 2204061

JOB NO. 705921
DATE 03.15.2023
DRAWN BY LSA CAD
4/28/2023 ADDENDUM 1/ CITY COMMENTS #2
SHEET NAME SEGMENT D - 3RD FLOOR - ELECTRICAL
SHEET NO. E1.16

5/1/2023 3:48:57 PM

ARCH E1.50" x 42"

NOTES:
1. COORDINATE WITH OTHER SUB-CONTRACTORS FOR PLACEMENT OF WORK PRIOR TO INSTALLATION BEGINNING.
2. SEE FIRE SUPPRESSION SUBMITTALS AND INCORPORATE ALL DEVICES INTO FIRE ALARM.
3. EXIT LIGHTS SHALL BE VISIBLE TO OCCUPANTS.
4. PROVIDE NEC CLEARANCES FOR ALL PANELS AND ELECTRICAL EQUIPMENT.
5. FOLLOW THE DRAWINGS FOR HOME RUNS AND CIRCUIT NUMBERS. DO NOT COMBINE CIRCUITS IN LARGER CONDUITS UNLESS PRE-APPROVED BY THE ENGINEER.
6. LABEL ALL JUNCTION BOXES AS TO THE PANEL AND CIRCUIT NUMBER SERVED.
7. PANEL DIRECTORIES SHALL BE SPECIFIC TO THE ROOMS/EQUIPMENT SERVED.
8. SEE ARCHITECTURAL DRAWINGS FOR MOUNTING HEIGHTS AND DETAILS.
9. SEE TELECOM DETAILS FOR MISCELLANEOUS POWER NEEDS.
10. ALL DISC FIXTURES ARE TYPE A UNLESS NOTED OTHERWISE ALL CLOSET FIXTURES ARE TYPE N UNLESS NOTED OTHERWISE ALL ⊗ ⊗ ⊗ FIXTURES ARE TYPE X1 UNLESS NOTED OTHERWISE ALL ⊗ FIXTURES ARE TYPE X2 UNLESS NOTED OTHERWISE ALL ⊗ FIXTURES ARE TYPE X3 UNLESS NOTED OTHERWISE ALL ⊗ FIXTURES ARE TYPE X4 UNLESS NOTED OTHERWISE
11. LIGHTING AND RECEPTACLES IN STAIR TOWER TO BE ON SINGLE CIRCUIT.
12. VERTICALLY ALIGNED FLOOR TO FLOOR RECEPTACLES TO BE ON SINGLE CIRCUIT
13. REVIEW HVAC PLANS FOR FIRE/SMOKE DAMPERS AND CONNECT TO 120V AND FIRE ALARM.

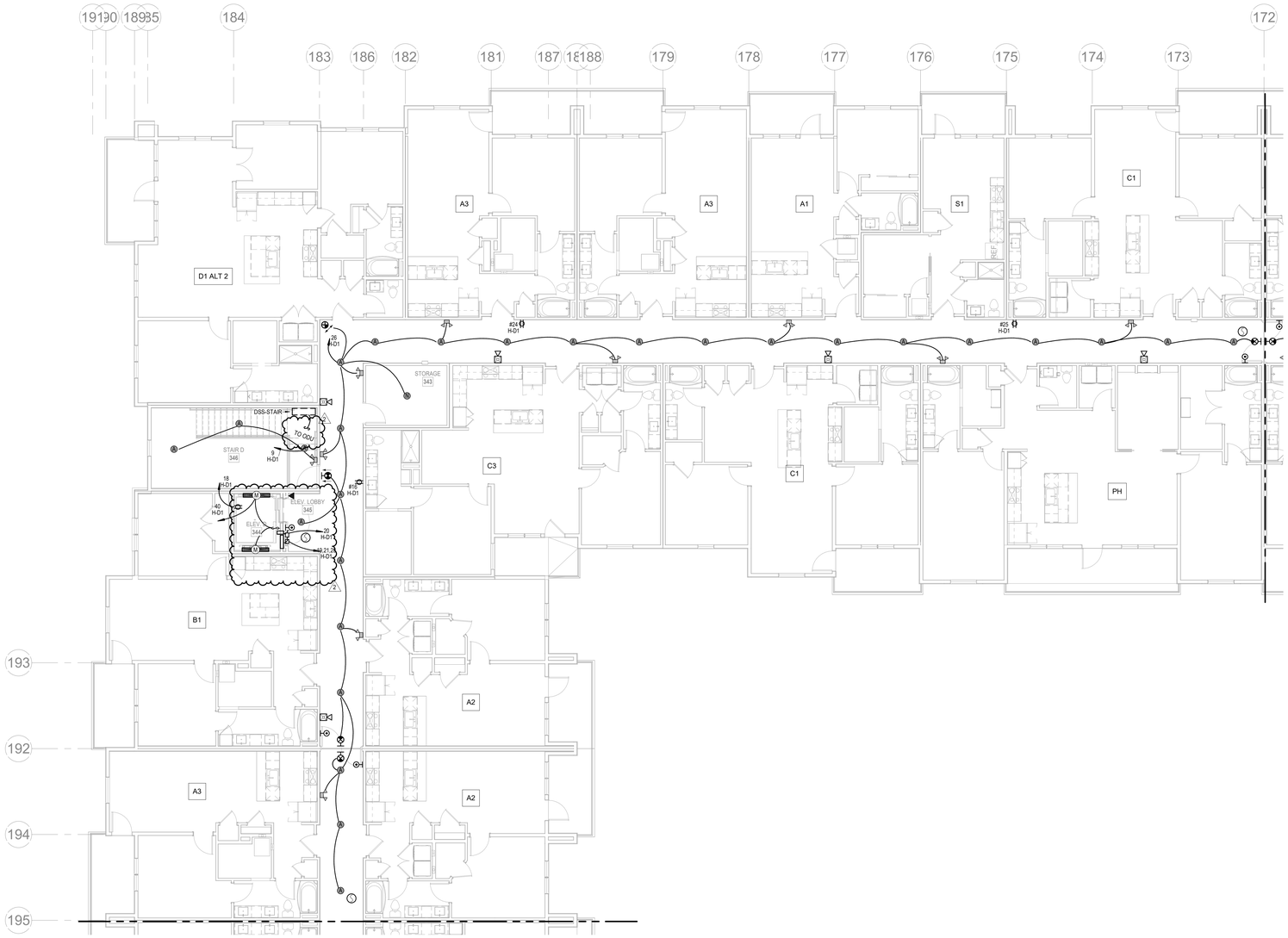

NORTH

1 4TH FLOOR - SEGMENT D

ELECTRICAL
1/8" = 1'-0"

NSPJ ARCHITECTS, Inc.
ARCHITECTURE LANDSCAPE ARCHITECTURE ENERGY SERVICES
3515 W. 75TH ST., SUITE 201
PRAIRIE VILLAGE, KS 66208
P. 913.831.1415
F. 913.831.1563
NSPJARCH.COM

© COPYRIGHT 2023

STATE OF MISSOURI
RICHARD R. BEARDMORE
NUMBER
PROFESSIONAL ENGINEER

04/28/2023

A NEW RESIDENTIAL COMMUNITY AT:

TRILOGY

800 & 810 NW WARD RD. | LEE'S SUMMIT, MO

DRAWING RELEASE LOG
- 03.15.2023 - PERMIT SUBMITTAL

REVISIONS
2 23.0428 ADD 1/CC 2

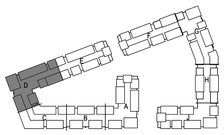

NORTH

KEY PLAN

NO SCALE

LS&A
Latimer Sommers & Associates P.A.
CONSULTING ENGINEERS
3639 SW Summerfield Drive, Suite A
Topeka, Kansas 66614-3974
8625 College Boulevard, Suite 102
Overland Park, Kansas 66210
Telephone: (785) 233-3232
Email: lsapa@lsapa.com

LSA PROJECT NO. 2204061

JOB NO. 705921
DATE 03.15.2023
DRAWN BY LSA CAD
4/28/2023 ADDENDUM 1/ CITY COMMENTS #2
SHEET NAME SEGMENT D - 4TH FLOOR - ELECTRICAL
SHEET NO. E1.17

5/1/2023 3:48:00 PM

ARCH E1.30" x 42"

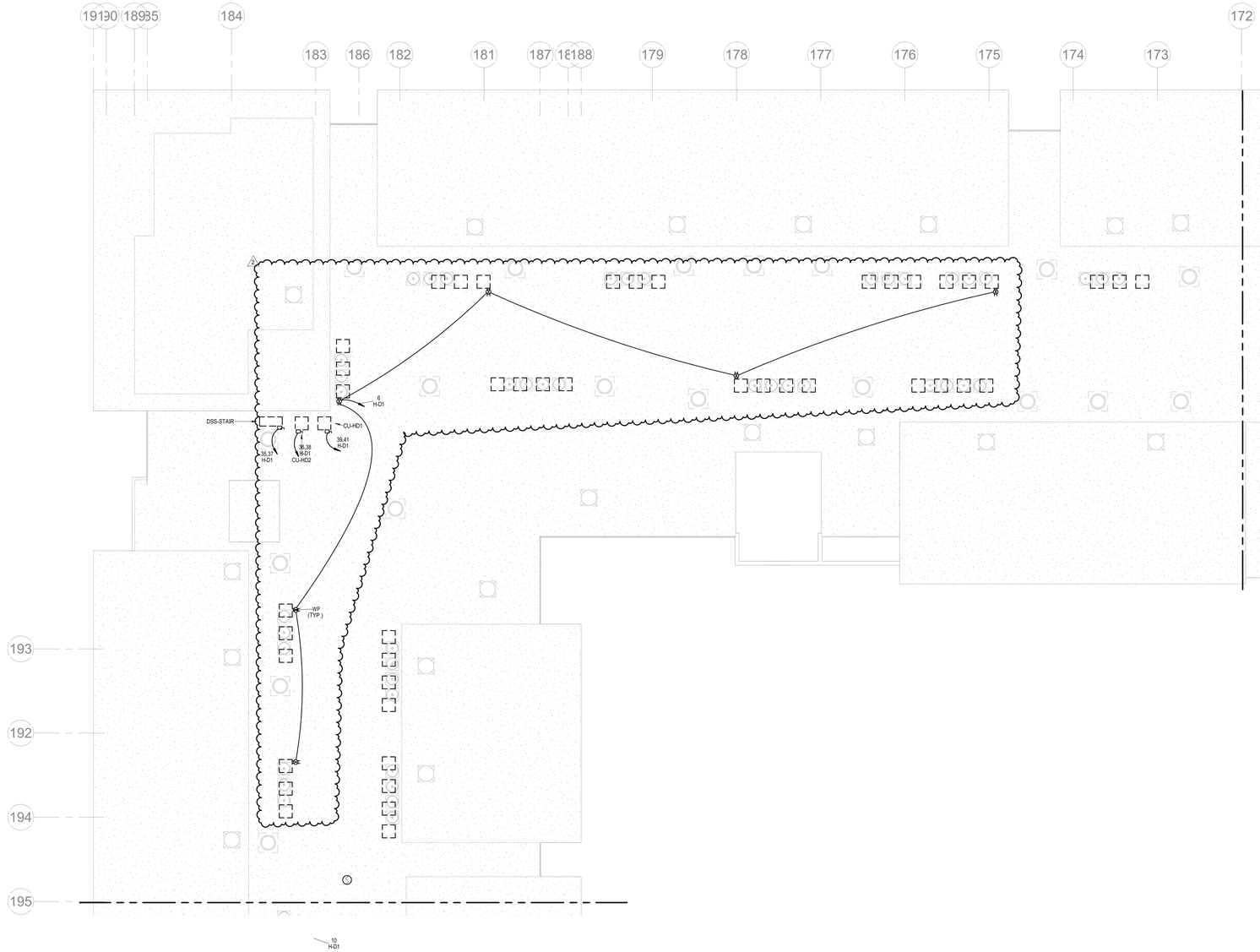

NORTH

1 ROOF PLAN - SEGMENT D

ELECTRICAL
1/8" = 1'-0"

NOTES:
1. COORDINATE WITH OTHER SUB-CONTRACTORS FOR PLACEMENT OF WORK PRIOR TO INSTALLATION BEGINNING.
2. SEE FIRE SUPPRESSION SUBMITTALS AND INCORPORATE ALL DEVICES INTO FIRE ALARM.
3. EXIT LIGHTS SHALL BE VISIBLE TO OCCUPANTS.
4. PROVIDE NEC CLEARANCES FOR ALL PANELS AND ELECTRICAL EQUIPMENT.
5. FOLLOW THE DRAWINGS FOR HOME RUNS AND CIRCUIT NUMBERS. DO NOT COMBINE CIRCUITS IN LARGER CONDUITS UNLESS PRE-APPROVED BY THE ENGINEER.
6. LABEL ALL JUNCTION BOXES AS TO THE PANEL AND CIRCUIT NUMBER SERVED.
7. PANEL DIRECTORIES SHALL BE SPECIFIC TO THE ROOMS/EQUIPMENT SERVED.
8. SEE ARCHITECTURAL DRAWINGS FOR MOUNTING HEIGHTS AND DETAILS.
9. SEE TELECOM DETAILS FOR MISCELLANEOUS POWER NEEDS.
10. ALL DISC FIXTURES ARE TYPE A UNLESS NOTED OTHERWISE ALL CLOSET FIXTURES ARE TYPE N UNLESS NOTED OTHERWISE ALL ⊗ ⊗ ⊗ FIXTURES ARE TYPE X1 UNLESS NOTED OTHERWISE ALL ⊗ FIXTURES ARE TYPE X2 UNLESS NOTED OTHERWISE ALL ⊗ FIXTURES ARE TYPE X3 UNLESS NOTED OTHERWISE ALL ▽ FIXTURES ARE TYPE X4 UNLESS NOTED OTHERWISE
11. LIGHTING AND RECEPTACLES IN STAIR TOWER TO BE ON SINGLE CIRCUIT.
12. VERTICALLY ALIGNED FLOOR TO FLOOR RECEPTACLES TO BE ON SINGLE CIRCUIT
13. REVIEW HVAC PLANS FOR FIRE/SMOKE DAMPERS AND CONNECT TO 120V AND FIRE ALARM.

ARCHITECTURE
LANDSCAPE ARCHITECTURE
ENERGY SERVICES

NSPJ ARCHITECTS, Inc.
3515 W. 75TH ST., SUITE 201
PRAIRIE VILLAGE, KS 66208

P. 913.831.1415
F. 913.831.1563
NSPJARCH.COM
© COPYRIGHT 2023

STATE OF MISSOURI
RICHARD R. BEARDMORE
NUMBER 2010018744
PROFESSIONAL ENGINEER

04/28/2023

A NEW RESIDENTIAL COMMUNITY AT:

TRILOGY

800 & 810 NW WARD RD. | LEE'S SUMMIT, MO

DRAWING RELEASE LOG
• 03.15.2023 - PERMIT SUBMITTAL

△REVISIONS

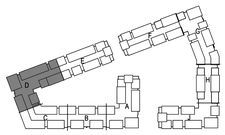

NORTH

KEY PLAN

NO SCALE

LS&A
Latimer Sommers & Associates P.A.
CONSULTING ENGINEERS
3639 SW Summerfield Drive, Suite A
Topeka, Kansas 6614-3974
8625 College Boulevard, Suite 102
Overland Park, Kansas 66210
Telephone: (785) 233-3232
Email: lsapa@lsapa.com
LSA PROJECT NO. 2204061

JOB NO. 705921
DATE 03.15.2023
DRAWN BY LSA CAD
4/28/2023 ADDENDUM 1/ CITY COMMENTS #2
SHEET NAME
SEGMENT D - ROOF PLAN - ELECTRICAL
SHEET NO.
E1.18

5/1/2023 3:49:02 PM

ARCH E1.30" x 42"

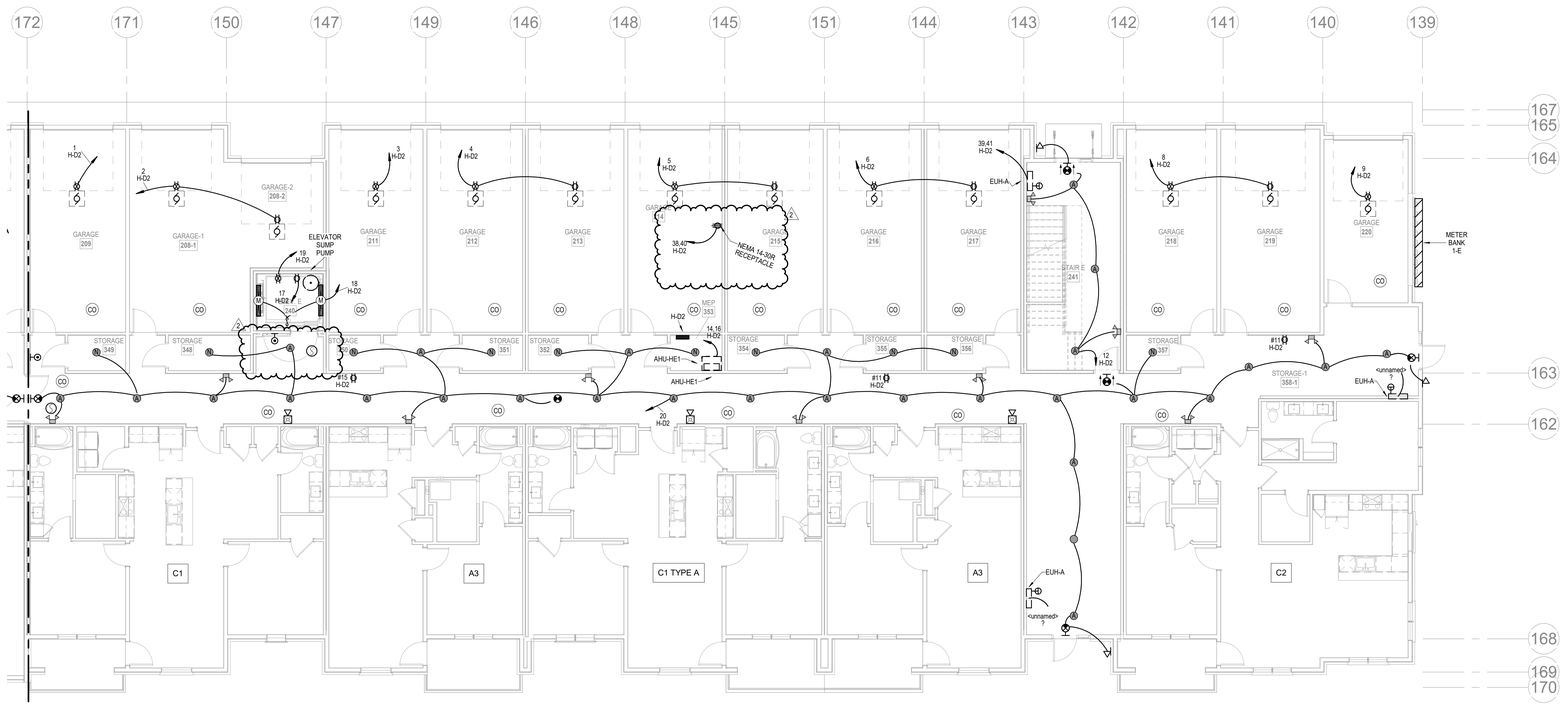

NORTH

1 1ST FLOOR - SEGMENT E

ELECTRICAL

1/8" = 1'-0"

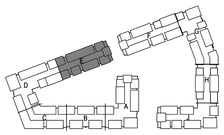

NORTH

KEY PLAN

NO SCALE

NOTES:
1. COORDINATE WITH OTHER SUB-CONTRACTORS FOR PLACEMENT OF WORK PRIOR TO INSTALLATION BEGINNING.
2. SEE FIRE SUPPRESSION SUBMITTALS AND INCORPORATE ALL DEVICES INTO FIRE ALARM.
3. EXIT LIGHTS SHALL BE VISIBLE TO OCCUPANTS.
4. PROVIDE NEC CLEARANCES FOR ALL PANELS AND ELECTRICAL EQUIPMENT.
5. FOLLOW THE DRAWINGS FOR HOME RUNS AND CIRCUIT NUMBERS. DO NOT COMBINE CIRCUITS IN LARGER CONDUITS UNLESS PRE-APPROVED BY THE ENGINEER.
6. LABEL ALL JUNCTION BOXES AS TO THE PANEL AND CIRCUIT NUMBER SERVED.
7. PANEL DIRECTORIES SHALL BE SPECIFIC TO THE ROOMS/EQUIPMENT SERVED.
8. SEE ARCHITECTURAL DRAWINGS FOR MOUNTING HEIGHTS AND DETAILS.
9. SEE TELECOM DETAILS FOR MISCELLANEOUS POWER NEEDS.
10. ALL DISC FIXTURES ARE TYPE A UNLESS NOTED OTHERWISE ALL CLOSET FIXTURES ARE TYPE N UNLESS NOTED OTHERWISE ALL ⊗ ⊗ ⊗ FIXTURES ARE TYPE X1 UNLESS NOTED OTHERWISE ALL ⊗ FIXTURES ARE TYPE X2 UNLESS NOTED OTHERWISE ALL ⊗ FIXTURES ARE TYPE X3 UNLESS NOTED OTHERWISE ALL ⊗ FIXTURES ARE TYPE X4 UNLESS NOTED OTHERWISE
11. LIGHTING AND RECEPTACLES IN STAIR TOWER TO BE ON SINGLE CIRCUIT.
12. VERTICALLY ALIGNED FLOOR TO FLOOR RECEPTACLES TO BE ON SINGLE CIRCUIT
13. REVIEW HVAC PLANS FOR FIRE/SMOKE DAMPERS AND CONNECT TO 120V AND FIRE ALARM.

ARCHITECTURE
LANDSCAPE ARCHITECTURE
ENERGY SERVICES

NSPJ ARCHITECTS, Inc.
3515 W. 75TH ST., SUITE 201
PRAIRIE VILLAGE, KS 66208

P. 913.831.1415
F. 913.831.1563
NSPJARCH.COM

© COPYRIGHT 2023

STATE OF MISSOURI
RICHARD R. BEARDMORE
NUMBER
PROFESSIONAL ENGINEER

04/28/2023

A NEW RESIDENTIAL COMMUNITY AT:

TRILOGY

800 & 810 NW WARD RD. | LEE'S SUMMIT, MO

DRAWING RELEASE LOG
- 03.15.2023 - PERMIT SUBMITTAL

REVISIONS
2 23.0428 ADD 1/CC 2

LS&A
Latimer Sommers & Associates P.A.
CONSULTING ENGINEERS
3639 SW Summerfield Drive, Suite A
Topeka, Kansas 6614-2874
8625 College Boulevard, Suite 102
Overland Park, Kansas 66210
Telephone: (785) 233-3232
Email: lsapa@lsapa.com
LSA PROJECT NO. 2204061

JOB NO. 705921
DATE 03.15.2023
DRAWN BY LSA CAD
4/28/2023 ADDENDUM 1/ CITY COMMENTS #2
SHEET NAME SEGMENT E - 1ST FLOOR - ELECTRICAL
SHEET NO. E1.19

5/1/2023 3:48:06 PM

ARCH E1.30" x 42"

NORTH

1 2ND FLOOR - SEGMENT E

ELECTRICAL

1/8" = 1'-0"

NOTES:
1. COORDINATE WITH OTHER SUB-CONTRACTORS FOR PLACEMENT OF WORK PRIOR TO INSTALLATION BEGINNING.
2. SEE FIRE SUPPRESSION SUBMITTALS AND INCORPORATE ALL DEVICES INTO FIRE ALARM.
3. EXIT LIGHTS SHALL BE VISIBLE TO OCCUPANTS.
4. PROVIDE NEC CLEARANCES FOR ALL PANELS AND ELECTRICAL EQUIPMENT.
5. FOLLOW THE DRAWINGS FOR HOME RUNS AND CIRCUIT NUMBERS. DO NOT COMBINE CIRCUITS IN LARGER CONDUITS UNLESS PRE-APPROVED BY THE ENGINEER.
6. LABEL ALL JUNCTION BOXES AS TO THE PANEL AND CIRCUIT NUMBER SERVED.
7. PANEL DIRECTORIES SHALL BE SPECIFIC TO THE ROOMS/EQUIPMENT SERVED.
8. SEE ARCHITECTURAL DRAWINGS FOR MOUNTING HEIGHTS AND DETAILS.
9. SEE TELECOM DETAILS FOR MISCELLANEOUS POWER NEEDS.
10. ALL DISC FIXTURES ARE TYPE A UNLESS NOTED OTHERWISE ALL CLOSET FIXTURES ARE TYPE N UNLESS NOTED OTHERWISE ALL ⊗ ⊗ ⊗ FIXTURES ARE TYPE X1 UNLESS NOTED OTHERWISE ALL ⊗ FIXTURES ARE TYPE X2 UNLESS NOTED OTHERWISE ALL ⊗ FIXTURES ARE TYPE X3 UNLESS NOTED OTHERWISE ALL ▭ FIXTURES ARE TYPE X4 UNLESS NOTED OTHERWISE
11. LIGHTING AND RECEPTACLES IN STAIR TOWER TO BE ON SINGLE CIRCUIT.
12. VERTICALLY ALIGNED FLOOR TO FLOOR RECEPTACLES TO BE ON SINGLE CIRCUIT
13. REVIEW HVAC PLANS FOR FIRE/SMOKE DAMPERS AND CONNECT TO 120V AND FIRE ALARM.

ARCHITECTURE
LANDSCAPE
ARCHITECTURE
ENERGY SERVICES

NSPJ ARCHITECTS, Inc.
3515 W. 75TH ST., SUITE 201
PRAIRIE VILLAGE, KS 66208

P. 913.831.1415
F. 913.831.1563
NSPJARCH.COM

© COPYRIGHT 2023

STATE OF MISSOURI
RICHARD R. BEARDMORE
NUMBER
PROFESSIONAL ENGINEER

04/28/2023

A NEW RESIDENTIAL COMMUNITY AT:

TRILOGY

800 & 810 NW WARD RD. | LEE'S SUMMIT, MO

DRAWING RELEASE LOG
- 03.15.2023 - PERMIT SUBMITTAL

△ REVISIONS
2 23.0428 ADD 1/CC 2

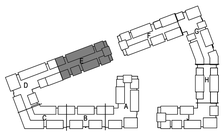

NORTH

KEY PLAN

NO SCALE

LS&A
Latimer Sommers & Associates P.A.
CONSULTING ENGINEERS
3639 SW Summerfield Drive, Suite A
Topeka, Kansas 66614-2874
8625 College Boulevard, Suite 102
Overland Park, Kansas 66210
Telephone: (785) 233-3232
Email: lsapa@lsapa.com

LSA PROJECT NO. 2204061

JOB NO. 705921
DATE 03.15.2023
DRAWN BY LSA CAD
4/28/2023 ADDENDUM 1/ CITY COMMENTS #2
SHEET NAME SEGMENT E - 2ND FLOOR - ELECTRICAL
SHEET NO. E1.20

5/1/2023 3:48:08 PM

ARCH E1.30" x 42"

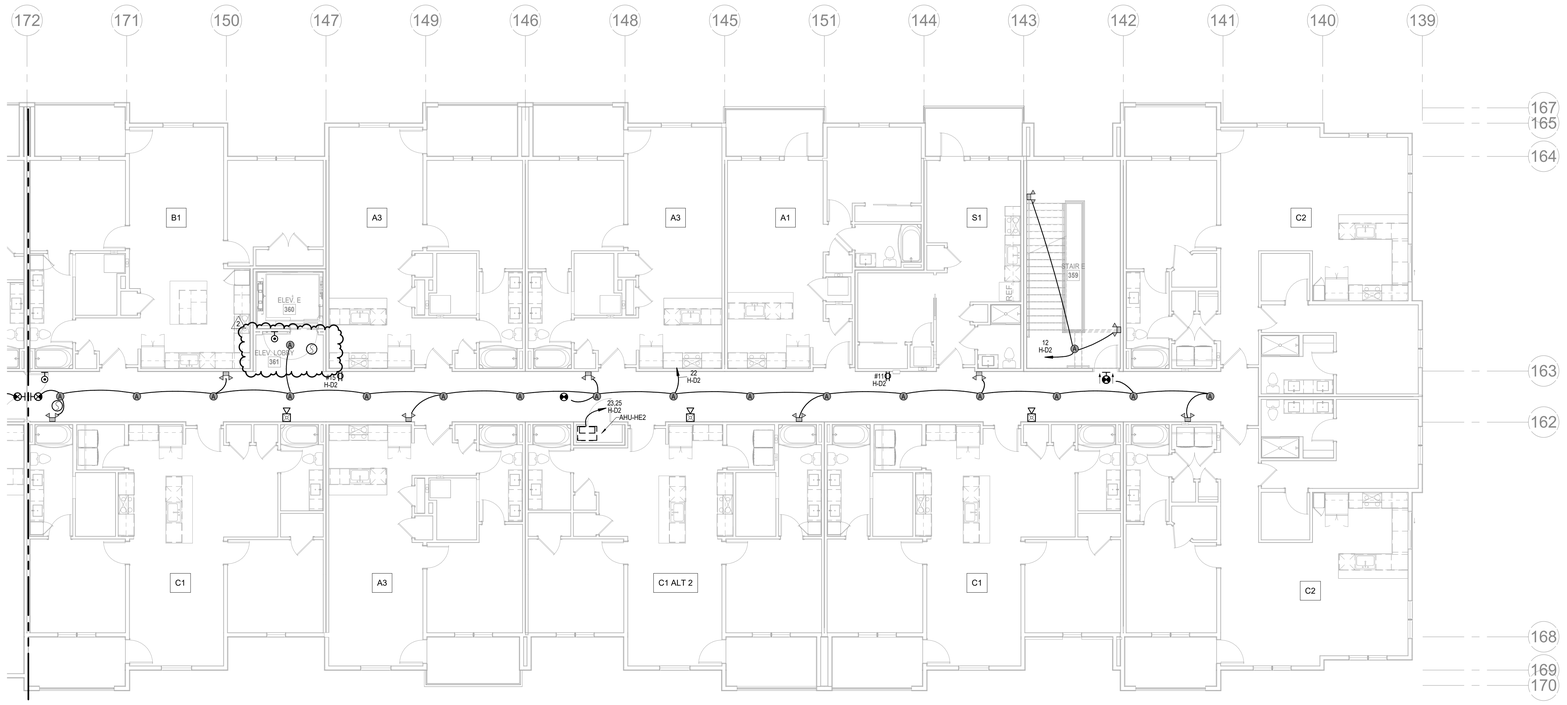

1 **3RD FLOOR - SEGMENT E**
ELECTRICAL
1/8" = 1'-0"

NORTH

NOTES:
1. COORDINATE WITH OTHER SUB-CONTRACTORS FOR PLACEMENT OF WORK PRIOR TO INSTALLATION BEGINNING.
2. SEE FIRE SUPPRESSION SUBMITTALS AND INCORPORATE ALL DEVICES INTO FIRE ALARM.
3. EXIT LIGHTS SHALL BE VISIBLE TO OCCUPANTS.
4. PROVIDE NEC CLEARANCES FOR ALL PANELS AND ELECTRICAL EQUIPMENT.
5. FOLLOW THE DRAWINGS FOR HOME RUNS AND CIRCUIT NUMBERS. DO NOT COMBINE CIRCUITS IN LARGER CONDUITS UNLESS PRE-APPROVED BY THE ENGINEER.
6. LABEL ALL JUNCTION BOXES AS TO THE PANEL AND CIRCUIT NUMBER SERVED.
7. PANEL DIRECTORIES SHALL BE SPECIFIC TO THE ROOMS/EQUIPMENT SERVED.
8. SEE ARCHITECTURAL DRAWINGS FOR MOUNTING HEIGHTS AND DETAILS.
9. SEE TELECOM DETAILS FOR MISCELLANEOUS POWER NEEDS.
10. ALL DISC FIXTURES ARE TYPE A UNLESS NOTED OTHERWISE ALL CLOSET FIXTURES ARE TYPE N UNLESS NOTED OTHERWISE ALL ⊗ ⊗ ⊗ FIXTURES ARE TYPE X1 UNLESS NOTED OTHERWISE ALL ⊗ FIXTURES ARE TYPE X2 UNLESS NOTED OTHERWISE ALL ⊗ FIXTURES ARE TYPE X3 UNLESS NOTED OTHERWISE ALL ⊗ FIXTURES ARE TYPE X4 UNLESS NOTED OTHERWISE
11. LIGHTING AND RECEPTACLES IN STAIR TOWER TO BE ON SINGLE CIRCUIT.
12. VERTICALLY ALIGNED FLOOR TO FLOOR RECEPTACLES TO BE ON SINGLE CIRCUIT
13. REVIEW HVAC PLANS FOR FIRE/SMOKE DAMPERS AND CONNECT TO 120V AND FIRE ALARM.

ARCHITECTURE
LANDSCAPE
ARCHITECTURE
ENERGY SERVICES

NSPJ
ARCHITECTS
3515 W. 75TH ST., SUITE 201
PRAIRIE VILLAGE, KS 66208

P. 913.831.1415
F. 913.831.1563
NSPJARCH.COM

© COPYRIGHT 2023

STATE OF MISSOURI
RICHARD R. BEARDMORE
NUMBER 2010018010
PROFESSIONAL ENGINEER

04/28/2023

A NEW RESIDENTIAL COMMUNITY AT:

TRILOGY

800 & 810 NW WARD RD. | LEE'S SUMMIT, MO

DRAWING RELEASE LOG
- 03.15.2023 - PERMIT SUBMITTAL

△ REVISIONS
2 23.0428 ADD 1/CC 2

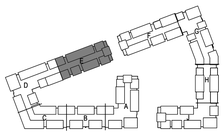

KEY PLAN
NO SCALE

NORTH

LS&A
Latimer Sommers & Associates P.A.
CONSULTING ENGINEERS
3639 SW Summerfield Drive, Suite A
Topeka, Kansas 6614-2874
8625 College Boulevard, Suite 102
Overland Park, Kansas 66210
Telephone: (785) 233-3232
Email: lsapa@lsapa.com
LSA PROJECT NO. 2204061

JOB NO. 705921
DATE 03.15.2023
DRAWN BY LSA CAD
4/28/2023 ADDENDUM 1/ CITY COMMENTS #2
SHEET NAME SEGMENT E - 3RD FLOOR - ELECTRICAL
SHEET NO. E1.21

5/1/2023 3:48:10 PM

ARCH E1.30" x 42"

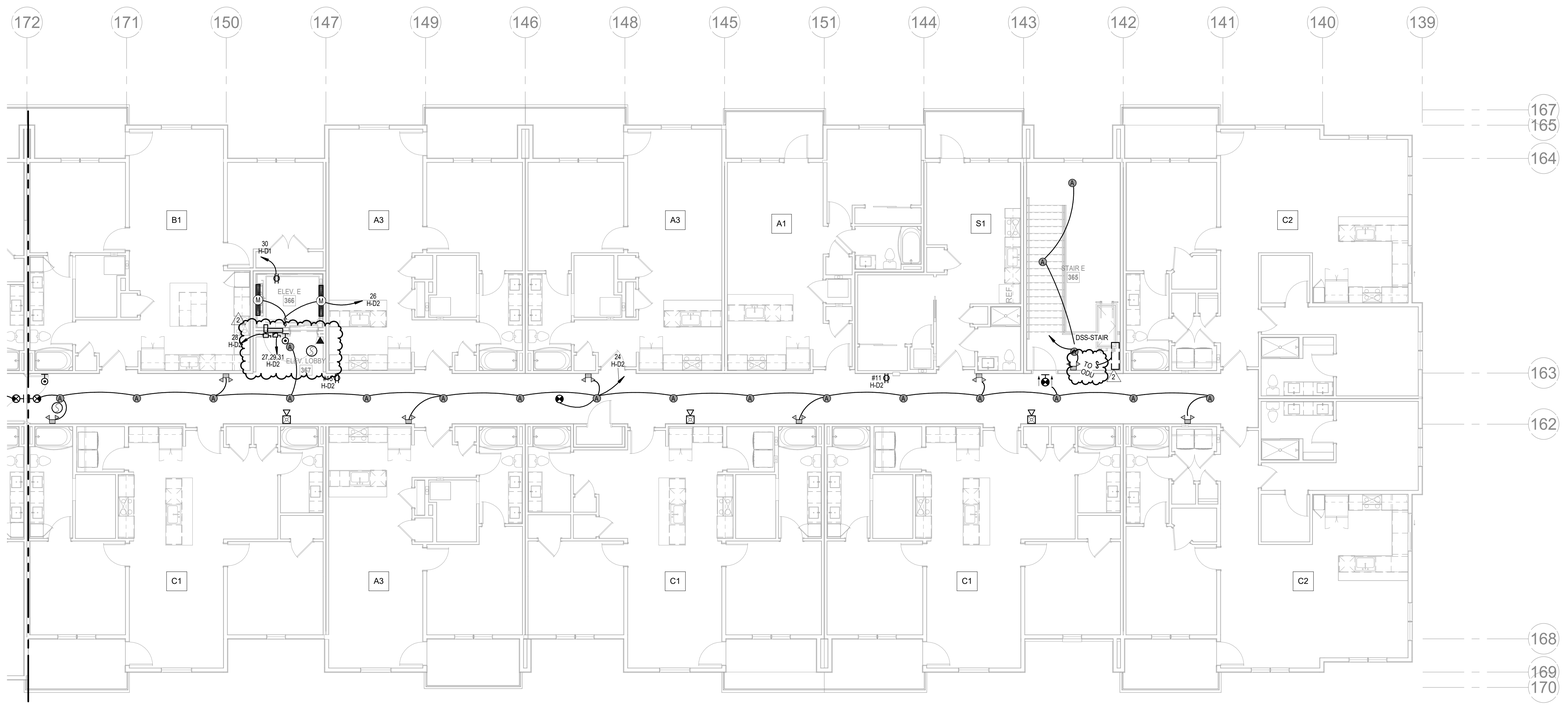

NORTH

1 4TH FLOOR - SEGMENT E

ELECTRICAL

1/8" = 1'-0"

NOTES:
1. COORDINATE WITH OTHER SUB-CONTRACTORS FOR PLACEMENT OF WORK PRIOR TO INSTALLATION BEGINNING.
2. SEE FIRE SUPPRESSION SUBMITTALS AND INCORPORATE ALL DEVICES INTO FIRE ALARM.
3. EXIT LIGHTS SHALL BE VISIBLE TO OCCUPANTS.
4. PROVIDE NEC CLEARANCES FOR ALL PANELS AND ELECTRICAL EQUIPMENT.
5. FOLLOW THE DRAWINGS FOR HOME RUNS AND CIRCUIT NUMBERS. DO NOT COMBINE CIRCUITS IN LARGER CONDUITS UNLESS PRE-APPROVED BY THE ENGINEER.
6. LABEL ALL JUNCTION BOXES AS TO THE PANEL AND CIRCUIT NUMBER SERVED.
7. PANEL DIRECTORIES SHALL BE SPECIFIC TO THE ROOMS/EQUIPMENT SERVED.
8. SEE ARCHITECTURAL DRAWINGS FOR MOUNTING HEIGHTS AND DETAILS.
9. SEE TELECOM DETAILS FOR MISCELLANEOUS POWER NEEDS.
10. ALL DISC FIXTURES ARE TYPE A UNLESS NOTED OTHERWISE ALL CLOSET FIXTURES ARE TYPE N UNLESS NOTED OTHERWISE ALL ⊗ ⊗ ⊗ FIXTURES ARE TYPE X1 UNLESS NOTED OTHERWISE ALL ⊗ FIXTURES ARE TYPE X2 UNLESS NOTED OTHERWISE ALL ⊗ FIXTURES ARE TYPE X3 UNLESS NOTED OTHERWISE ALL ▽ FIXTURES ARE TYPE X4 UNLESS NOTED OTHERWISE
11. LIGHTING AND RECEPTACLES IN STAIR TOWER TO BE ON SINGLE CIRCUIT.
12. VERTICALLY ALIGNED FLOOR TO FLOOR RECEPTACLES TO BE ON SINGLE CIRCUIT
13. REVIEW HVAC PLANS FOR FIRE/SMOKE DAMPERS AND CONNECT TO 120V AND FIRE ALARM.

ARCHITECTURE
LANDSCAPE ARCHITECTURE
ENERGY SERVICES

NSPJ ARCHITECTS, Inc.
3515 W. 75TH ST., SUITE 201
PRAIRIE VILLAGE, KS 66208

P. 913.831.1415
F. 913.831.1563
NSPJARCH.COM

© COPYRIGHT 2023

STATE OF MISSOURI
RICHARD R. BEARDMORE
NUMBER
PROFESSIONAL ENGINEER

04/28/2023

A NEW RESIDENTIAL COMMUNITY AT:

TRILOGY

800 & 810 NW WARD RD. | LEE'S SUMMIT, MO

DRAWING RELEASE LOG
- 03.15.2023 - PERMIT SUBMITTAL

△ REVISIONS
2 23.0428 ADD 1/CC 2

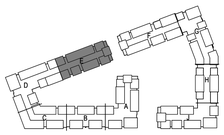

NORTH

KEY PLAN

NO SCALE

LS&A
Latimer Sommers & Associates P.A.
CONSULTING ENGINEERS
3639 SW Summerfield Drive, Suite A
Topeka, Kansas 6614-2874
8625 College Boulevard, Suite 102
Overland Park, Kansas 66210
Telephone: (785) 233-3232
Email: lsapa@lsapa.com
LSA PROJECT NO. 2204061

JOB NO. 705921
DATE 03.15.2023
DRAWN BY LSA CAD
4/28/2023 ADDENDUM 1/ CITY COMMENTS #2
SHEET NAME SEGMENT E - 4TH FLOOR - ELECTRICAL
SHEET NO. E1.22

5/1/2023 3:48:13 PM

ARCH E1.30" x 42"

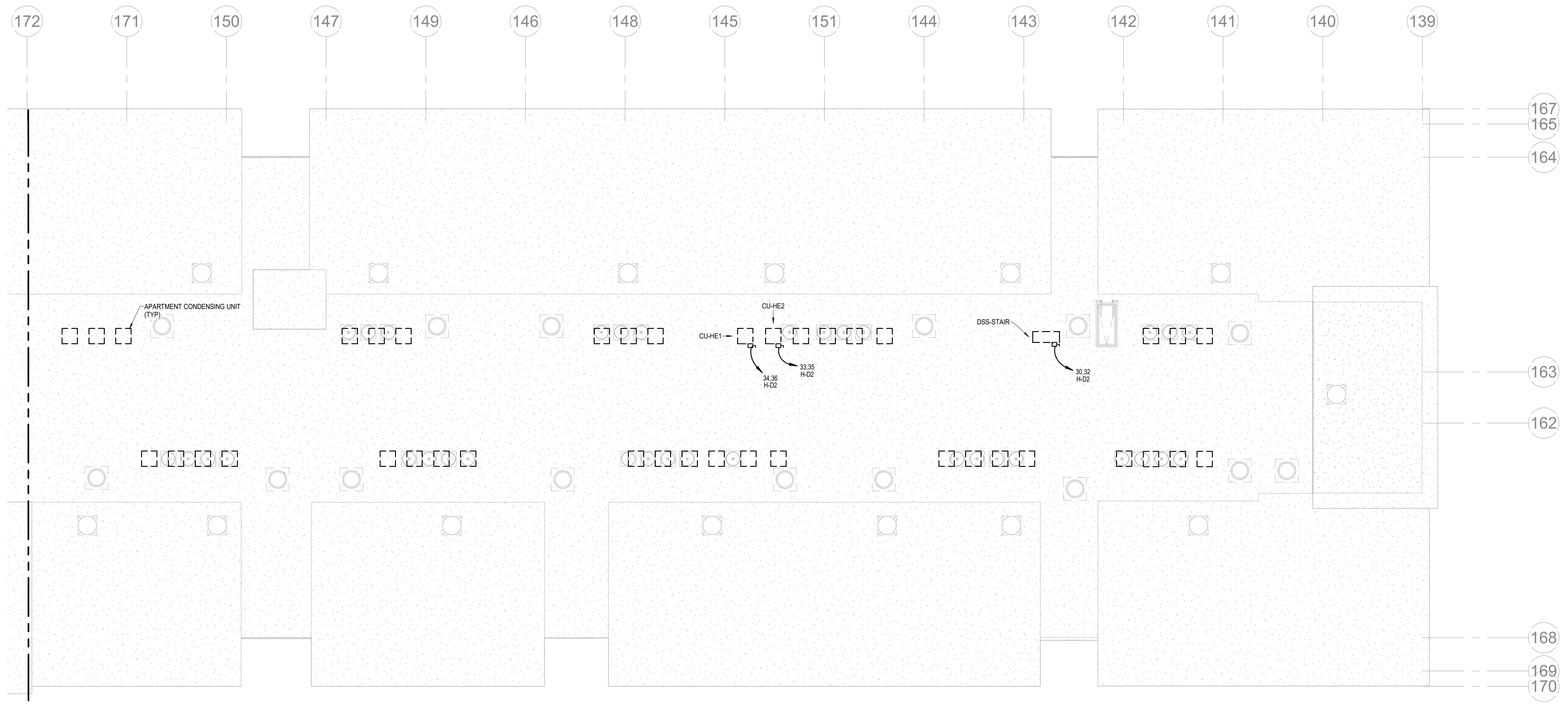

NORTH

1 ROOF PLAN - SEGMENT E

ELECTRICAL
1/8" = 1'-0"

NOTES:
1. COORDINATE WITH OTHER SUB-CONTRACTORS FOR PLACEMENT OF WORK PRIOR TO INSTALLATION BEGINNING.
2. SEE FIRE SUPPRESSION SUBMITTALS AND INCORPORATE ALL DEVICES INTO FIRE ALARM.
3. EXIT LIGHTS SHALL BE VISIBLE TO OCCUPANTS.
4. PROVIDE NEC CLEARANCES FOR ALL PANELS AND ELECTRICAL EQUIPMENT.
5. FOLLOW THE DRAWINGS FOR HOME RUNS AND CIRCUIT NUMBERS. DO NOT COMBINE CIRCUITS IN LARGER CONDUITS UNLESS PRE-APPROVED BY THE ENGINEER.
6. LABEL ALL JUNCTION BOXES AS TO THE PANEL AND CIRCUIT NUMBER SERVED.
7. PANEL DIRECTORIES SHALL BE SPECIFIC TO THE ROOMS/EQUIPMENT SERVED.
8. SEE ARCHITECTURAL DRAWINGS FOR MOUNTING HEIGHTS AND DETAILS.
9. SEE TELECOM DETAILS FOR MISCELLANEOUS POWER NEEDS.
10. ALL DISC FIXTURES ARE TYPE A UNLESS NOTED OTHERWISE ALL CLOSET FIXTURES ARE TYPE N UNLESS NOTED OTHERWISE ALL ⊗ ⊗ ⊗ FIXTURES ARE TYPE X1 UNLESS NOTED OTHERWISE ALL ⊗ FIXTURES ARE TYPE X2 UNLESS NOTED OTHERWISE ALL ⊗ FIXTURES ARE TYPE X3 UNLESS NOTED OTHERWISE ALL ▽ FIXTURES ARE TYPE X4 UNLESS NOTED OTHERWISE
11. LIGHTING AND RECEPTACLES IN STAIR TOWER TO BE ON SINGLE CIRCUIT.
12. VERTICALLY ALIGNED FLOOR TO FLOOR RECEPTACLES TO BE ON SINGLE CIRCUIT
13. REVIEW HVAC PLANS FOR FIRE/SMOKE DAMPERS AND CONNECT TO 120V AND FIRE ALARM.

ARCHITECTURE
LANDSCAPE ARCHITECTURE
ENERGY SERVICES

NSPJ ARCHITECTS, Inc.
3515 W. 75TH ST., SUITE 201
PRAIRIE VILLAGE, KS 66208

P. 913.831.1415
F. 913.831.1563
NSPJARCH.COM

© COPYRIGHT 2023

STATE OF MISSOURI
RICHARD R. BEARDMORE
NUMBER
PROFESSIONAL ENGINEER

03/15/2023

A NEW RESIDENTIAL COMMUNITY AT:

TRILOGY

800 & 810 NW WARD RD. | LEE'S SUMMIT, MO

DRAWING RELEASE LOG
• 03.15.2023 - PERMIT SUBMITTAL

△REVISIONS

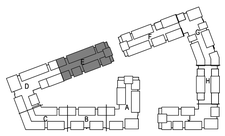

NORTH

KEY PLAN

DISCIPLINE PLAN

LS&A
Latimer Sommers & Associates P.A.
CONSULTING ENGINEERS
3639 SW Summerfield Drive, Suite A
Topeka, Kansas 66614-3974
8625 College Boulevard, Suite 102
Overland Park, Kansas 66210
Telephone: (785) 233-3232
Email: lsapa@lsapa.com
LSA PROJECT NO. 2204061

JOB NO. 705921
DATE 03.15.2023
DRAWN BY LSA CAD
4/11/2023 CITY COMMENTS
SHEET NAME SEGMENT E - ROOF PLAN - ELECTRICAL
SHEET NO. E1.23

4/13/2023 9:06:47 PM

ARCH E1.30" x 42"

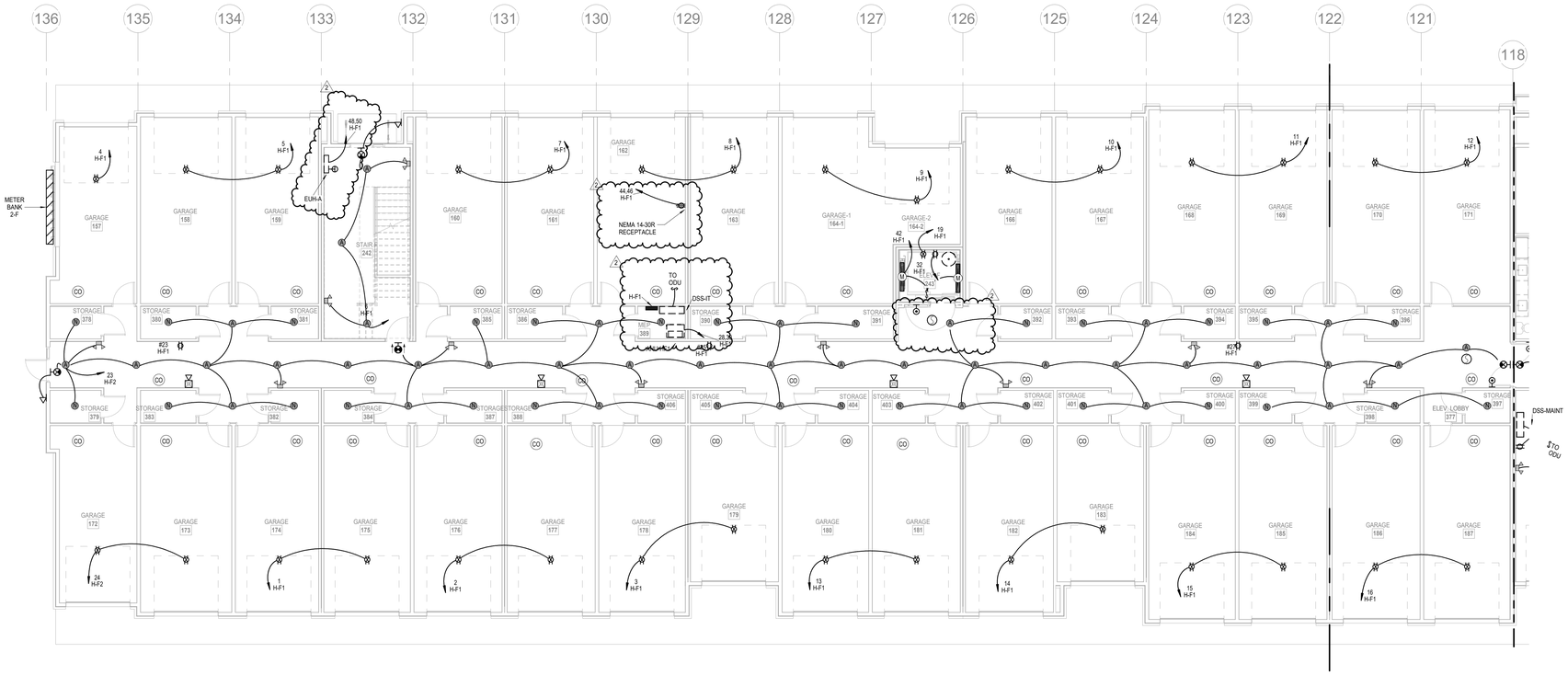

1 1ST FLOOR - SEGMENT F

ELECTRICAL
1/8" = 1'-0"

NORTH

NOTES:
1. COORDINATE WITH OTHER SUB-CONTRACTORS FOR PLACEMENT OF WORK PRIOR TO INSTALLATION BEGINNING.
2. SEE FIRE SUPPRESSION SUBMITTALS AND INCORPORATE ALL DEVICES INTO FIRE ALARM.
3. EXIT LIGHTS SHALL BE VISIBLE TO OCCUPANTS.
4. PROVIDE NEC CLEARANCES FOR ALL PANELS AND ELECTRICAL EQUIPMENT.
5. FOLLOW THE DRAWINGS FOR HOME RUNS AND CIRCUIT NUMBERS. DO NOT COMBINE CIRCUITS IN LARGER CONDUITS UNLESS PRE-APPROVED BY THE ENGINEER.
6. LABEL ALL JUNCTION BOXES AS TO THE PANEL AND CIRCUIT NUMBER SERVED.
7. PANEL DIRECTORIES SHALL BE SPECIFIC TO THE ROOMS/EQUIPMENT SERVED.
8. SEE ARCHITECTURAL DRAWINGS FOR MOUNTING HEIGHTS AND DETAILS.
9. SEE TELECOM DETAILS FOR MISCELLANEOUS POWER NEEDS.
10. ALL DISC FIXTURES ARE TYPE A UNLESS NOTED OTHERWISE ALL CLOSET FIXTURES ARE TYPE N UNLESS NOTED OTHERWISE ALL ⊗ ⊗ ⊗ FIXTURES ARE TYPE X1 UNLESS NOTED OTHERWISE ALL FIXTURES ARE TYPE X2 UNLESS NOTED OTHERWISE ALL FIXTURES ARE TYPE X3 UNLESS NOTED OTHERWISE ALL FIXTURES ARE TYPE X4 UNLESS NOTED OTHERWISE
11. LIGHTING AND RECEPTACLES IN STAIR TOWER TO BE ON SINGLE CIRCUIT.
12. VERTICALLY ALIGNED FLOOR TO FLOOR RECEPTACLES TO BE ON SINGLE CIRCUIT
13. REVIEW HVAC PLANS FOR FIRE/SMOKE DAMPERS AND CONNECT TO 120V AND FIRE ALARM.

ARCHITECTURE
LANDSCAPE ARCHITECTURE
ENERGY SERVICES

NSPJ ARCHITECTS, Inc.
3515 W. 75TH ST., SUITE 201
PRAIRIE VILLAGE, KS 66208

P. 913.831.1415
F. 913.831.1563
NSPJARCH.COM

© COPYRIGHT 2023

STATE OF MISSOURI
RICHARD R. BEARDMORE
NUMBER 2010018744
PROFESSIONAL ENGINEER

04/28/2023

A NEW RESIDENTIAL COMMUNITY AT:

TRILOGY

800 & 810 NW WARD RD. | LEE'S SUMMIT, MO

DRAWING RELEASE LOG
• 03.15.2023 - PERMIT SUBMITTAL

△REVISIONS
2 23 0428 ADD 1/CC 2

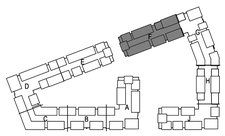

NORTH

KEY PLAN

NO SCALE

LS&A
Latimer Sommers & Associates P.A.
CONSULTING ENGINEERS
3639 SW Summerfield Drive, Suite A
Topeka, Kansas 66614-3974
8625 College Boulevard, Suite 102
Overland Park, Kansas 66210
Telephone: (785) 233-3232
Email: lsapa@lsapa.com
LSA PROJECT NO. 2204061

JOB NO. 705921
DATE 03.15.2023
DRAWN BY LSA CAD
4/28/2023 ADDENDUM 1/ CITY COMMENTS #2
SHEET NAME SEGMENT F - 1ST FLOOR - ELECTRICAL
SHEET NO. E1.24

5/1/2023 3:49:17 PM

ARCH E1.50" x 42"

NOTES:
1. COORDINATE WITH OTHER SUB-CONTRACTORS FOR PLACEMENT OF WORK PRIOR TO INSTALLATION BEGINNING.
2. SEE FIRE SUPPRESSION SUBMITTALS AND INCORPORATE ALL DEVICES INTO FIRE ALARM.
3. EXIT LIGHTS SHALL BE VISIBLE TO OCCUPANTS.
4. PROVIDE NEC CLEARANCES FOR ALL PANELS AND ELECTRICAL EQUIPMENT.
5. FOLLOW THE DRAWINGS FOR HOME RUNS AND CIRCUIT NUMBERS. DO NOT COMBINE CIRCUITS IN LARGER CONDUITS UNLESS PRE-APPROVED BY THE ENGINEER.
6. LABEL ALL JUNCTION BOXES AS TO THE PANEL AND CIRCUIT NUMBER SERVED.
7. PANEL DIRECTORIES SHALL BE SPECIFIC TO THE ROOMS/EQUIPMENT SERVED.
8. SEE ARCHITECTURAL DRAWINGS FOR MOUNTING HEIGHTS AND DETAILS.
9. SEE TELECOM DETAILS FOR MISCELLANEOUS POWER NEEDS.
10. ALL DISC FIXTURES ARE TYPE A UNLESS NOTED OTHERWISE ALL CLOSET FIXTURES ARE TYPE N UNLESS NOTED OTHERWISE ALL ⊗ ⊗ ⊗ FIXTURES ARE TYPE X1 UNLESS NOTED OTHERWISE ALL ⊗ FIXTURES ARE TYPE X2 UNLESS NOTED OTHERWISE ALL ⊗ FIXTURES ARE TYPE X3 UNLESS NOTED OTHERWISE ALL ⊗ FIXTURES ARE TYPE X4 UNLESS NOTED OTHERWISE
11. LIGHTING AND RECEPTACLES IN STAIR TOWER TO BE ON SINGLE CIRCUIT.
12. VERTICALLY ALIGNED FLOOR TO FLOOR RECEPTACLES TO BE ON SINGLE CIRCUIT
13. REVIEW HVAC PLANS FOR FIRE/SMOKE DAMPERS AND CONNECT TO 120V AND FIRE ALARM.

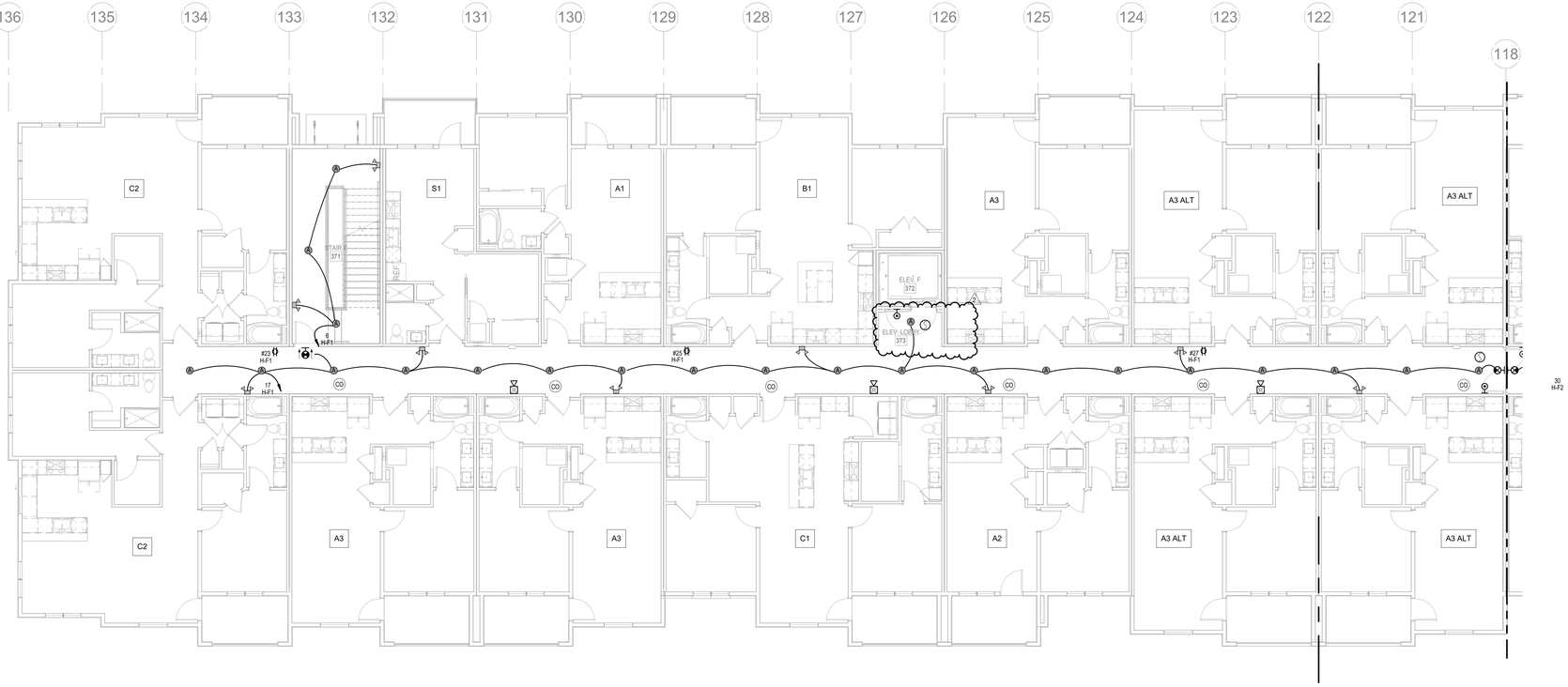

NORTH

1 2ND FLOOR - SEGMENT F

ELECTRICAL
1/8" = 1'-0"

ARCHITECTURE
LANDSCAPE ARCHITECTURE
ENERGY SERVICES

NSPJ ARCHITECTS, Inc.
3515 W. 75TH ST., SUITE 201
PRAIRIE VILLAGE, KS 66208
P. 913.831.1415
F. 913.831.1563
NSPJARCH.COM
© COPYRIGHT 2023

STATE OF MISSOURI
RICHARD R. BEARDMORE
NUMBER 2010018010
PROFESSIONAL ENGINEER

04/28/2023

A NEW RESIDENTIAL COMMUNITY AT:

TRILOGY

800 & 810 NW WARD RD. | LEE'S SUMMIT, MO

DRAWING RELEASE LOG
• 03.15.2023 - PERMIT SUBMITTAL

△REVISIONS
2 23.0428 ADD 1/CC 2

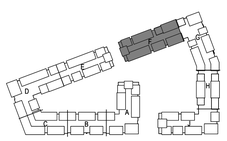

NORTH

KEY PLAN
NO SCALE

LS&A
Latimer Sommers & Associates P.A.
CONSULTING ENGINEERS
3639 SW Summerfield Drive, Suite A
Topeka, Kansas 6614-3974
8826 College Boulevard, Suite 102
Overland Park, Kansas 66210
Telephone: (785) 233-3232
Email: lsapa@lsapa.com
LSA PROJECT NO. 2204061

JOB NO. 705921
DATE 03.15.2023
DRAWN BY LSA CAD
4/28/2023 ADDENDUM 1/ CITY COMMENTS #2
SHEET NAME SEGMENT F - 2ND FLOOR - ELECTRICAL
SHEET NO. E1.25

5/1/2023 3:45:19 PM

ARCH E1.30" x 42"

NOTES:
1. COORDINATE WITH OTHER SUB-CONTRACTORS FOR PLACEMENT OF WORK PRIOR TO INSTALLATION BEGINNING.
2. SEE FIRE SUPPRESSION SUBMITTALS AND INCORPORATE ALL DEVICES INTO FIRE ALARM.
3. EXIT LIGHTS SHALL BE VISIBLE TO OCCUPANTS.
4. PROVIDE NEC CLEARANCES FOR ALL PANELS AND ELECTRICAL EQUIPMENT.
5. FOLLOW THE DRAWINGS FOR HOME RUNS AND CIRCUIT NUMBERS. DO NOT COMBINE CIRCUITS IN LARGER CONDUITS UNLESS PRE-APPROVED BY THE ENGINEER.
6. LABEL ALL JUNCTION BOXES AS TO THE PANEL AND CIRCUIT NUMBER SERVED.
7. PANEL DIRECTORIES SHALL BE SPECIFIC TO THE ROOMS/EQUIPMENT SERVED.
8. SEE ARCHITECTURAL DRAWINGS FOR MOUNTING HEIGHTS AND DETAILS.
9. SEE TELECOM DETAILS FOR MISCELLANEOUS POWER NEEDS.
10. ALL DISC FIXTURES ARE TYPE A UNLESS NOTED OTHERWISE ALL CLOSET FIXTURES ARE TYPE N UNLESS NOTED OTHERWISE ALL ⊗ ⊗ ⊗ FIXTURES ARE TYPE X1 UNLESS NOTED OTHERWISE ALL ▭ FIXTURES ARE TYPE X2 UNLESS NOTED OTHERWISE ALL ▭ FIXTURES ARE TYPE X3 UNLESS NOTED OTHERWISE ALL ▭ FIXTURES ARE TYPE X4 UNLESS NOTED OTHERWISE
11. LIGHTING AND RECEPTACLES IN STAIR TOWER TO BE ON SINGLE CIRCUIT.
12. VERTICALLY ALIGNED FLOOR TO FLOOR RECEPTACLES TO BE ON SINGLE CIRCUIT
13. REVIEW HVAC PLANS FOR FIRE/SMOKE DAMPERS AND CONNECT TO 120V AND FIRE ALARM.

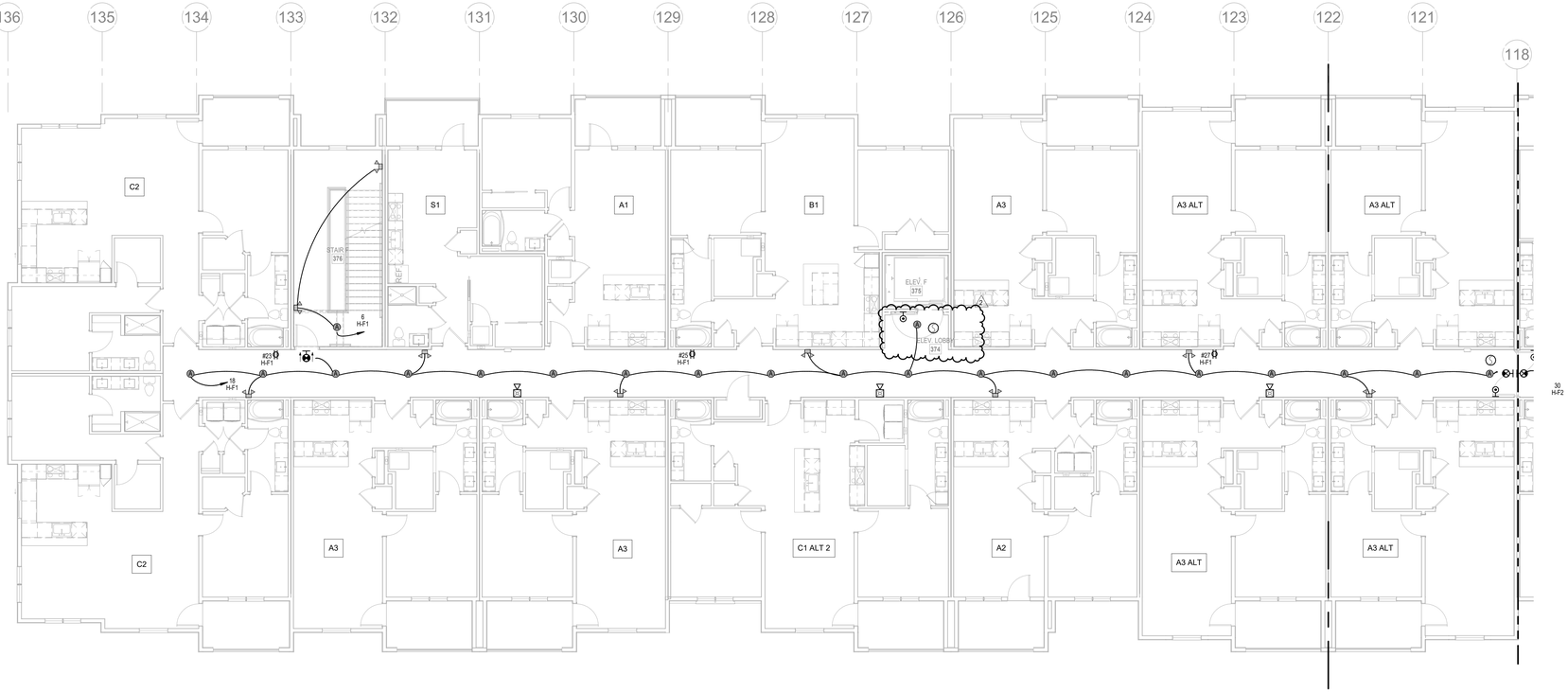

NORTH

1 3RD FLOOR - SEGMENT F

ELECTRICAL
1/8" = 1'-0"

ARCHITECTURE
LANDSCAPE
ARCHITECTURE
ENERGY SERVICES

NSPJ ARCHITECTS, Inc.
3515 W. 75TH ST., SUITE 201
PRAIRIE VILLAGE, KS 66208
P. 913.831.1415
F. 913.831.1563
NSPJARCH.COM

© COPYRIGHT 2023

STATE OF MISSOURI
RICHARD R. BEARDMORE
NUMBER 2010018010
PROFESSIONAL ENGINEER

04/28/2023

A NEW RESIDENTIAL COMMUNITY AT:

TRILOGY

800 & 810 NW WARD RD. | LEE'S SUMMIT, MO

DRAWING RELEASE LOG
• 03.15.2023 - PERMIT SUBMITTAL

△REVISIONS
2 23.0428 ADD 1/CC 2

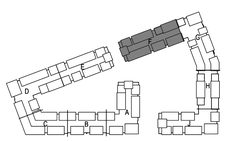

NORTH

KEY PLAN

NO SCALE

LS&A
Latimer Sommers & Associates P.A.
CONSULTING ENGINEERS
3639 SW Summerfield Drive, Suite A
Topeka, Kansas 6614-3974
8826 College Boulevard, Suite 102
Overland Park, Kansas 66210
Telephone: (785) 233-3232
Email: lsapa@lsapa.com

LSA PROJECT NO. 2204061

JOB NO. 705921
DATE 03.15.2023
DRAWN BY LSA CAD
4/28/2023 ADDENDUM 1/ CITY COMMENTS #2
SHEET NAME
SEGMENT F - 3RD FLOOR - ELECTRICAL
SHEET NO.
E1.26

5/1/2023 3:45:22 PM

ARCH E1.30" x 42"

NOTES:
1. COORDINATE WITH OTHER SUB-CONTRACTORS FOR PLACEMENT OF WORK PRIOR TO INSTALLATION BEGINNING.
2. SEE FIRE SUPPRESSION SUBMITTALS AND INCORPORATE ALL DEVICES INTO FIRE ALARM.
3. EXIT LIGHTS SHALL BE VISIBLE TO OCCUPANTS.
4. PROVIDE NEC CLEARANCES FOR ALL PANELS AND ELECTRICAL EQUIPMENT.
5. FOLLOW THE DRAWINGS FOR HOME RUNS AND CIRCUIT NUMBERS. DO NOT COMBINE CIRCUITS IN LARGER CONDUITS UNLESS PRE-APPROVED BY THE ENGINEER.
6. LABEL ALL JUNCTION BOXES AS TO THE PANEL AND CIRCUIT NUMBER SERVED.
7. PANEL DIRECTORIES SHALL BE SPECIFIC TO THE ROOMS/EQUIPMENT SERVED.
8. SEE ARCHITECTURAL DRAWINGS FOR MOUNTING HEIGHTS AND DETAILS.
9. SEE TELECOM DETAILS FOR MISCELLANEOUS POWER NEEDS.
10. ALL DISC FIXTURES ARE TYPE A UNLESS NOTED OTHERWISE ALL CLOSET FIXTURES ARE TYPE N UNLESS NOTED OTHERWISE ALL ⊗ ⊗ ⊗ FIXTURES ARE TYPE X1 UNLESS NOTED OTHERWISE ALL ⊗ FIXTURES ARE TYPE X2 UNLESS NOTED OTHERWISE ALL ⊗ FIXTURES ARE TYPE X3 UNLESS NOTED OTHERWISE ALL ▭ FIXTURES ARE TYPE X4 UNLESS NOTED OTHERWISE
11. LIGHTING AND RECEPTACLES IN STAIR TOWER TO BE ON SINGLE CIRCUIT.
12. VERTICALLY ALIGNED FLOOR TO FLOOR RECEPTACLES TO BE ON SINGLE CIRCUIT
13. REVIEW HVAC PLANS FOR FIRE/SMOKE DAMPERS AND CONNECT TO 120V AND FIRE ALARM.

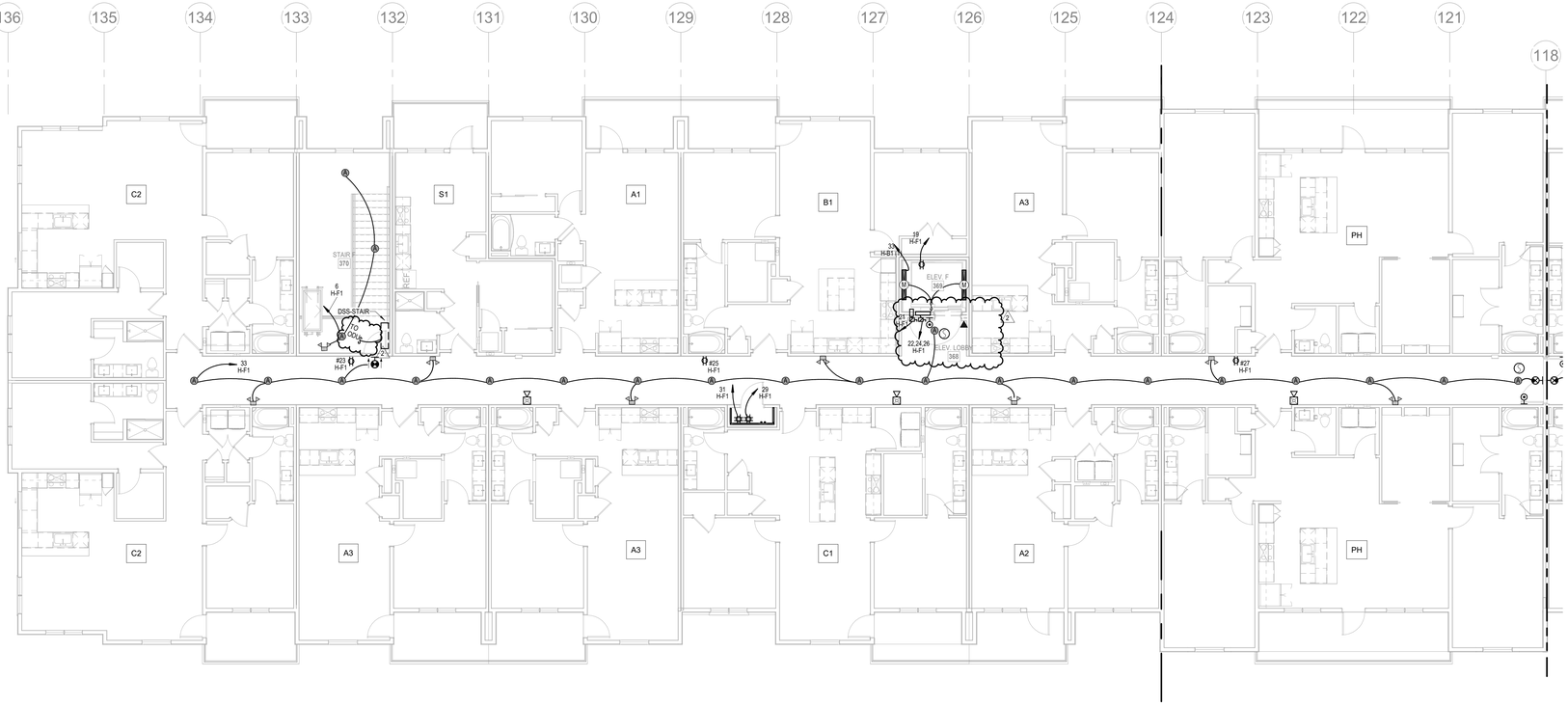

1 4TH FLOOR - SEGMENT F

ELECTRICAL

1/8" = 1'-0"

NORTH

ARCHITECTURE
LANDSCAPE
ARCHITECTURE
ENERGY SERVICES

NSPJ ARCHITECTS, Inc.

P. 913.831.1415
F. 913.831.1563
NSPJARCH.COM

© COPYRIGHT 2023

3515 W. 75TH ST., SUITE 201
PRAIRIE VILLAGE, KS 66208

STATE OF MISSOURI
RICHARD R. BEARDMORE
NUMBER
PROFESSIONAL ENGINEER

04/28/2023

A NEW RESIDENTIAL COMMUNITY AT:

TRILOGY

800 & 810 NW WARD RD. | LEE'S SUMMIT, MO

DRAWING RELEASE LOG
- 03.15.2023 - PERMIT SUBMITTAL

△ REVISIONS

2	23.0428	ADD 1/CC 2

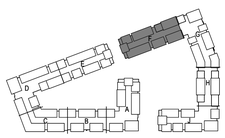

NORTH

KEY PLAN

NO SCALE

LS&A
Latimer Sommers & Associates P.A.
CONSULTING ENGINEERS
3639 SW Summerfield Drive, Suite A
Topeka, Kansas 6614-3974
8826 College Boulevard, Suite 102
Overland Park, Kansas 66210
Telephone: (785) 233-3232
Email: lsapa@lsapa.com

LSA PROJECT NO. 2204061

JOB NO. 705921
DATE 03.15.2023
DRAWN BY LSA CAD
4/28/2023 ADDENDUM 1/ CITY COMMENTS #2
SHEET NAME SEGMENT F - 4TH FLOOR - ELECTRICAL
SHEET NO. E1.27

5/1/2023 3:45:24 PM

ARCH E1.30" x 42"

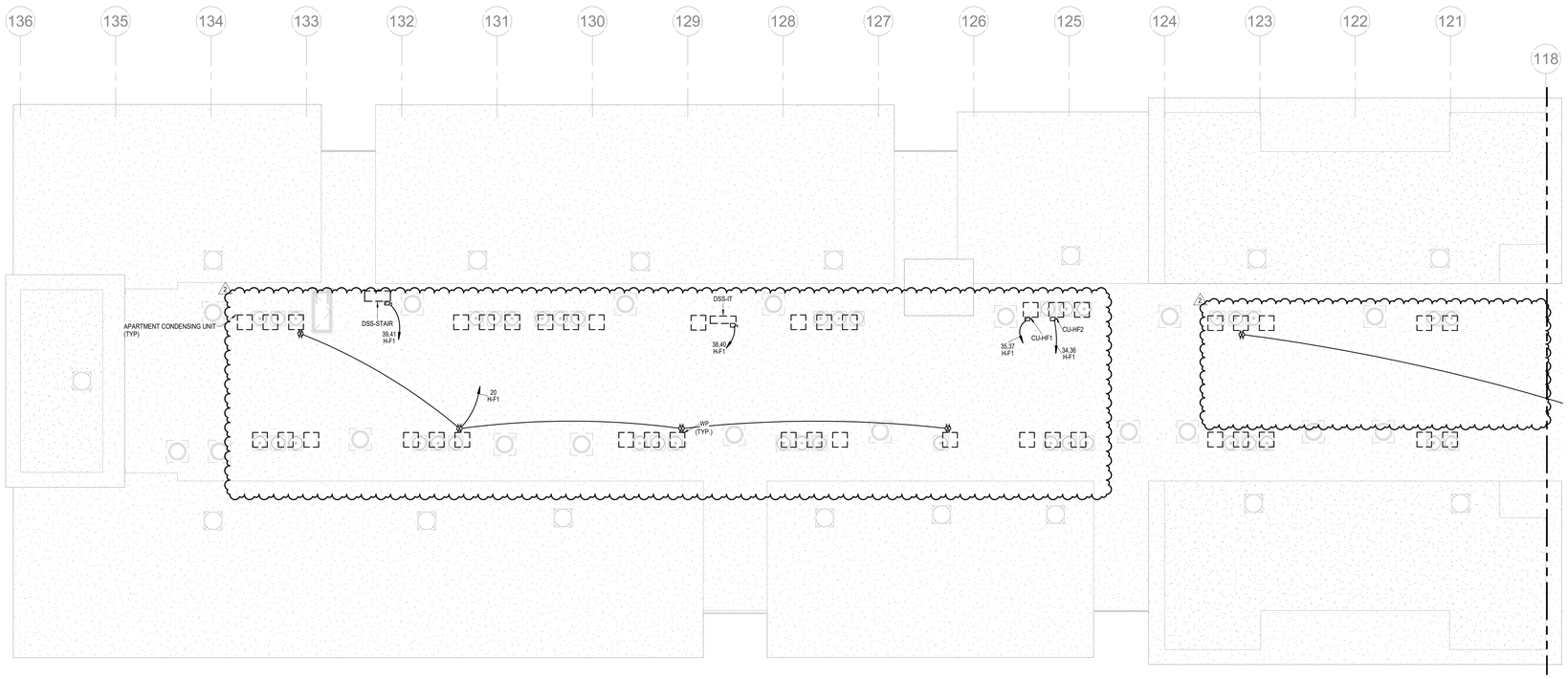

NORTH

1 ROOF PLAN - SEGMENT F

ELECTRICAL

1/8" = 1'-0"

NOTES:
1. COORDINATE WITH OTHER SUB-CONTRACTORS FOR PLACEMENT OF WORK PRIOR TO INSTALLATION BEGINNING.
2. SEE FIRE SUPPRESSION SUBMITTALS AND INCORPORATE ALL DEVICES INTO FIRE ALARM.
3. EXIT LIGHTS SHALL BE VISIBLE TO OCCUPANTS.
4. PROVIDE NEC CLEARANCES FOR ALL PANELS AND ELECTRICAL EQUIPMENT.
5. FOLLOW THE DRAWINGS FOR HOME RUNS AND CIRCUIT NUMBERS. DO NOT COMBINE CIRCUITS IN LARGER CONDUITS UNLESS PRE-APPROVED BY THE ENGINEER.
6. LABEL ALL JUNCTION BOXES AS TO THE PANEL AND CIRCUIT NUMBER SERVED.
7. PANEL DIRECTORIES SHALL BE SPECIFIC TO THE ROOMS/EQUIPMENT SERVED.
8. SEE ARCHITECTURAL DRAWINGS FOR MOUNTING HEIGHTS AND DETAILS.
9. SEE TELECOM DETAILS FOR MISCELLANEOUS POWER NEEDS.
10. ALL DISC FIXTURES ARE TYPE A UNLESS NOTED OTHERWISE ALL CLOSET FIXTURES ARE TYPE N UNLESS NOTED OTHERWISE ALL ⊗ ⊗ ⊗ FIXTURES ARE TYPE X1 UNLESS NOTED OTHERWISE ALL FIXTURES ARE TYPE X2 UNLESS NOTED OTHERWISE ALL FIXTURES ARE TYPE X3 UNLESS NOTED OTHERWISE ALL FIXTURES ARE TYPE X4 UNLESS NOTED OTHERWISE
11. LIGHTING AND RECEPTACLES IN STAIR TOWER TO BE ON SINGLE CIRCUIT.
12. VERTICALLY ALIGNED FLOOR TO FLOOR RECEPTACLES TO BE ON SINGLE CIRCUIT
13. REVIEW HVAC PLANS FOR FIRE/SMOKE DAMPERS AND CONNECT TO 120V AND FIRE ALARM.

ARCHITECTURE
LANDSCAPE
ARCHITECTURE
ENERGY SERVICES

NSPJ ARCHITECTS, Inc.

3515 W. 75TH ST., SUITE 201
PRAIRIE VILLAGE, KS 66208

P. 913.831.1415
F. 913.831.1563
NSPJARCH.COM

© COPYRIGHT 2023

STATE OF MISSOURI
RICHARD R. BEARDMORE
NUMBER 2010018010
PROFESSIONAL ENGINEER

04/28/2023

A NEW RESIDENTIAL COMMUNITY AT:

TRILOGY

800 & 810 NW WARD RD. | LEE'S SUMMIT, MO

DRAWING RELEASE LOG
• 03.15.2023 - PERMIT SUBMITTAL

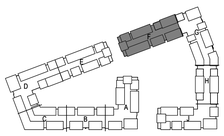

NORTH

KEY PLAN

NO SCALE

△ REVISIONS
2 23.0428 ADD 1/CC 2

LS&A
Latimer Sommers & Associates P.A.
CONSULTING ENGINEERS
3639 SW Summerfield Drive, Suite A
Topeka, Kansas 66614-3974
8625 College Boulevard, Suite 102
Overland Park, Kansas 66210
Telephone: (785) 233-3232
Email: lsapa@lsapa.com
LSA PROJECT NO. 2204061

JOB NO. 705921 DATE 03.15.2023
DRAWN BY LSA CAD
4/28/2023 ADDENDUM 1/ CITY COMMENTS #2
SHEET NAME SEGMENT F - ROOF PLAN - ELECTRICAL
SHEET NO. E1.28

5/1/2023 3:49:05 PM

ARCH E1.30" x 42"

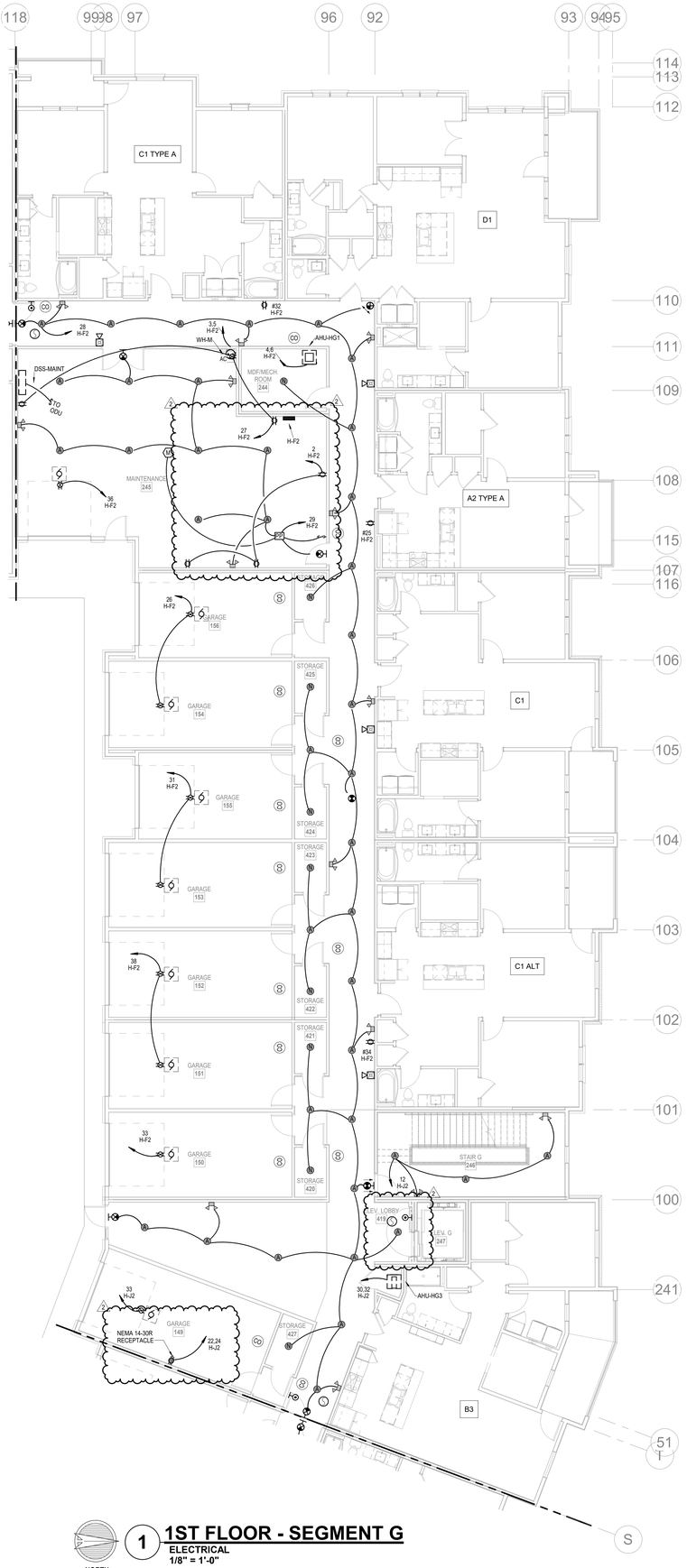

1 **1ST FLOOR - SEGMENT G**
ELECTRICAL
1/8" = 1'-0"
NORTH

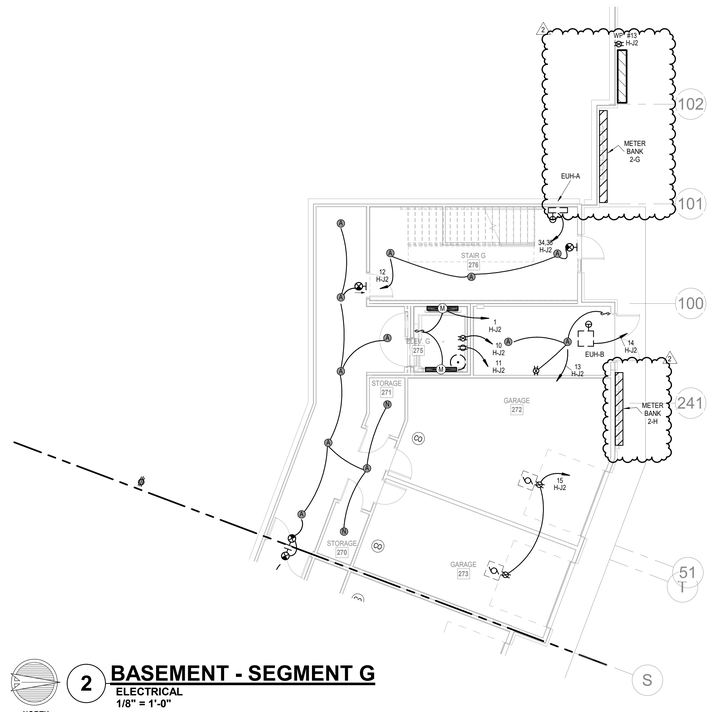

2 **BASEMENT - SEGMENT G**
ELECTRICAL
1/8" = 1'-0"
NORTH

NOTES:
1. COORDINATE WITH OTHER SUB-CONTRACTORS FOR PLACEMENT OF WORK PRIOR TO INSTALLATION BEGINNING.
2. SEE FIRE SUPPRESSION SUBMITTALS AND INCORPORATE ALL DEVICES INTO FIRE ALARM.
3. EXIT LIGHTS SHALL BE VISIBLE TO OCCUPANTS.
4. PROVIDE NEC CLEARANCES FOR ALL PANELS AND ELECTRICAL EQUIPMENT.
5. FOLLOW THE DRAWINGS FOR HOME RUNS AND CIRCUIT NUMBERS. DO NOT COMBINE CIRCUITS IN LARGER CONDUITS UNLESS PRE-APPROVED BY THE ENGINEER.
6. LABEL ALL JUNCTION BOXES AS TO THE PANEL AND CIRCUIT NUMBER SERVED.
7. PANEL DIRECTORIES SHALL BE SPECIFIC TO THE ROOMS/EQUIPMENT SERVED.
8. SEE ARCHITECTURAL DRAWINGS FOR MOUNTING HEIGHTS AND DETAILS.
9. SEE TELECOM DETAILS FOR MISCELLANEOUS POWER NEEDS.
10. ALL DISC FIXTURES ARE TYPE A UNLESS NOTED OTHERWISE ALL CLOSET FIXTURES ARE TYPE N UNLESS NOTED OTHERWISE ALL ⊗ ⊗ ⊗ FIXTURES ARE TYPE X1 UNLESS NOTED OTHERWISE ALL ⊗ FIXTURES ARE TYPE X2 UNLESS NOTED OTHERWISE ALL ⊗ FIXTURES ARE TYPE X3 UNLESS NOTED OTHERWISE ALL ▽ FIXTURES ARE TYPE X4 UNLESS NOTED OTHERWISE
11. LIGHTING AND RECEPTACLES IN STAIR TOWER TO BE ON SINGLE CIRCUIT.
12. VERTICALLY ALIGNED FLOOR TO FLOOR RECEPTACLES TO BE ON SINGLE CIRCUIT
13. REVIEW HVAC PLANS FOR FIRE/SMOKE DAMPERS AND CONNECT TO 120V AND FIRE ALARM.

ARCHITECTURE
LANDSCAPE ARCHITECTURE
ENERGY SERVICES
NSPJ ARCHITECTS, Inc.
3515 W. 75TH ST., SUITE 201
PRAIRIE VILLAGE, KS 66208
P. 913.831.1415
F. 913.831.1563
NSPJARCH.COM
© COPYRIGHT 2023

STATE OF MISSOURI
RICHARD R. BEARDMORE
NUMBER 2010018010
PROFESSIONAL ENGINEER
04/28/2023

A NEW RESIDENTIAL COMMUNITY AT:
TRILOGY
800 & 810 NW WARD RD. | LEE'S SUMMIT, MO

DRAWING RELEASE LOG
• 03.15.2023 - PERMIT SUBMITTAL

△REVISIONS
2 23 0428 ADD 1CC 2

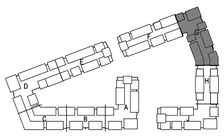

NORTH
KEY PLAN
NO SCALE

LS&A Latimer Sommers & Associates P.A.
CONSULTING ENGINEERS
3639 SW Summerfield Drive, Suite A
Topeka, Kansas 66614-3974
8625 College Boulevard, Suite 102
Overland Park, Kansas 66210
Telephone: (785) 233-3232
Email: lsapa@lsapa.com
LSA PROJECT NO. 2204061

JOB NO. 705921
DATE 03.15.2023
DRAWN BY LSA CAD
4/28/2023 ADDENDUM 1/
CITY COMMENTS #2
SHEET NAME
SEGMENT G - BASEMENT & 1ST FLOOR - ELECTRICAL
SHEET NO.
E1.29

5/1/2023 3:49:31 PM

ARCH E1.30" x 42"

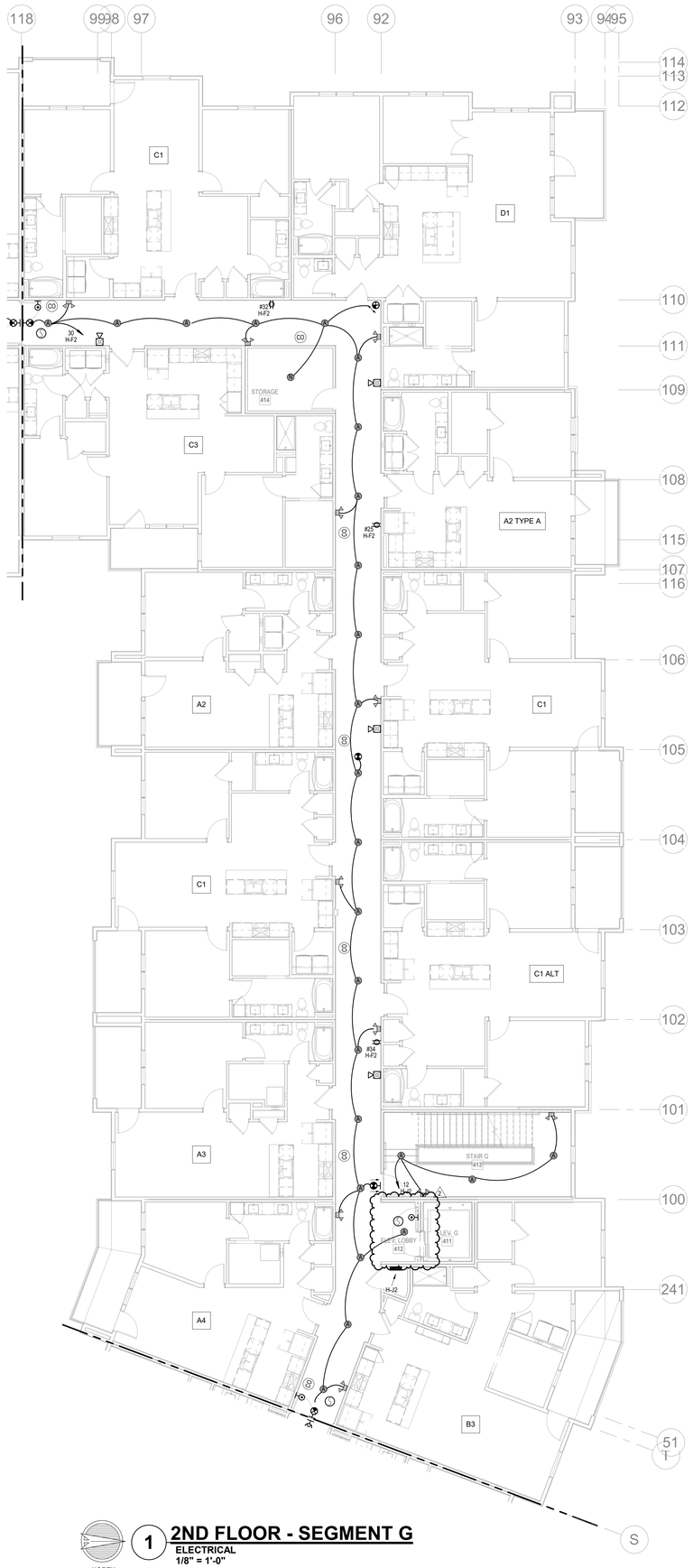

1 **2ND FLOOR - SEGMENT G**
ELECTRICAL
1/8" = 1'-0"

NORTH

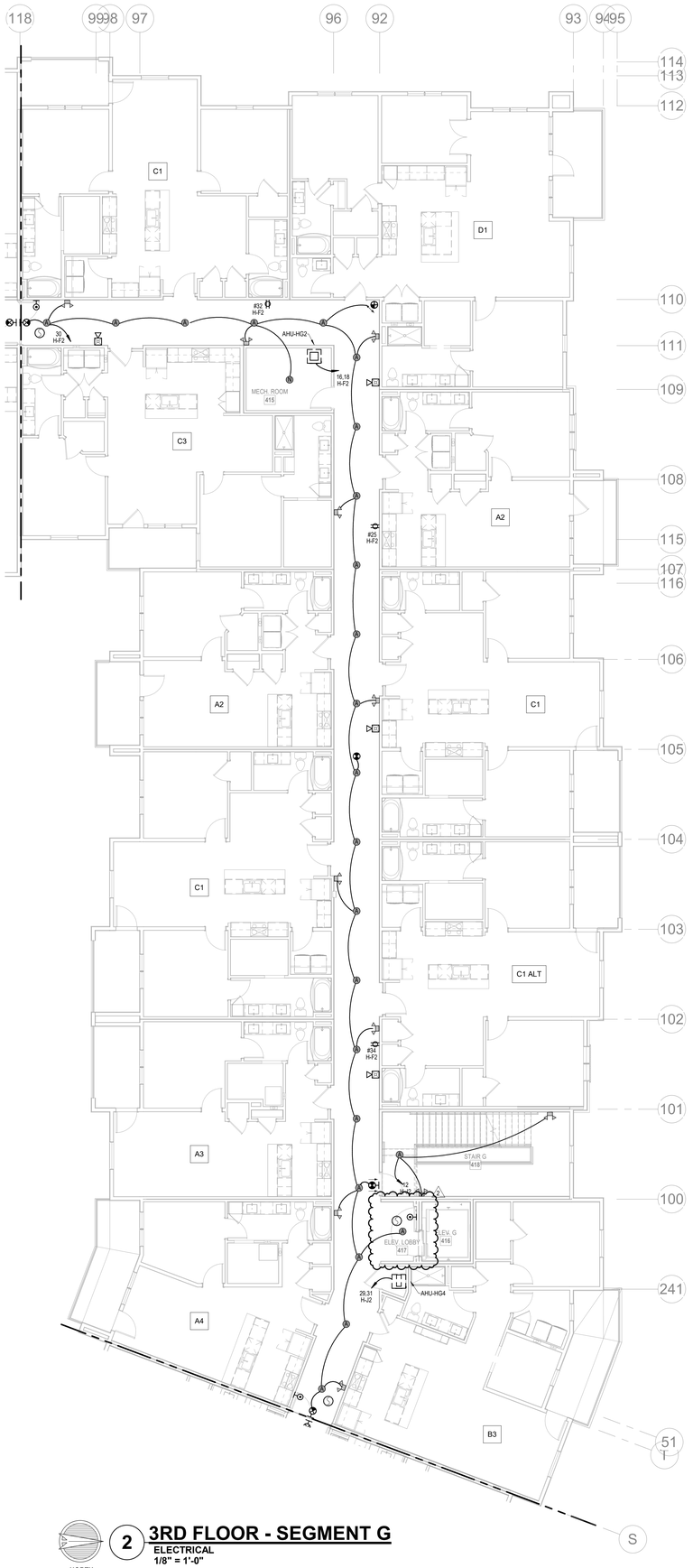

2 **3RD FLOOR - SEGMENT G**
ELECTRICAL
1/8" = 1'-0"

NORTH

NOTES:
1. COORDINATE WITH OTHER SUB-CONTRACTORS FOR PLACEMENT OF WORK PRIOR TO INSTALLATION BEGINNING.
2. SEE FIRE SUPPRESSION SUBMITTALS AND INCORPORATE ALL DEVICES INTO FIRE ALARM.
3. EXIT LIGHTS SHALL BE VISIBLE TO OCCUPANTS.
4. PROVIDE NEC CLEARANCES FOR ALL PANELS AND ELECTRICAL EQUIPMENT.
5. FOLLOW THE DRAWINGS FOR HOME RUNS AND CIRCUIT NUMBERS. DO NOT COMBINE CIRCUITS IN LARGER CONDUITS UNLESS PRE-APPROVED BY THE ENGINEER.
6. LABEL ALL JUNCTION BOXES AS TO THE PANEL AND CIRCUIT NUMBER SERVED.
7. PANEL DIRECTORIES SHALL BE SPECIFIC TO THE ROOMS/EQUIPMENT SERVED.
8. SEE ARCHITECTURAL DRAWINGS FOR MOUNTING HEIGHTS AND DETAILS.
9. SEE TELECOM DETAILS FOR MISCELLANEOUS POWER NEEDS.
10. ALL DISC FIXTURES ARE TYPE A UNLESS NOTED OTHERWISE ALL CLOSET FIXTURES ARE TYPE N UNLESS NOTED OTHERWISE ALL ⊗ ⊗ ⊗ FIXTURES ARE TYPE X1 UNLESS NOTED OTHERWISE ALL ⊗ FIXTURES ARE TYPE X2 UNLESS NOTED OTHERWISE ALL ⊗ FIXTURES ARE TYPE X3 UNLESS NOTED OTHERWISE ALL ▭ FIXTURES ARE TYPE X4 UNLESS NOTED OTHERWISE
11. LIGHTING AND RECEPTACLES IN STAIR TOWER TO BE ON SINGLE CIRCUIT.
12. VERTICALLY ALIGNED FLOOR TO FLOOR RECEPTACLES TO BE ON SINGLE CIRCUIT
13. REVIEW HVAC PLANS FOR FIRE/SMOKE DAMPERS AND CONNECT TO 120V AND FIRE ALARM.

ARCHITECTURE
LANDSCAPE ARCHITECTURE
ENERGY SERVICES
NSPJ
ARCHITECTS, Inc.
3515 W. 75TH ST., SUITE 201
PRAIRIE VILLAGE, KS 66208
P. 913.831.1415
F. 913.831.1563
NSPJARCH.COM
© COPYRIGHT 2023

STATE OF MISSOURI
RICHARD R. BEARDMORE
NUMBER 2010018010
REGISTERED PROFESSIONAL ENGINEER
04/28/2023

A NEW RESIDENTIAL COMMUNITY AT:
TRILOGY
800 & 810 NW WARD RD. | LEE'S SUMMIT, MO

DRAWING RELEASE LOG
• 03.15.2023 - PERMIT SUBMITTAL

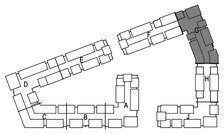

NORTH

KEY PLAN
NO SCALE

REVISIONS
2 23 0428 ADD 1/CC 2

LS&A
Latimer Sommers & Associates P.A.
CONSULTING ENGINEERS
3639 SW Summerfield Drive, Suite A
Topeka, Kansas 6614-3974
8826 College Boulevard, Suite 102
Overland Park, Kansas 66210
Telephone: (785) 233-3232
Email: lsapa@lsapa.com
LSA PROJECT NO. 2204061

JOB NO. 705921
DATE 03.15.2023
DRAWN BY LSA CAD
4/28/2023 ADDENDUM 1/ CITY COMMENTS #2
SHEET NAME SEGMENT G - 2ND & 3RD FLOOR - ELECTRICAL
SHEET NO. E1.30

5/1/2023 3:49:35 PM

ARCH E1.30" x 42"

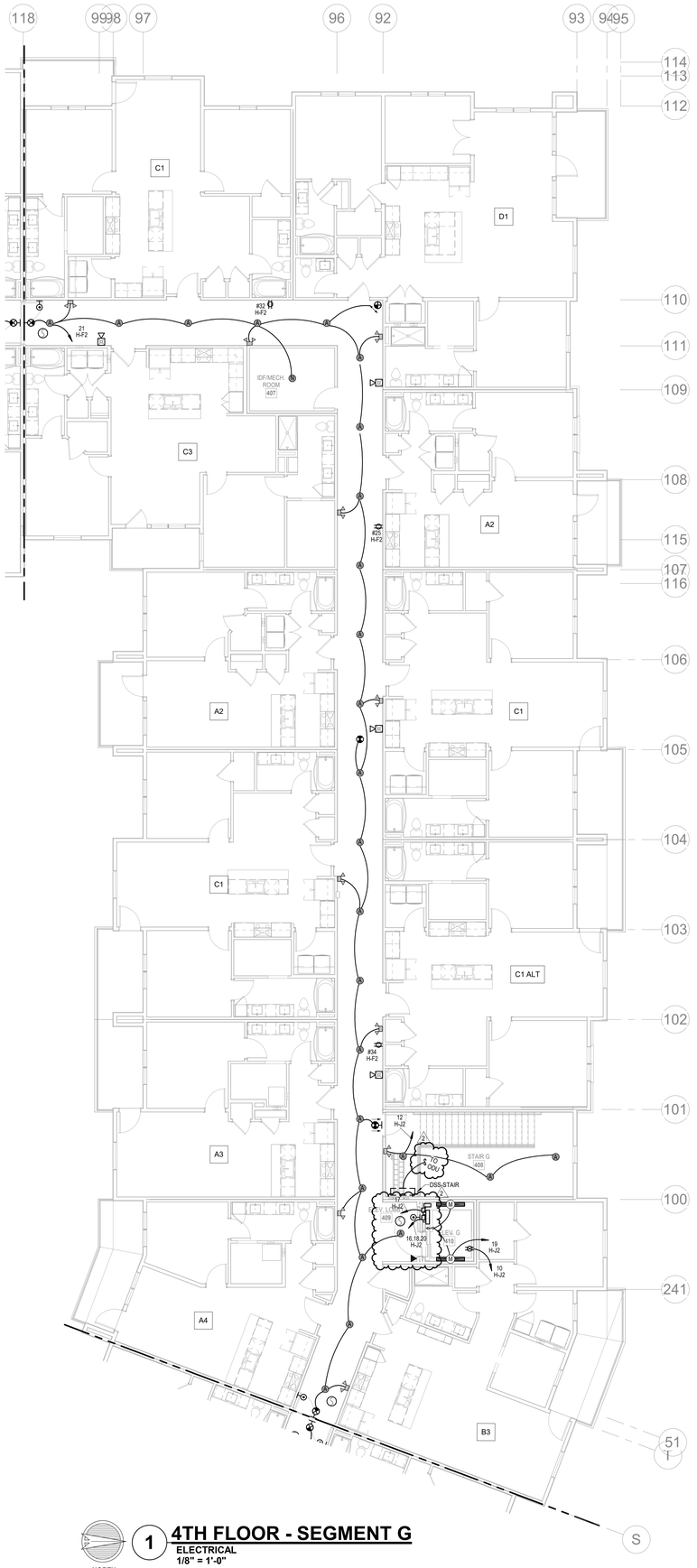

NORTH

1 4TH FLOOR - SEGMENT G
ELECTRICAL
1/8" = 1'-0"

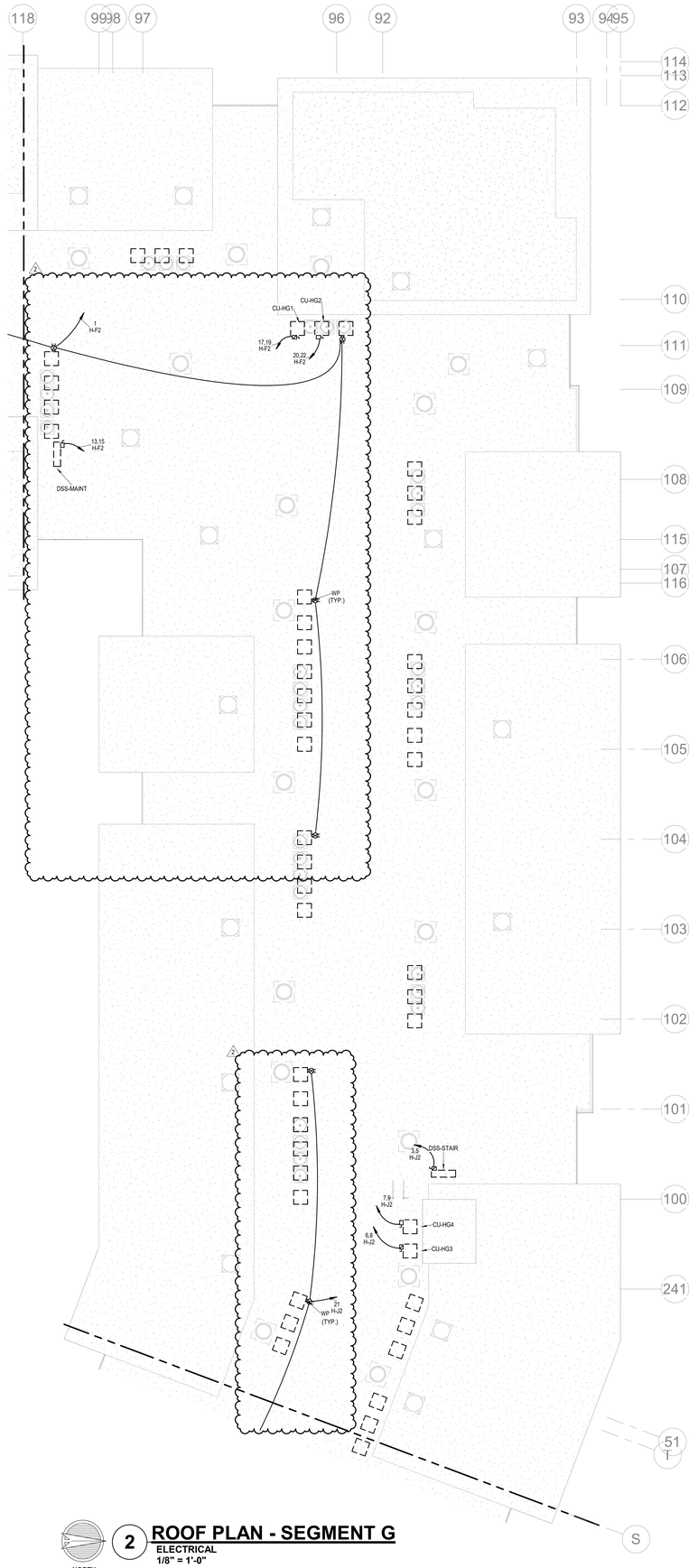

NORTH

2 ROOF PLAN - SEGMENT G
ELECTRICAL
1/8" = 1'-0"

NOTES:

1. COORDINATE WITH OTHER SUB-CONTRACTORS FOR PLACEMENT OF WORK PRIOR TO INSTALLATION BEGINNING.
2. SEE FIRE SUPPRESSION SUBMITTALS AND INCORPORATE ALL DEVICES INTO FIRE ALARM.
3. EXIT LIGHTS SHALL BE VISIBLE TO OCCUPANTS.
4. PROVIDE NEC CLEARANCES FOR ALL PANELS AND ELECTRICAL EQUIPMENT.
5. FOLLOW THE DRAWINGS FOR HOME RUNS AND CIRCUIT NUMBERS. DO NOT COMBINE CIRCUITS IN LARGER CONDUITS UNLESS PRE-APPROVED BY THE ENGINEER.
6. LABEL ALL JUNCTION BOXES AS TO THE PANEL AND CIRCUIT NUMBER SERVED.
7. PANEL DIRECTORIES SHALL BE SPECIFIC TO THE ROOMS/EQUIPMENT SERVED.
8. SEE ARCHITECTURAL DRAWINGS FOR MOUNTING HEIGHTS AND DETAILS.
9. SEE TELECOM DETAILS FOR MISCELLANEOUS POWER NEEDS.
10. ALL DISC FIXTURES ARE TYPE A UNLESS NOTED OTHERWISE
    ALL CLOSET FIXTURES ARE TYPE N UNLESS NOTED OTHERWISE
    ALL ⊗ ⊗ ⊗ FIXTURES ARE TYPE X1 UNLESS NOTED OTHERWISE
    ALL FIXTURES ARE TYPE X2 UNLESS NOTED OTHERWISE
    ALL FIXTURES ARE TYPE X3 UNLESS NOTED OTHERWISE
    ALL FIXTURES ARE TYPE X4 UNLESS NOTED OTHERWISE
11. LIGHTING AND RECEPTACLES IN STAIR TOWER TO BE ON SINGLE CIRCUIT.
12. VERTICALLY ALIGNED FLOOR TO FLOOR RECEPTACLES TO BE ON SINGLE CIRCUIT
13. REVIEW HVAC PLANS FOR FIRE/SMOKE DAMPERS AND CONNECT TO 120V AND FIRE ALARM.

ARCHITECTURE
LANDSCAPE ARCHITECTURE
ENERGY SERVICES

NSPJ ARCHITECTS, Inc.
3515 W. 75TH ST., SUITE 201
PRAIRIE VILLAGE, KS 66208
P. 913.831.1415
F. 913.831.1563
NSPJARCH.COM

© COPYRIGHT 2023

STATE OF MISSOURI
RICHARD R. BEARDMORE
NUMBER 2010035744
PROFESSIONAL ENGINEER

04/28/2023

A NEW RESIDENTIAL COMMUNITY AT:

TRILOGY

800 & 810 NW WARD RD. | LEE'S SUMMIT, MO

DRAWING RELEASE LOG
• 03.15.2023 - PERMIT SUBMITTAL

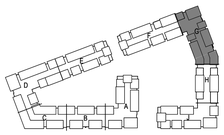

KEY PLAN
NO SCALE

NORTH

△REVISIONS
2 23 0428 ADD 1/CC 2

LS&A
Latimer Sommers & Associates P.A.
CONSULTING ENGINEERS
3639 SW Summerfield Drive, Suite A
Topeka, Kansas 6614-3974
8629 College Boulevard, Suite 103
Overland Park, Kansas 66210
Telephone: (785) 233-3232
Email: lsapa@lsapa.com
LSA PROJECT NO. 2204061

JOB NO. 705921
DATE 03.15.2023
DRAWN BY LSA CAD
4/28/2023 ADDENDUM 1/ CITY COMMENTS #2
SHEET NAME
SEGMENT G - 4TH FLOOR & ROOF PLAN - ELECTRICAL
SHEET NO.
E1.31

5/1/2023 3:49:39 PM

ARCH E1.30" x 42"

NOTES:
1. COORDINATE WITH OTHER SUB-CONTRACTORS FOR PLACEMENT OF WORK PRIOR TO INSTALLATION BEGINNING.
2. SEE FIRE SUPPRESSION SUBMITTALS AND INCORPORATE ALL DEVICES INTO FIRE ALARM.
3. EXIT LIGHTS SHALL BE VISIBLE TO OCCUPANTS.
4. PROVIDE NEC CLEARANCES FOR ALL PANELS AND ELECTRICAL EQUIPMENT.
5. FOLLOW THE DRAWINGS FOR HOME RUNS AND CIRCUIT NUMBERS. DO NOT COMBINE CIRCUITS IN LARGER CONDUITS UNLESS PRE-APPROVED BY THE ENGINEER.
6. LABEL ALL JUNCTION BOXES AS TO THE PANEL AND CIRCUIT NUMBER SERVED.
7. PANEL DIRECTORIES SHALL BE SPECIFIC TO THE ROOMS/EQUIPMENT SERVED.
8. SEE ARCHITECTURAL DRAWINGS FOR MOUNTING HEIGHTS AND DETAILS.
9. SEE TELECOM DETAILS FOR MISCELLANEOUS POWER NEEDS.
10. ALL DISC FIXTURES ARE TYPE A UNLESS NOTED OTHERWISE ALL CLOSET FIXTURES ARE TYPE N UNLESS NOTED OTHERWISE ALL ⊗ ⊗ ⊗ FIXTURES ARE TYPE X1 UNLESS NOTED OTHERWISE ALL ⊗ FIXTURES ARE TYPE X2 UNLESS NOTED OTHERWISE ALL ⊗ FIXTURES ARE TYPE X3 UNLESS NOTED OTHERWISE ALL ⊗ FIXTURES ARE TYPE X4 UNLESS NOTED OTHERWISE
11. LIGHTING AND RECEPTACLES IN STAIR TOWER TO BE ON SINGLE CIRCUIT.
12. VERTICALLY ALIGNED FLOOR TO FLOOR RECEPTACLES TO BE ON SINGLE CIRCUIT
13. REVIEW HVAC PLANS FOR FIRE/SMOKE DAMPERS AND CONNECT TO 120V AND FIRE ALARM.

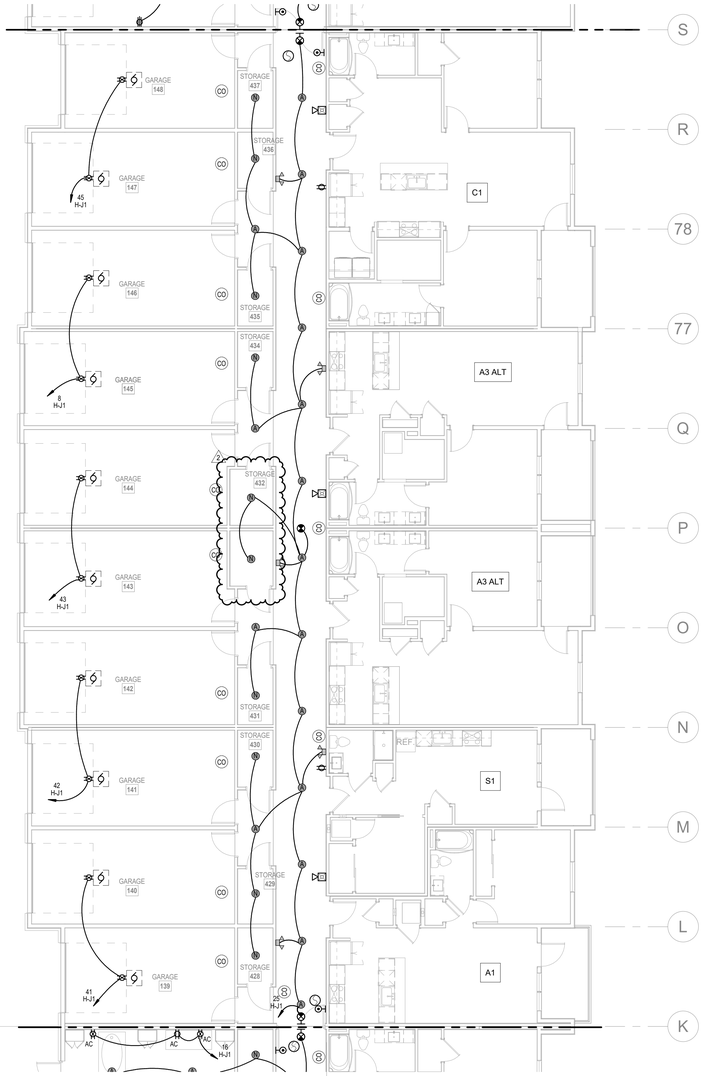

NORTH

1 1ST FLOOR - SEGMENT H

ELECTRICAL

1/8" = 1'-0"
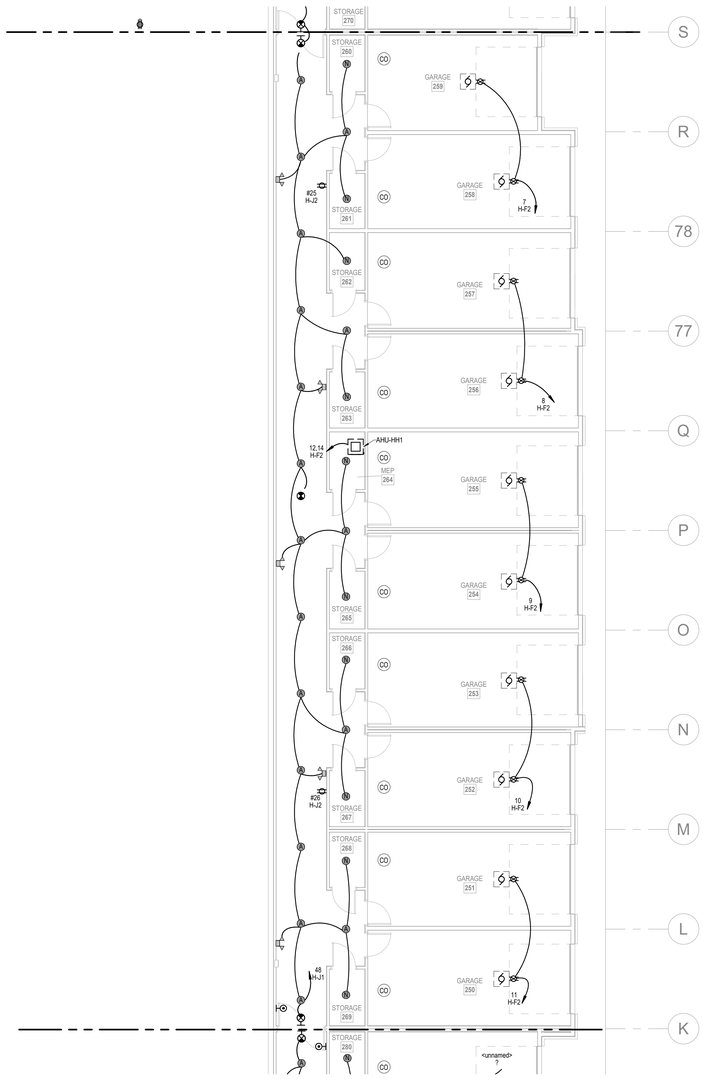
NORTH

2 BASEMENT - SEGMENT H

ELECTRICAL

1/8" = 1'-0"

ARCHITECTURE
LANDSCAPE ARCHITECTURE
ENERGY SERVICES

NSPJ ARCHITECTS, Inc.

P. 913.831.1415
F. 913.831.1563
NSPJARCH.COM

© COPYRIGHT 2023

STATE OF MISSOURI
RICHARD R. BEARDMORE
NUMBER
PROFESSIONAL ENGINEER

04/28/2023

A NEW RESIDENTIAL COMMUNITY AT:

TRILOGY

800 & 810 NW WARD RD. | LEE'S SUMMIT, MO

DRAWING RELEASE LOG
▲ 03.15.2023 - PERMIT SUBMITTAL

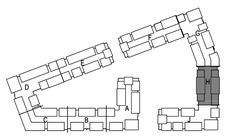

NORTH

KEY PLAN

NO SCALE

△REVISIONS
2 23 0428 ADD 1/CC 2

LS&A
Latimer Sommers & Associates P.A.
CONSULTING ENGINEERS
3639 SW Summerfield Drive, Suite A
Topeka, Kansas 66614-3974
8625 College Boulevard, Suite 102
Overland Park, Kansas 66210
Telephone: (785) 233-3232
Email: lsapa@lsapa.com
LSA PROJECT NO. 2204061

JOB NO. 705921 DATE 03.15.2023
DRAWN BY LSA CAD
4/28/2023 ADDENDUM 1/
CITY COMMENTS #2
SHEET NAME
SEGMENT H - BASEMENT & 1ST FLOOR - ELECTRICAL
SHEET NO.
E1.32

5/1/2023 3:49:44 PM

ARCH E1.30" x 42"

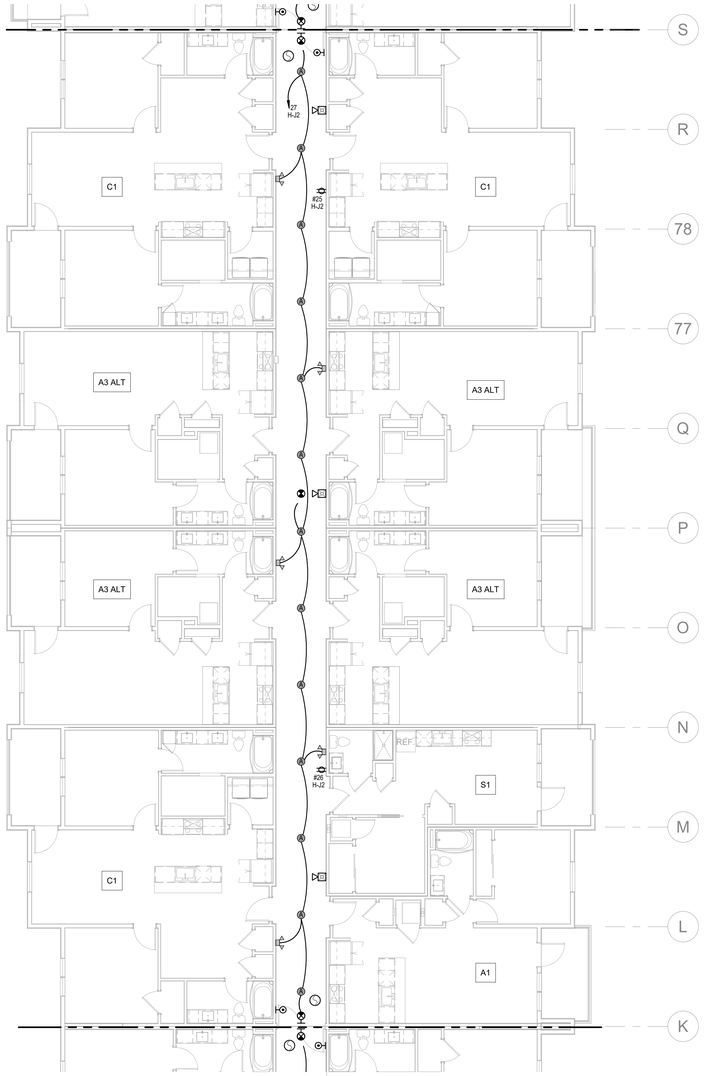

1 **3RD FLOOR - SEGMENT H**
ELECTRICAL
1/8" = 1'-0"

NORTH

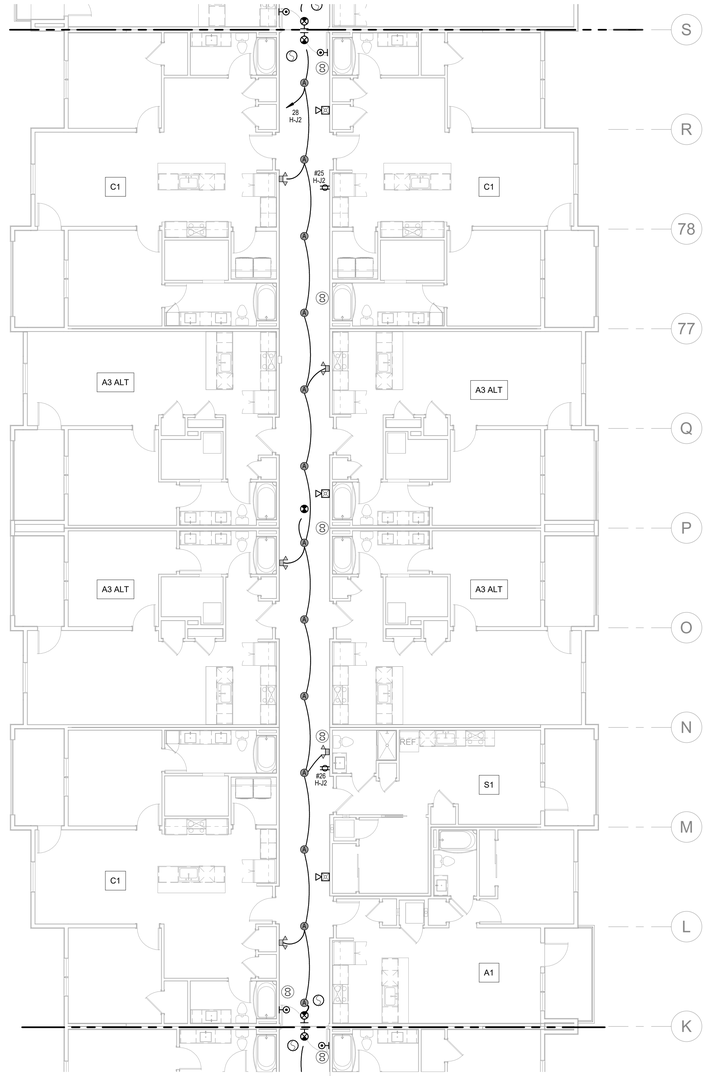

2 **2ND FLOOR - SEGMENT H**
ELECTRICAL
1/8" = 1'-0"

NORTH

NOTES:
1. COORDINATE WITH OTHER SUB-CONTRACTORS FOR PLACEMENT OF WORK PRIOR TO INSTALLATION BEGINNING.
2. SEE FIRE SUPPRESSION SUBMITTALS AND INCORPORATE ALL DEVICES INTO FIRE ALARM.
3. EXIT LIGHTS SHALL BE VISIBLE TO OCCUPANTS.
4. PROVIDE NEC CLEARANCES FOR ALL PANELS AND ELECTRICAL EQUIPMENT.
5. FOLLOW THE DRAWINGS FOR HOME RUNS AND CIRCUIT NUMBERS. DO NOT COMBINE CIRCUITS IN LARGER CONDUITS UNLESS PRE-APPROVED BY THE ENGINEER.
6. LABEL ALL JUNCTION BOXES AS TO THE PANEL AND CIRCUIT NUMBER SERVED.
7. PANEL DIRECTORIES SHALL BE SPECIFIC TO THE ROOMS/EQUIPMENT SERVED.
8. SEE ARCHITECTURAL DRAWINGS FOR MOUNTING HEIGHTS AND DETAILS.
9. SEE TELECOM DETAILS FOR MISCELLANEOUS POWER NEEDS.
10. ALL DISC FIXTURES ARE TYPE A UNLESS NOTED OTHERWISE ALL CLOSET FIXTURES ARE TYPE N UNLESS NOTED OTHERWISE ALL ⊗ ⊗ ⊗ FIXTURES ARE TYPE X1 UNLESS NOTED OTHERWISE ALL ⊗ FIXTURES ARE TYPE X2 UNLESS NOTED OTHERWISE ALL ⊗ FIXTURES ARE TYPE X3 UNLESS NOTED OTHERWISE ALL ▽ FIXTURES ARE TYPE X4 UNLESS NOTED OTHERWISE
11. LIGHTING AND RECEPTACLES IN STAIR TOWER TO BE ON SINGLE CIRCUIT.
12. VERTICALLY ALIGNED FLOOR TO FLOOR RECEPTACLES TO BE ON SINGLE CIRCUIT
13. REVIEW HVAC PLANS FOR FIRE/SMOKE DAMPERS AND CONNECT TO 120V AND FIRE ALARM.

ARCHITECTURE
LANDSCAPE ARCHITECTURE
ENERGY SERVICES

NSPJ ARCHITECTS, Inc.
3515 W. 75TH ST., SUITE 201
PRAIRIE VILLAGE, KS 66208

P. 913.831.1415
F. 913.831.1563
NSPJARCH.COM

© COPYRIGHT 2023

STATE OF MISSOURI
RICHARD R. BEARDMORE
NUMBER
PROFESSIONAL ENGINEER

04/28/2023

A NEW RESIDENTIAL COMMUNITY AT:
TRILOGY
800 & 810 NW WARD RD. | LEE'S SUMMIT, MO

DRAWING RELEASE LOG
• 03.15.2023 - PERMIT SUBMITTAL

△REVISIONS

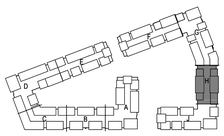

NORTH

KEY PLAN
NO SCALE

LS&A
Latimer Sommers & Associates P.A.
CONSULTING ENGINEERS
3639 SW Summerfield Drive, Suite A
Topeka, Kansas 66614-3974
8625 College Boulevard, Suite 102
Overland Park, Kansas 66210
Telephone: (785) 233-3232
Email: lsapa@lsapa.com

LSA PROJECT NO. 2204061

JOB NO. 705921
DATE 03.15.2023
DRAWN BY LSA CAD
4/28/2023 ADDENDUM 1/
CITY COMMENTS #2
SHEET NAME
SEGMENT H - 2ND & 3RD FLOOR - ELECTRICAL
SHEET NO.
E1.33

5/1/2023 3:49:47 PM

ARCH E1.30" x 42"

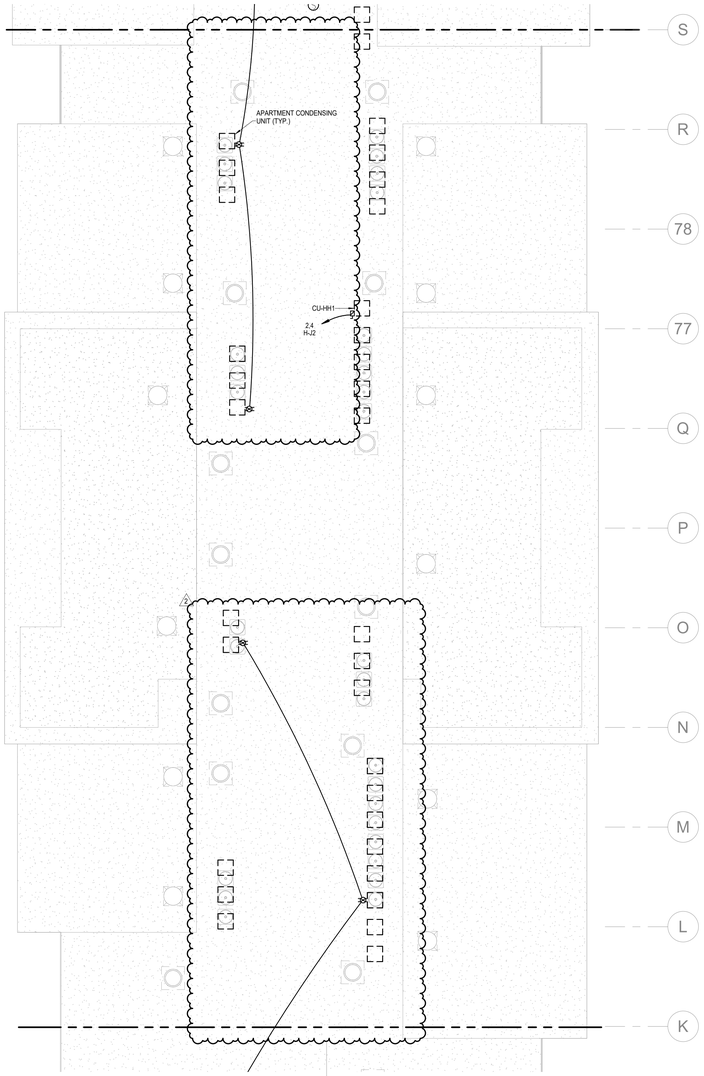

1 ROOF PLAN - SEGMENT H

ELECTRICAL
1/8" = 1'-0"

NORTH

2 4TH FLOOR - SEGMENT H

ELECTRICAL
1/8" = 1'-0"

NORTH

NOTES:
1. COORDINATE WITH OTHER SUB-CONTRACTORS FOR PLACEMENT OF WORK PRIOR TO INSTALLATION BEGINNING.
2. SEE FIRE SUPPRESSION SUBMITTALS AND INCORPORATE ALL DEVICES INTO FIRE ALARM.
3. EXIT LIGHTS SHALL BE VISIBLE TO OCCUPANTS.
4. PROVIDE NEC CLEARANCES FOR ALL PANELS AND ELECTRICAL EQUIPMENT.
5. FOLLOW THE DRAWINGS FOR HOME RUNS AND CIRCUIT NUMBERS. DO NOT COMBINE CIRCUITS IN LARGER CONDUITS UNLESS PRE-APPROVED BY THE ENGINEER.
6. LABEL ALL JUNCTION BOXES AS TO THE PANEL AND CIRCUIT NUMBER SERVED.
7. PANEL DIRECTORIES SHALL BE SPECIFIC TO THE ROOMS/EQUIPMENT SERVED.
8. SEE ARCHITECTURAL DRAWINGS FOR MOUNTING HEIGHTS AND DETAILS.
9. SEE TELECOM DETAILS FOR MISCELLANEOUS POWER NEEDS.
10. ALL DISC FIXTURES ARE TYPE A UNLESS NOTED OTHERWISE ALL CLOSET FIXTURES ARE TYPE N UNLESS NOTED OTHERWISE ALL ⊗ ⊗ ⊗ FIXTURES ARE TYPE X1 UNLESS NOTED OTHERWISE ALL ⊗ FIXTURES ARE TYPE X2 UNLESS NOTED OTHERWISE ALL ⊗ FIXTURES ARE TYPE X3 UNLESS NOTED OTHERWISE ALL ▽ FIXTURES ARE TYPE X4 UNLESS NOTED OTHERWISE
11. LIGHTING AND RECEPTACLES IN STAIR TOWER TO BE ON SINGLE CIRCUIT.
12. VERTICALLY ALIGNED FLOOR TO FLOOR RECEPTACLES TO BE ON SINGLE CIRCUIT
13. REVIEW HVAC PLANS FOR FIRE/SMOKE DAMPERS AND CONNECT TO 120V AND FIRE ALARM.

ARCHITECTURE
LANDSCAPE ARCHITECTURE
ENERGY SERVICES

NSPJ ARCHITECTS
3515 W. 75TH ST., SUITE 201
PRAIRIE VILLAGE, KS 66208

P. 913.831.1415
F. 913.831.1563
NSPJARCH.COM
© COPYRIGHT 2023

STATE OF MISSOURI
RICHARD R. BEARDMORE
NUMBER
PROFESSIONAL ENGINEER

04/28/2023

A NEW RESIDENTIAL COMMUNITY AT:

TRILOGY

800 & 810 NW WARD RD. | LEE'S SUMMIT, MO

DRAWING RELEASE LOG
• 03.15.2023 - PERMIT SUBMITTAL

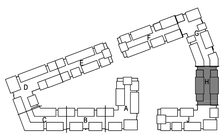

KEY PLAN
NO SCALE

NORTH

△ REVISIONS
2 23 0428 ADD 1/CC 2

LS&A
Latimer Sommers & Associates P.A.
CONSULTING ENGINEERS
3639 SW Summerfield Drive, Suite A
Topeka, Kansas 6614-3974
8826 College Boulevard, Suite 102
Overland Park, Kansas 66210
Telephone: (785) 233-3232
Email: lsapa@lsapa.com
LSA PROJECT NO. 2204061

JOB NO. 705921
DATE 03.15.2023
DRAWN BY LSA CAD
4/28/2023 ADDENDUM 1/
CITY COMMENTS #2
SHEET NAME
SEGMENT H - 4TH FLOOR & ROOF PLAN - ELECTRICAL
SHEET NO.
E1.34

5/1/2023 3:49:50 PM

ARCH E1 30" x 42"

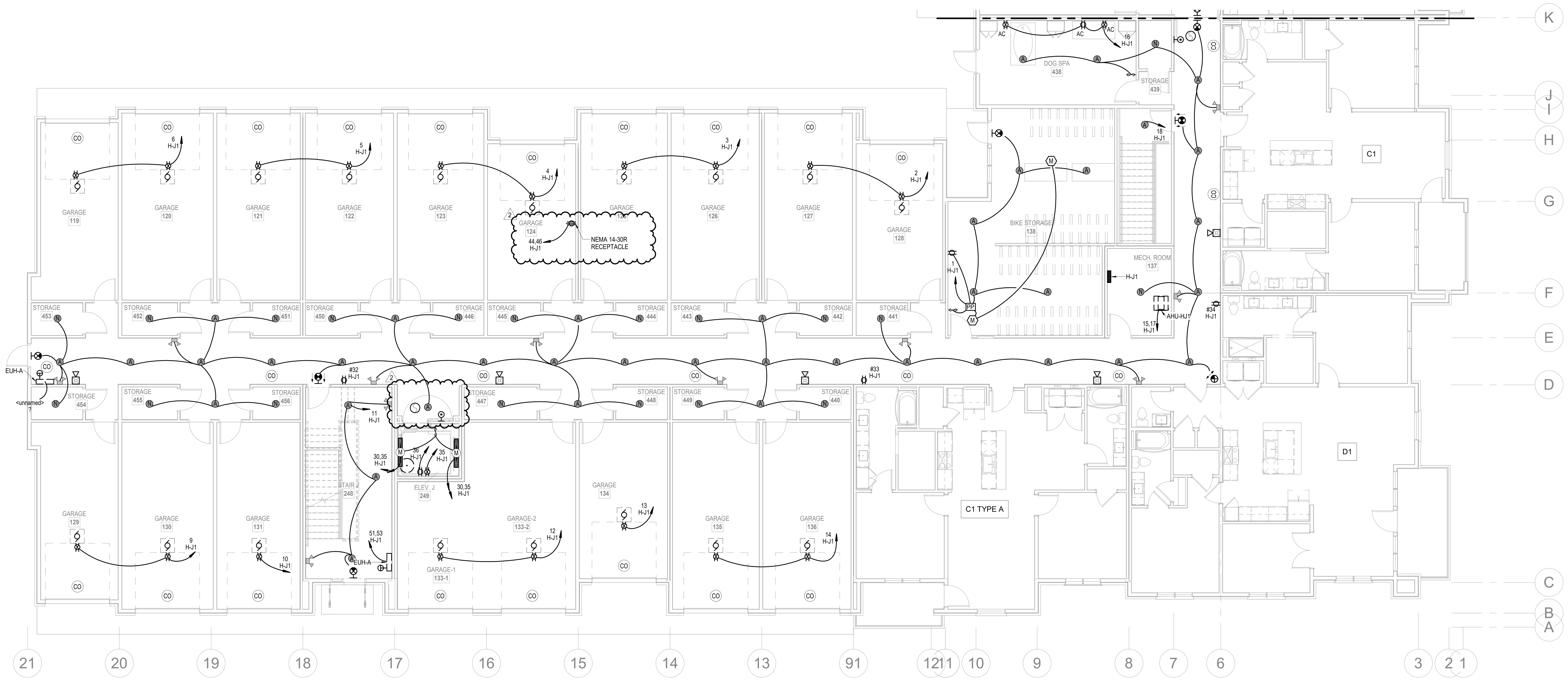

1 1ST FLOOR - SEGMENT J

ELECTRICAL
1/8" = 1'-0"

NORTH

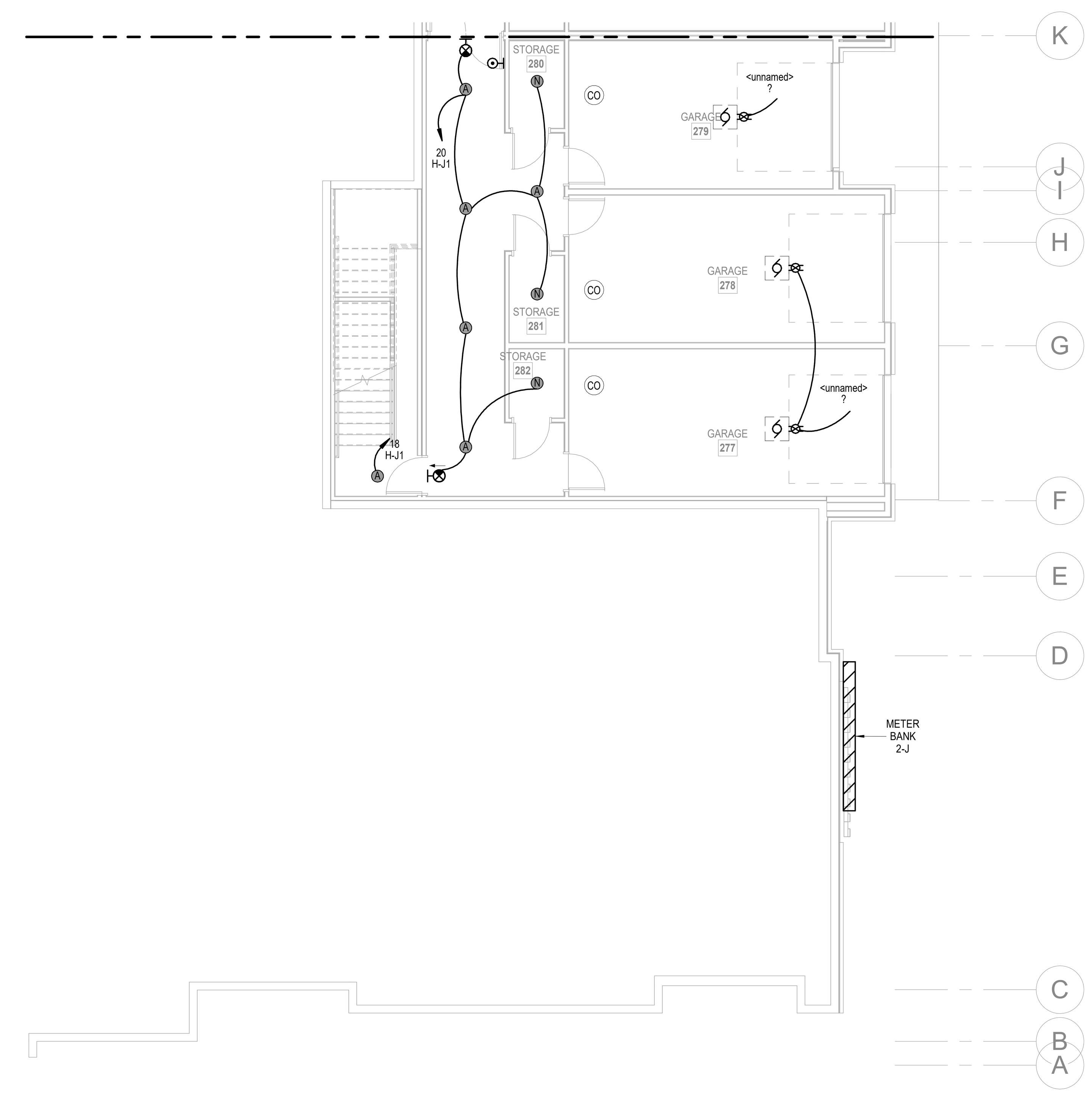

2 BASEMENT - SEGMENT J

ELECTRICAL
1/8" = 1'-0"

NORTH

NOTES:	
1.	COORDINATE WITH OTHER SUB-CONTRACTORS FOR PLACEMENT OF WORK PRIOR TO INSTALLATION BEGINNING.
2.	SEE FIRE SUPPRESSION SUBMITTALS AND INCORPORATE ALL DEVICES INTO FIRE ALARM.
3.	EXIT LIGHTS SHALL BE VISIBLE TO OCCUPANTS.
4.	PROVIDE NEC CLEARANCES FOR ALL PANELS AND ELECTRICAL EQUIPMENT.
5.	FOLLOW THE DRAWINGS FOR HOME RUNS AND CIRCUIT NUMBERS. DO NOT COMBINE CIRCUITS IN LARGER CONDUITS UNLESS PRE-APPROVED BY THE ENGINEER.
6.	LABEL ALL JUNCTION BOXES AS TO THE PANEL AND CIRCUIT NUMBER SERVED.
7.	PANEL DIRECTORIES SHALL BE SPECIFIC TO THE ROOMS/EQUIPMENT SERVED.
8.	SEE ARCHITECTURAL DRAWINGS FOR MOUNTING HEIGHTS AND DETAILS.
9.	SEE TELECOM DETAILS FOR MISCELLANEOUS POWER NEEDS.
10.	ALL DISC FIXTURES ARE TYPE A UNLESS NOTED OTHERWISE ALL CLOSET FIXTURES ARE TYPE N UNLESS NOTED OTHERWISE ALL ⊗ ⊗ ⊗ FIXTURES ARE TYPE X1 UNLESS NOTED OTHERWISE ALL ⊗ FIXTURES ARE TYPE X2 UNLESS NOTED OTHERWISE ALL FIXTURES ARE TYPE X3 UNLESS NOTED OTHERWISE ALL FIXTURES ARE TYPE X4 UNLESS NOTED OTHERWISE
11.	LIGHTING AND RECEPTACLES IN STAIR TOWER TO BE ON SINGLE CIRCUIT.
12.	VERTICALLY ALIGNED FLOOR TO FLOOR RECEPTACLES TO BE ON SINGLE CIRCUIT
13.	REVIEW HVAC PLANS FOR FIRE/SMOKE DAMPERS AND CONNECT TO 120V AND FIRE ALARM.

ARCHITECTURE
LANDSCAPE ARCHITECTURE
ENERGY SERVICES
NSPJ ARCHITECTS PA
3515 W. 75TH ST., SUITE 201
PRAIRIE VILLAGE, KS 66208
P. 913.831.1415
F. 913.831.1563
NSPJARCH.COM

© COPYRIGHT 2023

STATE OF MISSOURI
RICHARD R. BEARDMORE
PROFESSIONAL ENGINEER
04/28/2023

A NEW RESIDENTIAL COMMUNITY AT:
TRILOGY
800 & 810 NW WARD RD. | LEE'S SUMMIT, MO

DRAWING RELEASE LOG
● 03.15.2023 - PERMIT SUBMITTAL



△REVISIONS
2 23 0428 ADD 1/CC 2

KEY PLAN

NO SCALE

NORTH

LS&A
Latimer Sommers & Associates P.A.
CONSULTING ENGINEERS
3639 SW Summerfield Drive, Suite A
Topeka, Kansas 6614-3974
8625 College Boulevard, Suite 102
Overland Park, Kansas 66210
Telephone: (785) 233-3232
Email: lsapa@lsapa.com
LSA PROJECT NO. 2204061

JOB NO. 705921
DATE 03.15.2023
DRAWN BY LSA CAD
4/28/2023 ADDENDUM 1/ CITY COMMENTS #2
SHEET NAME
SEGMENT J - BASEMENT & 1ST FLOOR - ELECTRICAL
SHEET NO.
E1.35

5/1/2023 3:49:54 PM

ARCH E1.30" x 42"

NORTH

1 2ND FLOOR - SEGMENT J
ELECTRICAL
1/8" = 1'-0"

NORTH

2 3RD FLOOR - SEGMENT J
ELECTRICAL
1/8" = 1'-0"

NOTES:

1. COORDINATE WITH OTHER SUB-CONTRACTORS FOR PLACEMENT OF WORK PRIOR TO INSTALLATION BEGINNING.
2. SEE FIRE SUPPRESSION SUBMITTALS AND INCORPORATE ALL DEVICES INTO FIRE ALARM.
3. EXIT LIGHTS SHALL BE VISIBLE TO OCCUPANTS.
4. PROVIDE NEC CLEARANCES FOR ALL PANELS AND ELECTRICAL EQUIPMENT.
5. FOLLOW THE DRAWINGS FOR HOME RUNS AND CIRCUIT NUMBERS. DO NOT COMBINE CIRCUITS IN LARGER CONDUITS UNLESS PRE-APPROVED BY THE ENGINEER.
6. LABEL ALL JUNCTION BOXES AS TO THE PANEL AND CIRCUIT NUMBER SERVED.
7. PANEL DIRECTORIES SHALL BE SPECIFIC TO THE ROOMS/EQUIPMENT SERVED.
8. SEE ARCHITECTURAL DRAWINGS FOR MOUNTING HEIGHTS AND DETAILS.
9. SEE TELECOM DETAILS FOR MISCELLANEOUS POWER NEEDS.
10. ALL DISC FIXTURES ARE TYPE A UNLESS NOTED OTHERWISE
    ALL CLOSET FIXTURES ARE TYPE N UNLESS NOTED OTHERWISE
    ALL ⊗ ⊗ ⊗ FIXTURES ARE TYPE X1 UNLESS NOTED OTHERWISE
    ALL ⊗ FIXTURES ARE TYPE X2 UNLESS NOTED OTHERWISE
    ALL ⊗ FIXTURES ARE TYPE X3 UNLESS NOTED OTHERWISE
    ALL ⊗ FIXTURES ARE TYPE X4 UNLESS NOTED OTHERWISE
11. LIGHTING AND RECEPTACLES IN STAIR TOWER TO BE ON SINGLE CIRCUIT.
12. VERTICALLY ALIGNED FLOOR TO FLOOR RECEPTACLES TO BE ON SINGLE CIRCUIT
13. REVIEW HVAC PLANS FOR FIRE/SMOKE DAMPERS AND CONNECT TO 120V AND FIRE ALARM.

ARCHITECTURE
LANDSCAPE ARCHITECTURE
ENERGY SERVICES

NSPJ ARCHITECTS, Inc.
3515 W. 75TH ST., SUITE 201
PRAIRIE VILLAGE, KS 66208

P. 913.831.1415
F. 913.831.1563
NSPJARCH.COM

© COPYRIGHT 2023

STATE OF MISSOURI
RICHARD R. BEARDMORE
NUMBER 2010018744
PROFESSIONAL ENGINEER

04/28/2023

A NEW RESIDENTIAL COMMUNITY AT:

TRILOGY

800 & 810 NW WARD RD. | LEE'S SUMMIT, MO

DRAWING RELEASE LOG
• 03.15.2023 - PERMIT SUBMITTAL

△ REVISIONS
2 23.0428 ADD 1/CC 2

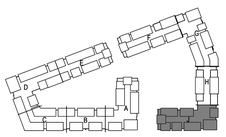

NORTH

KEY PLAN
NO SCALE

LS&A
Lattimer Sommers & Associates P.A.
CONSULTING ENGINEERS
3639 SW Summerfield Drive, Suite A
Topeka, Kansas 6614-3974
8625 College Boulevard, Suite 103
Overland Park, Kansas 66210
Telephone: (785) 233-3232
Email: lsapa@lsapa.com
LSA PROJECT NO. 2204061

JOB NO. 705921
DATE 03.15.2023
DRAWN BY LSA CAD
4/28/2023 ADDENDUM 1/ CITY COMMENTS #2
SHEET NAME SEGMENT J - 2ND & 3RD FLOOR - ELECTRICAL
SHEET NO. E1.36

5/1/2023 3:45:58 PM

ARCH E1.37" x 42"

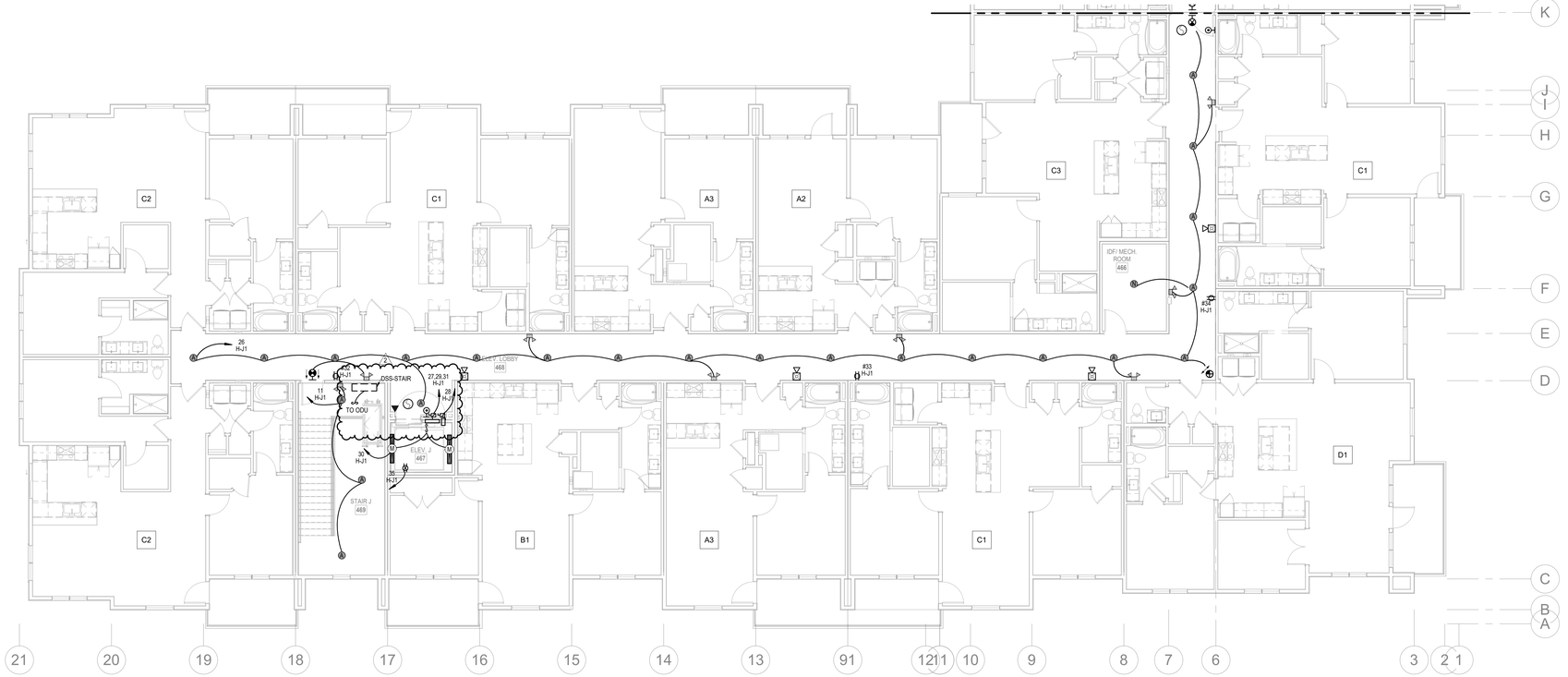

NORTH

1 4TH FLOOR - SEGMENT J

ELECTRICAL
1/8" = 1'-0"

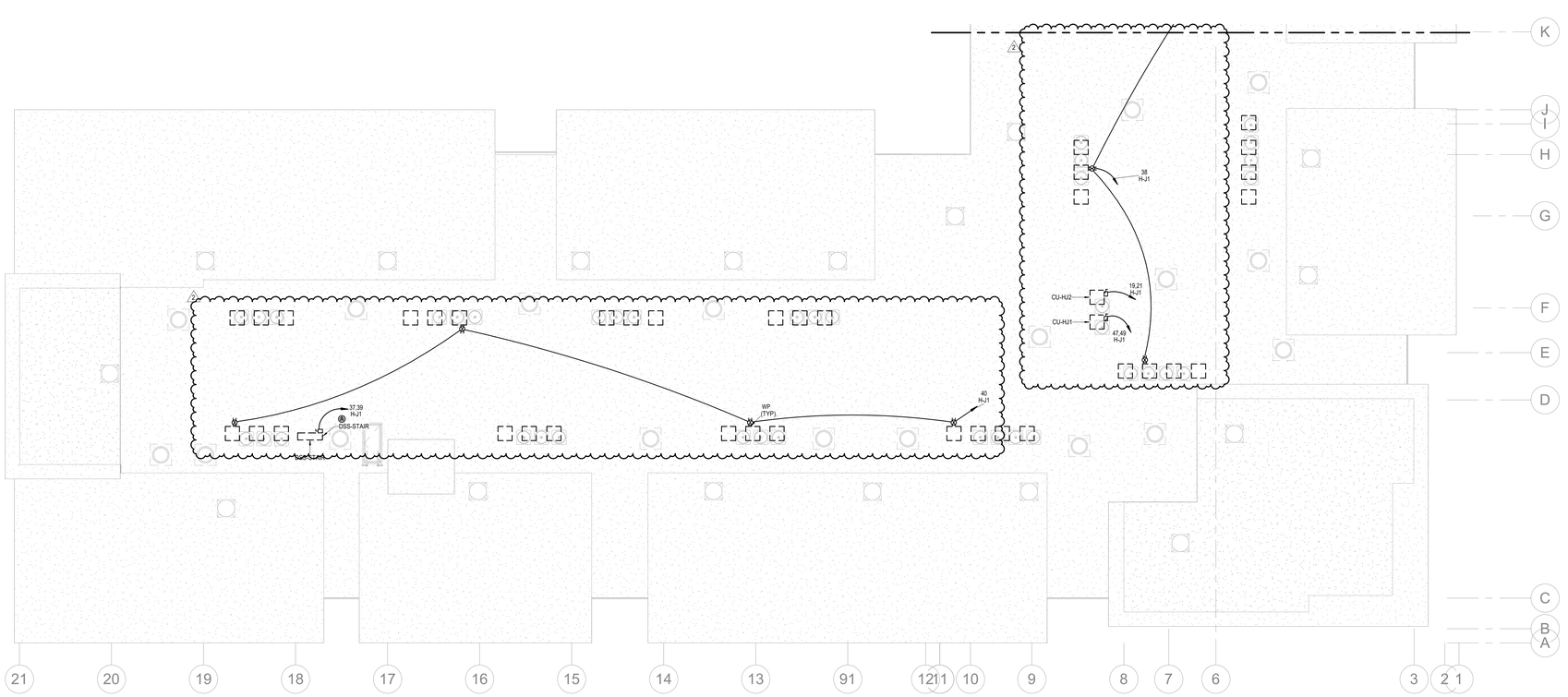

NORTH

2 ROOF PLAN - SEGMENT J

ELECTRICAL
1/8" = 1'-0"

NOTES:
1. COORDINATE WITH OTHER SUB-CONTRACTORS FOR PLACEMENT OF WORK PRIOR TO INSTALLATION BEGINNING.
2. SEE FIRE SUPPRESSION SUBMITTALS AND INCORPORATE ALL DEVICES INTO FIRE ALARM.
3. EXIT LIGHTS SHALL BE VISIBLE TO OCCUPANTS.
4. PROVIDE NEC CLEARANCES FOR ALL PANELS AND ELECTRICAL EQUIPMENT.
5. FOLLOW THE DRAWINGS FOR HOME RUNS AND CIRCUIT NUMBERS. DO NOT COMBINE CIRCUITS IN LARGER CONDUITS UNLESS PRE-APPROVED BY THE ENGINEER.
6. LABEL ALL JUNCTION BOXES AS TO THE PANEL AND CIRCUIT NUMBER SERVED.
7. PANEL DIRECTORIES SHALL BE SPECIFIC TO THE ROOMS/EQUIPMENT SERVED.
8. SEE ARCHITECTURAL DRAWINGS FOR MOUNTING HEIGHTS AND DETAILS.
9. SEE TELECOM DETAILS FOR MISCELLANEOUS POWER NEEDS.
10. ALL DISC FIXTURES ARE TYPE A UNLESS NOTED OTHERWISE ALL CLOSET FIXTURES ARE TYPE N UNLESS NOTED OTHERWISE ALL ⊗ ⊗ ⊗ FIXTURES ARE TYPE X1 UNLESS NOTED OTHERWISE ALL ⊗ FIXTURES ARE TYPE X2 UNLESS NOTED OTHERWISE ALL ⊗ FIXTURES ARE TYPE X3 UNLESS NOTED OTHERWISE ALL ⊗ FIXTURES ARE TYPE X4 UNLESS NOTED OTHERWISE
11. LIGHTING AND RECEPTACLES IN STAIR TOWER TO BE ON SINGLE CIRCUIT.
12. VERTICALLY ALIGNED FLOOR TO FLOOR RECEPTACLES TO BE ON SINGLE CIRCUIT
13. REVIEW HVAC PLANS FOR FIRE/SMOKE DAMPERS AND CONNECT TO 120V AND FIRE ALARM.

ARCHITECTURE
LANDSCAPE ARCHITECTURE
ENERGY SERVICES

NSPJ ARCHITECTS, Inc.
3515 W. 75TH ST., SUITE 201
PRAIRIE VILLAGE, KS 66208
P. 913.831.1415
F. 913.831.1563
NSPJARCH.COM

© COPYRIGHT 2023

STATE OF MISSOURI
RICHARD R. BEARDMORE
NUMBER 2010020010
PROFESSIONAL ENGINEER
04/28/2023

A NEW RESIDENTIAL COMMUNITY AT:

TRILOGY

800 & 810 NW WARD RD. | LEE'S SUMMIT, MO

DRAWING RELEASE LOG
• 03.15.2023 - PERMIT SUBMITTAL

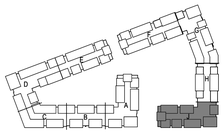

NORTH

KEY PLAN

NO SCALE

△ REVISIONS
2 23 0428 ADD 1/CC 2

LS&A
Lattimer Sommers & Associates P.A.
CONSULTING ENGINEERS
3639 SW Summerfield Drive, Suite A
Topeka, Kansas 6614-3974
8625 College Boulevard, Suite 103
Overland Park, Kansas 66210
Telephone: (785) 233-3232
Email: lsapa@lsapa.com

LSA PROJECT NO. 2204061

JOB NO. 705921
DATE 03.15.2023
DRAWN BY LSA CAD
4/28/2023 ADDENDUM 1/ CITY COMMENTS #2
SHEET NAME SEGMENT J - 4TH FLOOR & ROOF PLAN - ELECTRICAL
SHEET NO. E1.37

5/1/2023 3:50:02 PM

ARCH E1.30" x 42"

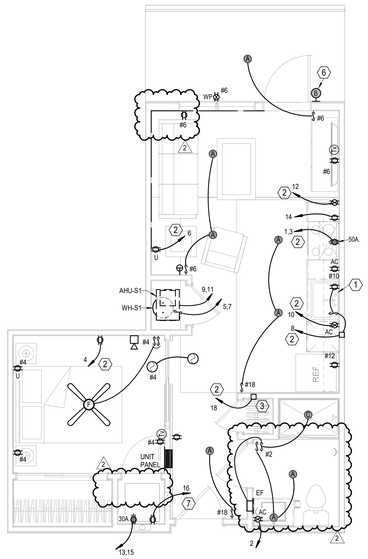

1 UNIT S1
ELECTRICAL
1/4" = 1'-0"

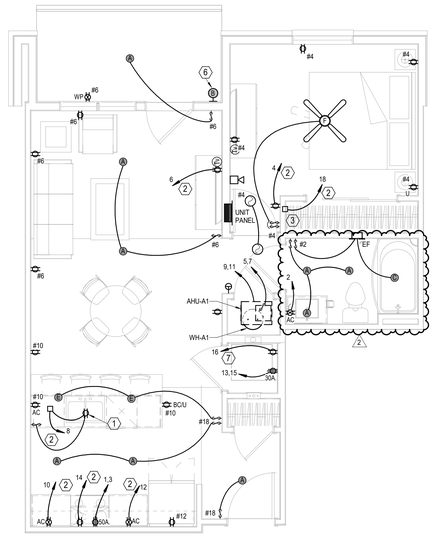

2 UNIT A1
ELECTRICAL
1/4" = 1'-0"

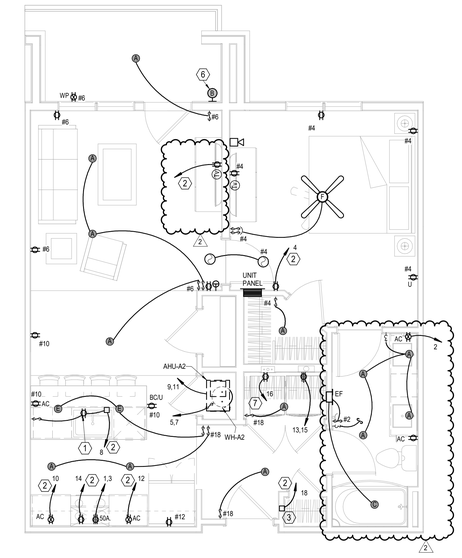

3 UNIT A2
ELECTRICAL
1/4" = 1'-0"

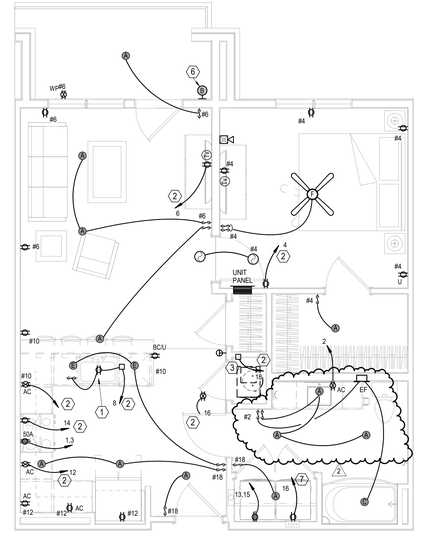

4 UNIT A2 TYPE A
ELECTRICAL
1/4" = 1'-0"

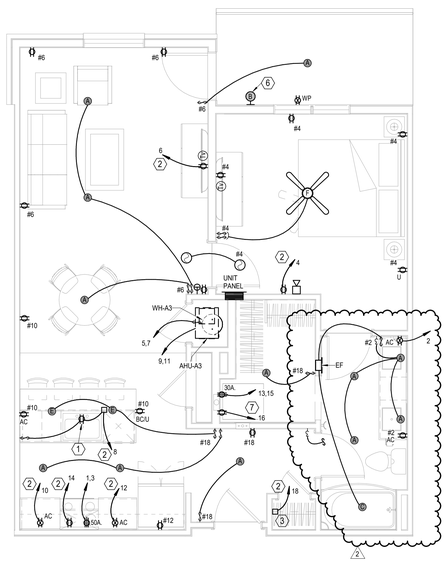

5 UNIT A3
ELECTRICAL
1/4" = 1'-0"

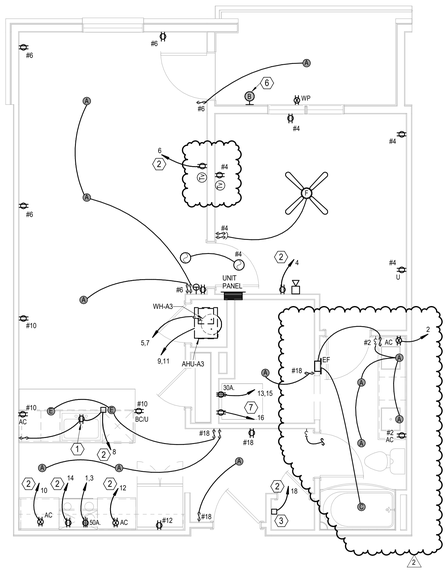

6 UNIT A3 ALT 1
ELECTRICAL
1/4" = 1'-0"

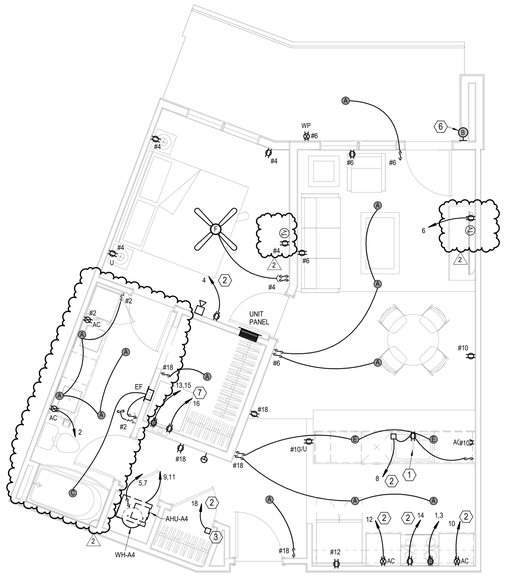

7 UNIT A4
ELECTRICAL
1/4" = 1'-0"

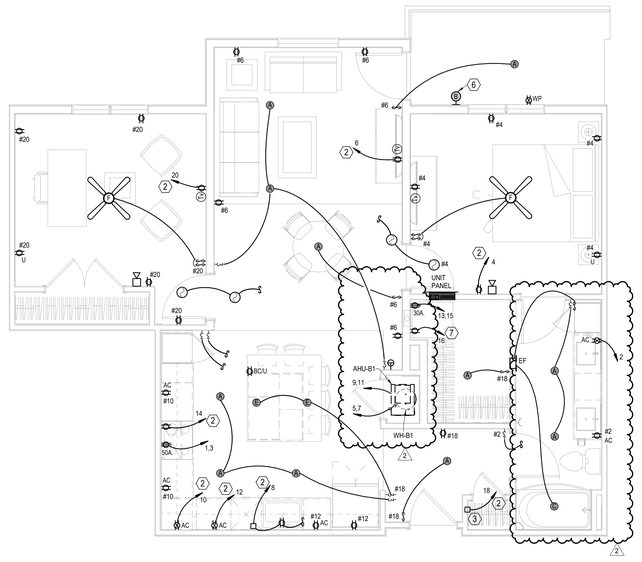

8 UNIT B1
ELECTRICAL
1/4" = 1'-0"

UNIT ELECTRICAL NOTES:

1. CEILING FAN SWITCHES PROVIDED WITH FAN. CONTROL LIGHT AND FAN SEPARATELY. INTENDED FOR SINGLE GANG BOX.
2. CENTER KITCHEN ISLAND PENDANT LIGHTS OVER BASE BACK WALL AND CENTERED EQUALLY LEFT TO RIGHT OVER SINK. THESE ARE SEPARATELY SWITCHED.
3. GENERALLY CENTER LIGHT 0N WINDOWS, DOOR, HALLWAYS, SINKS, OVER TUBS, ETC. VERIFY ALL LOCATIONS IN EACH UNIT DIMENSIONALLY WITH ARCHITECT, INTERIOR DESIGNER AND OWNER. MOUNT SWITCHES CLOSE TO DOORS OR WALL CORNERS.
4. THERMOSTATS HAVE LOW VOLTAGE WIRE BACK TO AHU. CONDENSING UNITS HAVE LOW VOLTAGE WIRE BACK TO AHU.
6. (S) = 120V. SM0KE ALARM WITH BATTERY BACK-UP AND AUXILIARY CONTACT SO ALL SOUND TOGETHER.
7. CO ALARM JUST OUTSIDE BEDROOMS ONLY AND NOT TWO FLOORS ABOVE GARAGE LEVEL. BLDG 3 AND 4 HAVE NO CO ALARMS.
8. ALL ARC—FAULT CIRCUIT BREAKERS SHALL BE COMPATIBLE WITH CEILING FANS, COMPACT AND STANDARD FLUORESCENT AND LED LAMPS/FIXTURES AND OTHER ELECTRONIC DEVICES.
9. PROVIDE PROTECTION AT ELECTRICAL BOXES AT RATED CEILING MEMBRANES PER IBC 712.4.1.2(2). BOXES TO BE LISTED FOR RATED MEMBRANES, NOT EXCEED 16 SQUARE INCHES, NOT COMBINE FOR MORE THAN 100 SQUARE INCHES IN 100 SQUARE FEET AND ANNULAR SPACE NOT EXCEED 1/8".
10. FIRE ALARM HORN/STROBE CIRCUITS SHALL BE SIZED TO ACCEPT BEDROOM HORN/STROBES IN FUTURE INCLUDING WIRING AND PANEL CAPACITY.
11. ALL RANGES SERVED BY (3) #8 A (1) # 10 AND 50A. RECEPTACLE.
12. ALL WATER HEATERS SERVED BY (3) #10. ALL DRYERS SERVED BY (4) #10 AND 30A. RECEPTACLE.
13. ALL WASHERS AND REFRIGERATORS HAVE RECEPTACLES AT 48".
14. MOUNT TV OUTLET AND ADJACENT PLUG AT 48" IN LIVING ROOMS AND BEDROOMS.
15. SEE HVAC SCHEDULE AND SHOP DRAWINGS FOR AHU AND HEAT PUMP CRCUITS.
16. MOUNT TOP BREAKER IN UNIT PANELS AT 48" AFF.
17. BELOW COUNTER RECEPTACLES AND PLATES SHALL MATCH THE BASE CABINETS WHERE THEY ARE MOUNTED (BROWN, WHITE, ETC.) VERIFY WITH ARCHITECT.
18. PROVIDE ALTERNATE FOR ARC-FAULT CIRCUITS AS SHOWN. BASE BID TO HAVE ARC-FUALT ON BEDROOM AND LIVING ROOM CKTS ONLY.

LEGEND:

1. SWITCHED RECEPTABLE FOR GARBAGE DISPOSER. CONTINUE CIRCUIT TO DISHWASHER. TO GFI BREAKER.
2. PROVIDE ARC-FAULT BREAKER IN PANEL.
3. TELE/TV DEMARK FLUSH BOX WITH DUPLEX OUTLET. SEE DETAIL.
4. SWITCHES FOR OVERHEAD MW FAN & LIGHT.
5. SMOKE ALARM TO HAVE STROBES.
6. TOP FLOOR UNITS TO RECEIVE WALL SCONE TYPE "B".
7. TO COMBINATION GFI AND ARC FAULT BREAKER.

NSPJ ARCHITECTS
ARCHITECTURE LANDSCAPE ARCHITECTURE ENERGY SERVICES
P. 913.831.1415
F. 913.831.1563
NSPJARCH.COM
© COPYRIGHT 2023

STATE OF MISSOURI — RICHARD R. BEARDMORE — PROFESSIONAL ENGINEER
04/28/2023

A NEW RESIDENTIAL COMMUNITY AT:
TRILOGY
800 & 810 NW WARD RD. | LEE'S SUMMIT, MO

DRAWING RELEASE LOG
• 03.15.2023 - PERMIT SUBMITTAL

△ REVISIONS
2 23.0428 ADD 1/CC 2

LS&A
Latimer Sommers & Associates P.A.
CONSULTING ENGINEERS
3639 SW Summerfield Drive, Suite A
Topeka, Kansas 6614-3974
8625 College Boulevard, Suite 103
Overland Park, Kansas 66210
Telephone: (785) 233-3232
Email: lsapa@lsapa.com
LSA PROJECT NO. 2204061

JOB NO. 705921 DATE 03.15.2023
DRAWN BY LSA CAD
4/28/2023 ADDENDUM 1/
CITY COMMENTS #2
SHEET NAME
UNIT PLANS - ELECTRICAL
SHEET NO.
E2.01

5/1/2023 3:50:04 PM

ARCH E1.30" x 42"

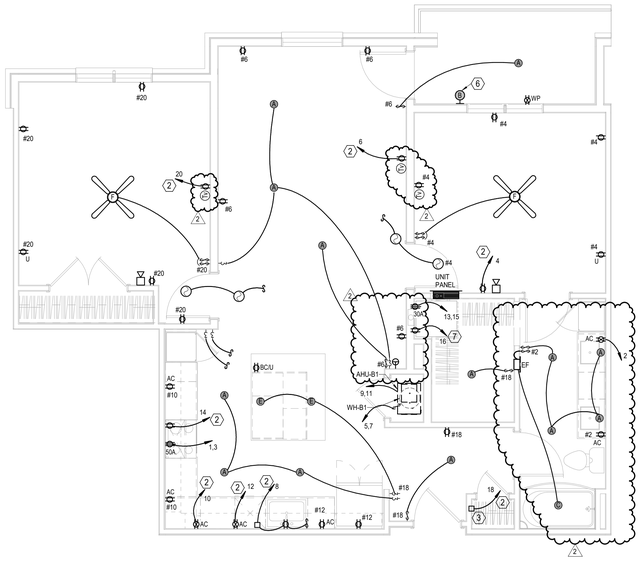

1 UNIT B1 ALT
ELECTRICAL
1/4" = 1'-0"

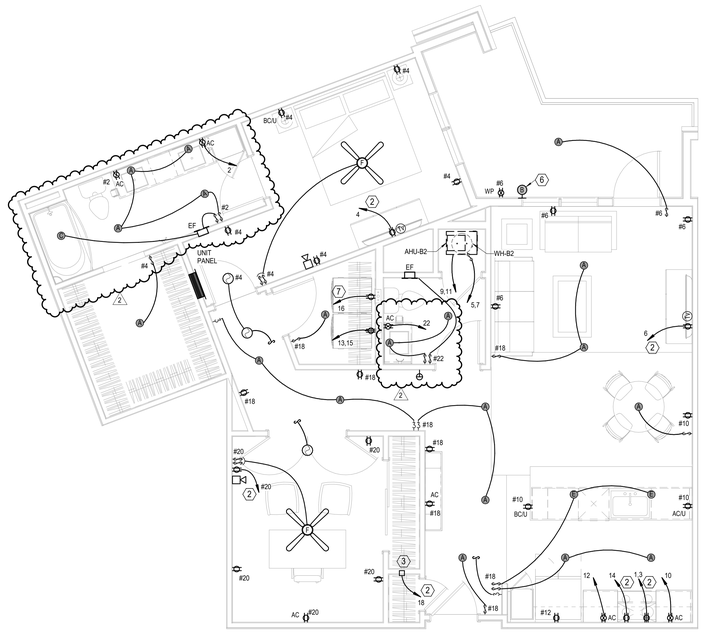

2 UNIT B2
ELECTRICAL
1/4" = 1'-0"

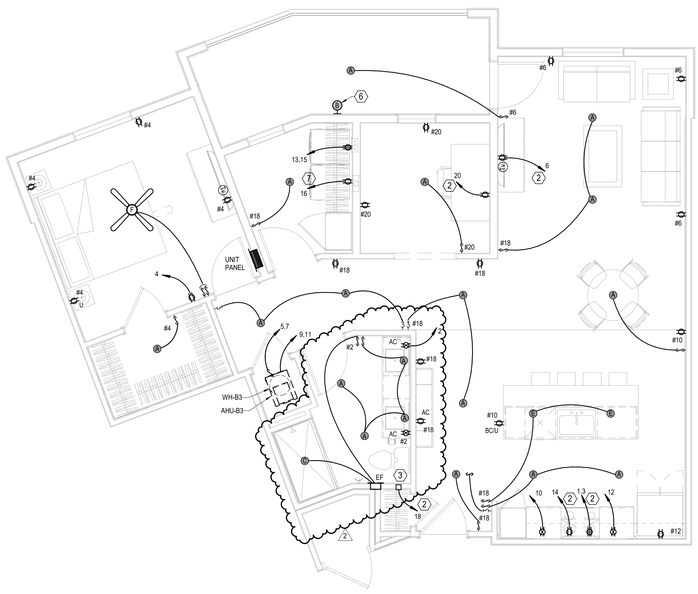

3 UNIT B3
ELECTRICAL
1/4" = 1'-0"

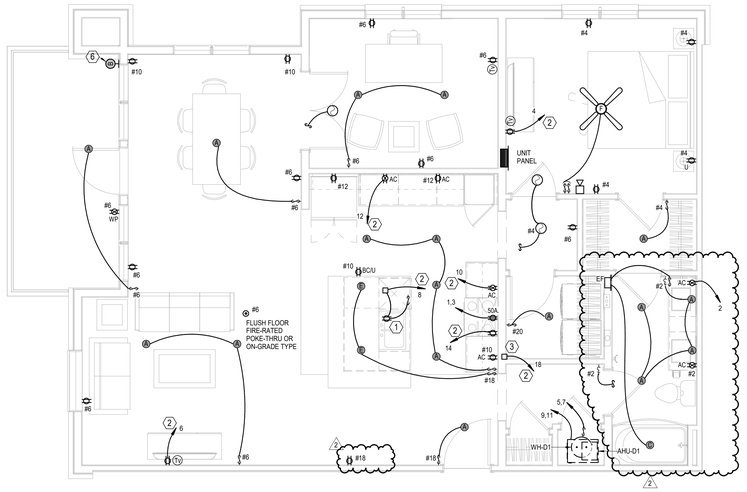

4 UNIT B4
ELECTRICAL
1/4" = 1'-0"

UNIT ELECTRICAL NOTES:

1. CEILING FAN SWITCHES PROVIDED WITH FAN. CONTROL LIGHT AND FAN SEPARATELY. INTENDED FOR SINGLE GANG BOX.
2. CENTER KITCHEN ISLAND PENDANT LIGHTS OVER BASE BACK WALL AND CENTERED EQUALLY LEFT TO RIGHT OVER SINK. THESE ARE SEPARATELY SWITCHED.
3. GENERALLY CENTER LIGHT ON WINDOWS, DOOR, HALLWAYS, SINKS, OVER TUBS, ETC. VERIFY ALL LOCATIONS IN EACH UNIT DIMENSIONALLY WITH ARCHITECT, INTERIOR DESIGNER AND OWNER. MOUNT SWITCHES CLOSE TO DOORS OR WALL CORNERS.
4. THERMOSTATS HAVE LOW VOLTAGE WIRE BACK TO AHU. CONDENSING UNITS HAVE LOW VOLTAGE WIRE BACK TO AHU.
6. (2) = 120V. SM0KE ALARM WITH BATTERY BACK-UP AND AUXILIARY CONTACT SO ALL SOUND TOGETHER.
7. CO ALARM JUST OUTSIDE BEDROOMS ONLY AND NOT TWO FLOORS ABOVE GARAGE LEVEL. BLDG 3 AND 4 HAVE NO CO ALARMS.
8. ALL ARC—FAULT CIRCUIT BREAKERS SHALL BE COMPATIBLE WITH CEILING FANS, COMPACT AND STANDARD FLUORESCENT AND LED LAMPS/FIXTURES AND OTHER ELECTRONIC DEVICES.
9. PROVIDE PROTECTION AT ELECTRICAL BOXES AT RATED CEILING MEMBRANES PER IBC 712.4.1.2(2). BOXES TO BE LISTED FOR RATED MEMBRANES, NOT EXCEED 16 SQUARE INCHES, NOT COMBINE FOR MORE THAN 100 SQUARE INCHES IN 100 SQUARE FEET AND ANNULAR SPACE NOT EXCEED 1/8".
10. FIRE ALARM HORN/STROBE CIRCUITS SHALL BE SIZED TO ACCEPT BEDROOM HORN/STROBES IN FUTURE INCLUDING WIRING AND PANEL CAPACITY.
11. ALL RANGES SERVED BY (3) #8 A (1) # 10 AND 50A. RECEPTACLE.
12. ALL WATER HEATERS SERVED BY (3) #10. ALL DRYERS SERVED BY (4) #10 AND 30A. RECEPTACLE.
13. ALL WASHERS AND REFRIGERATORS HAVE RECEPTACLES AT 48".
14. MOUNT TV OUTLET AND ADJACENT PLUG AT 48" IN LIVING ROOMS AND BEDROOMS.
15. SEE HVAC SCHEDULE AND SHOP DRAWINGS FOR AHU AND HEAT PUMP CRCUITS.
16. MOUNT TOP BREAKER IN UNIT PANELS AT 48" AFF.
17. BELOW COUNTER RECEPTACLES AND PLATES SHALL MATCH THE BASE CABINETS WHERE THEY ARE MOUNTED (BROWN, WHITE, ETC.) VERIFY WITH ARCHITECT.
18. PROVIDE ALTERNATE FOR ARC-FAULT CIRCUITS AS SHOWN. BASE BID TO HAVE ARC-FUALT ON BEDROOM AND LIVING ROOM CKTS ONLY.

LEGEND:

1. SWITCHED RECEPTABLE FOR GARBAGE DISPOSER. CONTINUE CIRCUIT TO DISHWASHER. TO GFI BREAKER.
2. PROVIDE ARC-FAULT BREAKER IN PANEL.
3. TELE/TV DEMARK FLUSH BOX WITH DUPLEX OUTLET. SEE DETAIL.
4. SWITCHES FOR OVERHEAD MW FAN & LIGHT.
5. SMOKE ALARM TO HAVE STROBES.
6. TOP FLOOR UNITS TO RECEIVE WALL SCONE TYPE "B".
7. TO COMBINATION GFI AND ARC FAULT BREAKER.

ARCHITECTURE
LANDSCAPE ARCHITECTURE
ENERGY SERVICES

NSPJ ARCHITECTS, Inc.
3515 W. 75TH ST., SUITE 201
PRAIRIE VILLAGE, KS 66208
P. 913.831.1415
F. 913.831.1563
NSPJARCH.COM

© COPYRIGHT 2023

STATE OF MISSOURI
RICHARD R. BEARDMORE
NUMBER 2010018010
PROFESSIONAL ENGINEER
04/28/2023

A NEW RESIDENTIAL COMMUNITY AT:

TRILOGY

800 & 810 NW WARD RD. | LEE'S SUMMIT, MO

DRAWING RELEASE LOG
• 03.15.2023 - PERMIT SUBMITTAL

△ REVISIONS
2 2/1/2428 ADD 1/CC 2

LS&A
Lattimer Sommers & Associates P.A.
CONSULTING ENGINEERS
3639 SW Summerfield Drive, Suite A
Topeka, Kansas 6614-3974
8625 College Boulevard, Suite 103
Overland Park, Kansas 66210
Telephone: (785) 233-3232
Email: lsapa@lsapa.com
LSA PROJECT NO. 2204061

JOB NO. 705921 DATE 03.15.2023
DRAWN BY LSA CAD
4/28/2023 ADDENDUM 1/ CITY COMMENTS #2
SHEET NAME UNIT PLANS - ELECTRICAL
SHEET NO. E2.02

5/1/2023 3:50:05 PM

ARCH E1.30" x 42"

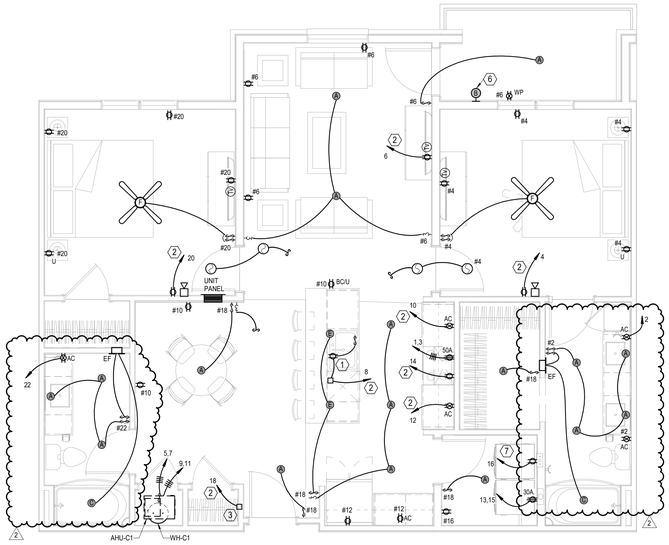

1 UNIT C1
ELECTRICAL
1/4" = 1'-0"

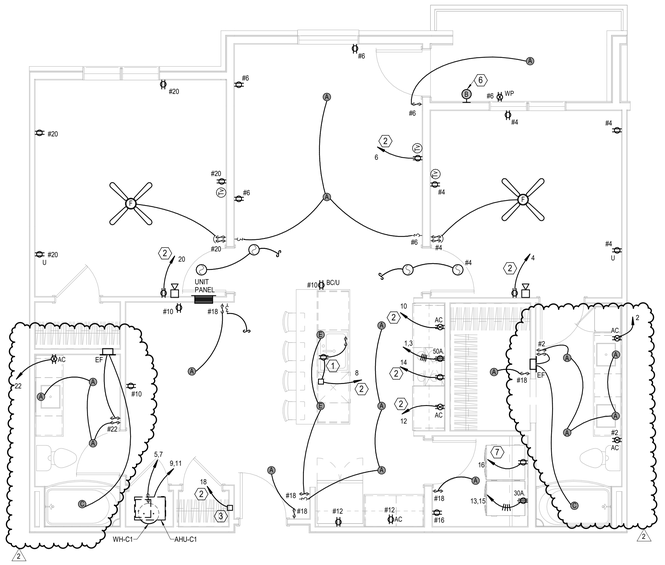

2 UNIT C1 ALT
ELECTRICAL
1/4" = 1'-0"

UNIT ELECTRICAL NOTES:
1. CEILING FAN SWITCHES PROVIDED WITH FAN. CONTROL LIGHT AND FAN SEPARATELY. INTENDED FOR SINGLE GANG BOX.
2. CENTER KITCHEN ISLAND PENDANT LIGHTS OVER BASE BACK WALL AND CENTERED EQUALLY LEFT TO RIGHT OVER SINK. THESE ARE SEPARATELY SWITCHED.
3. GENERALLY CENTER LIGHT 0N WINDOWS, DOOR, HALLWAYS, SINKS, OVER TUBS, ETC. VERIFY ALL LOCATIONS IN EACH UNIT DIMENSIONALLY WITH ARCHITECT, INTERIOR DESIGNER AND OWNER. MOUNT SWITCHES CLOSE TO DOORS OR WALL CORNERS.
4. THERMOSTATS HAVE LOW VOLTAGE WIRE BACK TO AHU. CONDENSING UNITS HAVE LOW VOLTAGE WIRE BACK TO AHU.
6. (2) = 120V. SM0KE ALARM WITH BATTERY BACK-UP AND AUXILIARY CONTACT SO ALL SOUND TOGETHER.
7. CO ALARM JUST OUTSIDE BEDROOMS ONLY AND NOT TWO FLOORS ABOVE GARAGE LEVEL. BLDG 3 AND 4 HAVE NO CO ALARMS.
8. ALL ARC—FAULT CIRCUIT BREAKERS SHALL BE COMPATIBLE WITH CEILING FANS, COMPACT AND STANDARD FLUORESCENT AND LED LAMPS/FIXTURES AND OTHER ELECTRONIC DEVICES.
9. PROVIDE PROTECTION AT ELECTRICAL BOXES AT RATED CEILING MEMBRANES PER IBC 712.4.1.2(2). BOXES TO BE LISTED FOR RATED MEMBRANES, NOT EXCEED 16 SQUARE INCHES, NOT COMBINE FOR MORE THAN 100 SQUARE INCHES IN 100 SQUARE FEET AND ANNULAR SPACE NOT EXCEED 1/8".
10. FIRE ALARM HORN/STROBE CIRCUITS SHALL BE SIZED TO ACCEPT BEDROOM HORN/STROBES IN FUTURE INCLUDING WIRING AND PANEL CAPACITY.
11. ALL RANGES SERVED BY (3) #8 A (1) # 10 AND 50A. RECEPTACLE.
12. ALL WATER HEATERS SERVED BY (3) #10. ALL DRYERS SERVED BY (4) #10 AND 30A. RECEPTACLE.
13. ALL WASHERS AND REFRIGERATORS HAVE RECEPTACLES AT 48".
14. MOUNT TV OUTLET AND ADJACENT PLUG AT 48" IN LIVING ROOMS AND BEDROOMS.
15. SEE HVAC SCHEDULE AND SHOP DRAWINGS FOR AHU AND HEAT PUMP CRCUITS.
16. MOUNT TOP BREAKER IN UNIT PANELS AT 48" AFF.
17. BELOW COUNTER RECEPTACLES AND PLATES SHALL MATCH THE BASE CABINETS WHERE THEY ARE MOUNTED (BROWN, WHITE, ETC.) VERIFY WITH ARCHITECT.
18. PROVIDE ALTERNATE FOR ARC-FAULT CIRCUITS AS SHOWN. BASE BID TO HAVE ARC-FUALT ON BEDROOM AND LIVING ROOM CKTS ONLY.

LEGEND:
(1) SWITCHED RECEPTABLE FOR GARBAGE DISPOSER. CONTINUE CIRCUIT TO DISHWASHER. TO GFI BREAKER.
(2) PROVIDE ARC-FAULT BREAKER IN PANEL.
(3) TELE/TV DEMARK FLUSH BOX WITH DUPLEX OUTLET. SEE DETAIL.
(4) SWITCHES FOR OVERHEAD MW FAN & LIGHT.
(5) SMOKE ALARM TO HAVE STROBES.
(6) TOP FLOOR UNITS TO RECEIVE WALL SCONE TYPE "B".
(7) TO COMBINATION GFI AND ARC FAULT BREAKER.

ARCHITECTURE
LANDSCAPE ARCHITECTURE
ENERGY SERVICES
NSPJ ARCHITECTS, Inc.
3515 W. 75TH ST., SUITE 201
PRAIRIE VILLAGE, KS 66208
P. 913.831.1415
F. 913.831.1563
NSPJARCH.COM
© COPYRIGHT 2023

STATE OF MISSOURI
RICHARD R. BEARDMORE
NUMBER
PROFESSIONAL ENGINEER
04/28/2023

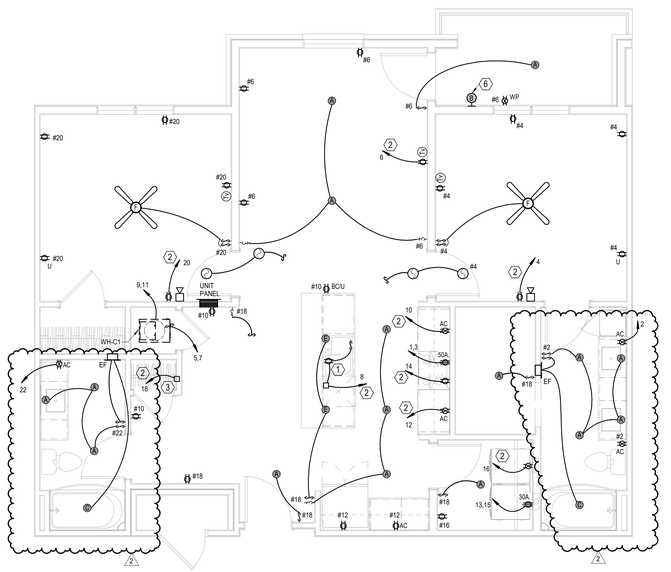

3 UNIT C1 ALT 2
ELECTRICAL
1/4" = 1'-0"

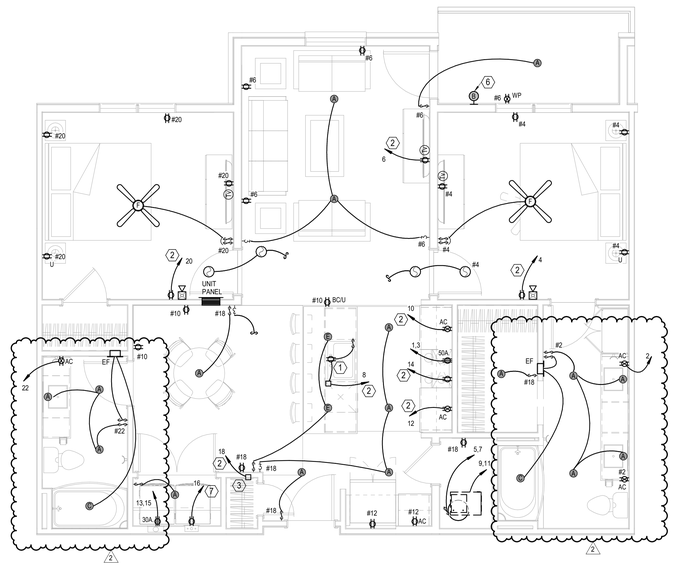

4 UNIT C1 TYPE A
ELECTRICAL
1/4" = 1'-0"

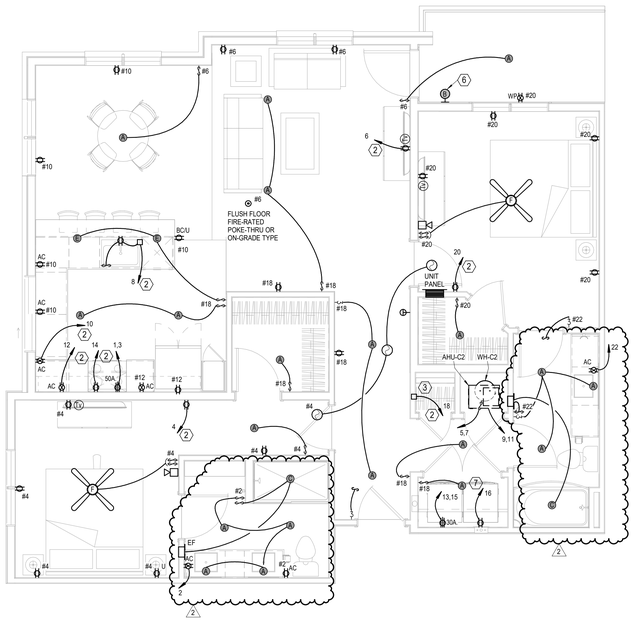

5 UNIT C2
ELECTRICAL
1/4" = 1'-0"

A NEW RESIDENTIAL COMMUNITY AT:
TRILOGY
800 & 810 NW WARD RD. | LEE'S SUMMIT, MO

DRAWING RELEASE LOG
• 03.15.2023 - PERMIT SUBMITTAL

△REVISIONS
2 23.0428 ADD 1/CC 2

LS&A
Latimer Sommers & Associates P.A.
CONSULTING ENGINEERS
3639 SW Summerfield Drive, Suite A
Topeka, Kansas 6614-3974
8625 College Boulevard, Suite 103
Overland Park, Kansas 66210
Telephone: (785) 233-3232
Email: lsapa@lsapa.com
LSA PROJECT NO. 2204061

JOB NO. 705921 DATE 03.15.2023
DRAWN BY LSA CAD
4/28/2023 ADDENDUM 1/ CITY COMMENTS #2
SHEET NAME UNIT PLANS - ELECTRICAL
SHEET NO. E2.03

5/1/2023 3:50:06 PM

ARCH E1.30" x 42"

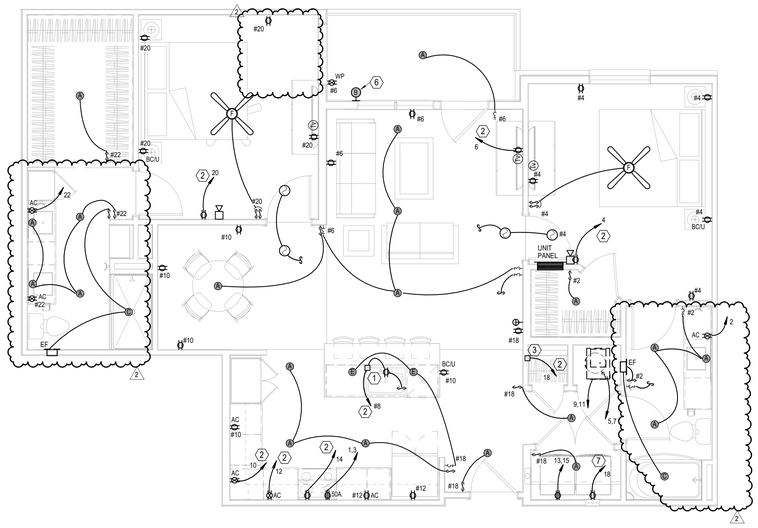

1 UNIT C3
ELECTRICAL
1/4" = 1'-0"

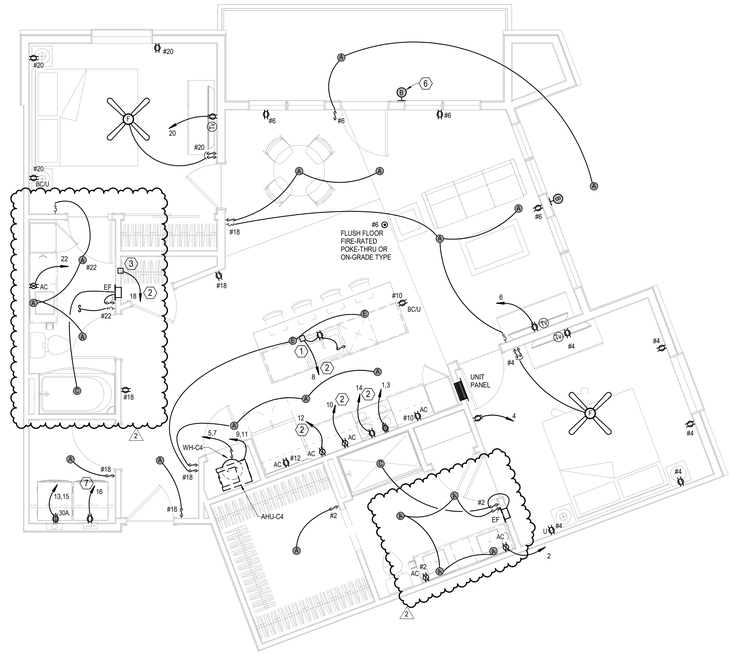

2 UNIT C4
ELECTRICAL
1/4" = 1'-0"

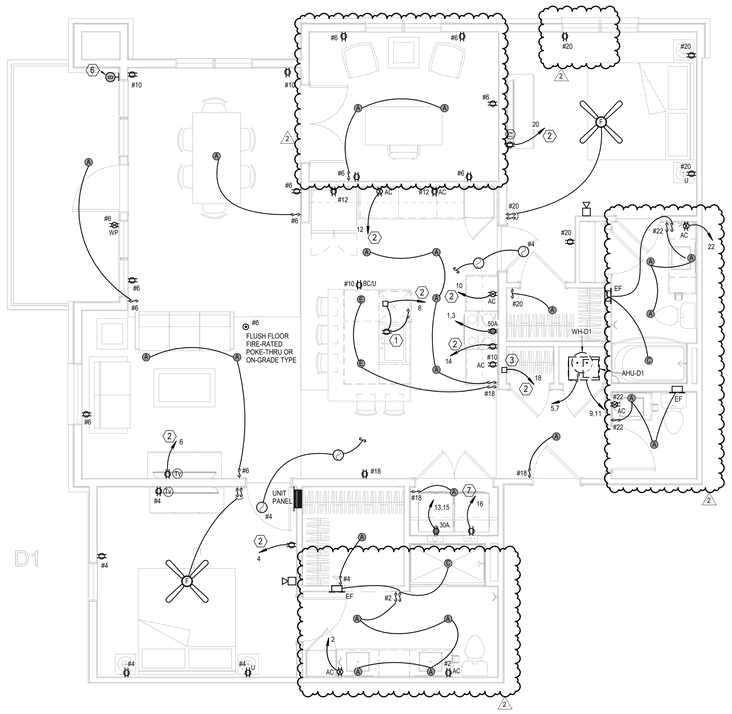

3 UNIT D1
ELECTRICAL
1/4" = 1'-0"

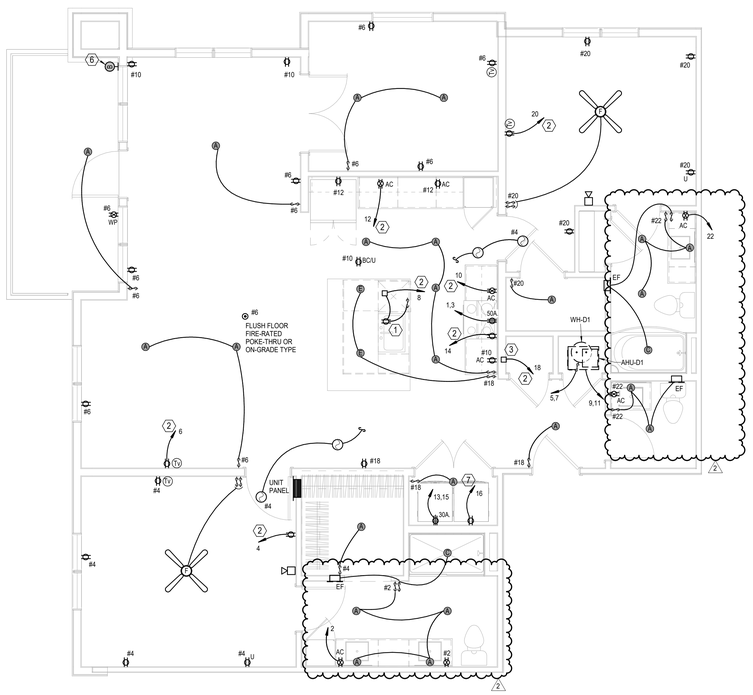

4 UNIT D1 ALT 2
ELECTRICAL
1/4" = 1'-0"

UNIT ELECTRICAL NOTES:

1. CEILING FAN SWITCHES PROVIDED WITH FAN. CONTROL LIGHT AND FAN SEPARATELY. INTENDED FOR SINGLE GANG BOX.
2. CENTER KITCHEN ISLAND PENDANT LIGHTS OVER BASE BACK WALL AND CENTERED EQUALLY LEFT TO RIGHT OVER SINK. THESE ARE SEPARATELY SWITCHED.
3. GENERALLY CENTER LIGHT ON WINDOWS, DOOR, HALLWAYS, SINKS, OVER TUBS, ETC. VERIFY ALL LOCATIONS IN EACH UNIT DIMENSIONALLY WITH ARCHITECT, INTERIOR DESIGNER AND OWNER. MOUNT SWITCHES CLOSE TO DOORS OR WALL CORNERS.
4. THERMOSTATS HAVE LOW VOLTAGE WIRE BACK TO AHU. CONDENSING UNITS HAVE LOW VOLTAGE WIRE BACK TO AHU.
6. (D) = 120V. SM0KE ALARM WITH BATTERY BACK-UP AND AUXILIARY CONTACT SO ALL SOUND TOGETHER.
7. CO ALARM JUST OUTSIDE BEDROOMS ONLY AND NOT TWO FLOORS ABOVE GARAGE LEVEL. BLDG 3 AND 4 HAVE NO CO ALARMS.
8. ALL ARC—FAULT CIRCUIT BREAKERS SHALL BE COMPATIBLE WITH CEILING FANS, COMPACT AND STANDARD FLUORESCENT AND LED LAMPS/FIXTURES AND OTHER ELECTRONIC DEVICES.
9. PROVIDE PROTECTION AT ELECTRICAL BOXES AT RATED CEILING MEMBRANES PER IBC 712.4.1.2(2). BOXES TO BE LISTED FOR RATED MEMBRANES, NOT EXCEED 16 SQUARE INCHES, NOT COMBINE FOR MORE THAN 100 SQUARE INCHES IN 100 SQUARE FEET AND ANNULAR SPACE NOT EXCEED 1/8".
10. FIRE ALARM HORN/STROBE CIRCUITS SHALL BE SIZED TO ACCEPT BEDROOM HORN/STROBES IN FUTURE INCLUDING WIRING AND PANEL CAPACITY.
11. ALL RANGES SERVED BY (3) #8 A (1) # 10 AND 50A. RECEPTACLE.
12. ALL WATER HEATERS SERVED BY (3) #10. ALL DRYERS SERVED BY (4) #10 AND 30A. RECEPTACLE.
13. ALL WASHERS AND REFRIGERATORS HAVE RECEPTACLES AT 48".
14. MOUNT TV OUTLET AND ADJACENT PLUG AT 48" IN LIVING ROOMS AND BEDROOMS.
15. SEE HVAC SCHEDULE AND SHOP DRAWINGS FOR AHU AND HEAT PUMP CRCUITS.
16. MOUNT TOP BREAKER IN UNIT PANELS AT 48" AFF.
17. BELOW COUNTER RECEPTACLES AND PLATES SHALL MATCH THE BASE CABINETS WHERE THEY ARE MOUNTED (BROWN, WHITE, ETC.) VERIFY WITH ARCHITECT.
18. PROVIDE ALTERNATE FOR ARC-FAULT CIRCUITS AS SHOWN. BASE BID TO HAVE ARC-FUALT ON BEDROOM AND LIVING ROOM CKTS ONLY.

LEGEND:

1. SWITCHED RECEPTABLE FOR GARBAGE DISPOSER. CONTINUE CIRCUIT TO DISHWASHER. TO GFI BREAKER.
2. PROVIDE ARC-FAULT BREAKER IN PANEL.
3. TELE/TV DEMARK FLUSH BOX WITH DUPLEX OUTLET. SEE DETAIL.
4. SWITCHES FOR OVERHEAD MW FAN & LIGHT.
5. SMOKE ALARM TO HAVE STROBES.
6. TOP FLOOR UNITS TO RECEIVE WALL SCONE TYPE "B".
7. TO COMBINATION GFI AND ARC FAULT BREAKER.

ARCHITECTURE
LANDSCAPE ARCHITECTURE
ENERGY SERVICES

NSPJ ARCHITECTS, Inc.
3515 W. 75TH ST., SUITE 201
PRAIRIE VILLAGE, KS 66208
P. 913.831.1415
F. 913.831.1563
NSPJARCH.COM

© COPYRIGHT 2023

STATE OF MISSOURI
RICHARD R. BEARDMORE
NUMBER
PROFESSIONAL ENGINEER
04/28/2023

A NEW RESIDENTIAL COMMUNITY AT:

TRILOGY

800 & 810 NW WARD RD. | LEE'S SUMMIT, MO

DRAWING RELEASE LOG
• 03.15.2023 - PERMIT SUBMITTAL

△ REVISIONS
2 23 0428 ADD 1/CC 2

LS&A
Latimer Sommers & Associates P.A.
CONSULTING ENGINEERS
3639 SW Summerfield Drive, Suite A
Topeka, Kansas 6614-3974
8625 College Boulevard, Suite 103
Overland Park, Kansas 66210
Telephone: (785) 233-3232
Email: lsapa@lsapa.com

LSA PROJECT NO. 2204061

JOB NO. 705921
DATE 03.15.2023
DRAWN BY LSA CAD
4/28/2023 ADDENDUM 1/ CITY COMMENTS #2
SHEET NAME UNIT PLANS - ELECTRICAL
SHEET NO. E2.04

5/1/2023 3:50:07 PM

ARCH E1.30" x 42"

UNIT ELECTRICAL NOTES:
1. CEILING FAN SWITCHES PROVIDED WITH FAN. CONTROL LIGHT AND FAN SEPARATELY. INTENDED FOR SINGLE GANG BOX.
2. CENTER KITCHEN ISLAND PENDANT LIGHTS OVER BASE BACK WALL AND CENTERED EQUALLY LEFT TO RIGHT OVER SINK. THESE ARE SEPARATELY SWITCHED.
3. GENERALLY CENTER LIGHT 0N WINDOWS, DOOR, HALLWAYS, SINKS, OVER TUBS, ETC. VERIFY ALL LOCATIONS IN EACH UNIT DIMENSIONALLY WITH ARCHITECT, INTERIOR DESIGNER AND OWNER. MOUNT SWITCHES CLOSE TO DOORS OR WALL CORNERS.
4. THERMOSTATS HAVE LOW VOLTAGE WIRE BACK TO AHU. CONDENSING UNITS HAVE LOW VOLTAGE WIRE BACK TO AHU.
6. (2) = 120V. SM0KE ALARM WITH BATTERY BACK-UP AND AUXILIARY CONTACT SO ALL SOUND TOGETHER.
7. CO ALARM JUST OUTSIDE BEDROOMS ONLY AND NOT TWO FLOORS ABOVE GARAGE LEVEL. BLDG 3 AND 4 HAVE NO CO ALARMS.
8. ALL ARC—FAULT CIRCUIT BREAKERS SHALL BE COMPATIBLE WITH CEILING FANS, COMPACT AND STANDARD FLUORESCENT AND LED LAMPS/FIXTURES AND OTHER ELECTRONIC DEVICES.
9. PROVIDE PROTECTION AT ELECTRICAL BOXES AT RATED CEILING MEMBRANES PER IBC 712.4.1.2(2). BOXES TO BE LISTED FOR RATED MEMBRANES, NOT EXCEED 16 SQUARE INCHES, NOT COMBINE FOR MORE THAN 100 SQUARE INCHES IN 100 SQUARE FEET AND ANNULAR SPACE NOT EXCEED 1/8".
10. FIRE ALARM HORN/STROBE CIRCUITS SHALL BE SIZED TO ACCEPT BEDROOM HORN/STROBES IN FUTURE INCLUDING WIRING AND PANEL CAPACITY.
11. ALL RANGES SERVED BY (3) #8 A (1) # 10 AND 50A. RECEPTACLE.
12. ALL WATER HEATERS SERVED BY (3) #10. ALL DRYERS SERVED BY (4) #10 AND 30A. RECEPTACLE.
13. ALL WASHERS AND REFRIGERATORS HAVE RECEPTACLES AT 48".
14. MOUNT TV OUTLET AND ADJACENT PLUG AT 48" IN LIVING ROOMS AND BEDROOMS.
15. SEE HVAC SCHEDULE AND SHOP DRAWINGS FOR AHU AND HEAT PUMP CRCUITS.
16. MOUNT TOP BREAKER IN UNIT PANELS AT 48" AFF.
17. BELOW COUNTER RECEPTACLES AND PLATES SHALL MATCH THE BASE CABINETS WHERE THEY ARE MOUNTED (BROWN, WHITE, ETC.) VERIFY WITH ARCHITECT.
18. PROVIDE ALTERNATE FOR ARC-FAULT CIRCUITS AS SHOWN. BASE BID TO HAVE ARC-FUALT ON BEDROOM AND LIVING ROOM CKTS ONLY.

LEGEND:
(1) SWITCHED RECEPTABLE FOR GARBAGE DISPOSER. CONTINUE CIRCUIT TO DISHWASHER. TO GFI BREAKER.
(2) PROVIDE ARC-FAULT BREAKER IN PANEL.
(3) TELE/TV DEMARK FLUSH BOX WITH DUPLEX OUTLET. SEE DETAIL.
(4) SWITCHES FOR OVERHEAD MW FAN & LIGHT.
(5) SMOKE ALARM TO HAVE STROBES.
(6) TOP FLOOR UNITS TO RECEIVE WALL SCONE TYPE "B".
(7) TO COMBINATION GFI AND ARC FAULT BREAKER.

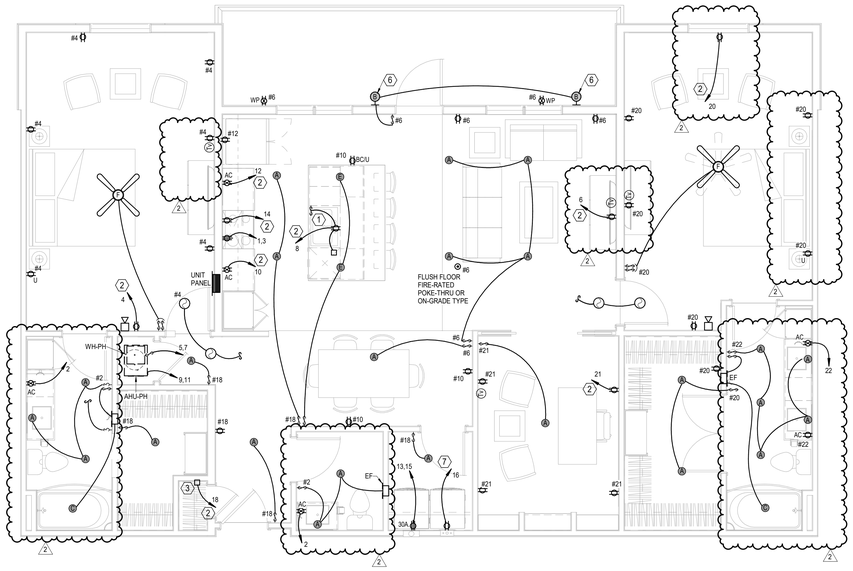

1 PENTHOUSE
ELECTRICAL
1/4" = 1'-0"

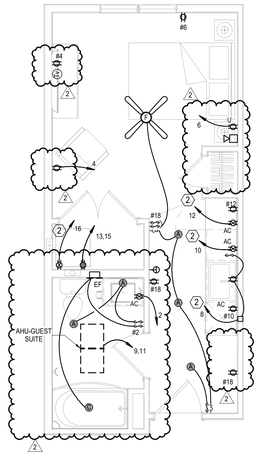

2 UNIT - GUEST SUITE
ELECTRICAL
1/4" = 1'-0"

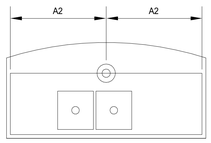

3 KITCHEN ISLAND LIGHTING DETAIL
NOT TO SCALE

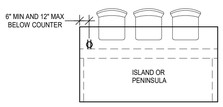

4 ISLAND RECEPTALCE DETAIL
NOT TO SCALE

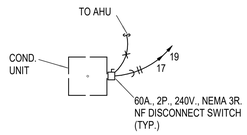

5 TYPICAL COND. UNIT DETAIL
NOT TO SCALE

ARCHITECTURE
LANDSCAPE ARCHITECTURE
ENERGY SERVICES
NSPJ ARCHITECTS
3515 W. 75TH ST., SUITE 201
PRAIRIE VILLAGE, KS 66208
P. 913.831.1415
F. 913.831.1563
NSPJARCH.COM

© COPYRIGHT 2023

STATE OF MISSOURI
RICHARD R. BEARDMORE
NUMBER
PROFESSIONAL ENGINEER

04/28/2023

A NEW RESIDENTIAL COMMUNITY AT:
TRILOGY
800 & 810 NW WARD RD. | LEE'S SUMMIT, MO

DRAWING RELEASE LOG
• 03.15.2023 - PERMIT SUBMITTAL

△REVISIONS
2 23.0428 ADD 1/CC 2

LS&A
Latimer Sommers & Associates P.A.
CONSULTING ENGINEERS
3639 SW Summerfield Drive, Suite A
Topeka, Kansas 6614-2874
8625 College Boulevard, Suite 102
Overland Park, Kansas 66210
Telephone: (785) 233-3232
Email: lsapa@lsapa.com
LSA PROJECT NO. 2204061

JOB.NO 705921
DATE 03.15.2023
DRAWN BY LSA CAD
4/28/2023 ADDENDUM 1/ CITY COMMENTS #2
SHEET NAME UNIT PLANS - ELECTRICAL
SHEET NO. E2.05

5/1/2023 3:50:08 PM

ARCH E1 30" x 42"

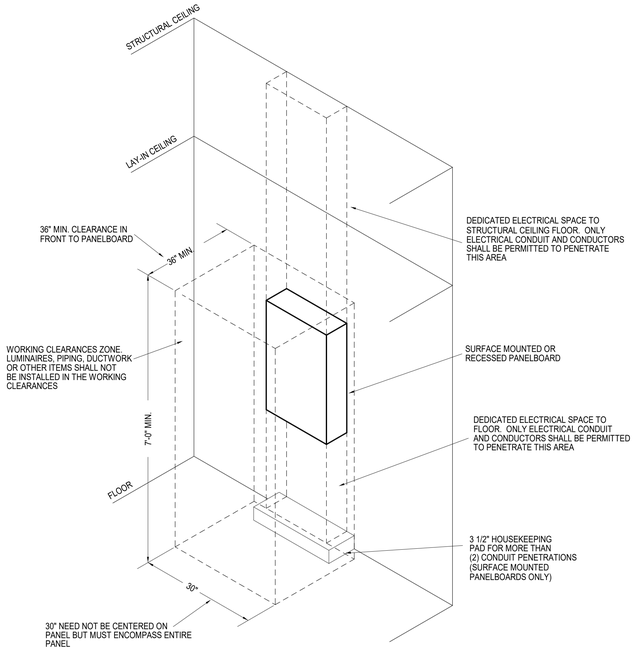

NOTE:
COORDINATE ALL WORK WITH OTHER TRADES. MAINTAIN ALL OTHER NEC CLEARANCES AND REQUIREMENTS.

1 TYPICAL PANELBOARD INSTALLATION DETAIL
NOT TO SCALE

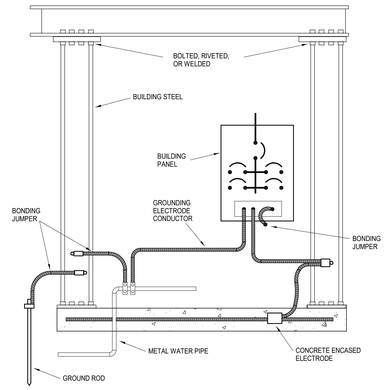

2 GROUNDING ELECTRODE SYSTEM DETAIL
NOT TO SCALE

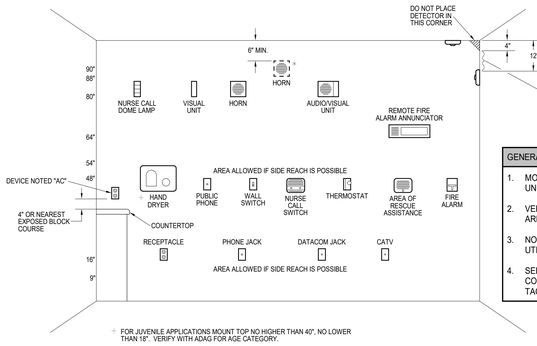

+ FOR JUVENILE APPLICATIONS MOUNT TOP NO HIGHER THAN 40", NO LOWER THAN 18". VERIFY WITH ADAG FOR AGE CATEGORY.

GENERAL NOTES:
1. MOUNT DEVICES AT HEIGHT INDICATED UNLESS NOTED OTHERWISE ON PLANS.
2. VERIFY MOUNTING IN SIDE REACH AREAS WITH ARCHITECT.
3. NOT ALL DEVICES SHOWN MAY BE UTILIZED ON PROJECT.
4. SEE ARCHITECTURAL DRAWINGS FOR CONFLICTS WITH CHALK BOARDS, TACK BOARDS, AND CASEWORK.

DEVICE MOUNTING NOTES:
1. VISUAL UNIT DEVICE BOTTOM 80" ABOVE HIGHEST FLOOR LEVEL OR TOP 6" BELOW CEILING; WHICHEVER IS LOWER.
2. AUDIO UNIT DEVICE BOTTOM 80" ABOVE HIGHEST FLOOR LEVEL OR TOP 6" BELOW CEILING; WHICHEVER IS LOWER. * TOP OF UNIT NOT LESS THAN 90" ABOVE FLOOR AND NOT LESS THAN 6" BELOW CEILING (NFPA) (BOTTOM AT 88" WITH BLOCK COURSES). MOUNT AT NFPA HEIGHT ONLY IF REQUIRED BY LOCAL AHJ.
3. AUDIO/VISUAL UNIT DEVICE BOTTOM 80" ABOVE HIGHEST FLOOR LEVEL OR TOP 6" BELOW CEILING; WHICHEVER IS LOWER.
4. PULL STATION HIGHEST OPERABLE PART SHALL NOT BE MORE THAN 48" ABOVE THE FLOOR (FRONT APPROACH).
ELECTRICAL DEVICE MOUNTING HEIGHTS SHALL CONFORM TO THE LATEST EDITION OF THE ADA STANDARDS FOR ACCESSIBLE DESIGN.

3 ELECTRICAL DEVICE MOUNTING HEIGHTS
NOT TO SCALE

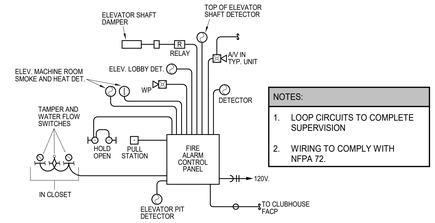

NOTES:
1. LOOP CIRCUITS TO COMPLETE SUPERVISION
2. WIRING TO COMPLY WITH NFPA 72.

4 FIRE ALARM RISER DIAGRAM
NOT TO SCALE

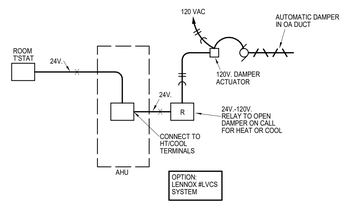

5 OUTSIDE AIR DAMPER CONTROL SCHEMATIC
NOT TO SCALE

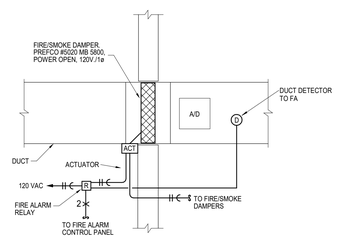

6 FIRE/SMOKE DAMPER DETAIL
NOT TO SCALE

7 APARTMENT AHU/WATER HEATER
NOT TO SCALE

8 ELEVATOR DETAIL
NOT TO SCALE

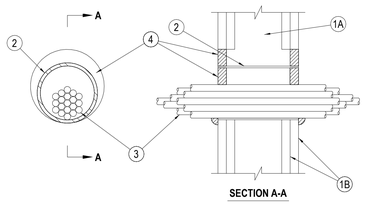

9 FIRE RATED PENETRATION DETAIL
NO SCALE — SYSTEM WL-3065

NOTES AND LEGENDS:
1. 1. Wall Assembly — The 1 or 2 fire-rated gypsum wallboard/stud wall assembly shall be constructed of the materials and in the manner specified in the individual U300, U400 or V400 Series Wall and Partition Designs in the UL Fire Resistance Directory and shall include the following construction features: A. Studs - Steel framing may consist of either wood studs or steel channel studs. Wood studs to consist of nom 2 by 4 in. (51 by 102 mm) lumber spaced 16 in. (406 mm) OC. Steel studs to be min 2-1/2 in. (64 mm) wide and spaced max 24 in. (610 mm) OC. B. Gypsum Board - Nom 5/8 in. (16 mm) thick gypsum board, with square or tapered edges. The gypsum board type, thickness, number of layers, fastener type and sheet orientation shall be as specified in the individual U300, U400 or V400 Series Design in the UL Fire Resistance Directory. Max diam of opening is 5-1/2 in. (138 mm) when sleeve (Item 2) is employed. Max diam of opening is 4 in. (102 mm) when sleeve (Item 2) is not employed. The F Rating of the firestop system is equal to the fire rating of the wall assembly. Metallic Sleeve — (Optional) - Nom 4 in. (102 mm) diam (or smaller) steel electrical metallic tubing (EMT) or Schedule 5 (or heavier) steel pipe or min 0.016 in. thick (0.41 mm, NZs. 28 ga) galv steel sleeves installed flush with wall surfaces. The annular space between steel sleeve and periphery of opening shall be min 0 in. (0 mm, point contact) to max 1 in. (25mm). When Schedule 5 steel pipe or EMT is used, sleeve may extend up to 18 in. (457 mm) beyond the wall surfaces. Cables — Aggregate cross-sectional area of cable in opening to be max 45 percent of the cross-sectional area of the opening. The annular space between the cable bundle and the periphery of the opening to be min 0 in. (0 mm, point contact) to max 1 in. (25 mm) Cables to be rigidly supported on both sides of the wall assembly. Any combination of the following types and sizes of copper conductor cables may be used: A. Max 7/C No. 12 AWG with polyvinyl chloride (PVC) insulation and jacket. B. Max 25 pair No. 24 AWG telephone cable with PVC insulation and jacket. C. Type RG/U coaxial cable with polyethylene (PE) insulation and PVC jacket having a max outside diameter of ½ in. (13 mm). D. Multiple fiber optical communication cable jacketed with PVC and having a max OD of 5/8 in. (16 mm). E. Through Penetrating Product - Three copper conductor No. 8 AWG . Metal-Clad Cable+. AFC CABLE SYSTEMS INC: F. Max 3/C (with ground)(or smaller) No. 8 AWG copper conductor cable with PVC insulation and jacketing. G. Max 3/4 in. (19 mm) diam copper ground cable with or without a PVC jacket. H. Fire Resistive Cables* - Max 1-1/4 in. (32 mm) diam single conductor or multi conductor Type MI cable. A min 1/8 in. (3 mm) separation shall be maintained between MI cables and any other types of cable. Through Penetrating Product* - Any cables. Metal-Clad Cable+ or Armored Cable+ currently Classified under the Through Penetrating Products category. See Through Penetrating Product (XHLY) category in the Fire Resistance Directory for names of manufacturers. Fill, Void or Cavity Material* — Sealant or Putty – Fill material applied within the annulus, flush with each end of the steel sleeve or wall surface. Fill material installed symmetrically on both sides of the wall. A min 5/8 in. (16 mm) thickness of sealant is required for the 1 or 2 hr F Rating . An additional 1/2 in. (13 mm) diam bead of fill material shall be applied around the perimeter of sleeve on both sides of the wall when sleeve extends beyond surface of wall. HILTI CONSTRUCTION CHEMICALS, DIV OF HILTI INC. -- CP601S, CP606, FS-One Sealants or CP618 Putty *Bearing the UL Classification Mark 4. •Bearing the UL Listing Mark

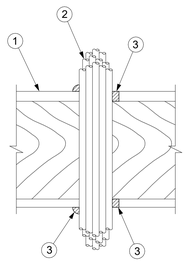

10 FIRE RATED PENETRATION DETAIL
NO SCALE — SYSTEM FC-3074

NOTES AND LEGENDS:
1. 1. Floor-Ceiling Assembly - The 1 hr fire-rated solid or trussed lumber joist floor-ceiling assembly shall be constructed of the materials and in the manner specified in the individual L500 Series Floor-Ceiling Designs in the UL Fire Resistance Directory. The general construction features of the floor-ceiling assembly are summarized below: A. Flooring System - Lumber or plywood subfloor with finish floor of lumber, plywood or Floor Topping Mixture* as specified in the individual Floor-Ceiling Design. Max diam of opening shall be 3 in. B. Wood Joists* - Nom 10 in. deep (or deeper) lumber, steel or combination lumber and steel joists, trusses or Structural Wood Members* with bridging as required and with ends firestopped. C. Gypsum Board* - Nom 4 ft wide by 5/8 in. thick as specified in the individual Floor-Ceiling Design. Gypsum board secured to wood joists or furring channels as specified in the individual Floor-Ceiling Design. Chase Wall - (Optional, Not Shown) - The through penetrants (Item 2) may be routed through a 1 hr fire rated single, double or staggered wood stud/gypsum board chase wall. Depth of chase wall stud cavity to be min 1/2 in. greater than diameter of opening cut in sole and top plates to accommodate the through penetrant (Item 2). The chase wall shall be constructed of the materials and in the manner specified in the individual U300 Series Wall and Partition Designs in the UL Fire Resistance Directory and shall include the following construction features: 1A. A. Studs - Nom 2 by 4 in., 2 by 6 in. or double nom 2 by 4 in. lumber studs. B. Sole Plate - Nom 2 by 4 in., 2 by 6 in. or parallel 2 by 4 in. lumber plates, tightly butted. Max diam of opening is 3 in. C. Top Plate - The double top plate shall consist of two nom 2 by 4 in., two nom 2 by 6 in. or two sets of parallel 2 by 4 in. lumber plates, tightly butted. Max diam of opening is 3 in. D. Gypsum Board* - Thickness, type, number of layers and fasteners shall be as specified in the individual Wall and Partition Design. Cables - Aggregate cross-sectional area of cable in opening to be max 50 percent of the cross-sectional area of the opening. The annular space between the cable bundle and the periphery of the opening to be min 0 in. (point contact) to max 1 in. Cables to be rigidly supported on both sides of the floor-ceiling assembly. Any combination of the following types and sizes of copper conductor cables may be used: A. Max 150 pair No. 24 AWG telephone cable with PVC insulation and jacket. 2. B. Max 2/C No. 10 with ground Type NM nonmetallic sheathed (Romex) cable with PVC insulation and jacket. C. Max 3/C with ground 2/0 AWG aluminum SER cable with PVC insulation and jacket. D. Max 3/C No. 10 AWG copper conductor steel clad cable. E. Max 24 fiber optic cable. F. RG 59U coaxial cable. G. CAT 5 data cable. Fill, Void or Cavity Materials*-Sealant - Min 3/4 in. thickness of sealant applied within the annulus flush with the top surface of the floor or sole plate and min 5/8 in. thickness of sealant applied within the annulus flush with the bottom surface of gypsum board or lower top plate. A min 1/2 in. diameter bead of sealant applied at the cable bundle/subflooring or sole plate interface and the cable bundle/gypsum board or top plate interface at point contact locations. HILTI CONSTRUCTION CHEMICALS, DIV OF HILTI INC - CP 606 Flexible Firestop Sealant 3. *Bearing the UL Classification Mark

ARCHITECTURE
LANDSCAPE ARCHITECTURE
ENERGY SERVICES
P. 913.831.1415
F. 913.831.1563
NSPJARCH.COM
© COPYRIGHT 2023

NSPJ ARCHITECTS, INC.
3515 W. 75TH ST., SUITE 201
PRAIRIE VILLAGE, KS 66208

STATE OF MISSOURI — RICHARD R. BEARDMORE — NUMBER A-5 — PROFESSIONAL ENGINEER
03/15/2023

A NEW RESIDENTIAL COMMUNITY AT:
TRILOGY
800 & 810 NW WARD RD. | LEE'S SUMMIT, MO

DRAWING RELEASE LOG
• 03.15.2023 - PERMIT SUBMITTAL

△REVISIONS

LS&A
Latimer Sommers & Associates P.A.
CONSULTING ENGINEERS
3639 SW Summerfield Drive, Suite A
Topeka, Kansas 66614-3974
8625 College Boulevard, Suite 102
Overland Park, Kansas 66210
Telephone: (785) 233-3232
Email: lsapa@lsapa.com
LSA PROJECT NO. 2204061

JOB NO. 705921 — DATE 03.15.2023
DRAWN BY LSA CAD
4/11/2023 CITY COMMENTS
SHEET NAME ELECTRICAL DETAILS
SHEET NO. E3.01

4/13/2023 9:08:18 PM

ARCH E1.50" x 42"

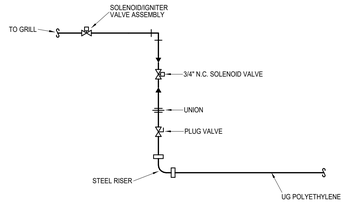

PIPING SCHEMATIC

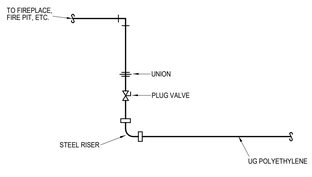

PIPING SCHEMATIC

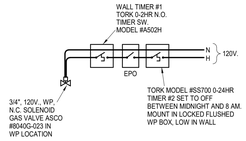

CONTROL SCHEMATIC
(GRILL)

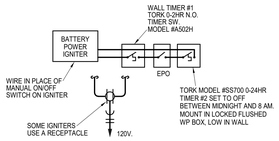

CONTROL SCHEMATIC
(FIRE PIT)

1 GAS GRILL/FIRE PIT DETAIL
NOT TO SCALE

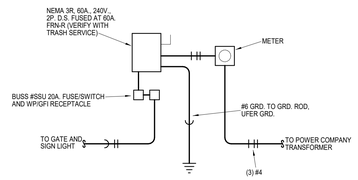

2 COMPACTOR ELECTRICAL SERVICE DETAIL
NOT TO SCALE

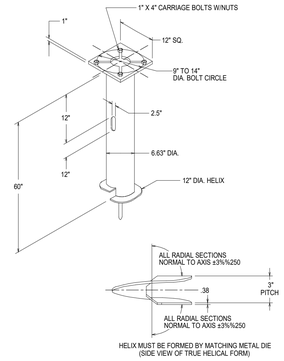

HELIX MUST BE FORMED BY MATCHING METAL DIE
(SIDE VIEW OF TRUE HELICAL FORM)

-NOTES-

1. FINISH: HOT DIP GALVANIZE PER ASTM-A153 (LATEST REVISION).
2. BASEPLATE TO BE PERPENDICULAR TO SHAFT AXIS (±1%%250) AND HOLE CENTERLINE CONCENTRIC (.125 DIA) TO SHAFT AXIS.
3. STENCIL MIN. 1/2 IN. LETTERS MANUFACTURER'S NUMBER AFTER GALVANIZING.
4. PILOT POINT AND SHAFT AXES TO BE CONCENTRIC (± .125 FIM) AND IN LINE (±3%%250).
5. FLAME CUT SLOT PERPENDICULAR TO THE BASEPLATE.
6. PREHEAT, TUMBLE/BLAST, HANDGRIND, AND CLEAN BASEPLATE, HELIX, AND PILOT POINT ON ALL WELDED AREAS.
7. FLAMECUT IRREGULARITIES PERMISSIBLE. (1) VALLEYS NOT TO, EXCEED 3/32 IN. BELOW NOMINAL SURFACES LEVEL, (2) PEAKS OR RIDGES NOT TO EXCEED 3/32 IN. ABOVE NOMINAL SURFACE LEVEL, (3) NOMINAL SURFACE LEVEL OR INTERSECTIONS OF NOMINAL SURFACES.
8. MANUFACTURER TO HAVE IN EFFECT INDUSTRY RECOGNIZED WRITTEN QUALITY CONTROL FOR ALL MATERIALS AND MANUFACTURING PROCESSES.
9. ALL MATERIAL IS TO BE NEW, UNUSED AND MILL TRACEABLE MEETING THE FOLLOWING SPECIFICATIONS:

   BASEPLATE: ASTM A36-(LATEST REVISION) HOT ROLLED STEEL PLATE, (CONFORM TO AASHTO TECH. BUL. #270)

   SHAFT: STEEL PIPE PILES, SEAMLESS OR STRAIGHT WELDED, GRADE-B FOR PIPE PILES, GRADE-A FOR MATERIAL STEEL PIPE TYPE E OR S, GRADE-B PER ASTM A53.

   HELIX: ASTM A635 (LATEST REVISION) HOT ROLLED STEEL.

   PILOT POINT: ASTM A575 (LATEST REVISION) STEEL BAR.

   BOLTS: CARR BOLT PER ANSI B-18.2.1,SAE J429 GRADE-5.

10. BASEPLATE IS PERMANENTLY STAMPED WITH MANUFACTURER'S IDENTIFICATION "ABC" IN 1/2" LETTERS AND DATE CODE IN 1/4" LETTERS.

3 LIGHT POLE FOUNDATION DETAIL
NOT TO SCALE

SEQUENCE:
GARAGE DOOR
TO OPEN WHEN
CO SENSOR IS
TRIPPED

4 GARAGE CARBON MONOXIDE SENSOR DOOR CONNECTION DETAIL
NOT TO SCALE

ARCHITECTURE
LANDSCAPE
ARCHITECTURE
ENERGY SERVICES

NSPJ
ARCHITECTS, Inc.
3515 W. 75TH ST., SUITE 201
PRAIRIE VILLAGE, KS 66208

P. 913.831.1415
F. 913.831.1563
NSPJARCH.COM
© COPYRIGHT 2023

STATE OF MISSOURI
RICHARD R. BEARDMORE
NUMBER A-2007018766
PROFESSIONAL ENGINEER

03/15/2023

A NEW RESIDENTIAL COMMUNITY AT:

TRILOGY

800 & 810 NW WARD RD. | LEE'S SUMMIT, MO

DRAWING RELEASE LOG
• 03.15.2023 - PERMIT SUBMITTAL

△REVISIONS

LS&A
Latimer Sommers & Associates P.A.
CONSULTING ENGINEERS
3639 SW Summerfield Drive, Suite A
Topeka, Kansas 6614-3974
8625 College Boulevard, Suite 102
Overland Park, Kansas 66210
Telephone: (785) 233-3232
Email: lsapa@lsapa.com
LSA PROJECT NO. 2204061

JOB NO. 705921
DATE 03.15.2023
DRAWN BY LSA CAD
4/11/2023 CITY COMMENTS
SHEET NAME ELECTRICAL DETAILS
SHEET NO. E3.02

4/13/2023 5:08:19 PM

ARCH E1.30" x 42"

NOTES:
1. VERIFY AVAILABLE FAULT CURRENT WITH POWER CO.
2. LABEL DISCONNECTS AS SERVICE DISCONNECTS AT THE SWITCHBOARDS.

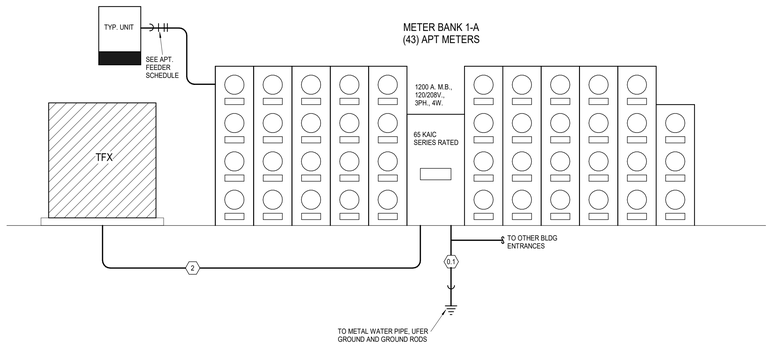

1 METER BANK 1-A ELECTRICAL RISER
NOT TO SCALE

NOTES:
1. VERIFY AVAILABLE FAULT CURRENT WITH POWER CO.
2. LABEL DISCONNECTS AS SERVICE DISCONNECTS AT THE SWITCHBOARDS.

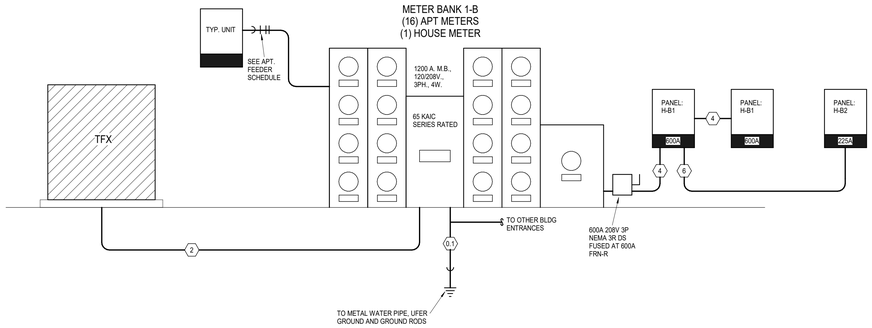

2 METER BANK 1-B ELECTRICAL RISER
NOT TO SCALE

NOTES:
1. VERIFY AVAILABLE FAULT CURRENT WITH POWER CO.
2. LABEL DISCONNECTS AS SERVICE DISCONNECTS AT THE SWITCHBOARDS.

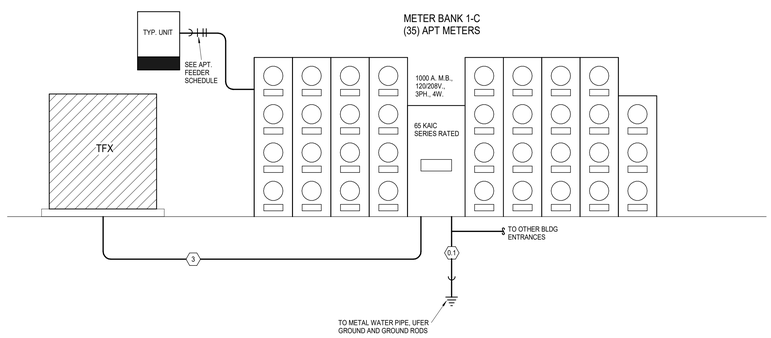

3 METER BANK 1-C ELECTRICAL RISER
NOT TO SCALE

Unit Load Calculation - Complete Analysis

	General													NEC 220-84 Calculation							
	Area Calculation			General Load										Heater Calculation			General Load Calculation					
Unit Type	Sq. Ft.	Load per Sq Ft	Total Per Sq Ft.	2 Small Appliance Circuits	Dishwasher	Disposer	Dryer	Microwave	Range	Oven	Combined Oven Range	Washer	Water Heater	Total General Load	Heater	NEC Diversificati on	Heater Load	First 10KVA at 100%	Remainder at 40%	Total Load	Voltage	Load for Unit Service (AMPS)	Total Connected Load	Breaker Size
A1	660	3 VA	1980 VA	3000 VA	740 VA	850 VA	4400 VA	1000 VA	0 VA	0 VA	7000 VA	1500 VA	4500 VA	24970 VA	3700 VA	65.00%	2405 VA	10000 VA	5988 VA	18393 VA	208 V	88.43	28670 VA	100
A2	660	3 VA	1980 VA	3000 VA	740 VA	850 VA	4400 VA	1000 VA	0 VA	0 VA	7000 VA	1500 VA	4500 VA	24970 VA	3700 VA	65.00%	2405 VA	10000 VA	5988 VA	18393 VA	208 V	88.43	28670 VA	100
A2 TYPE A	660	3 VA	1980 VA	3000 VA	740 VA	850 VA	4400 VA	1000 VA	0 VA	0 VA	7000 VA	1500 VA	4500 VA	24970 VA	3700 VA	65.00%	2405 VA	10000 VA	5988 VA	18393 VA	208 V	88.43	28670 VA	100
A3	730	3 VA	2190 VA	3000 VA	740 VA	850 VA	4400 VA	1000 VA	0 VA	0 VA	7000 VA	1500 VA	4500 VA	25180 VA	3700 VA	65.00%	2405 VA	10000 VA	6072 VA	18477 VA	208 V	88.83	28880 VA	100
A3 ALT	730	3 VA	2190 VA	3000 VA	740 VA	850 VA	4400 VA	1000 VA	0 VA	0 VA	7000 VA	1500 VA	4500 VA	25180 VA	3700 VA	65.00%	2405 VA	10000 VA	6072 VA	18477 VA	208 V	88.83	28880 VA	100
A4	680	3 VA	2040 VA	3000 VA	740 VA	850 VA	4400 VA	1000 VA	0 VA	0 VA	7000 VA	1500 VA	4500 VA	25030 VA	3700 VA	65.00%	2405 VA	10000 VA	6012 VA	18417 VA	208 V	88.54	28730 VA	100
B1	970	3 VA	2910 VA	3000 VA	740 VA	850 VA	4400 VA	1000 VA	0 VA	0 VA	7000 VA	1500 VA	4500 VA	25900 VA	5600 VA	65.00%	3640 VA	10000 VA	6360 VA	20000 VA	208 V	96.15	31500 VA	100
B1 ALT	1000	3 VA	3000 VA	3000 VA	740 VA	850 VA	4400 VA	1000 VA	0 VA	0 VA	7000 VA	1500 VA	4500 VA	25990 VA	5600 VA	65.00%	3640 VA	10000 VA	6396 VA	20036 VA	208 V	96.33	31590 VA	100
B2	1100	3 VA	3300 VA	3000 VA	740 VA	850 VA	4400 VA	1000 VA	0 VA	0 VA	7000 VA	1500 VA	4500 VA	26290 VA	5600 VA	65.00%	3640 VA	10000 VA	6516 VA	20156 VA	208 V	96.90	31890 VA	100
B3	1000	3 VA	3000 VA	3000 VA	740 VA	850 VA	4400 VA	1000 VA	0 VA	0 VA	7000 VA	1500 VA	4500 VA	25990 VA	5600 VA	65.00%	3640 VA	10000 VA	6396 VA	20036 VA	208 V	96.33	31590 VA	100
B4	1050	3 VA	3150 VA	3000 VA	740 VA	850 VA	4400 VA	1000 VA	0 VA	0 VA	7000 VA	1500 VA	4500 VA	26140 VA	5600 VA	65.00%	3640 VA	10000 VA	6456 VA	20096 VA	208 V	96.62	31740 VA	100
C1	1080	3 VA	3240 VA	3000 VA	740 VA	850 VA	4400 VA	1000 VA	0 VA	0 VA	7000 VA	1500 VA	4500 VA	26230 VA	7500 VA	65.00%	4875 VA	10000 VA	6492 VA	21367 VA	208 V	102.73	33730 VA	110
C1 ALT	1080	3 VA	3240 VA	3000 VA	740 VA	850 VA	4400 VA	1000 VA	0 VA	0 VA	7000 VA	1500 VA	4500 VA	26230 VA	7500 VA	65.00%	4875 VA	10000 VA	6492 VA	21367 VA	208 V	102.73	33730 VA	110
C1 ALT 2	1080	3 VA	3240 VA	3000 VA	740 VA	850 VA	4400 VA	1000 VA	0 VA	0 VA	7000 VA	1500 VA	4500 VA	26230 VA	7500 VA	65.00%	4875 VA	10000 VA	6492 VA	21367 VA	208 V	102.73	33730 VA	110
C1 TYPE A	1080	3 VA	3240 VA	3000 VA	740 VA	850 VA	4400 VA	1000 VA	0 VA	0 VA	7000 VA	1500 VA	4500 VA	26230 VA	7500 VA	65.00%	4875 VA	10000 VA	6492 VA	21367 VA	208 V	102.73	33730 VA	110
C2	1160	3 VA	3480 VA	3000 VA	740 VA	850 VA	4400 VA	1000 VA	0 VA	0 VA	7000 VA	1500 VA	4500 VA	26470 VA	7500 VA	65.00%	4875 VA	10000 VA	6588 VA	21463 VA	208 V	103.19	33970 VA	110
C3	1150	3 VA	3450 VA	3000 VA	740 VA	850 VA	4400 VA	1000 VA	0 VA	0 VA	7000 VA	1500 VA	4500 VA	26440 VA	7500 VA	65.00%	4875 VA	10000 VA	6576 VA	21451 VA	208 V	103.13	33940 VA	110
C4	1175	3 VA	3525 VA	3000 VA	740 VA	850 VA	4400 VA	1000 VA	0 VA	0 VA	7000 VA	1500 VA	4500 VA	26515 VA	7500 VA	65.00%	4875 VA	10000 VA	6606 VA	21481 VA	208 V	103.27	34015 VA	110
D1	1440	3 VA	4320 VA	3000 VA	740 VA	850 VA	4400 VA	1000 VA	0 VA	0 VA	7000 VA	1500 VA	4500 VA	27310 VA	7500 VA	65.00%	4875 VA	10000 VA	6924 VA	21799 VA	208 V	104.80	34810 VA	110
D1 ALT 2	1430	3 VA	4290 VA	3000 VA	740 VA	850 VA	4400 VA	1000 VA	0 VA	0 VA	7000 VA	1500 VA	4500 VA	27280 VA	7500 VA	65.00%	4875 VA	10000 VA	6912 VA	21787 VA	208 V	104.75	34780 VA	110
GS	320	3 VA	960 VA	3000 VA	740 VA	850 VA	4400 VA	1000 VA	0 VA	0 VA	7000 VA	1500 VA	4500 VA	23950 VA	3700 VA	65.00%	2405 VA	10000 VA	5580 VA	17985 VA	208 V	86.47	27650 VA	100
PH	1500	3 VA	4500 VA	3000 VA	740 VA	850 VA	4400 VA	1000 VA	0 VA	0 VA	7000 VA	1500 VA	4500 VA	27490 VA	7500 VA	65.00%	4875 VA	10000 VA	6996 VA	21871 VA	208 V	105.15	34990 VA	110
S1	445	3 VA	1335 VA	3000 VA	740 VA	850 VA	4400 VA	1000 VA	0 VA	0 VA	7000 VA	1500 VA	4500 VA	24325 VA	3700 VA	65.00%	2405 VA	10000 VA	5730 VA	18135 VA	208 V	87.19	28025 VA	100

FEEDER SCHEDULE

MARK	OCP	SETS	NO. COND.	SIZE ALUM.	SIZE GRD.	CONDUIT
0.1	0 A	1	1		3/0 CU	2"
1	1600 A	5	4	600 KCMIL		4"
2	1200 A	4	4	500 KCMIL		3"
3	1000 A	3	4	600 KCMIL		4"
4	600 A	2	4	500 KCMIL	#2/0	3"
5	400 A	2	4	#4/0	#1	2"
6	225 A	1	4	300 KMCIL	#2	3"

APARTMENT PANEL FEEDER - TYPE SER ALUMINUM

100A:	110A:
2 - 2 - 2 - 6 UP TO 120 FT. 1 - 1 - 1 - 4 UP TO 150 FT. 0 - 0 - 0 - 4 UP TO 185 FT. 2/0 - 2/0 - 2/0 - 3 UP TP 235 FT.	1 - 1 - 1 - 4 UP TO 135 FT. 0 - 0 - 0 - 4 UP TP 170 FT. 2/0 - 2/0 - 2/0 - 3 UP TO 215 FT.

NOTE:
- UNDERGROUND CONDUIT MATERIAL = SCH. 40 PVC.
- CONDUCTOR INSULATION = THHN/THWN.

PERMANENT PLACARDS SHALL BE POSTED AT EACH EXTERIOR SERVICE ENTRANCE AND METER BANK TO DISPLAY AREA SERVED.

SEE UNIT LOAD CALCS FOR APT PANEL BREAKER, 100A/2P, 110A/2P.

MULTI-FAMILY BUILDING LOAD ANALYSIS BLDG 1

Panel Unit Type (Connected Load)	Total Units Unit Quantity	Total Connected Load Sum of Units	Total KVA	NEC Building Diversity	Diversified KVA	Amps @ 208V/3PH	House Load	Total Demand - Amps
METER BANK 1-A	43	1,367,095 VA	1367	27%	369	1025	0	1025
A1-(28,670 VA)	3	86010 VA						
A2-(28,670 VA)	4	114680 VA						
A3 ALT-(28,880 VA)	6	173280 VA						
B1-(31,500 VA)	3	94500 VA						
B4-(31,740 VA)	1	31740 VA						
C1-(33,730 VA)	4	134920 VA						
C1 ALT-(33,730 VA)	4	134920 VA						
C2-(33,970 VA)	7	237790 VA						
C3-(33,940 VA)	4	135760 VA						
D1-(34,810 VA)	3	104430 VA						
PH-(34,990 VA)	1	34990 VA						
S1-(28,025 VA)	3	84075 VA						
METER BANK 1-B	16	509,540 VA	510	39%	199	552	525	1077
A3-(28,880 VA)	6	173280 VA						
C1-(33,730 VA)	5	168650 VA						
GUEST SUITE-(27,650 VA)	1	27650 VA						
PH-(34,990 VA)	4	139960 VA						
METER BANK 1-C	35	1,088,760 VA	1089	30%	327	907	0	907
A1-(28,670 VA)	4	114680 VA						
A3-(28,880 VA)	7	202160 VA						
B1 ALT-(31,590 VA)	4	126360 VA						
B2-(31,890 VA)	4	127560 VA						
C1-(33,730 VA)	8	269840 VA						
C4-(34,015 VA)	4	136060 VA						
S1-(28,025 VA)	4	112100 VA						
METER BANK 1-D	33	1,012,230 VA	1012	31%	314	872	350	1222
A1-(28,670 VA)	2	57340 VA						
A2-(28,670 VA)	5	143350 VA						
A2 TYPE A-(28,670 VA)	1	28670 VA						
A3-(28,880 VA)	6	173280 VA						
A3 ALT-(28,880 VA)	4	115520 VA						
B1-(31,500 VA)	2	63000 VA						
C1-(33,730 VA)	5	168650 VA						
C3-(33,940 VA)	3	101820 VA						
D1 ALT 2-(34,780 VA)	2	69560 VA						
PH-(34,990 VA)	1	34990 VA						
S1-(28,025 VA)	2	56050 VA						
METER BANK 1-E	38	1,190,875 VA	1191	29%	345	959	0	959
A1-(28,670 VA)	3	86010 VA						
A2-(28,670 VA)	1	28670 VA						
A3-(28,880 VA)	10	288800 VA						
B1-(31,500 VA)	3	94500 VA						
C1-(33,730 VA)	9	303570 VA						
C1 ALT 2-(33,730 VA)	1	33730 VA						
C1 TYPE A-(33,730 VA)	1	33730 VA						
C2-(33,970 VA)	7	237790 VA						
S1-(28,025 VA)	3	84075 VA						

MULTI-FAMILY BUILDING LOAD ANALYSIS BLDG 2

Panel Unit Type (Connected Load)	Total Units Unit Quantity	Total Connected Load Sum of Units	Total KVA	NEC Building Diversity	Diversified KVA	Amps @ 208V/3PH	House Load	Total Demand - Amps
METER BANK 2-F	34	1,031,045 VA	1031	30%	309	859	350	1209
A1-(28,670 VA)	3	86010 VA						
A2-(28,670 VA)	3	86010 VA						
A3-(28,880 VA)	9	259920 VA						
A3 ALT-(28,880 VA)	4	115520 VA						
B1-(31,500 VA)	3	94500 VA						
C1-(33,730 VA)	2	67460 VA						
C1 ALT 2-(33,730 VA)	1	33730 VA						
C2-(33,970 VA)	6	203820 VA						
S1-(28,025 VA)	3	84075 VA						
METER BANK 2-G	45	1,432,390 VA	1432	27%	387	1074	0	1074
A2-(28,670 VA)	5	143350 VA						
A2 TYPE A-(28,670 VA)	2	57340 VA						
A3-(28,880 VA)	3	86640 VA						
A3 ALT-(28,880 VA)	4	115520 VA						
A4-(28,730 VA)	3	86190 VA						
B3-(31,500 VA)	4	126360 VA						
C1-(33,730 VA)	10	337300 VA						
C1 ALT-(33,730 VA)	4	134920 VA						
C1 TYPE A-(33,730 VA)	1	33730 VA						
C3-(33,940 VA)	3	101820 VA						
D1-(34,810 VA)	4	139240 VA						
PH-(34,990 VA)	2	69980 VA						
METER BANK 2-H	30	922,860 VA	923	33%	305	846	0	846
A1-(28,670 VA)	4	114680 VA						
A3 ALT-(28,880 VA)	10	288800 VA						
C1-(33,730 VA)	10	337300 VA						
PH-(34,990 VA)	2	69980 VA						
S1-(28,025 VA)	4	112100 VA						
METER BANK 2-J	33	1,083,060 VA	1083	31%	336	933	400	1333
A2-(28,670 VA)	3	86010 VA						
A3-(28,880 VA)	3	86640 VA						
B1-(31,500 VA)	3	94500 VA						
C1-(33,730 VA)	10	337300 VA						
C1 TYPE A-(33,730 VA)	1	33730 VA						
C2-(33,970 VA)	6	203820 VA						
C3-(33,940 VA)	3	101820 VA						
D1-(34,810 VA)	4	139240 VA						

LUMINAIRE SCHEDULE

MARK	DESCRIPTION	MFGR	MODEL	MOUNTING	FINISH	LAMPS	NOTES
A	Disk Light	Halo	SLD612/8027/WH	jb/surface	white	1200 Lumen 2700K 15W LED	Wet Location
B	Patio Sconce		SEE FINISH SCHEDULE	wall	Black	1-10W LED	Wet Location
C	Shower Disk Light		SEE FINISH SCHEDULE	jb/surface	white	600 Lumen 2700K 10W LED	Wet Location
D	Vanity Sconce		SEE FINISH SCHEDULE	wall	br. Nickel	1740 Lumen 24W LED	
E	Kitchen Pendant		SEE FINISH SCHEDULE	jb/surface		1-13W 3000K LED	
F	5-blade fan, 3-spd, rev. w/globe		SEE FINISH SCHEDULE	surface	br. Nickel	2-8W LED	Energy Star Rated
G	NOT USED						
H	NOT USED						
J				jb/surface	CONFIRM	1500 Lumen 3000K 20W	
K	Exterior Sconce		CONFIRM WITH OWNER	wall	black	1-10W LED	Wet Location
L	Strip Light	Lithonia	CSS-L48-4000LM-MVOLT-40K-80CRI	surface	white	4000 Lumen 4000K LED	
L1	Strip Light	Lithonia	CSS-L48-4000LM-MVOLT-40K-80CRI	surface	white	4000 Lumen 4000K LED	With 2HR Battery
M	Vapor Tight Strip	Lithonia	CSVT-L48-4000LM-MVOLT-35K-80CRI-IE7WCP	surface	white	4000 Lumen 3500K LED	With 2HR Battery
N	Surface Downlight	Satco	62-1312	jb/surface	white	1050 Lumen 3000k 15W	
X1	Exit	Progress	PETPE-UR-30-RC	surface	white/red	1.5W LED	
X2	Exit w/heads	Progress	PECUE-UR-30-RC	surface	white/red	1.5W LED	
X3	Dual-Head Emergency	NICOR	EML7	surface	std	700 lumen	
X4	Exterior Remote Head	Progress	PERHC-SG-OD-30	surface	std	1W LED	

NSPJ ARCHITECTS, Inc.
ARCHITECTURE LANDSCAPE ARCHITECTURE ENERGY SERVICES
3515 W. 75TH ST., SUITE 201
PRAIRIE VILLAGE, KS 66208
P. 913.831.1415
F. 913.831.1563
NSPJARCH.COM
© COPYRIGHT 2023

STATE OF MISSOURI — RICHARD R. BEARDMORE — NUMBER — PROFESSIONAL ENGINEER
04/28/2023

A NEW RESIDENTIAL COMMUNITY AT:
TRILOGY
800 & 810 NW WARD RD. | LEE'S SUMMIT, MO

DRAWING RELEASE LOG
- 03.15.2023 - PERMIT SUBMITTAL

REVISIONS
2 23.0428 ADD 1/CC 2

LS&A Lattner Sommers & Associates P.A.
CONSULTING ENGINEERS
3639 SW Summerfield Drive, Suite A
Topeka, Kansas 6614-2874
8625 College Boulevard, Suite 102
Overland Park, Kansas 66210
Telephone: (785) 233-3232
Email: lsapa@lsapa.com
LSA PROJECT NO. 2204061

JOB NO. 705921 DATE 03.15.2023
DRAWN BY LSA CAD
4/28/2023 ADDENDUM 1/ CITY COMMENTS #2
SHEET NAME ELECTRICAL DETAILS/SCHEDULES
SHEET NO. E3.03

5/1/2023 3:50:16 PM

ARCH E1 30" x 42"

ARCHITECTURE
LANDSCAPE ARCHITECTURE
ENERGY SERVICES

NSPJ ARCHITECTS, Inc.
3515 W. 75TH ST., SUITE 201
PRAIRIE VILLAGE, KS 66208

P. 913.831.1415
F. 913.831.1563
NSPJARCH.COM

© COPYRIGHT 2023

STATE OF MISSOURI
RICHARD R. BEARDMORE
NUMBER
PROFESSIONAL ENGINEER

04/28/2023

NOTES:
1. VERIFY AVAILABLE FAULT CURRENT WITH POWER CO.
2. LABEL DISCONNECTS AS SERVICE DISCONNECTS AT THE SWITCHBOARDS.

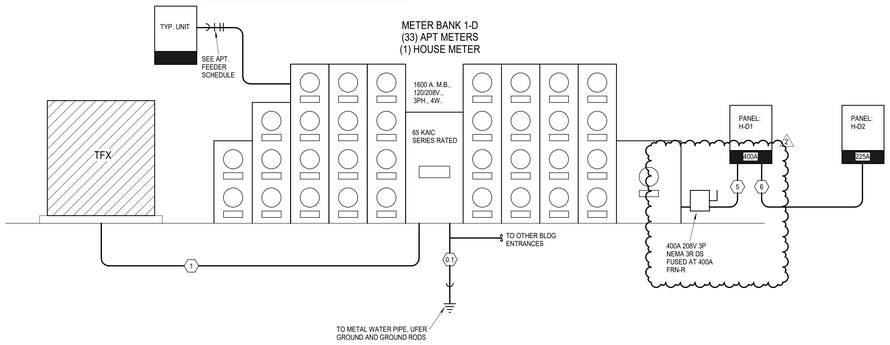

1 METER BANK 1-D ELECTRICAL RISER
NOT TO SCALE

FEEDER SCHEDULE						
MARK	OCP	SETS	NO. COND.	SIZE ALUM.	SIZE GRD.	CONDUIT
0.1	0 A	1	1		3/0 CU	2"
1	1600 A	5	4	600 KCMIL		4"
2	1200 A	4	4	500 KCMIL		3"
3	1000 A	3	4	600 KCMIL		4"
4	600 A	2	4	500 KCMIL	#2/0	3"
5	400 A	2	4	#4/0	#1	2"
6	225 A	1	4	300 KMCIL	#2	3"

NOTES:
1. VERIFY AVAILABLE FAULT CURRENT WITH POWER CO.
2. LABEL DISCONNECTS AS SERVICE DISCONNECTS AT THE SWITCHBOARDS.

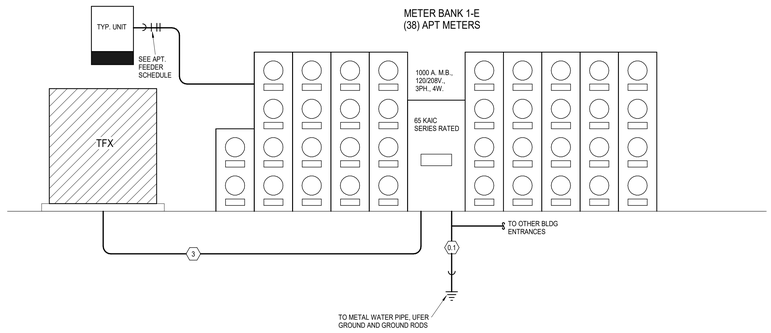

2 METER BANK 1-E ELECTRICAL RISER
NOT TO SCALE

NOTES:
1. VERIFY AVAILABLE FAULT CURRENT WITH POWER CO.
2. LABEL DISCONNECTS AS SERVICE DISCONNECTS AT THE SWITCHBOARDS.

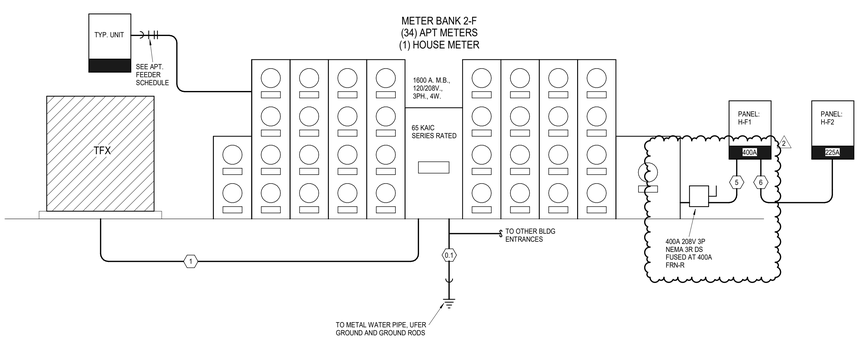

3 METER BANK 2-F ELECTRICAL RISER
NOT TO SCALE

NOTES:
1. VERIFY AVAILABLE FAULT CURRENT WITH POWER CO.
2. LABEL DISCONNECTS AS SERVICE DISCONNECTS AT THE SWITCHBOARDS.

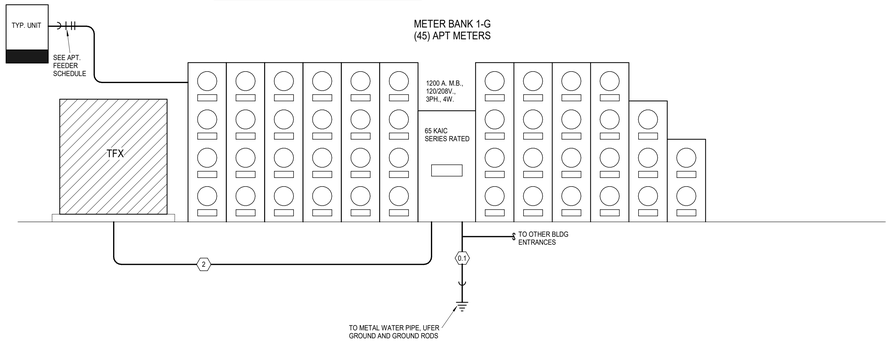

4 METER BANK 2-G ELECTRICAL RISER
NOT TO SCALE

NOTES:
1. VERIFY AVAILABLE FAULT CURRENT WITH POWER CO.
2. LABEL DISCONNECTS AS SERVICE DISCONNECTS AT THE SWITCHBOARDS.

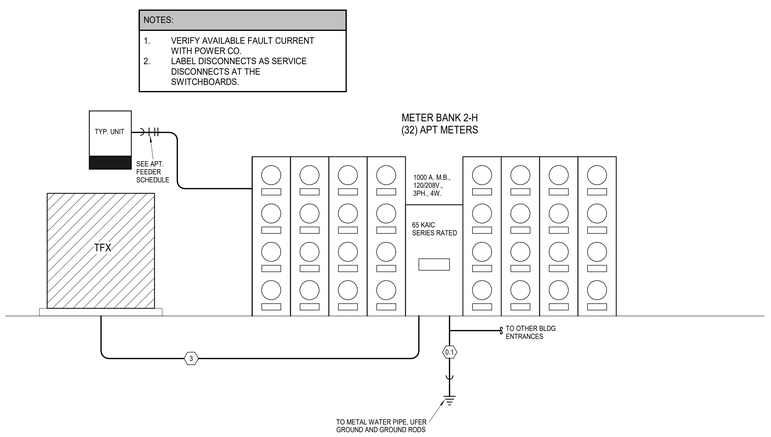

5 METER BANK 2-H ELECTRICAL RISER
NOT TO SCALE

NOTES:
1. VERIFY AVAILABLE FAULT CURRENT WITH POWER CO.
2. LABEL DISCONNECTS AS SERVICE DISCONNECTS AT THE SWITCHBOARDS.

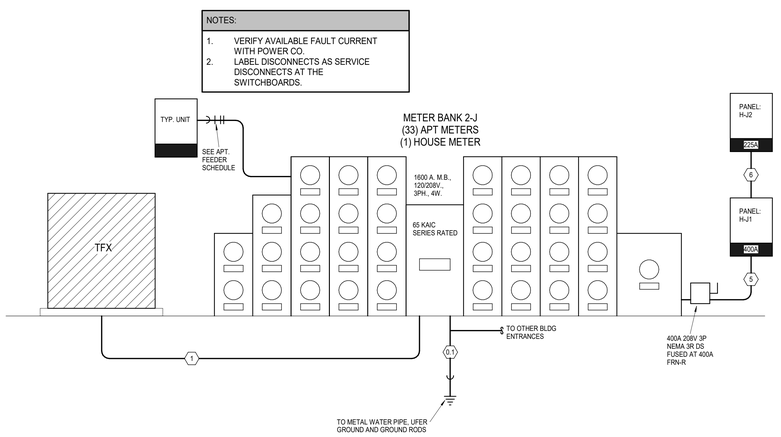

6 METER BANK 2-J ELECTRICAL RISER
NOT TO SCALE

A NEW RESIDENTIAL COMMUNITY AT:

TRILOGY

800 & 810 NW WARD RD. | LEE'S SUMMIT, MO

DRAWING RELEASE LOG
- 03.15.2023 - PERMIT SUBMITTAL

REVISIONS
2 23.0428 ADD 1/CC 2

LS&A
Latimer Sommers & Associates P.A.
CONSULTING ENGINEERS
3639 SW Summerfield Drive, Suite A
Topeka, Kansas 6614-2874
8625 College Boulevard, Suite 102
Overland Park, Kansas 66210
Telephone: (785) 233-3232
Email: lsapa@lsapa.com
LSA PROJECT NO. 2204061

JOB NO. 705921
DATE 03.15.2023
DRAWN BY LSA CAD
4/28/2023 ADDENDUM 1/ CITY COMMENTS #2
SHEET NAME ELECTRICAL DETAILS/SCHEDULES
SHEET NO. E3.04

5/1/2023 3:50:18 PM

ARCH E1 30" x 42"

Panel: H-B1 (1)

Location: CLUB AREA
Supply From: MB 1-B
Mounting:
Enclosure:
Volts: 120/208 Wye
Phases: 3
Wires: 4
A.I.C. Rating: 42000
Mains Type: MLO
Mains Rating: 600 A
MCB Rating:

Notes:

CKT	Circuit Description	Trip	Wire Size	A		B		C		Wire Size	Trip	Circuit Description	CKT
1	Lighting STAIR B2 234	20 A	12	0	0					12	20 A	Lighting STAIR B1 233	2
3							195			12	20 A	Lighting	4
5	Receptacle Space 2240	20 A	12					360	360	12	20 A	Receptacle Space 2240	6
7	Receptacle Space 2240	20 A	12	360	195					12	20 A	Lighting	8
9	Lighting Space 2240	20 A	12			15	15			12	20 A	Lighting Space 2240	10
11	Receptacle ELEV. C 235	20 A	12					180	180	12	20 A	Receptacle ELEV. C 235	12
13	Receptacle ELEV. C 313	20 A	12	180	0					12	20 A	Power ELEV. C 318	14
15						4900	240			12	20 A	Lighting	16
17	ELEVATOR (SHUNT TRIP)	90 A	3					4900	6665	8	50 A	AHU-HC2	18
19				4900	6665								20
21	Receptacle ELEV. LOBBY 308	20 A	12			720	720			12	20 A	Receptacle ELEV. LOBBY 308	22
23	Receptacle ELEV. LOBBY 308	20 A	12					720	240	12	20 A	Lighting	24
25	Lighting ELEV. LOBBY 312	20 A	12	240	225					12	20 A	Lighting	26
27	AHU-HC1	50 A	8			6665	360			12	20 A	Lighting	28
29								6665	1500				30
31	Lighting ELEV. C 235	20 A	12	480	1500					12	20 A	EUH-A	32
33	Lighting ELEV. F 369	20 A	12			240	1500						34
35	Spare	20 A	--					0	1500	12	20 A	EUH-A	36
37	Spare	20 A	--	0	1850								38
39	Spare	20 A	--			0	1850			12	20 A	EUH-B	40
41	Spare	20 A	--					0	0	--	20 A	Spare	42
43	Spare	20 A	--	0	0					--	20 A	Spare	44
45	Spare	20 A	--			0	0			--	20 A	Spare	46
47	Spare	20 A	--					0	0	--	20 A	Spare	48
49				22557	0					--	20 A	Spare	50
51	H1-B2	225 A				32436	0			--	20 A	Spare	52
53								23716	0	--	20 A	Spare	54
		Total Load:		91667 VA		88575 VA		97182 VA					
		Total Amps:		768 A		738 A		814 A					

Legend:

Load Classification	Connected Load	Demand Factor	Estimated...	Panel Totals	
HVAC	223703 VA	70.00%	156592 VA		
Lighting	3870 VA	125.00%	4838 VA	**Total Conn. Load:**	277422 VA
Other	500 VA	100.00%	500 VA	**Total Est. Demand:**	208663 VA
Power	0 VA	0.00%	0 VA	**Total Conn.:**	770 A
Receptacle	15140 VA	83.03%	12570 VA	**Total Est. Demand:**	579 A
Motor	29400 VA	100.00%	29400 VA		
Appliance	5000 VA	100.00%	5000 VA		

Notes:

Panel: H-B1 (2)

Location: CLUB AREA
Supply From: MB 1-B
Mounting:
Enclosure:
Volts: 120/208 Wye
Phases: 3
Wires: 4
A.I.C. Rating: 42000
Mains Type: MLO
Mains Rating: 600 A
MCB Rating:

Notes:

CKT	Circuit Description	Trip	Wire Size	A		B		C		Wire Size	Trip	Circuit Description	CKT
55	CU-HB7	50 A	8	2766	1560					8	30 A	CU-HB6	56
57						2766	1560						58
59	CU-HB5	15 A	12					874	1560	8	30 A	CU-HB4	60
61				874	1560								62
63							1560			8	30 A	CU-HB3	64
65	CU-HB2	30 A	8					1560	1560				66
67				1560	1560					8	30 A	CU-HB1	68
69	Receptacle	20 A				540	1560						70
71	AHU-HB6	50 A	6					7205	6665	8	50 A	AHU-HB5	72
73				7205	6665								74
75	DSS-STAIR	25 A	10			1612	1612			10	25 A	DSS-STAIR	76
77								1612	1612				78
79	AHU-HB4	50 A	6	7205	7205					6	50 A	AHU-HB3	80
81						7205	7205						82
83	AHU-HB2	50 A	6					7205	7205	6	50 A	AHU-HB1	84
85				7205	7205								86
87	AHU-HB7	90 A	3			13150	0			--	20 A	Spare	88
89								13150	0	--	20 A	Spare	90
91	Spare	20 A	--	0	0					--	20 A	Spare	92
93	Spare	20 A	--			0	0			--	20 A	Spare	94
95	Spare	20 A	--					0	0	--	20 A	Spare	96
		Total Load:		52572 VA		38771 VA		50208 VA					
		Total Amps:		453 A		323 A		433 A					

Legend:

Load Classification	Connected Load	Demand Factor	Estimated...	Panel Totals	
HVAC	141011 VA	70.00%	98707 VA		
Power	0 VA	0.00%	0 VA	**Total Conn. Load:**	141551 VA
Receptacle	540 VA	100.00%	540 VA	**Total Est. Demand:**	99247 VA
				Total Conn.:	393 A
				Total Est. Demand:	275 A

Notes:

Panel: H-B2

Location: SECTION A FIRST FLOOR
Supply From: H-B1
Mounting:
Enclosure:
Volts: 120/208 Wye
Phases: 3
Wires: 4
A.I.C. Rating: 10000
Mains Type: MLO
Mains Rating: 225 A
MCB Rating:

Notes:

CKT	Circuit Description	Trip	Wire Size	A		B		C		Wire Size	Trip	Circuit Description	CKT
1	AHU-HA1	50 A	8	6665	900					12	20 A	Receptacle ELEV. LOBBY 291	2
3						6665							4
5	Receptacle ELEV. A 223	20 A	12					240	180	12	20 A	Receptacle ELEV. A 223	6
7	Receptacle ELEV. A 223	20 A	12	180	1000					12	20 A	Receptacle GARAGE-1 224-1	8
9	Receptacle ELEV. LOBBY 291	20 A	12			720	1000			12	20 A	Receptacle GARAGE 226	10
11	Receptacle GARAGE 228	20 A	12					1000	1080	12	20 A	Receptacle ELEV. LOBBY 291	12
13	Receptacle GARAGE 230	20 A	12	500	1000					12	20 A	Receptacle GARAGE 231	14
15							9907			4	70 A	AHU-HA2	16
17	Lighting	20 A	12					285	9907				18
19	Lighting STAIR A 288	20 A	12	90	570					12	20 A	Lighting	20
21	ELEVATOR (SHUNT TRIP) VERIFY	90 A	3			4900	500			12	20 A	Power ELEV. 301	22
23								4900	180	12	20 A	Receptacle ELEV. 301	24
25				4900	240					12	20 A	Lighting ELEV. 301	26
27	CU-HA2	45 A	8			2184	1435			10	25 A	CU-HA1	28
29								2184	1435				30
31	Receptacle	20 A	12	1080	2500					8	30 A	EV CHARGER	32
33	Receptacle MDF/MECH. ROO...	20 A	12			1000	2500						34
35	Receptacle MDF/MECH. ROO...	20 A	12					1000	1350	10	25 A	DSS-IT	36
37	DSS-STAIR	25 A	10	1625	1350								38
39						1625	--			--	--	Space	40
41	Spare	20 A	--					0	--	--	--	Space	42
43	Spare	20 A	--	0	--					--	--	Space	44
45	Spare	20 A	--			0	--			--	--	Space	46
47	Spare	20 A	--					0	--	--	--	Space	48
49	Spare	20 A	--	0	--					--	--	Space	50
51	Spare	20 A	--			0	--			--	--	Space	52
53	Spare	20 A	--					0	--	--	--	Space	54
		Total Load:		22557 VA		32436 VA		23716 VA					
		Total Amps:		188 A		272 A		199 A					

Legend:

Load Classification	Connected Load	Demand Factor	Estimated...	Panel Totals	
HVAC	46333 VA	70.00%	32433 VA		
Lighting	1425 VA	125.00%	1781 VA	**Total Conn. Load:**	78708 VA
Other	500 VA	100.00%	500 VA	**Total Est. Demand:**	64738 VA
Power	0 VA	0.00%	0 VA	**Total Conn.:**	218 A
Receptacle	10820 VA	96.21%	10410 VA	**Total Est. Demand:**	180 A
Motor	14700 VA	100.00%	14700 VA		
Appliance	5000 VA	100.00%	5000 VA		

Notes:

Panel: H-D1

Location: SECTION D FIRST FLOOR
Supply From: METER BANK 1-D
Mounting:
Enclosure:
Volts: 120/208 Wye
Phases: 3
Wires: 4
A.I.C. Rating: 42000
Mains Type: MLO
Mains Rating: 400 A
MCB Rating:

Notes:

CKT	Circuit Description	Trip	Wire Size	A		B		C		Wire Size	Trip	Circuit Description	CKT
1	AHU-HD1	70 A	4	9907	405					12	20 A	Lighting	2
3						9907	360			12	20 A	Receptacle GARAGE 202	4
5	Receptacle GARAGE 201	20 A	12					180	1080	12	20 A	Receptacle	6
7	Receptacle GARAGE 204	20 A	12	360	360					12	20 A	Receptacle GARAGE 206	8
9	Lighting	20 A	12			30	720			12	20 A	Receptacle	10
11	Receptacle GARAGE 199	20 A	12					360	360	12	20 A	Receptacle GARAGE 197	12
13	Receptacle GARAGE 195	20 A	12	360	360					12	20 A	Receptacle GARAGE 193	14
15	Receptacle GARAGE 191	20 A	12			360	720			12	20 A	Receptacle ELEV. LOBBY 320	16
17	Receptacle ELEV. D 237	20 A	12					180	360	12	20 A	Receptacle ELEV. D 237	18
19	ELEVATOR (SHUNT TRIP) VERIFY	90 A	3	4900	500					12	20 A	Power ELEV. D 344	20
21						4900	15			12	20 A	Lighting	22
23								4900	900	12	20 A	Receptacle ELEV. LOBBY 320	24
25	Receptacle ELEV. LOBBY 320	20 A	12	720	360					12	20 A	Lighting	26
27	EV CHARGER	30 A	12			2500	720			12	20 A	Lighting	28
29								2500	180	12	20 A	Receptacle ELEV. E 240	30
31	CU-HC1	15 A	12	874	874					12	15 A	CU-HC2	32
33						874	874						34
35	DSS-STAIR	25 A	10					1612	2205	8	45 A	CU-HD2	36
37				1612	2205								38
39	CU-HD1	45 A	8			2205	360			12	20 A	Lighting ELEV. D 237	40
41								2205	1850	10	25 A	EUH-B	42
43	Lighting	20 A		360	1850								44
45	Space	--	--			--	1500			12	20 A	EUH-A	46
47	Space	--	--					--	1500				48
49				24333	0					--	20 A	Spare	50
51	H-D2	225 A				21650	0			--	20 A	Spare	52
53								19053	0	--	20 A	Spare	54
		Total Load:		50302 VA		47641 VA		39425 VA					
		Total Amps:		430 A		408 A		329 A					

Legend:

Load Classification	Connected Load	Demand Factor	Estimated...	Panel Totals	
HVAC	80114 VA	70.00%	56080 VA		
Lighting	3525 VA	125.00%	4406 VA	**Total Conn. Load:**	137367 VA
Other	1000 VA	100.00%	1000 VA	**Total Est. Demand:**	112424 VA
Power	0 VA	0.00%	0 VA	**Total Conn.:**	381 A
Receptacle	13500 VA	87.04%	11750 VA	**Total Est. Demand:**	312 A
Motor	29400 VA	100.00%	29400 VA		
Appliance	10000 VA	100.00%	10000 VA		

Notes:

Panel: H-D2

Location: SECTION E FIRST FLOOR
Supply From: H-D1
Mounting:
Enclosure:
Volts: 120/208 Wye
Phases: 3
Wires: 4
A.I.C. Rating: 10000
Mains Type: MLO
Mains Rating: 225 A
MCB Rating:

Notes:

CKT	Circuit Description	Trip	Wire Size	A		B		C		Wire Size	Trip	Circuit Description	CKT
1	Lighting	20 A	12	180	360					12	20 A	Lighting	2
3	Lighting	20 A	12			180	360			12	20 A	Lighting	4
5	Lighting	20 A	12					360	360	12	20 A	Lighting	6
7					360					12	20 A	Lighting	8
9	Lighting	20 A	12			180							10
11	Receptacle STORAGE-1 358-1	20 A	12					900	60		20 A	Lighting STAIR E 241	12
13	AHU-HE1	50 A	6		7205					6	50 A	AHU-HE1	14
15	Receptacle STORAGE-1 358-1	20 A	12			720	7205						16
17	Receptacle ELEV. E 240	20 A	12					180	240	12	20 A	Lighting ELEV. E 240	18
19	Receptacle ELEV. E 240	20 A	12	180	330					12	20 A	Lighting	20
21	Lighting	20 A	12			255	255			12	20 A	Lighting	22
23	AHU-HE2	50 A	6					7205	255	12	20 A	Lighting	24
25				7205	240					12	20 A	Lighting ELEV. E 366	26
27	ELEVATOR (SHUNT TRIP) VERIFY	90 A	3			4900	500			12	20 A	Power ELEV. E 366	28
29								4900	0	10	25 A	DSS-STAIR	30
31				4900	0								32
33	CU-HE2	30 A	8			1560	1560			8	30 A	CU-HE1	34
35								1560	1560				36
37	Receptacle	20 A	12	900	2500					10	30 A	EV CHARGER	38
39	EUH-A	20 A	12			1500	2500						40
41								1500	0	--	20 A	Spare	42
		Total Load:		24333 VA		21650 VA		19053 VA					
		Total Amps:		206 A		184 A		159 A					

Legend:

Load Classification	Connected Load	Demand Factor	Estimated...	Panel Totals	
HVAC	38061 VA	70.00%	26643 VA		
Lighting	1635 VA	125.00%	2044 VA	**Total Conn. Load:**	65037 VA
Other	500 VA	100.00%	500 VA	**Total Est. Demand:**	54008 VA
Power	0 VA	0.00%	0 VA	**Total Conn.:**	181 A
Receptacle	5220 VA	100.00%	5220 VA	**Total Est. Demand:**	150 A
Motor	14700 VA	100.00%	14700 VA		
Appliance	5000 VA	100.00%	5000 VA		

Notes:

ARCHITECTURE
LANDSCAPE ARCHITECTURE
ENERGY SERVICES
P. 913.831.1415
F. 913.831.1563
NSPJARCH.COM
© COPYRIGHT 2023

NSPJ ARCHITECTS, Inc.
3515 W. 75TH ST., SUITE 201
PRAIRIE VILLAGE, KS 66208

STATE OF MISSOURI
RICHARD R. BEARDMORE
NUMBER A-2007018010
PROFESSIONAL ENGINEER
04/28/2023

A NEW RESIDENTIAL COMMUNITY AT:
TRILOGY
800 & 810 NW WARD RD. | LEE'S SUMMIT, MO

DRAWING RELEASE LOG
• 03.15.2023 - PERMIT SUBMITTAL

REVISIONS
2 23 0428 ADD 1/CC 2

LS&A
Latimer Sommers & Associates P.A.
CONSULTING ENGINEERS
3639 SW Summerfield Drive, Suite A
Topeka, Kansas 6614-3974
8625 College Boulevard, Suite 103
Overland Park, Kansas 66210
Telephone: (785) 233-3232
Email: lsapa@lsapa.com
LSA PROJECT NO. 2204061

JOB NO. 705921
DATE 03.15.2023
DRAWN BY LSA CAD
4/28/2023 ADDENDUM 1/ CITY COMMENTS #2
SHEET NAME ELECTRICAL SCHEDULES
SHEET NO. E3.05

5/1/2023 3:50:20 PM

ARCH E1.30" x 42"

Panel: H-F1

Location: SECTION F FLOOR 1 | **Volts:** 120/208 Wye | **A.I.C. Rating:** 42000
Supply From: METER BANK 2-F | **Phases:** 3 | **Mains Type:** MLO
Mounting: | **Wires:** 4 | **Mains Rating:** 400 A
Enclosure: | **MCB Rating:**

Notes:

CKT	Circuit Description	Trip	Wire Size	A		B		C		Wire Size	Trip	Circuit Description	CKT
1	Lighting	20 A	12	360	360					12	20 A	Lighting	2
3	Lighting	20 A	12			360	180			12	20 A	Lighting	4
5	Lighting	20 A	12					360	45	12	20 A	Lighting Space 3352	6
7	Lighting	20 A	12	360	360					12	20 A	Lighting	8
9	Lighting	20 A	12			360	360			12	20 A	Lighting	10
11	Lighting	20 A	12					360	360	12	20 A	Lighting	12
13	Lighting	20 A	12	360	360					12	20 A	Lighting	14
15	Lighting	20 A	12			360	360			12	20 A	Lighting	16
17	Lighting	20 A	12					300	300	12	20 A	Lighting	18
19	Receptacle ELEV. F 243	20 A	12	360	720					12	20 A	Receptacle	20
21	Power ELEV. F 369	20 A	12			500	4900						22
23	Receptacle ELEV. LOBBY 377	20 A	12					720	4900	3	90 A	ELEVATOR (SHUNT TRIP) VERIFY	24
25	Receptacle ELEV. LOBBY 377	20 A	12	720	4900								26
27	Receptacle ELEV. LOBBY 377	20 A	12			720	9907			4	70 A	AHU-HF1	28
29	Receptacle MEP 613	20 A	12					1000	9907				30
31	Receptacle MEP 613	20 A	12	1000	180					12	20 A	Receptacle ELEV. F 243	32
33	Lighting	20 A	12			300	2205						34
35	CU-HF1	45 A	8					2205	2205	8	45 A	CU-HF2	36
37				2205	1350								38
39	DSS-STAIR	25 A	10			0	1350			10	25 A	DSS-IT	40
41								0	120	12	20 A	Lighting ELEV. F 243	42
43	Space	--	--	--	2500					8	30 A	EV CHARGER	44
45	Space	--	--			--	2500						46
47	Space	--	--					--	1500	12	20 A	EUH-A	48
49				13361	1500								50
51	PANEL F-2	225 A				20318	--			--	--	Space	52
53								23635	--	--	--	Space	54
		Total Load:		30956 VA		44665 VA		47880 VA					
		Total Amps:		258 A		390 A		417 A					

Legend:

Load Classification	Connected Load	Demand Factor	Estimated...	Panel Totals	
HVAC	78356 VA	70.00%	54849 VA		
Lighting	2745 VA	125.00%	3431 VA	**Total Conn. Load:**	123499 VA
Other	4452 VA	100.00%	4452 VA	**Total Est. Demand:**	96457 VA
Power	0 VA	0.00%	0 VA	**Total Conn.:**	343 A
Receptacle	18380 VA	77.20%	14190 VA	**Total Est. Demand:**	268 A
Motor	14700 VA	100.00%	14700 VA		
Appliance	5000 VA	100.00%	5000 VA		

Notes:

Panel: H-F2

Location: SECTION G FLOOR 1 | **Volts:** 120/208 Wye | **A.I.C. Rating:** 10000
Supply From: H-F1 | **Phases:** 3 | **Mains Type:** MLO
Mounting: | **Wires:** 4 | **Mains Rating:** 225 A
Enclosure: | **MCB Rating:**

Notes:

CKT	Circuit Description	Trip	Wire Size	A		B		C		Wire Size	Trip	Circuit Description	CKT
1	Receptacle	20 A	12	900	540					12	20 A	Receptacle MAINTENANCE 245	2
3	WATER HEATER - M	20 A	12			1976	6665			8	50 A	AHU-HG1	4
5								1976	6665				6
7	Lighting	20 A	12	360	360					12	20 A	Lighting	8
9	Lighting	20 A	12			360	360			12	20 A	Lighting	10
11	Lighting	20 A	12					360	5584	8	40 A	AHU-HH1	12
13	DSS-MAINT	25 A	10	1350	5584								14
15						1350	6665			8	50 A	AHU-HG2	16
17	CU-HG1	15 A	12					874	6665				18
19				874	874								20
21	Lighting	20 A	12			330	874			12	15 A	CU-HG2	22
23	Lighting	20 A	12					330	360	12	20 A	Lighting	24
25	Receptacle ELEV. LOBBY 419	20 A	12	720	360					12	20 A	Lighting	26
27	Receptacle MAINTENANCE 245	20 A	12			540	330			12	20 A	Lighting	28
29	Other MAINTENANCE 245	20 A	12					60	630	12	20 A	Lighting ELEV. LOBBY 409	30
31	Lighting	20 A	12	360	720					12	20 A	Receptacle ELEV. LOBBY 419	32
33	Lighting	20 A	12			180	720			12	20 A	Receptacle ELEV. LOBBY 419	34
35	Spare	20 A	--					0	180	12	20 A	Receptacle MAINTENANCE 245	36
37	Spare	20 A	--	0	360					12	20 A	Lighting	38
39	Spare	20 A	--			0	--			--	--	Space	40
41	Spare	20 A	--					0	--	--	--	Space	42
43	Spare	20 A	--	0	--					--	--	Space	44
45	Spare	20 A	--			0	--			--	--	Space	46
47	Spare	20 A	--					0	--	--	--	Space	48
49	Spare	20 A	--	0	--					--	--	Space	50
51	Spare	20 A	--			0	--			--	--	Space	52
53	Spare	20 A	--					0	--	--	--	Space	54
		Total Load:		13361 VA		20318 VA		23635 VA					
		Total Amps:		111 A		178 A		206 A					

Legend:

Load Classification	Connected Load	Demand Factor	Estimated...	Panel Totals	
HVAC	44022 VA	70.00%	30816 VA		
Lighting	1680 VA	125.00%	2100 VA	**Total Conn. Load:**	57313 VA
Other	3952 VA	100.00%	3952 VA	**Total Est. Demand:**	44508 VA
Power	0 VA	0.00%	0 VA	**Total Conn.:**	159 A
Receptacle	7740 VA	100.00%	7740 VA	**Total Est. Demand:**	124 A

Notes:

Panel: H-J1

Location: SECTION J FLOOR 1 | **Volts:** 120/208 Wye | **A.I.C. Rating:** 42000
Supply From: | **Phases:** 3 | **Mains Type:** MLO
Mounting: | **Wires:** 4 | **Mains Rating:** 400 A
Enclosure: | **MCB Rating:**

Notes:

CKT	Circuit Description	Trip	Wire Size	A		B		C		Wire Size	Trip	Circuit Description	CKT
1	Other BIKE STORAGE 138	20 A	12	0	360					12	20 A	Lighting	2
3	Lighting	20 A	12			360	360			12	20 A	Lighting	4
5	Lighting	20 A	12					360	360	12	20 A	Lighting	6
7	Lighting	20 A	12	315	360					12	20 A	Lighting	8
9	Lighting	20 A	12			360	180			12	20 A	Lighting	10
11	Lighting STAIR J 248	20 A	12					0	360	12	20 A	Lighting	12
13	Lighting	20 A	12	180	360					12	20 A	Lighting	14
15	AHU-HJ1	70 A	4			9907	540			12	20 A	Receptacle DOG SPA 438	16
17								9907	0	12	20 A	Lighting	18
19	CU-HJ2	30 A	8	1560	0					12	20 A	Lighting	20
21						1560	7205						22
23	Lighting ELEV. LOBBY 458	20 A	12					570	7205	6	50 A	AHU-HJ2	24
25	Lighting	20 A	12	195	285					12	20 A	Lighting	26
27	ELEVATOR (SHUNT TRIP) VEFIFY	90 A	3			4900	500			12	20 A	Power ELEV. J 467	28
29								4900	480	12	20 A	Lighting ELEV. J 249	30
31				4900	720					12	20 A	Receptacle STORAGE 439	32
33	Receptacle STORAGE 439	20 A	12			720	720			12	20 A	Receptacle STORAGE 439	34
35	Receptacle ELEV. J 249	20 A	12					360	180	12	20 A	Receptacle ELEV. J 249	36
37	DSS-STAIR	25 A	10	1613	720					12	20 A	Receptacle	38
39						1613	720			12	20 A	Receptacle	40
41	Lighting	20 A	12					360	360	12	20 A	Lighting	42
43	Lighting	20 A	12	360	2500					8	30 A	EV CHARGER	44
45	Lighting	20 A	12			360	2500						46
47	CU-HJ1	45 A	8					2205	195	12	20 A	Lighting	48
49				2205	26990								50
51	EUH-A	20 A	12			1500	14073			225 A		PANEL H-J2	52
53								1500	25581				54
		Total Load:		43584 VA		48078 VA		54823 VA					
		Total Amps:		363 A		406 A		463 A					

Legend:

Load Classification	Connected Load	Demand Factor	Estimated...	Panel Totals	
HVAC	89452 VA	70.00%	62616 VA		
Lighting	3105 VA	125.00%	3881 VA	**Total Conn. Load:**	146485 VA
Other	1000 VA	100.00%	1000 VA	**Total Est. Demand:**	118550 VA
Power	0 VA	0.00%	0 VA	**Total Conn.:**	407 A
Receptacle	13680 VA	86.55%	11840 VA	**Total Est. Demand:**	329 A
Motor	29400 VA	100.00%	29400 VA		
Appliance	10000 VA	100.00%	10000 VA		

Notes:

ELECTRICAL PANEL SCHEDULE

PANEL: S1, A1 | POLES: 20 | MOUNTING: FLUSH
BUS: 100A. | MAINS: MLO | VOLTAGE: 120/208 | PHASE/WIRE: 1 Ph 3 Wire | KAIC:10K

CIRCUIT NUMBERS	DESCRIPTION	AMPS	POLES	QUANTITY
1, 3	RANGE	40	2	1
5, 7, 13, 15	WATER HEATER, DRYER	30	2	2
9, 11	AHU	30	2	1
17, 19	CONDENSING UNIT	20	2	1
2	LIGHTS AND RECEPTACLES	20	1	1
4-14 EVEN, 18	ARC-FAULT LIGHTS AND RECEPTACLES	20	1	7
16	WASHER - COMBINATION GFI/ARC-FAULT	20	1	1
20	SPARE	20	1	1

ELECTRICAL PANEL SCHEDULE

PANEL: A2, A3, A4 | POLES: 20 | MOUNTING: FLUSH
BUS: 100A. | MAINS: MLO | VOLTAGE: 120/208 | PHASE/WIRE: 1 Ph 3 Wire | KAIC:10K

CIRCUIT NUMBERS	DESCRIPTION	AMPS	POLES	QUANTITY
1, 3	RANGE	40	2	1
5, 7, 13, 15	WATER HEATER, DRYER	30	2	2
9, 11	AHU	30	2	1
17, 19	CONDENSING UNIT	20	2	1
2	LIGHTS AND RECEPTACLES	20	1	1
4-14 EVEN, 18	ARC-FAULT LIGHTS AND RECEPTACLES	20	1	7
16	WASHER - COMBINATION GFI/ARC-FAULT	20	1	1
20	SPARE	20	1	1

ELECTRICAL PANEL SCHEDULE

PANEL: B1, B3 | POLES: 20 | MOUNTING: FLUSH
BUS: 100A. | MAINS: MLO | VOLTAGE: 120/208 | PHASE/WIRE: 1 Ph 3 Wire | KAIC:10K

CIRCUIT NUMBERS	DESCRIPTION	AMPS	POLES	QUANTITY
1, 3	RANGE	40	2	1
5, 7, 13, 15	WATER HEATER, DRYER	30	2	2
9, 11	AHU	40	2	1
17, 19	CONDENSING UNIT	15	2	1
2	LIGHTS AND RECEPTACLES	20	1	1
4-14 EVEN, 18, 20	ARC-FAULT LIGHTS AND RECEPTACLES	20	1	8
16	WASHER - COMBINATION GFI/ARC-FAULT	20	1	1
21	SPARE	20	1	1

ELECTRICAL PANEL SCHEDULE

PANEL: B2 | POLES: 24 | MOUNTING: FLUSH
BUS: 100A. | MAINS: MLO | VOLTAGE: 120/208 | PHASE/WIRE: 1 Ph 3 Wire | KAIC:10K

CIRCUIT NUMBERS	DESCRIPTION	AMPS	POLES	QUANTITY
1, 3	RANGE	40	2	1
5, 7, 13, 15	WATER HEATER, DRYER	30	2	2
9, 11	AHU	40	2	1
17, 19	CONDENSING UNIT	15	2	1
2, 22	LIGHTS AND RECEPTACLES	20	1	2
4-14, 18-22 EVEN	ARC-FAULT LIGHTS AND RECEPTACLES	20	1	9
16	WASHER - COMBINATION GFI/ARC-FAULT	20	1	1
21	SPARE	20	1	3

ELECTRICAL PANEL SCHEDULE

PANEL: B4 | POLES: 20 | MOUNTING: FLUSH
BUS: 100A. | MAINS: MLO | VOLTAGE: 120/208 | PHASE/WIRE: 1 Ph 3 Wire | KAIC:10K

CIRCUIT NUMBERS	DESCRIPTION	AMPS	POLES	QUANTITY
1, 3	RANGE	40	2	1
5, 7, 13, 15	WATER HEATER, DRYER	30	2	2
9, 11	AHU	50	2	1
17, 19	CONDENSING UNIT	25	2	1
2	LIGHTS AND RECEPTACLES	20	1	1
4-14 EVEN, 18, 20	ARC-FAULT LIGHTS AND RECEPTACLES	20	1	8
16	WASHER - COMBINATION GFI/ARC-FAULT	20	1	1
21	SPARE	20	1	1

ELECTRICAL PANEL SCHEDULE

PANEL: C1, C3 | POLES: 24 | MOUNTING: FLUSH
BUS: 110A. | MAINS: MLO | VOLTAGE: 120/208 | PHASE/WIRE: 1 Ph 3 Wire | KAIC:10K

CIRCUIT NUMBERS	DESCRIPTION	AMPS	POLES	QUANTITY
1, 3	RANGE	40	2	1
5, 7, 13, 15	WATER HEATER, DRYER	30	2	2
9, 11	AHU	40	2	1
17, 19	CONDENSING UNIT	15	2	1
2, 22	LIGHTS AND RECEPTACLES	20	1	2
4-14, 18-22 EVEN	ARC-FAULT LIGHTS AND RECEPTACLES	20	1	9
16	WASHER - COMBINATION GFI/ARC-FAULT	20	1	1
21	SPARE	20	1	1

ELECTRICAL PANEL SCHEDULE

PANEL: C2, C4 | POLES: 24 | MOUNTING: FLUSH
BUS: 110A. | MAINS: MLO | VOLTAGE: 120/208 | PHASE/WIRE: 1 Ph 3 Wire | KAIC:10K

CIRCUIT NUMBERS	DESCRIPTION	AMPS	POLES	QUANTITY
1, 3	RANGE	40	2	1
5, 7, 13, 15	WATER HEATER, DRYER	30	2	2
9, 11	AHU	50	2	1
17, 19	CONDENSING UNIT	25	2	1
2, 22	LIGHTS AND RECEPTACLES	20	1	2
4-14, 18-22 EVEN	ARC-FAULT LIGHTS AND RECEPTACLES	20	1	9
16	WASHER - COMBINATION GFI/ARC-FAULT	20	1	1
21	SPARE	20	1	1

ELECTRICAL PANEL SCHEDULE

PANEL: D1 | POLES: 24 | MOUNTING: FLUSH
BUS: 110A. | MAINS: MLO | VOLTAGE: 120/208 | PHASE/WIRE: 1 Ph 3 Wire | KAIC:10K

CIRCUIT NUMBERS	DESCRIPTION	AMPS	POLES	QUANTITY
1, 3	RANGE	40	2	1
5, 7, 13, 15	WATER HEATER, DRYER	30	2	2
9, 11	AHU	50	2	1
17, 19	CONDENSING UNIT	30	2	1
2, 22	LIGHTS AND RECEPTACLES	20	1	2
4-14, 18-22 EVEN	ARC-FAULT LIGHTS AND RECEPTACLES	20	1	9
16	WASHER - COMBINATION GFI/ARC-FAULT	20	1	1
21	SPARE	20	1	1

ELECTRICAL PANEL SCHEDULE

PANEL:PH | POLES: 24 | MOUNTING: FLUSH
BUS: 110A. | MAINS: MLO | VOLTAGE: 120/208 | PHASE/WIRE: 1 Ph 3 Wire | KAIC:10K

CIRCUIT NUMBERS	DESCRIPTION	AMPS	POLES	QUANTITY
1, 3	RANGE	40	2	1
5, 7, 13, 15	WATER HEATER, DRYER	30	2	2
9, 11	AHU	50	2	1
17, 19	CONDENSING UNIT	30	2	1
2, 22	LIGHTS AND RECEPTACLES	20	1	2
4-14, 18-22 EVEN, 21	ARC-FAULT LIGHTS AND RECEPTACLES	20	1	10
16	WASHER - COMBINATION GFI/ARC-FAULT	20	1	1
23	SPARE	20	1	1

ELECTRICAL PANEL SCHEDULE

PANEL: GS | POLES: 20 | MOUNTING: FLUSH
BUS: 100A. | MAINS: MLO | VOLTAGE: 120/208 | PHASE/WIRE: 1 Ph 3 Wire | KAIC:10K

CIRCUIT NUMBERS	DESCRIPTION	AMPS	POLES	QUANTITY
1, 3	RANGE	40	2	1
5, 7, 13, 15	WATER HEATER, DRYER	30	2	2
9, 11	AHU	30	2	1
17, 19	CONDENSING UNIT	15	2	1
2	LIGHTS AND RECEPTACLES	20	1	1
4-14 EVEN, 18	ARC-FAULT LIGHTS AND RECEPTACLES	20	1	7
16	WASHER - COMBINATION GFI/ARC-FAULT	20	1	1
20	SPARE	20	1	1

Panel: H-J2

Location: SEGMENT G FLOOR 2 | **Volts:** 120/208 Wye | **A.I.C. Rating:** 10000
Supply From: H-J1 | **Phases:** 3 | **Mains Type:** MLO
Mounting: | **Wires:** 4 | **Mains Rating:** 225 A
Enclosure: | **MCB Rating:**

Notes:

CKT	Circuit Description	Trip	Wire Size	A		B		C		Wire Size	Trip	Circuit Description	CKT
1	Lighting ELEV. G 275	20 A	12	240	697					12	15 A	CU-HH1	2
3	DSS-STAIR	25 A	10			1612	697						4
5								1612	874	12	15 A	CU-HG3	6
7	CU-HG4	15 A	12	874	874								8
9						874	360			12	20 A	Receptacle ELEV. G 275	10
11	Receptacle ELEV. G 275	20 A	12					180	0	12	20 A	Lighting STAIR G 246	12
13	Lighting	20 A	12	360	3700					10	25 A	EUH-B	14
15	Lighting	20 A	12			360	4900						16
17	Power ELEV. G 410	20 A	12					500	4900	3	90 A	ELEVATOR (SHUNT TRIP) VERIFY	18
19	Lighting	20 A	12	240	4900								20
21	Receptacle	20 A	12			720	2500			8	30 A	EV CHARGER	22
23	Lighting	20 A	12					195	2500				24
25	Receptacle Space 3702	20 A	12	900	900					12	20 A	Receptacle Space 3702	26
27	Lighting	20 A	12			195	195			12	20 A	Lighting Space 2742	28
29	AHU-HG4	50 A	8					6665	6665	8	50 A	AHU-HG3	30
31				6665	6665								32
33	Lighting	20 A	12			180	1500			12	20 A	EUH-A	34
35	Spare	20 A	--					0	1500				36
37	Spare	20 A	--	0	--					--	--	Space	38
39	Spare	20 A	--			0	--			--	--	Space	40
41	Spare	20 A	--					0	--	--	--	Space	42
		Total Load:		26990 VA		14073 VA		25581 VA					
		Total Amps:		240 A		117 A		228 A					

Legend:

Load Classification	Connected Load	Demand Factor	Estimated...	Panel Totals	
HVAC	41472 VA	70.00%	29030 VA		
Lighting	1065 VA	125.00%	1331 VA	**Total Conn. Load:**	66644 VA
Other	500 VA	100.00%	500 VA	**Total Est. Demand:**	54456 VA
Power	0 VA	0.00%	0 VA	**Total Conn.:**	185 A
Receptacle	3960 VA	100.00%	3960 VA	**Total Est. Demand:**	151 A
Motor	14700 VA	100.00%	14700 VA		
Appliance	5000 VA	100.00%	5000 VA		

Notes:

ARCHITECTURE
LANDSCAPE ARCHITECTURE
ENERGY SERVICES
P. 913.831.1415
F. 913.831.1563
NSPJARCH.COM
© COPYRIGHT 2023

NSPJ ARCHITECTS
3515 W. 75TH ST., SUITE 201
PRAIRIE VILLAGE, KS 66208

STATE OF MISSOURI
RICHARD R. BEARDMORE
NUMBER A-2007018010
PROFESSIONAL ENGINEER
04/28/2023

A NEW RESIDENTIAL COMMUNITY AT:
TRILOGY
800 & 810 NW WARD RD. | LEE'S SUMMIT, MO

DRAWING RELEASE LOG
- 03.15.2023 - PERMIT SUBMITTAL

REVISIONS
2 23.0428 ADD 1/CC 2

LS&A Lattner Sommers & Associates P.A.
CONSULTING ENGINEERS
3639 SW Summerfield Drive, Suite A
Topeka, Kansas 6614-2874
8625 College Boulevard, Suite 102
Overland Park, Kansas 66210
Telephone: (785) 233-3232
Email: lsapa@lsapa.com
LSA PROJECT NO. 2204061

JOB NO. 705921 | DATE 03.15.2023
DRAWN BY LSA CAD
4/28/2023 ADDENDUM 1/ CITY COMMENTS #2
SHEET NAME ELECTRICAL SCHEDULES
SHEET NO. E3.06

5/1/2023 3:50:24 PM

ARCH E1.30" x 42"

LEGEND:
(1) PROVIDE 3/4"X4'X8' A-C FIRE RETARDANT PLYWOOD ON WALL, INSTALLED 6" AFF FASTEN SECURELY. PAINT PLYWOOD WITH (2) COATS OF, LOW GLOSS, LIGHT COLORED PAINT.
(2) TMGB: 1/4"x4"x16" BUSBAR, HARGER GROUND BAR TGBI14416TMGBKT OR EQUAL PROVIDE #3/0 MAIN ELECTRICAL SERVICE GROUND.
(3) TGB: 1/4"x4"x12" BUSBAR, HARGER GROUND BAR TGBI14412TMGBKT OR EQUAL PROVIDE #1/0 TO TMGB IN MDF.
(4) (2) 2" EMT CONDUITS FOR VOICE/DATA BACKBONE CABLING.
(5) 2" EMT CONDUIT TO WEATHERHEAD ON ROOF FOR POTENTIAL FUTURE EMERGENCY RESPONDER RADIO COVERAGE SYSTEM (ERRCS) CABLING PATHWAY. REFER TO WEATHERHEAD DETAIL.

1 BUILDING 1 - OVERALL 1ST FLOORPLAN

TELECOM

1/16" = 1'-0"

NSPJ ARCHITECTS
ARCHITECTURE LANDSCAPE ARCHITECTURE ENERGY SERVICES
3515 W. 75TH ST., SUITE 201
PRAIRIE VILLAGE, KS 66208
P. 913.831.1415
F. 913.831.1563
NSPJARCH.COM

© COPYRIGHT 2023

STATE OF MISSOURI — RICHARD R. BEARDMORE — NUMBER A-2007018 — PROFESSIONAL ENGINEER

04/28/2023

A NEW RESIDENTIAL COMMUNITY AT:

TRILOGY

800 & 810 NW WARD RD. | LEE'S SUMMIT, MO

DRAWING RELEASE LOG
- 03.15.2023 - PERMIT SUBMITTAL

REVISIONS
2 23.0428 ADD 1/CC 2

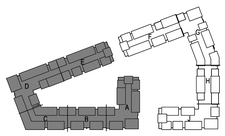

NORTH

KEY PLAN

NO SCALE

LS&A
Lattimer Sommers & Associates P.A.
CONSULTING ENGINEERS
3639 SW Summerfield Drive, Suite A
Topeka, Kansas 6614-3974
8625 College Boulevard, Suite 103
Overland Park, Kansas 66210
Telephone: (785) 233-3232
Email: lsapa@lsapa.com
LSA PROJECT NO. 2204061

JOB NO. 705921 DATE 03.15.2023
DRAWN BY LSA CAD
4/28/2023 ADDENDUM 1/ CITY COMMENTS #2

SHEET NAME
BUILDING 1 - OVERALL 1ST FLOORPLAN

SHEET NO.
T1.01

5/1/2023 3:32:26 PM

ARCH E1.30" x 42"

LEGEND:
(1) PROVIDE 3/4"X4'X8' A-C FIRE RETARDANT PLYWOOD ON WALL, INSTALLED 6" AFF FASTEN SECURELY. PAINT PLYWOOD WITH (2) COATS OF, LOW GLOSS, LIGHT COLORED PAINT.
(2) TMGB: 1/4"x4"x16" BUSBAR, HARGER GROUND BAR TGBI14416TMGBKT OR EQUAL PROVIDE #3/0 MAIN ELECTRICAL SERVICE GROUND.
(3) TGB: 1/4"x4"x12" BUSBAR, HARGER GROUND BAR TGBI14412TMGBKT OR EQUAL PROVIDE #1/0 TO TMGB IN MDF.
(4) (2) 2" EMT CONDUITS FOR VOICE/DATA BACKBONE CABLING.
(5) 2" EMT CONDUIT TO WEATHERHEAD ON ROOF FOR POTENTIAL FUTURE EMERGENCY RESPONDER RADIO COVERAGE SYSTEM (ERRCS) CABLING PATHWAY. REFER TO WEATHERHEAD DETAIL.

NORTH

1 BUILDING 1 - OVERALL 2ND FLOORPLAN

TELECOM
1/16" = 1'-0"

NSPJ ARCHITECTS
ARCHITECTURE LANDSCAPE ARCHITECTURE ENERGY SERVICES
3515 W. 75TH ST., SUITE 201
PRAIRIE VILLAGE, KS 66208
P. 913.831.1415
F. 913.831.1563
NSPJARCH.COM

© COPYRIGHT 2023

STATE OF MISSOURI
RICHARD R. BEARDMORE
NUMBER
PROFESSIONAL ENGINEER

03/15/2023

A NEW RESIDENTIAL COMMUNITY AT:
TRILOGY
800 & 810 NW WARD RD. | LEE'S SUMMIT, MO

DRAWING RELEASE LOG
• 03.15.2023 - PERMIT SUBMITTAL

△REVISIONS

KEY PLAN

NORTH

LS&A
Latimer Sommers & Associates P.A.
CONSULTING ENGINEERS
3639 SW Summerfield Drive, Suite A
Topeka, Kansas 6614-3974
8625 College Boulevard, Suite 103
Overland Park, Kansas 66210
Telephone: (785) 233-3232
Email: lsapa@lsapa.com

LSA PROJECT NO. 2204061

JOB NO. 705921
DATE 03.15.2023
DRAWN BY LSA CAD

4/11/2023
CITY COMMENTS

SHEET NAME
BUILDING 1 - OVERALL 2ND FLOORPLAN
SHEET NO.
T1.02

4/13/2023 5:12:11 PM

ARCH E1.30" x 42"

LEGEND:
(1) PROVIDE 3/4"X4'X8' A-C FIRE RETARDANT PLYWOOD ON WALL, INSTALLED 6" AFF FASTEN SECURELY. PAINT PLYWOOD WITH (2) COATS OF, LOW GLOSS, LIGHT COLORED PAINT.
(2) TMGB: 1/4"x4"x16" BUSBAR, HARGER GROUND BAR TGBI14416TMGBKT OR EQUAL PROVIDE #3/0 MAIN ELECTRICAL SERVICE GROUND.
(3) TGB: 1/4"x4"x12" BUSBAR, HARGER GROUND BAR TGBI14412TMGBKT OR EQUAL PROVIDE #1/0 TO TMGB IN MDF.
(4) (2) 2" EMT CONDUITS FOR VOICE/DATA BACKBONE CABLING.
(5) 2" EMT CONDUIT TO WEATHERHEAD ON ROOF FOR POTENTIAL FUTURE EMERGENCY RESPONDER RADIO COVERAGE SYSTEM (ERRCS) CABLING PATHWAY. REFER TO WEATHERHEAD DETAIL.

NORTH

1 BUILDING 1 - OVERALL 3RD FLOORPLAN

TELECOM
1/16" = 1'-0"

NSPJ ARCHITECTS
ARCHITECTURE LANDSCAPE ARCHITECTURE ENERGY SERVICES
3515 W. 75TH ST., SUITE 201
PRAIRIE VILLAGE, KS 66208
P. 913.831.1415
F. 913.831.1563
NSPJARCH.COM

© COPYRIGHT 2023

STATE OF MISSOURI
RICHARD R. BEARDMORE
NUMBER
PROFESSIONAL ENGINEER

03/15/2023

A NEW RESIDENTIAL COMMUNITY AT:

TRILOGY

800 & 810 NW WARD RD. | LEE'S SUMMIT, MO

DRAWING RELEASE LOG
• 03.15.2023 - PERMIT SUBMITTAL

△REVISIONS

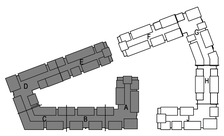

NORTH

KEY PLAN

LS&A
Latimer Sommers & Associates P.A.
CONSULTING ENGINEERS
3639 SW Summerfield Drive, Suite A
Topeka, Kansas 66614-3974
8625 College Boulevard, Suite 102
Overland Park, Kansas 66210
Telephone: (785) 233-3232
Email: lsapa@lsapa.com
LSA PROJECT NO. 2204061

JOB NO. 705921
DATE 03.15.2023
DRAWN BY LSA CAD
4/11/2023 CITY COMMENTS
SHEET NAME BUILDING 1 - OVERALL 3RD FLOORPLAN
SHEET NO. T1.03

4/13/2023 9:12:15 PM

ARCH E1.30" x 42"

LEGEND:
(1) PROVIDE 3/4"X4'X8' A-C FIRE RETARDANT PLYWOOD ON WALL, INSTALLED 6" AFF FASTEN SECURELY. PAINT PLYWOOD WITH (2) COATS OF, LOW GLOSS, LIGHT COLORED PAINT.
(2) TMGB: 1/4"x4"x16" BUSBAR, HARGER GROUND BAR TGBI14416TMGBKT OR EQUAL PROVIDE #3/0 MAIN ELECTRICAL SERVICE GROUND.
(3) TGB: 1/4"x4"x12" BUSBAR, HARGER GROUND BAR TGBI14412TMGBKT OR EQUAL PROVIDE #1/0 TO TMGB IN MDF.
(4) (2) 2" EMT CONDUITS FOR VOICE/DATA BACKBONE CABLING.
(5) 2" EMT CONDUIT TO WEATHERHEAD ON ROOF FOR POTENTIAL FUTURE EMERGENCY RESPONDER RADIO COVERAGE SYSTEM (ERRCS) CABLING PATHWAY. REFER TO WEATHERHEAD DETAIL.

1 BUILDING 1 - OVERALL 4TH FLOORPLAN

TELECOM
1/16" = 1'-0"

NORTH

NSPJ ARCHITECTS
ARCHITECTURE LANDSCAPE ARCHITECTURE ENERGY SERVICES
3515 W. 75TH ST., SUITE 201
PRAIRIE VILLAGE, KS 66208
P. 913.831.1415
F. 913.831.1563
NSPJARCH.COM

© COPYRIGHT 2023

STATE OF MISSOURI
RICHARD R. BEARDMORE
NUMBER
PROFESSIONAL ENGINEER

03/15/2023

A NEW RESIDENTIAL COMMUNITY AT:

TRILOGY

800 & 810 NW WARD RD. | LEE'S SUMMIT, MO

DRAWING RELEASE LOG
• 03.15.2023 - PERMIT SUBMITTAL

△REVISIONS

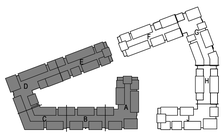

NORTH

KEY PLAN

LS&A
Latimer Sommers & Associates P.A.
CONSULTING ENGINEERS
3639 SW Summerfield Drive, Suite A
Topeka, Kansas 66614-3974
8625 College Boulevard, Suite 102
Overland Park, Kansas 66210
Telephone: (785) 233-3232
Email: lsapa@lsapa.com
LSA PROJECT NO. 2204061

JOB NO. 705921
DATE 03.15.2023
DRAWN BY LSA CAD
4/11/2023 CITY COMMENTS
SHEET NAME BUILDING 1 - OVERALL 4TH FLOORPLAN
SHEET NO. T1.04

4/13/2023 9:12:19 PM

ARCH E1.50" x 42"

LEGEND:
(1) PROVIDE 3/4"X4'X8' A-C FIRE RETARDANT PLYWOOD ON WALL, INSTALLED 6" AFF FASTEN SECURELY. PAINT PLYWOOD WITH (2) COATS OF, LOW GLOSS, LIGHT COLORED PAINT.
(2) TMGB: 1/4"x4"x16" BUSBAR, HARGER GROUND BAR TGBI14416TMGBKT OR EQUAL PROVIDE #3/0 MAIN ELECTRICAL SERVICE GROUND.
(3) TGB: 1/4"x4"x12" BUSBAR, HARGER GROUND BAR TGBI14412TMGBKT OR EQUAL PROVIDE #1/0 TO TMGB IN MDF.
(4) (2) 2" EMT CONDUITS FOR VOICE/DATA BACKBONE CABLING.
(5) 2" EMT CONDUIT TO WEATHERHEAD ON ROOF FOR POTENTIAL FUTURE EMERGENCY RESPONDER RADIO COVERAGE SYSTEM (ERRCS) CABLING PATHWAY. REFER TO WEATHERHEAD DETAIL.

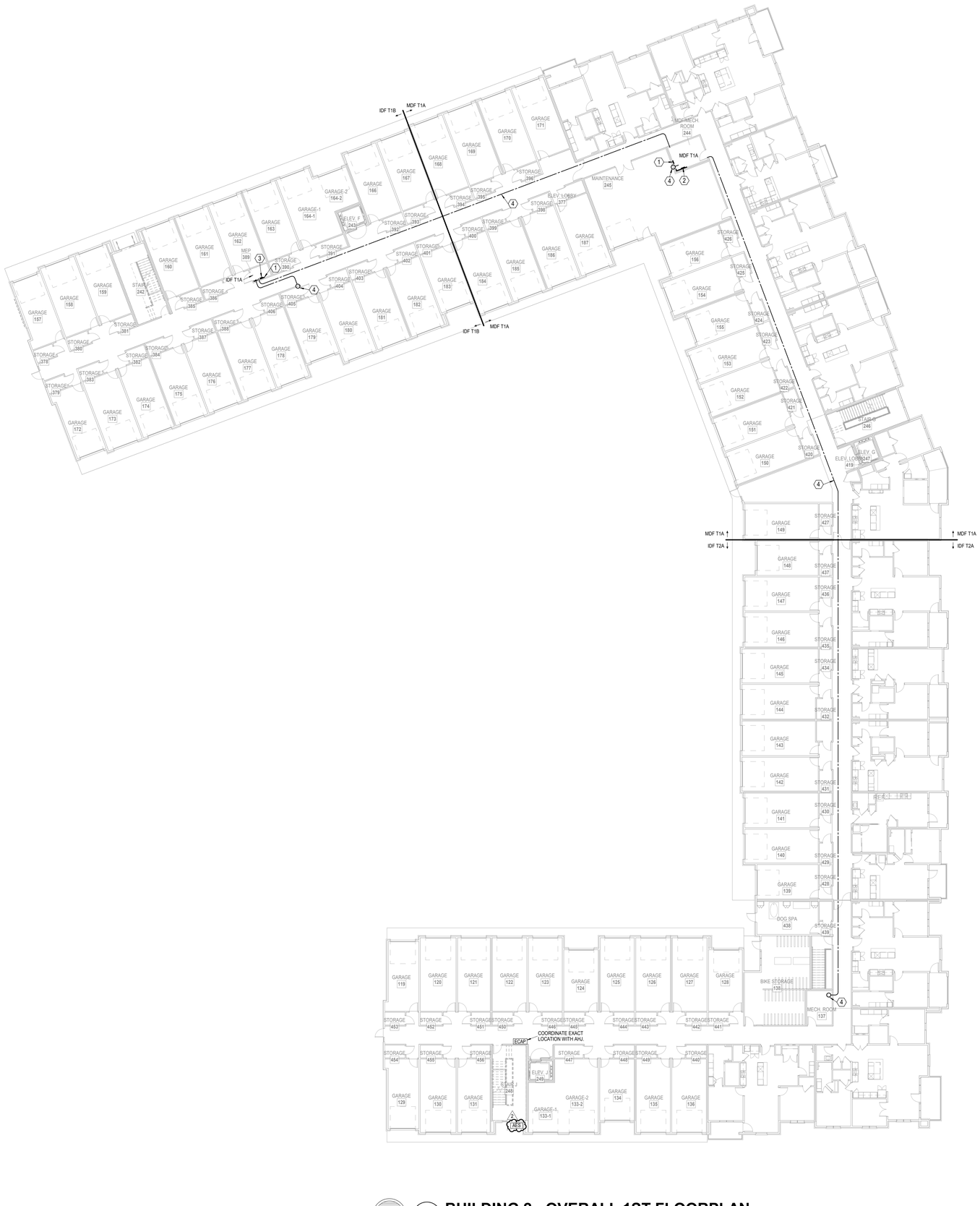

1 **BUILDING 2 - OVERALL 1ST FLOORPLAN**
TELECOM
1/16" = 1'-0"

2 **BUILDING 2 - OVERALL BASEMENT**
TELECOM
1/16" = 1'-0"

NORTH

NSPJ ARCHITECTS, Inc.
ARCHITECTURE LANDSCAPE ARCHITECTURE ENERGY SERVICES
3515 W. 75TH ST., SUITE 201
PRAIRIE VILLAGE, KS 66208
P. 913.831.1415
F. 913.831.1563
NSPJARCH.COM

© COPYRIGHT 2023

STATE OF MISSOURI
RICHARD R. BEARDMORE
NUMBER
PROFESSIONAL ENGINEER

04/28/2023

A NEW RESIDENTIAL COMMUNITY AT:

TRILOGY

800 & 810 NW WARD RD. | LEE'S SUMMIT, MO

DRAWING RELEASE LOG
• 03.15.2023 - PERMIT SUBMITTAL

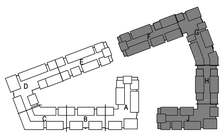

NORTH

KEY PLAN
NO SCALE

△REVISIONS
2 23.0428 ADD 1/CC 2

LS&A Latimer Sommers & Associates P.A.
CONSULTING ENGINEERS
3639 SW Summerfield Drive, Suite A
Topeka, Kansas 66614-3974
8625 College Boulevard, Suite 102
Overland Park, Kansas 66210
Telephone: (785) 233-3232
Email: lsapa@lsapa.com
LSA PROJECT NO. 2204061

JOB NO. 705921
DATE 03.15.2023
DRAWN BY LSA CAD
4/28/2023 ADDENDUM 1/ CITY COMMENTS #2
SHEET NAME BUILDING 2 - OVERALL BSMT & 1ST FLOORPLAN
SHEET NO. T1.05

5/1/2023 3:52:30 PM

ARCH E1.30" x 42"

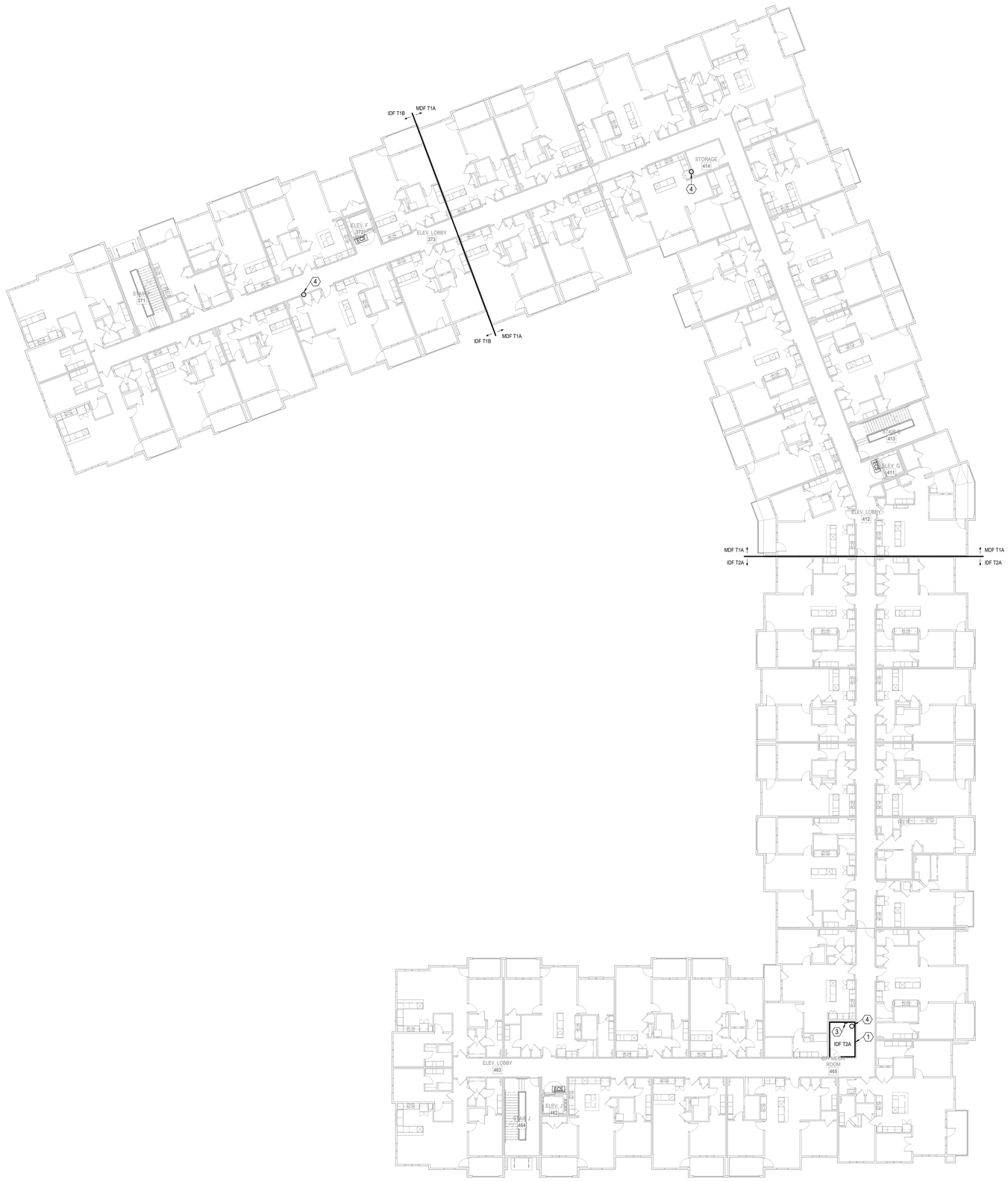

1 **BUILDING 2 - OVERALL 2ND FLOORPLAN**
TELECOM
1/16" = 1'-0"

NORTH

LEGEND:
(1) PROVIDE 3/4"X4'X8' A-C FIRE RETARDANT PLYWOOD ON WALL, INSTALLED 6" AFF FASTEN SECURELY. PAINT PLYWOOD WITH (2) COATS OF, LOW GLOSS, LIGHT COLORED PAINT.
(2) TMGB: 1/4"x4"x16" BUSBAR, HARGER GROUND BAR TGBI14416TMGBKT OR EQUAL PROVIDE #3/0 MAIN ELECTRICAL SERVICE GROUND.
(3) TGB: 1/4"x4"x12" BUSBAR, HARGER GROUND BAR TGBI14412TMGBKT OR EQUAL PROVIDE #1/0 TO TMGB IN MDF.
(4) (2) 2" EMT CONDUITS FOR VOICE/DATA BACKBONE CABLING.
(5) 2" EMT CONDUIT TO WEATHERHEAD ON ROOF FOR POTENTIAL FUTURE EMERGENCY RESPONDER RADIO COVERAGE SYSTEM (ERRCS) CABLING PATHWAY. REFER TO WEATHERHEAD DETAIL.

NSPJ
ARCHITECTS, Inc.
3515 W. 75TH ST., SUITE 201
PRAIRIE VILLAGE, KS 66208
P. 913.831.1415
F. 913.831.1563
NSPJARCH.COM
ARCHITECTURE LANDSCAPE ARCHITECTURE ENERGY SERVICES

© COPYRIGHT 2023

STATE OF MISSOURI
RICHARD R. BEARDMORE
NUMBER
PROFESSIONAL ENGINEER
03/15/2023

A NEW RESIDENTIAL COMMUNITY AT:
TRILOGY
800 & 810 NW WARD RD. | LEE'S SUMMIT, MO

DRAWING RELEASE LOG
• 03.15.2023 - PERMIT SUBMITTAL

△REVISIONS

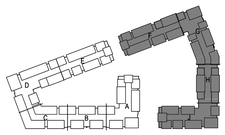

NORTH

KEY PLAN

LS&A
Lastimer Sommers & Associates P.A.
CONSULTING ENGINEERS
3639 SW Summerfield Drive, Suite A
Topeka, Kansas 6614-3974
8625 College Boulevard, Suite 102
Overland Park, Kansas 66210
Telephone: (785) 233-3232
Email: lsapa@lsapa.com
LSA PROJECT NO. 2204061

JOB NO. 705921
DATE 03.15.2023
DRAWN BY LSA CAD
4/11/2023 CITY COMMENTS
SHEET NAME BUILDING 2 - OVERALL 2ND FLOORPLAN
SHEET NO. T1.06

4/13/2023 1:12:28 PM

ARCH E1.30" x 42"

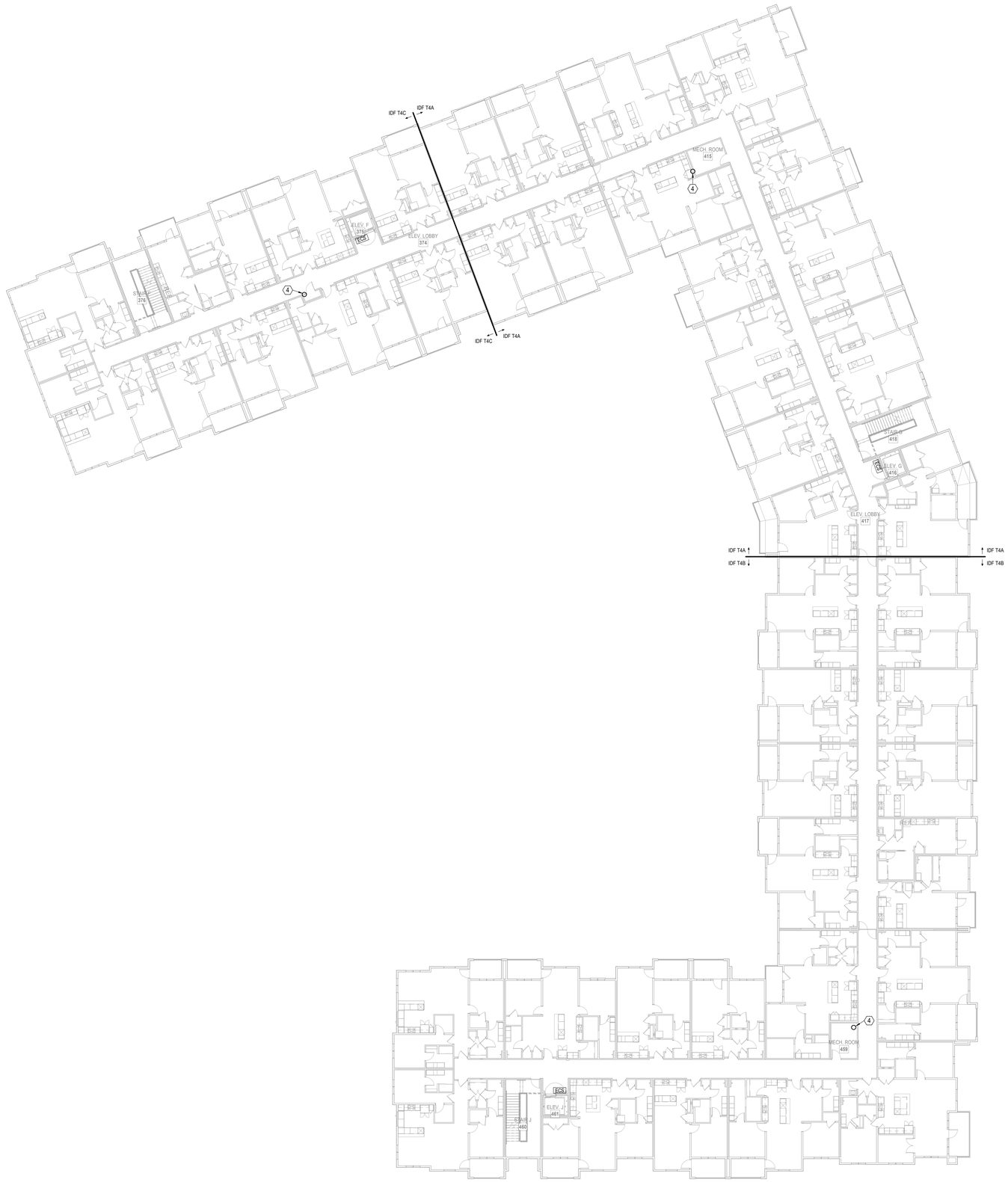

NORTH

1 **BUILDING 2 - OVERALL 3RD FLOORPLAN**
TELECOM
1/16" = 1'-0"

LEGEND:
(1) PROVIDE 3/4"X4'X8' A-C FIRE RETARDANT PLYWOOD ON WALL, INSTALLED 6" AFF FASTEN SECURELY. PAINT PLYWOOD WITH (2) COATS OF, LOW GLOSS, LIGHT COLORED PAINT.
(2) TMGB: 1/4"x4"x16" BUSBAR, HARGER GROUND BAR TGBI14416TMGBKT OR EQUAL PROVIDE #3/0 MAIN ELECTRICAL SERVICE GROUND.
(3) TGB: 1/4"x4"x12" BUSBAR, HARGER GROUND BAR TGBI14412TMGBKT OR EQUAL PROVIDE #1/0 TO TMGB IN MDF.
(4) (2) 2" EMT CONDUITS FOR VOICE/DATA BACKBONE CABLING.
(5) 2" EMT CONDUIT TO WEATHERHEAD ON ROOF FOR POTENTIAL FUTURE EMERGENCY RESPONDER RADIO COVERAGE SYSTEM (ERRCS) CABLING PATHWAY. REFER TO WEATHERHEAD DETAIL.

ARCHITECTURE
LANDSCAPE
ARCHITECTURE
ENERGY SERVICES

NSPJ
ARCHITECTS, Inc.
3515 W. 75TH ST., SUITE 201
PRAIRIE VILLAGE, KS 66208

P. 913.831.1415
F. 913.831.1563
NSPJARCH.COM

© COPYRIGHT 2023

STATE OF MISSOURI
RICHARD R. BEARDMORE
NUMBER
PROFESSIONAL ENGINEER

03/15/2023

A NEW RESIDENTIAL COMMUNITY AT:
TRILOGY
800 & 810 NW WARD RD. | LEE'S SUMMIT, MO

DRAWING RELEASE LOG
- 03.15.2023 - PERMIT SUBMITTAL

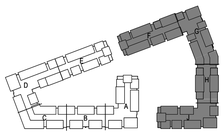

△REVISIONS

NORTH

KEY PLAN

LS&A
Latimer Sommers & Associates P.A.
CONSULTING ENGINEERS
3639 SW Summerfield Drive, Suite A
Topeka, Kansas 66614-3974
8625 College Boulevard, Suite 102
Overland Park, Kansas 66210
Telephone: (785) 233-3232
Email: lsapa@lsapa.com
LSA PROJECT NO. 2204061

JOB NO. 705921
DATE 03.15.2023
DRAWN BY LSA CAD
4/11/2023 CITY COMMENTS
SHEET NAME BUILDING 2 - OVERALL 3RD FLOORPLAN
SHEET NO. T1.07

4/13/2023 5:12:32 PM

ARCH E1.30" x 42"

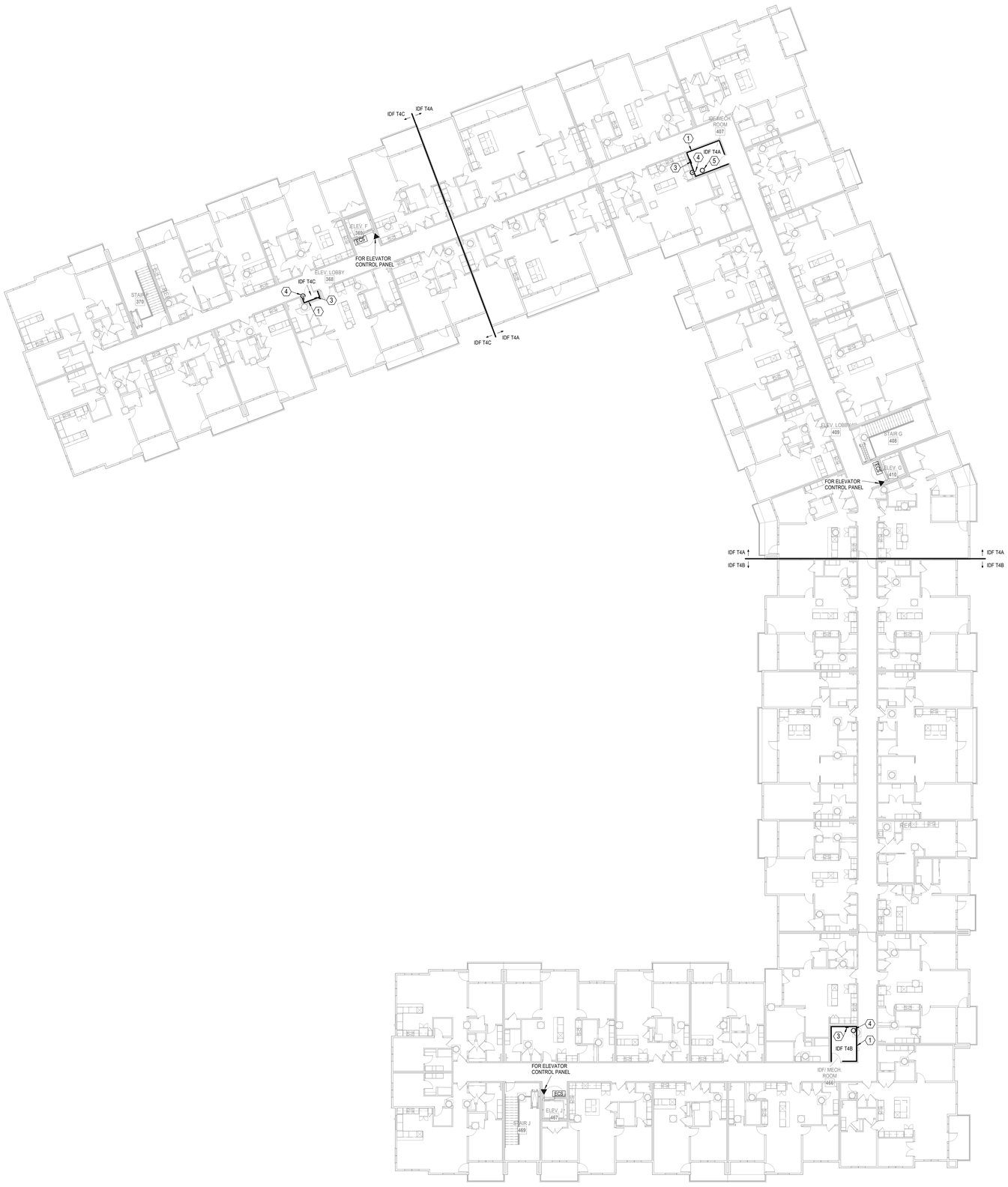

NORTH

1 BUILDING 2 - OVERALL 4TH FLOORPLAN

TELECOM

1/16" = 1'-0"

LEGEND:
(1) PROVIDE 3/4"X4'X8' A-C FIRE RETARDANT PLYWOOD ON WALL, INSTALLED 6" AFF FASTEN SECURELY. PAINT PLYWOOD WITH (2) COATS OF, LOW GLOSS, LIGHT COLORED PAINT.
(2) TMGB: 1/4"x4"x16" BUSBAR, HARGER GROUND BAR TGBI14416TMGBKT OR EQUAL PROVIDE #3/0 MAIN ELECTRICAL SERVICE GROUND.
(3) TGB: 1/4"x4"x12" BUSBAR, HARGER GROUND BAR TGBI14412TMGBKT OR EQUAL PROVIDE #1/0 TO TMGB IN MDF.
(4) (2) 2" EMT CONDUITS FOR VOICE/DATA BACKBONE CABLING.
(5) 2" EMT CONDUIT TO WEATHERHEAD ON ROOF FOR POTENTIAL FUTURE EMERGENCY RESPONDER RADIO COVERAGE SYSTEM (ERRCS) CABLING PATHWAY. REFER TO WEATHERHEAD DETAIL.

ARCHITECTURE LANDSCAPE ARCHITECTURE ENERGY SERVICES

NSPJ ARCHITECTS, Inc.

3515 W. 75TH ST., SUITE 201
PRAIRIE VILLAGE, KS 66208

P. 913.831.1415
F. 913.831.1563
NSPJARCH.COM

© COPYRIGHT 2023

STATE OF MISSOURI
RICHARD R. BEARDMORE
NUMBER
PROFESSIONAL ENGINEER

03/15/2023

A NEW RESIDENTIAL COMMUNITY AT:

TRILOGY

800 & 810 NW WARD RD. | LEE'S SUMMIT, MO

DRAWING RELEASE LOG
- 03.15.2023 - PERMIT SUBMITTAL

△REVISIONS

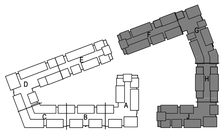

NORTH

KEY PLAN

LS&A
Latimer Sommers & Associates P.A.
CONSULTING ENGINEERS
3639 SW Summerfield Drive, Suite A
Topeka, Kansas 6614-3974
6625 College Boulevard, Suite 102
Overland Park, Kansas 66210
Telephone: (785) 233-3232
Email: lsapa@lsapa.com
LSA PROJECT NO. 2204061

JOB NO. 705921
DATE 03.15.2023
DRAWN BY LSA CAD
4/11/2023 CITY COMMENTS
SHEET NAME BUILDING 2 - OVERALL 4TH FLOORPLAN
SHEET NO. T1.08

4/13/2023 9:12:26 PM

ARCH E1.30" x 42"

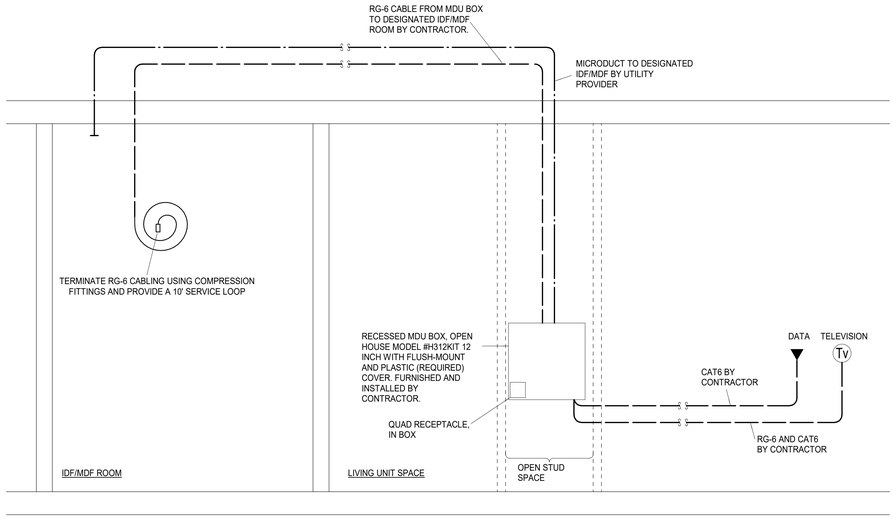

1 TYPICAL APARTMENT RISER DIAGRAM
NOT TO SCALE

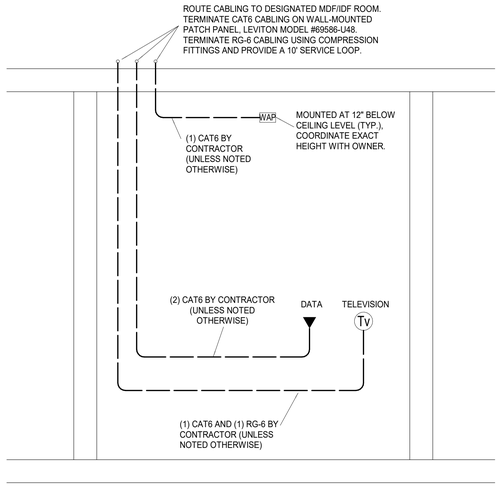

2 TYPICAL COMMON/OFFICE AREA RISER DIAGRAM
NOT TO SCALE

NOTES:

1. DISTRIBUTED ANTENNA SYSTEM: IF BUILDING DOES NOT MEET INTERNATIONAL FIRE CODE (IFC) 510 REQUIREMENTS, CONTRACTOR SHALL INSTALL AND CERTIFY A COMPLIANT IN-BUILDING PUBLIC SAFETY DISTRIBUTED ANTENNA SYSTEM (DAS) ALSO CALLED AN EMERGENCY RESPONDER RADIO COVERAGE SYSTEM (ERRCS). THE SYSTEM SHALL INCLUDE, BUT NOT LIMITED TO ALL EQUIPMENT, MATERIALS, LABOR, DOCUMENTATION AND SERVICES NECESSARY TO FURNISH AND INSTALL A COMPLETE, OPERATIONAL PUBLIC SAFETY DAS OR ERRCS. ALL WORK TO BE CONDUCTED OR SUPERVISED BY A QUALIFIED SYSTEM INTEGRATOR WITH EXPERIENCE DESIGNING, TESTING, INSTALLING, CERTIFYING AND MAINTAINING EMERGENCY RESPONDER RADIO COVERAGE SYSTEMS. A PRELIMINARY TEST OF EXISTING, UNAMPLIFIED IN-BUILDING RADIO FREQUENCY (RF) SIGNAL COVERAGE SHALL BE CONDUCTED AT 80% CONSTRUCTION COMPLETION PRIOR TO DESIGN AND INSTALLATION OF SYSTEM. TESTING SHALL BE CONDUCTED WITH THE LATEST TEST EQUIPMENT AND ANALYTICS SOFTWARE VERSIONS AVAILABLE. CONTRACTOR SHALL PROVIDE $3,000 ALLOWANCE FOR TESTING AND $25,000 ALLOWANCE FOR SYSTEM INSTALL.

NSPJ ARCHITECTS
ARCHITECTURE LANDSCAPE ARCHITECTURE ENERGY SERVICES
P. 913.831.1415
F. 913.831.1563
NSPJARCH.COM
3515 W. 75TH ST., SUITE 201
PRAIRIE VILLAGE, KS 66208
© COPYRIGHT 2023

STATE OF MISSOURI — RICHARD R. BEARDMORE — NUMBER 2010020744 — PROFESSIONAL ENGINEER
03/15/2023

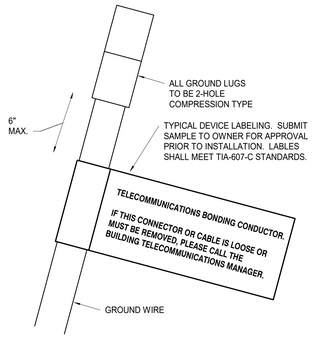

3 GROUND WIRE DETAIL
NOT TO SCALE

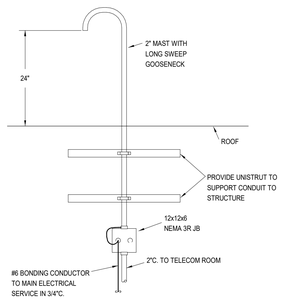

4 WEATHERHEAD DETAIL
NOT TO SCALE

TWO-WAY COMMUNICATION SYSTEM SCHEDULE				
MARK	MANUFACTURER	MODEL NUMBER	DESCRIPTION	REMARKS
ECAP	CORNELL	A-4800M	EMERGENCY CALL ANNUNCIATOR PANEL	1, 4
ECS	CORNELL	4800V	EMERGENCY CALL STATION	2, 4
PS	CORNELL	B-5248A	POWER SUPPLY	3

REMARKS:
1 - PROVIDE POWER SUPPLIES AS REQUIRED. PROVIDE WITH STI MODEL #STI-7521 NEMA 4X CLEAR ENCLOSURE WITH THUMB LOCK.
2 - PROVIDE WITH DOUBLE GANG BACKBOX AND STI MODEL #STI-7511E CLEAR ENCLOSURE WITH THUMB LOCK.
3 - VERIFY SIZE OF POWER SUPPLY WITH LAYOUT OF THE SYSTEM.
4 - VERIFY LOCATION WITH AHJ.

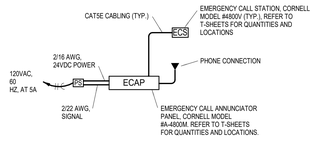

5 TWO-WAY COMMUNICATION DIAGRAM
NOT TO SCALE

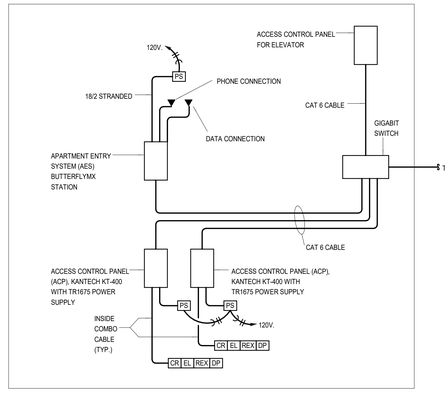

8 TYPICAL ACCESS CONTROL PANEL DETAIL
NOT TO SCALE

CABLE LEGEND:	
1C	PROXIMITY CARD READER (ORANGE) 18GA./6 COND. TWISTED OVERALL SHIELD, RISER RATED CABLE.
2C	MAGNETIC SWITCH (WHITE) 18GA./2 COND. TWISTED OVERALL SHIELD, RISER RATED CABLE.
3C	ELECTRIC LOCK (GRAY) 18GA./4 COND. TWISTED OVEERALL SHIELD, RISER RATED CABLE.
4C	REQUEST TO EXIT (BLUE) 18GA./4 COND. TWISTED OVERALL SHIELD, RISER RATED CABLE.
5C	ELECTRIC LOCK FROM PS TO PUSHBAR 18GA./4 COND. TWISTED OVERALL SHIELD, RISER RATED CABLE.

ACCESS CONTROL CABLE SCHEDULE:	
1C 2C 3C 4C	BELDEN MODEL #538AFS
5C	BELDEN MODEL #5302FE

ACCESS CONTROL DEVICE LEGEND:	
ACP	ACCESS CONTROL PANEL
CR	HID CARD READER
REX	REQUEST TO EXIT *
DP	DOOR POSITION SWITCH *
EL	ELECTRIC LOCK (24V. DC) *
PS	POWER SUPPLY (24V. DC) *
ADA	ADA PUSHBUTTON *
DADA	DUAL ADA PUSHBUTTON*
ADAM	ADA MOTORIZED OPERATOR *
VMS	VIDEO INTERCOM MASTER STATION
VIC	VIDEO INTERCOM

* - INDICATES PROVIDED BY DOOR HARDWARE SUPPLIER. REFER TO DOOR HARDWARE SPECIFICATIONS FOR FURTHER WIRING, POWER, AND PROGRAMMING REQUIREMENTS.

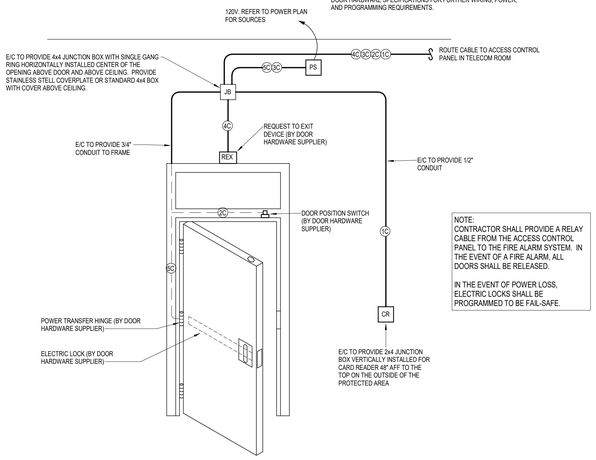

6 TYPICAL ACCESS DOOR DETAIL
NOT TO SCALE

NOTE:
THE CONTRACTOR SHALL PROVIDE ALL EQUIPMENT, CAMERA LICENSING, SOFTWARE, PROGRAMMING, ETC. FOR A FULLY OPERATIONAL VIDEO SURVEILLANCE SYSTEM.

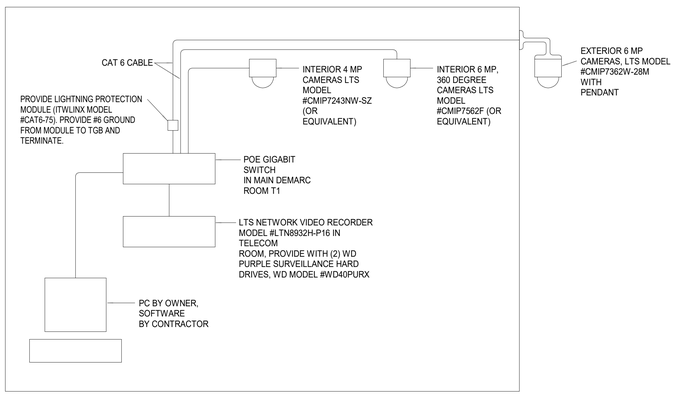

7 TYPICAL SECURITY CAMERA DETAIL
NOT TO SCALE

ACCESS CONTROL CABLE SCHEDULE				
MARK	MANUFACTURER	MODEL/PART NUMBER	DESCRIPTION	REMARKS
1C 2C 3C 4C	BELDEN	538AFS	INSIDE ACCESS CONTROL CABLE (COMBO CABLE)	1
5C	BELDEN	5302UE	ELECTRIC LOCK CABLE 18 GA 4 COND STRANDED	1, 2
6C	CSC	759218	OUTSIDE ACCESS CONTROL CABLE (COMBO CABLE)	1

REMARKS:
1 - PROVIDED AND INSTALLED BY E/C.
2 - E/C TO ROUTE CABLE FROM DEVICE AND LEAVE A 8'-0" SERVICE LOOP AT THE BURGLAR ALARM PANEL. PROVIDE A 24" SERVICE LOOP AT DEVICE. PROVIDE A MECHANICALLY PRINTED LABEL ON EACH END OF EACH CABLE FOR REFERENCE.
3 - PROVIDED AS A PART OF THE DOOR HARDWARE PACKAGE.

SECURITY SCHEDULE				
MARK	MANUFACTURER	MODEL NUMBER	DESCRIPTION	REMARKS
CR	HID	RP40	CARD READER	
ACP	KANTECH	KT400	ACCESS CONTROL PANEL	3
AES	KANTECH	KTES	APARTMENT ENTRY SYSTEM	
	HID		FOBs	1

REMARKS:
1 - VERIFY QUANTITY WITH OWNER.
2 - DOUBLE POLE, DOUBLE THROW FOR ACCESS CONTROL AND BURGLAR ALARM.
3 - PROVIDE QUANTITIES SHOWN ON PLANS.

A NEW RESIDENTIAL COMMUNITY AT:
TRILOGY
800 & 810 NW WARD RD. | LEE'S SUMMIT, MO

DRAWING RELEASE LOG
• 03.15.2023 - PERMIT SUBMITTAL

△REVISIONS

LS&A Latimer Sommers & Associates P.A.
CONSULTING ENGINEERS
3639 SW Summerfield Drive, Suite A
Topeka, Kansas 66614-2874
8625 College Boulevard, Suite 102
Overland Park, Kansas 66210
Telephone: (785) 233-3232
Email: lsapa@lsapa.com
LSA PROJECT NO. 2204061

JOB NO. 705921 DATE 03.15.2023
DRAWN BY LSA CAD
4/11/2023 CITY COMMENTS
SHEET NAME TELECOM DETAILS
SHEET NO. T2.01

4/13/2023 9:12:37 PM