

RELEASE FOR CONSTRUCTION  
AS NOTED FOR PLAN REVIEW  
DEVELOPMENT SERVICES  
LEE'S SUMMIT, MISSOURI  
04/18/2023

Scale 1/4 inch = 1 ft.

- GENERAL NOTES**
- FLOOR JOISTS TO BE 11-7/8" LPI20 PLUS @ 16" O.C. TYP. UNLESS OTHERWISE NOTED
  - ALL BLOCKING PER STRUCTURAL PLAN
  - LOADING TO BE 40 PSF LL - 15 PSF DL

**AMERHART**  
400 MARSHVIEW DRIVE  
SUN PRAIRIE, WI 53590  
1-800-879-7123  
1-608-834-2253

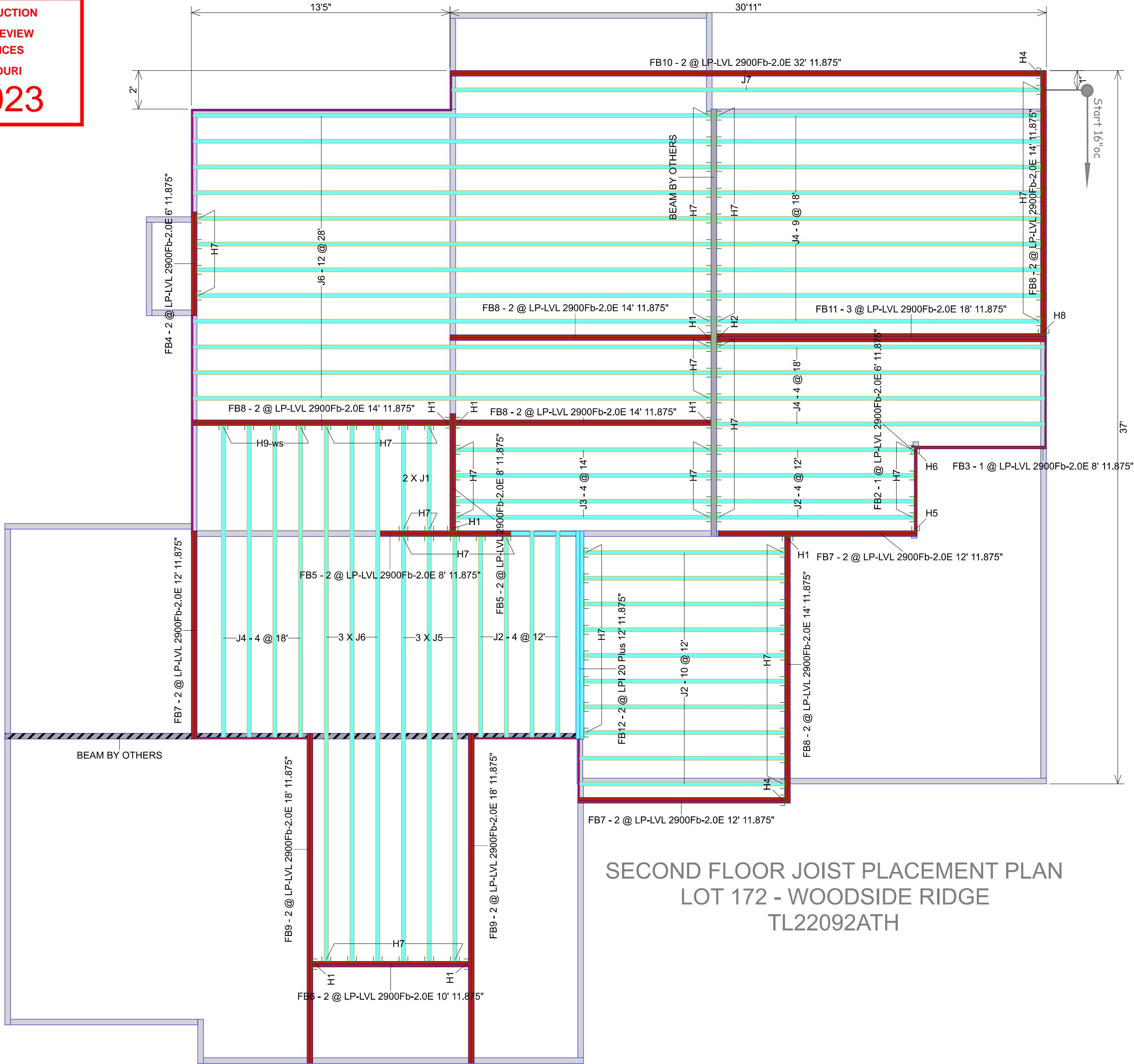
- ADDITIONAL NOTES**
- ALWAYS READ PRODUCT BROCHURE BEFORE INSTALLATION OF EWP PRODUCTS.
  - REFER TO HOLE CHARTS PRIOR TO DRILLING PRODUCT.
  - THIS DOCUMENT IS INTENDED SOLEY AS A PLACEMENT PLAN. IT IS TO BE REVIEWED BY THE ENGINEER OF RECORD AND MUST MEET HIS/HER APPROVAL PRIOR TO INSTALLATION OF OUR PRODUCT.
  - THIS DOCUMENT IS NOT TO BE USED AS A REPLACEMENT FOR YOUR ORIGINAL STRUCTURAL PLANS.
  - LAYOUT, QUANTITY AND LENGTH TO BE VERIFIED BY CONTRACTOR.

Van Deurzen and Associates, P.A.  
11011 King Street, Suite 130  
Overland Park, KS 66210  
(913) 451-6305 FAX: (913) 451-1021

This shop drawing has been reviewed for conformance with the design concept and information given in the Contract Documents.

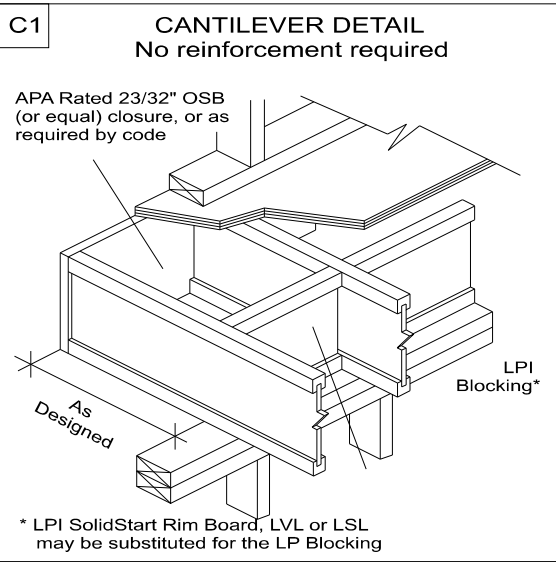
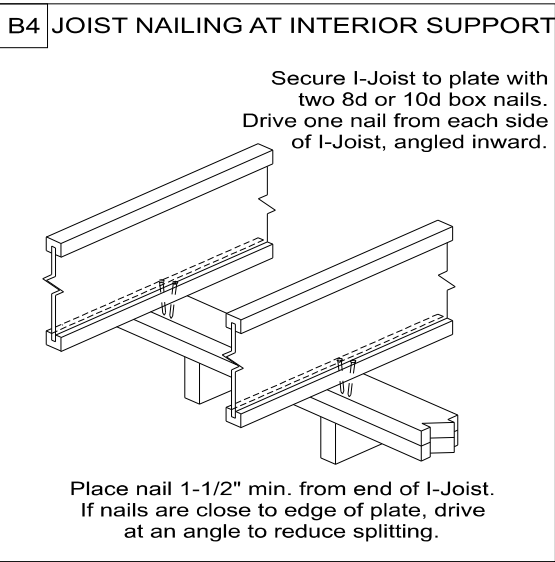
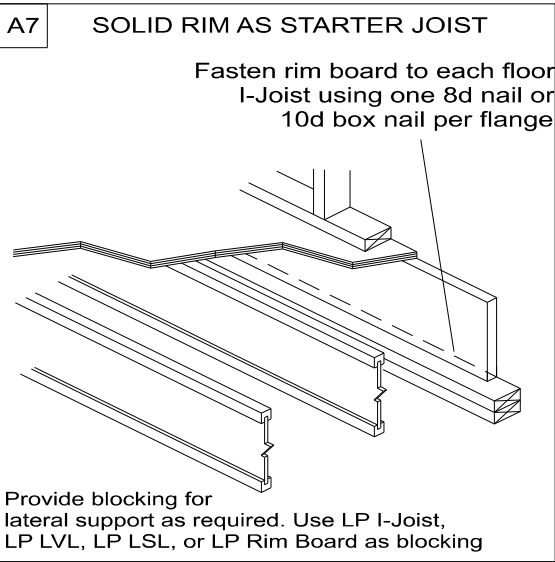
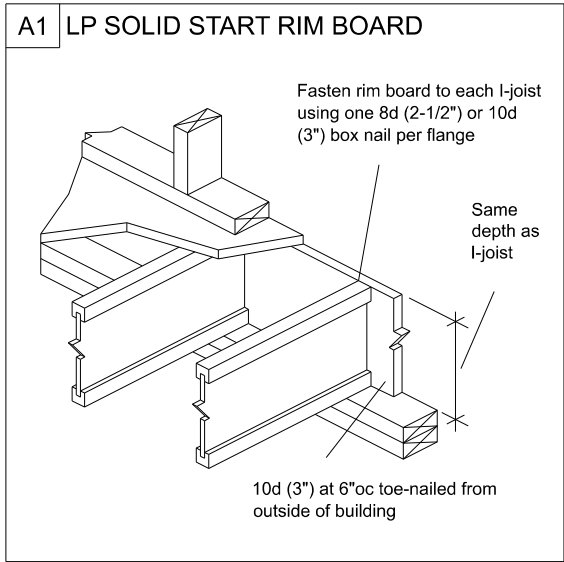
- ☒ Reviewed with no exceptions noted.  
☐ Reviewed as noted.  
☐ Returned for correction.  
☐ Not Reviewed.

By: JWH Date: 04/18/2023



SECOND FLOOR JOIST PLACEMENT PLAN  
LOT 172 - WOODSIDE RIDGE  
TL22092ATH

Ground Floor							
I Joist							
Label	Description	Width	Depth	Qty	Plies	Pcs	Length
J7	LPI 20 Plus	2.5	11.875			1	32-0-0
J6	LPI 20 Plus	2.5	11.875			15	28-0-0
J5	LPI 20 Plus	2.5	11.875			3	24-0-0
J4	LPI 20 Plus	2.5	11.875			17	18-0-0
J3	LPI 20 Plus	2.5	11.875			4	14-0-0
J2	LPI 20 Plus	2.5	11.875			18	12-0-0
J1	LPI 20 Plus	2.5	11.875			2	6-0-0
FB12	LPI 20 Plus	2.5	11.875	1	2	2	12-0-0
Blocking							
Label	Description	Width	Depth	Qty	Plies	Pcs	Length
BLK1	LPI 20 Plus	2.5	11.875			3	2-0-0
Rim Board							
Label	Description	Width	Depth	Qty	Plies	Pcs	Length
R1	LP APA Rated OSB 1.125 X 11.875	1.125	11.875			5	12-0-0
LVL/LSL							
Label	Description	Width	Depth	Qty	Plies	Pcs	Length
FB10	LP-LVL 2900Fb-2.0E	1.75	11.875	1	2	2	32-0-0
FB9	LP-LVL 2900Fb-2.0E	1.75	11.875	2	2	4	18-0-0
FB11	LP-LVL 2900Fb-2.0E	1.75	11.875	1	3	3	18-0-0
FB8	LP-LVL 2900Fb-2.0E	1.75	11.875	5	2	10	14-0-0
FB7	LP-LVL 2900Fb-2.0E	1.75	11.875	3	2	6	12-0-0
FB6	LP-LVL 2900Fb-2.0E	1.75	11.875	1	2	2	10-0-0
FB5	LP-LVL 2900Fb-2.0E	1.75	11.875	2	2	4	8-0-0
FB3	LP-LVL 2900Fb-2.0E	1.75	11.875			1	8-0-0
FB4	LP-LVL 2900Fb-2.0E	1.75	11.875	1	2	2	6-0-0
FB2	LP-LVL 2900Fb-2.0E	1.75	11.875			1	6-0-0
Hanger							
				Beam/Girder		Supported Member	
Label	Pcs	Description	Skew	Slope	fasteners	fasteners	
H1	8	HHUS410			30 16d	10 16d	
H2	1	HGUS5.50/12			56 16d	20 16d	
H4	2	HUC410 (Min)			14 16d	6 10d	
H5	1	HUS1.81/9-SDS					
H6	1	HUS1.81/10			30 10dx1 1/2	10 16d	
H7	91	IUS2.56/11.88 (Min)			10 10d		
H8	1	HUC412 (Max)			22 16d	10 10d	
H9	4	IUS2.56/11.88 (Max)			10 10d	2 10dx1 1/2	



Layout Name  
LOT 172 - WOODSIDE  
RIDGE

Amerhart

Project TL22092ATH	Created June 15, 2022	Designer Thomas Hamrick	Layout Name LOT 172 - WOODSIDE RIDGE	Dealer TEAGUE LUMBER	Revised June 15, 2022
-----------------------	--------------------------	----------------------------	---	-------------------------	--------------------------