

PROJECT NAME: Deer Brook Retail Renovations  
AUTOCAD FILE LOCATION: X:\22\22180\Drawings\06-2218000\_E3.11.dwg  
LAST CORRECTION BY: Blee Monday, January 16, 2023 9:40:52 AM  
PLOTED BY: Blee Monday, January 16, 2023 9:52:41 AM

© COPYRIGHT 2013 ICON ARCHITECTURE

H

G

F

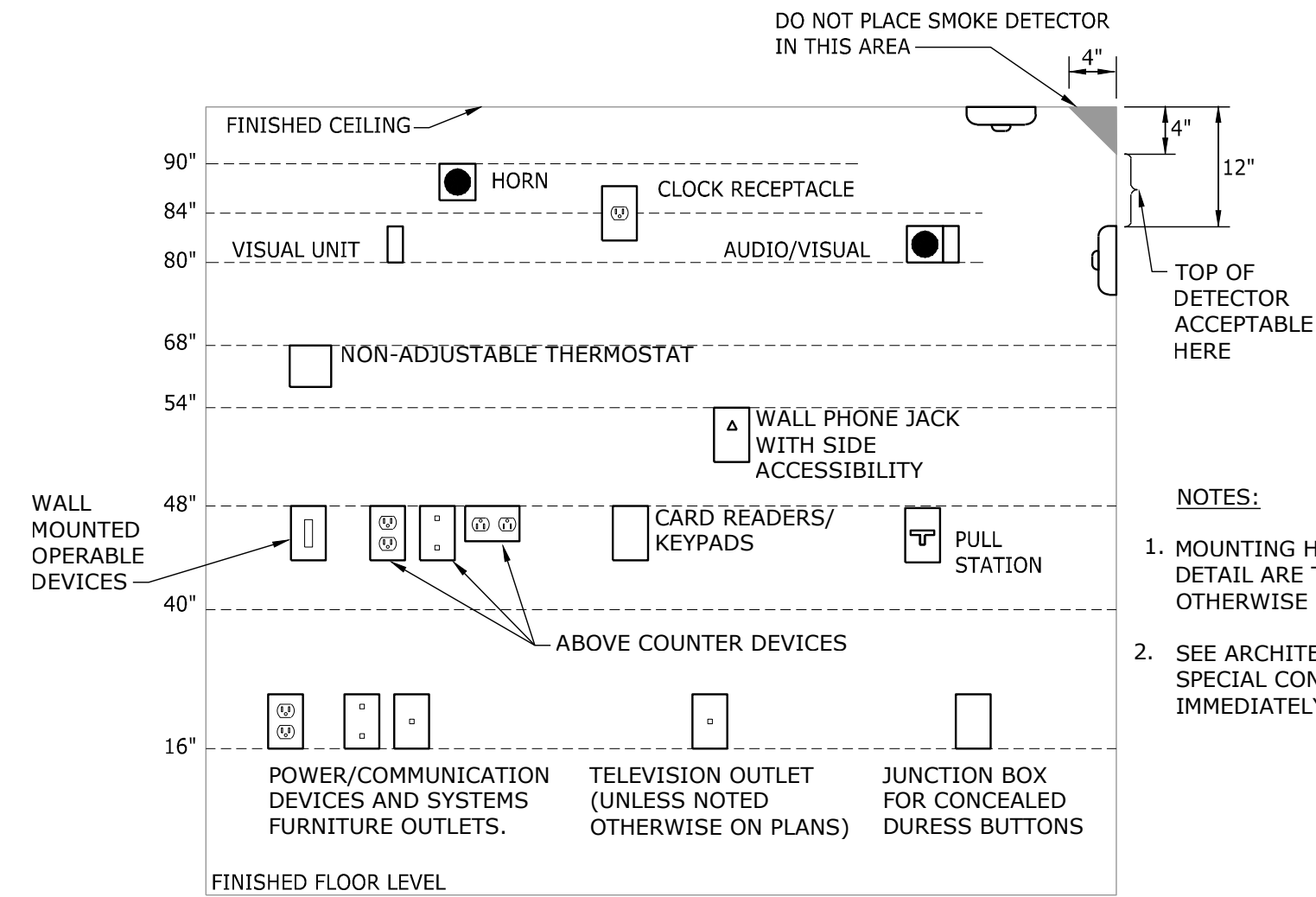
E

D

C

B

A



VISUAL UNIT (FIRE ALARM NOTIFICATION DEVICES) DEVICE 80" ABOVE HIGHEST FLOOR LEVEL OR 6" BELOW CEILING WHICH EVER IS LOWER (ADA 2010). BOTTOM OF DEVICE 80" AFF (NFPA).

AUDIO UNIT (FIRE ALARM NOTIFICATION DEVICE) TOP OF UNIT AT LEAST 90" AFF OR 6" BELOW CEILING WHICH EVER IS LOWER (NFPA).

AUDIO/VISUAL UNIT (FIRE ALARM NOTIFICATION DEVICE) LOCATION DETERMINED BY VISUAL UNIT REQUIREMENTS (NFPA).

PULL STATION (FIRE ALARM ACTIVATION DEVICE) HIGHEST OPERABLE PART SHALL NOT BE MORE THAN 48" ABOVE THE FLOOR (FRONT APPROACH) ADA 2010. OPERABLE PART (T-HANDLE) SHALL BE NOT LESS THAN 42" AFF (NFPA).

#### WALL MOUNTED OPERABLE DEVICES

OPERABLE DEVICES SHALL BE LOCATED 48" AFF. TO THE TOP OF OPERABLE PORTION OF DEVICE. WALL MOUNTED TELEPHONES WITH SIDE ACCESSIBILITY MAY BE MOUNTED UP TO 54" AFF. WALL MOUNTED OPERABLE DEVICES INCLUDE, BUT ARE NOT LIMITED TO THE FOLLOWING:

ADJUSTABLE THERMOSTATS.  
LIGHTING SWITCHES/DIMMERS/CONTROLS  
PUSH BUTTONS  
OTHER CONTROL OR "CALL" DEVICES

#### POWER/COMMUNICATION DEVICES:

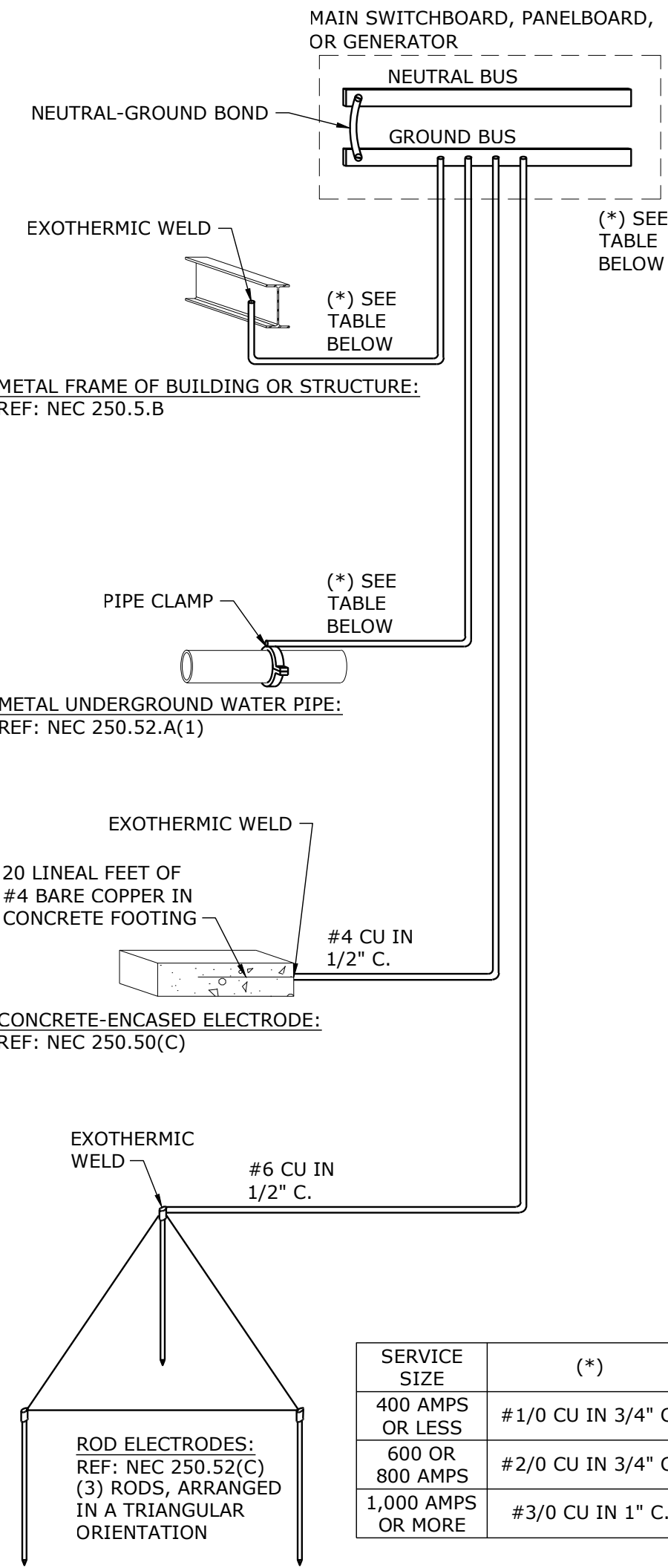
OUTLETS SHALL BE LOCATED 16" AFF TO THE BOTTOM OF THE BOX. "ABOVE COUNTER" DEVICES SHALL BE LOCATED AT 48" TO THE TOP, OR 2" ABOVE BACKSPLASH TO THE BOTTOM OF THE BOX WHEN LOCATED ABOVE FIXED CASEWORK. (PLAN DESIGNATION  $\text{---}\text{---}\text{---}$ ). VERIFY W/ ARCHITECTURAL DETAILS.

#### NOTES:

1. MOUNTING HEIGHTS SHOWN IN THIS DETAIL ARE TYPICAL UNLESS SHOWN OTHERWISE ON THE PLANS.
2. SEE ARCHITECTURAL ELEVATIONS FOR SPECIAL CONDITIONS. NOTIFY ARCHITECT IMMEDIATELY OF ANY CONFLICTS.

### WALL MOUNTED DEVICES: MOUNTING HEIGHTS

NO SCALE

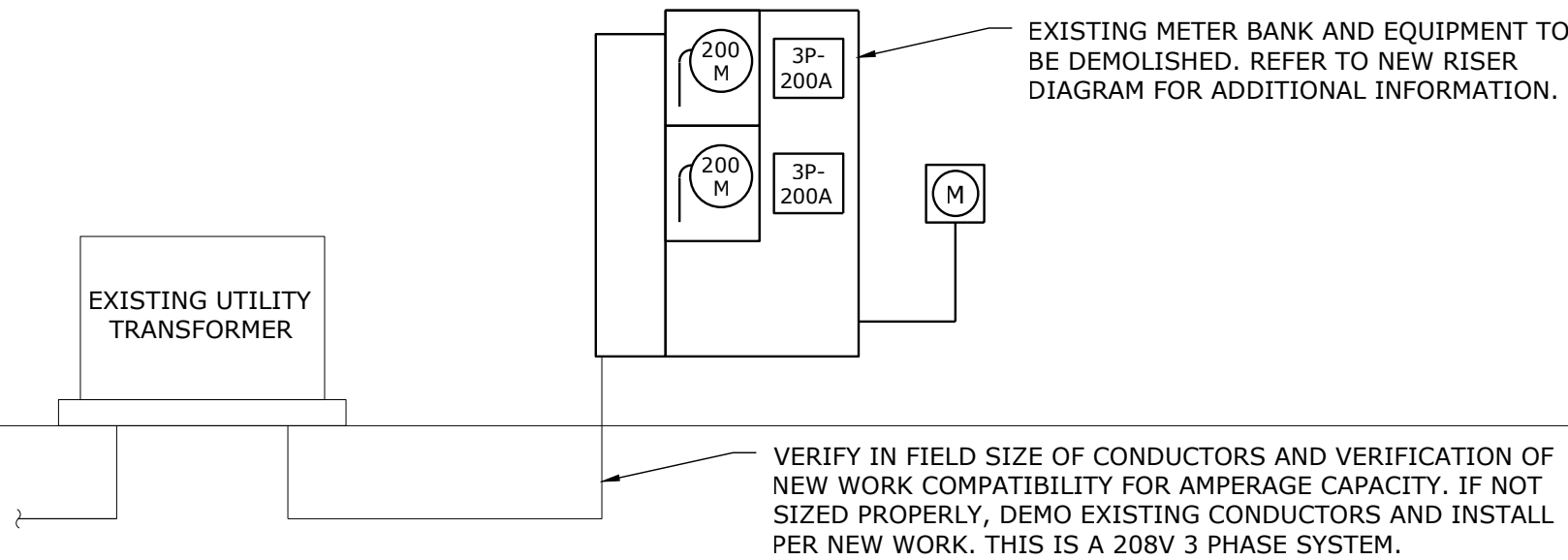


### SERVICE GROUNDING DIAGRAM

NOT TO SCALE

#### DEMOLITION GENERAL NOTES:

1. UNLESS NOTED OTHERWISE, SERVICES AND EQUIPMENT SHOWN IN FULL TONE OR FULL TONE AND DASHED ARE EXISTING TO BE DEMOLISHED AND HALF TONE ARE EXISTING TO REMAIN.

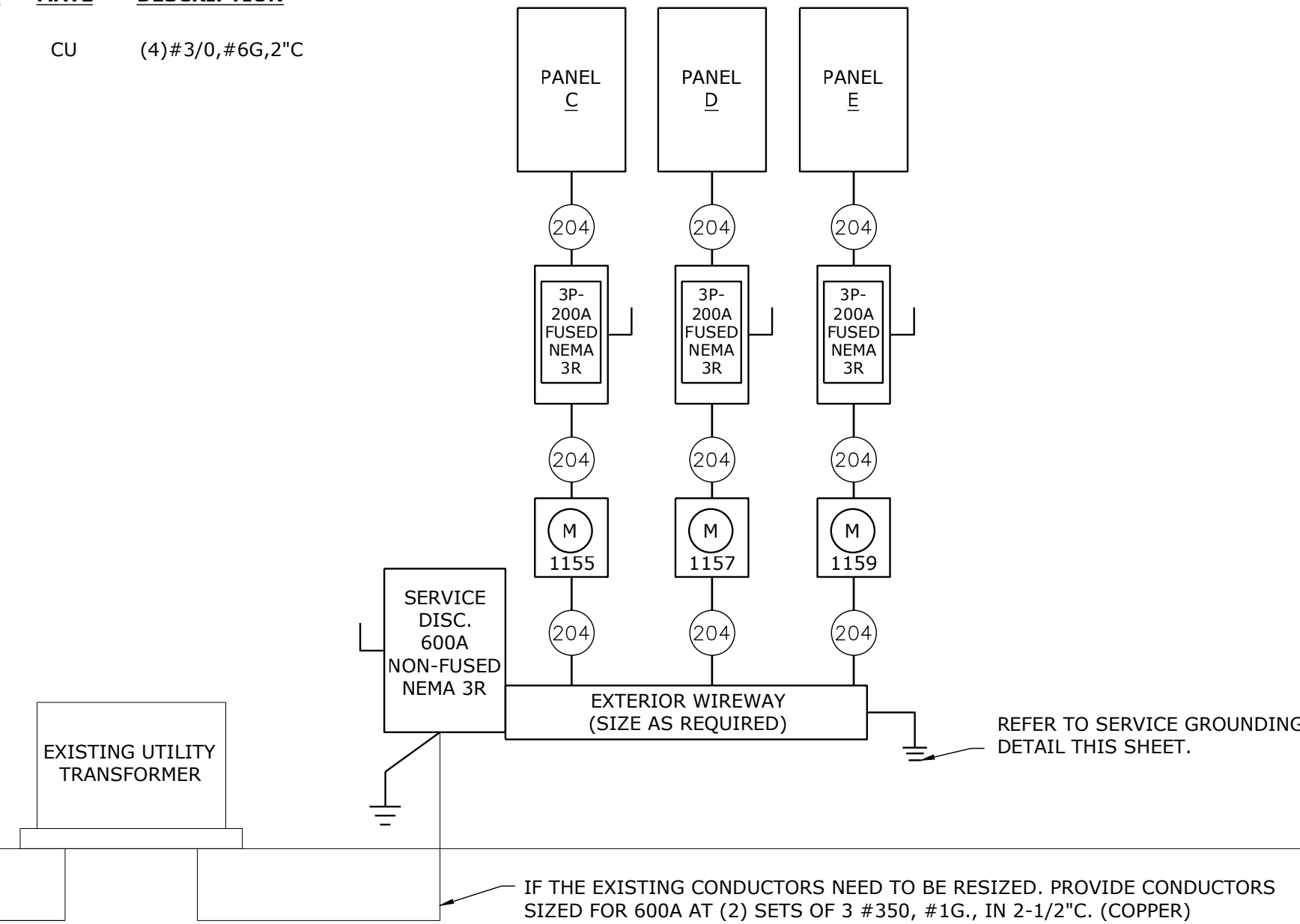


### ELECTRICAL DEMO RISER DIAGRAM

NO SCALE


#### FEEDER SCHEDULE

TAG	MATL	DESCRIPTION
(204)	CU	(4)#3/0,#6G,2" C



### ELECTRICAL NEW RISER DIAGRAM

NO SCALE



PERMIT SET

RELEASED FOR  
CONSTRUCTION  
As Noted on Plans Review  
Development Services Department  
Lee's Summit, Missouri  
01/24/2023

DEER BROOK PLAZA  
1121 & 1151 NE RICE ROAD  
LEE'S SUMMIT, MO 64086-6788

ICON  
architecture + fabrication

506 Grand Boulevard  
Kansas City, MO 64106  
p:816.221.0250 f:816.221.0251

REVISIONS  
3  
ASI No. 1  
ELECTRICAL  
REVISION 1-16-23

ISSUE DATE

06-10-22

PROJECT NUMBER

2022-000

SHEET NUMBER

E3.11

Electrical - Schedules & Details

smith & boucher  
engineers  
25618 west 103rd St. Olathe, KS 66061  
phone 913.345.2127 fax 913.345.0617  
project number 2218000