

K1 SPEED

Lee's Summit, MO

EXTERIOR SIGN PACKAGE

JOB #: 24984

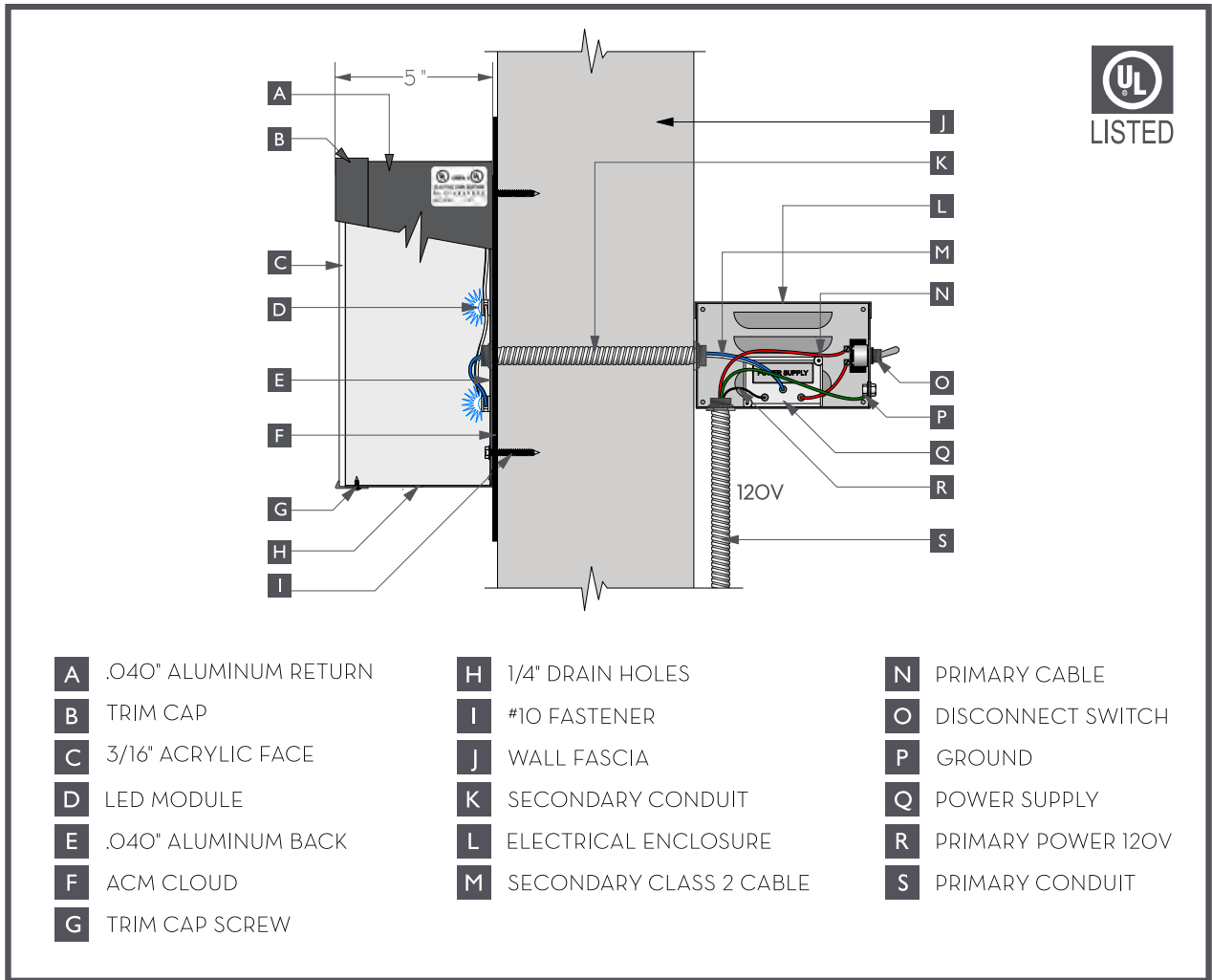
Created By Your Friends At



clearsigns.com



TYPICAL INSTALLATION - WEST ELEVATION



FACE LIT CHANNEL LETTERS DETAIL

K1 Speed

Lee's Summit, MO

Project #: 24984
Client #: CO2549

2911 NE Independence Avenue
Lee's Summit, MO 64063

Salesperson: SK
Project Manager: SK

D.2 - Channel Letters

Quantity - One (1)
Dimensions - 278" X 48"
Total Square Feet - 93

1 5" deep face lit aluminum channel letters with black returns and trim cap.

2 1/8" thick black ACM panels fabricated in 8' sections.

3 Mounting: Channel Letters, Cloud and FCOs mount flush to wall with mechanical fasteners, DS tape and silicone as required.

4 Electrical: Transformer is contained in electrical enclosure mounted below roof line (See Figure 1). Primary electrical requirement: 120 volt 20 amp dedicated circuit installed within 10' of sign by others.

PANTONE 186 C
BLACK
WHITE

Colors displayed in this drawing are for presentation purposes only. They are not an accurate depiction of the final product. Please reference color chips/fan decks from paint vendors as a more accurate representation.

• 12-6-22 Initial Design - TW

CLEAR SIGN & DESIGN, INC. Lic #: 745954
clearsigns.com

170 Navajo St., San Marcos, CA 92078
(t) 760.736.8111 (f) 760.736.8121

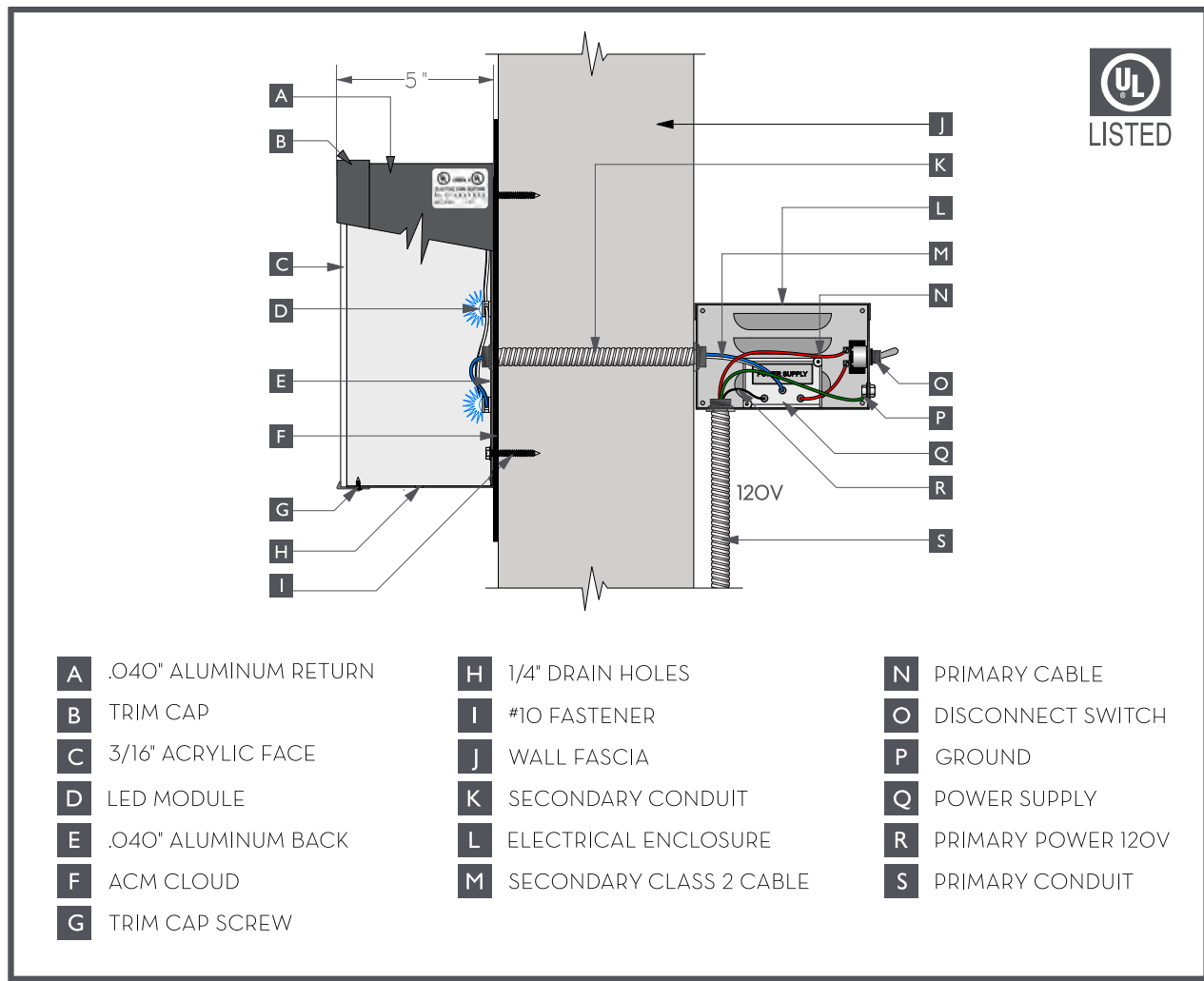

This drawing and the concepts it represents are the sole property of Clear Sign & Design, Inc. and may not be reproduced by any method without the written permission of Clear Sign & Design, Inc.

☐ Approved ☐ Approved as Noted

Signature: _____

Date: _____

Sign will be produced as indicated in this drawing. Please review carefully.



FACE LIT CHANNEL LETTERS DETAIL

K1 Speed

Lee's Summit, MO

Project #: 24984
Client #: CO2549

2911 NE Independence Avenue
Lee's Summit, MO 64063

Salesperson: SK
Project Manager: SK

D.3 - Channel Letters & Tagline

Quantity - 1
Dimensions - 347" x 79"
Total Square Feet - 190

- 1 5" deep face lit aluminum channel letters with black returns and trim cap.
- 2 1/8" thick black ACM panels fabricated in 8' sections.
- 3 Flat cut-out ACM letters.
- 4 Mounting: Channel Letters, Cloud and FCOs mount flush to wall with mechanical fasteners, DS tape and silicone.
- 5 Electrical: Transformer is contained in electrical enclosure mounted below roof line (See Figure 1). Primary electrical requirement: 120 volt 20 amp dedicated circuit installed within 10' of sign by others.

- PANTONE 186 C
- BLACK
- WHITE

Colors displayed in this drawing are for presentation purposes only. They are not an accurate depiction of the final product. Please reference color chips/fan decks from paint vendors as a more accurate representation.

• 12-6-22 Initial Design - TW

CLEAR SIGN & DESIGN, INC. Lic #: 745954
clearsigns.com

170 Navajo St., San Marcos, CA 92078
(t) 760.736.8111 (f) 760.736.8121

This drawing and the concepts it represents are the sole property of Clear Sign & Design, Inc. and may not be reproduced by any method without the written permission of Clear Sign & Design, Inc.

☐ Approved ☐ Approved as Noted

Signature: _____

Date: _____
Sign will be produced as indicated in this drawing. Please review carefully.

Reference

D.4 - Channel Letters

Quantity - One (1)
Dimensions - 150" X 88"
Total Square Feet - 92

- Construction
- 1 5" deep face lit aluminum channel letters with black returns and trim cap.
 - 2 1/8" thick black ACM panels fabricated in 8' sections.
 - 3 Mounting: Channel Letters, Cloud and FCOs mount flush to wall with mechanical fasteners, DS tape and silicone.
 - 4 Electrical: Transformer is contained in electrical enclosure mounted below roof line (See Figure 1). Primary electrical requirement: 120 volt 20 amp dedicated circuit installed within 10' of sign by others.

- Colors
- PANTONE 186 C
 - BLACK
 - WHITE

Colors displayed in this drawing are for presentation purposes only. They are not an accurate depiction of the final product. Please reference color chips/fan decks from paint vendors as a more accurate representation.

Revisions

• 12-6-22 Initial Design - TW

Contact Us

CLEAR SIGN & DESIGN, INC. Lic #: 745954
clearsigns.com

170 Navajo St., San Marcos, CA 92078
(t) 760.736.8111 (f) 760.736.8121

Disclaimer/Approval

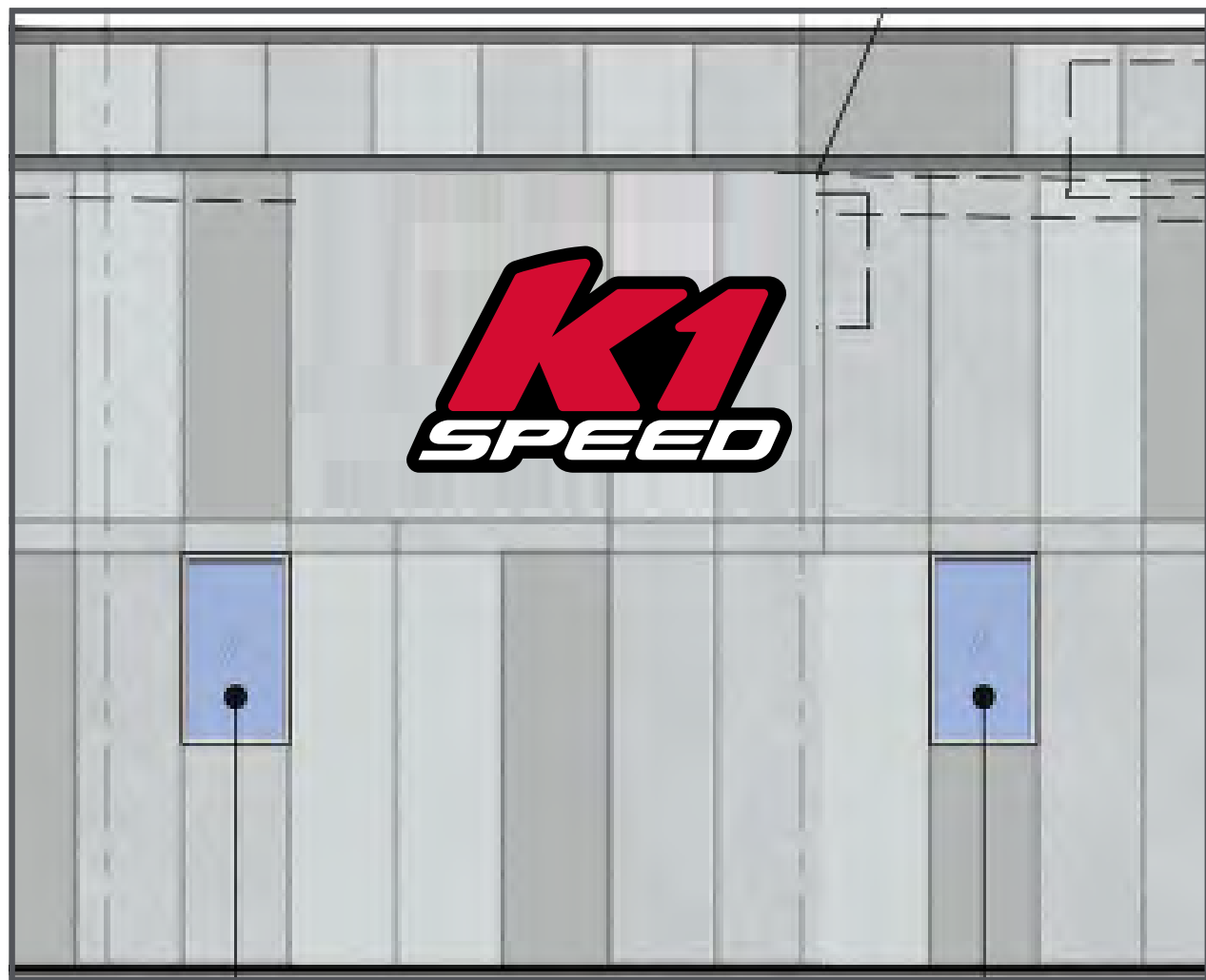

This drawing and the concepts it represents are the sole property of Clear Sign & Design, Inc. and may not be reproduced by any method without the written permission of Clear Sign & Design, Inc.

☐ Approved ☐ Approved as Noted

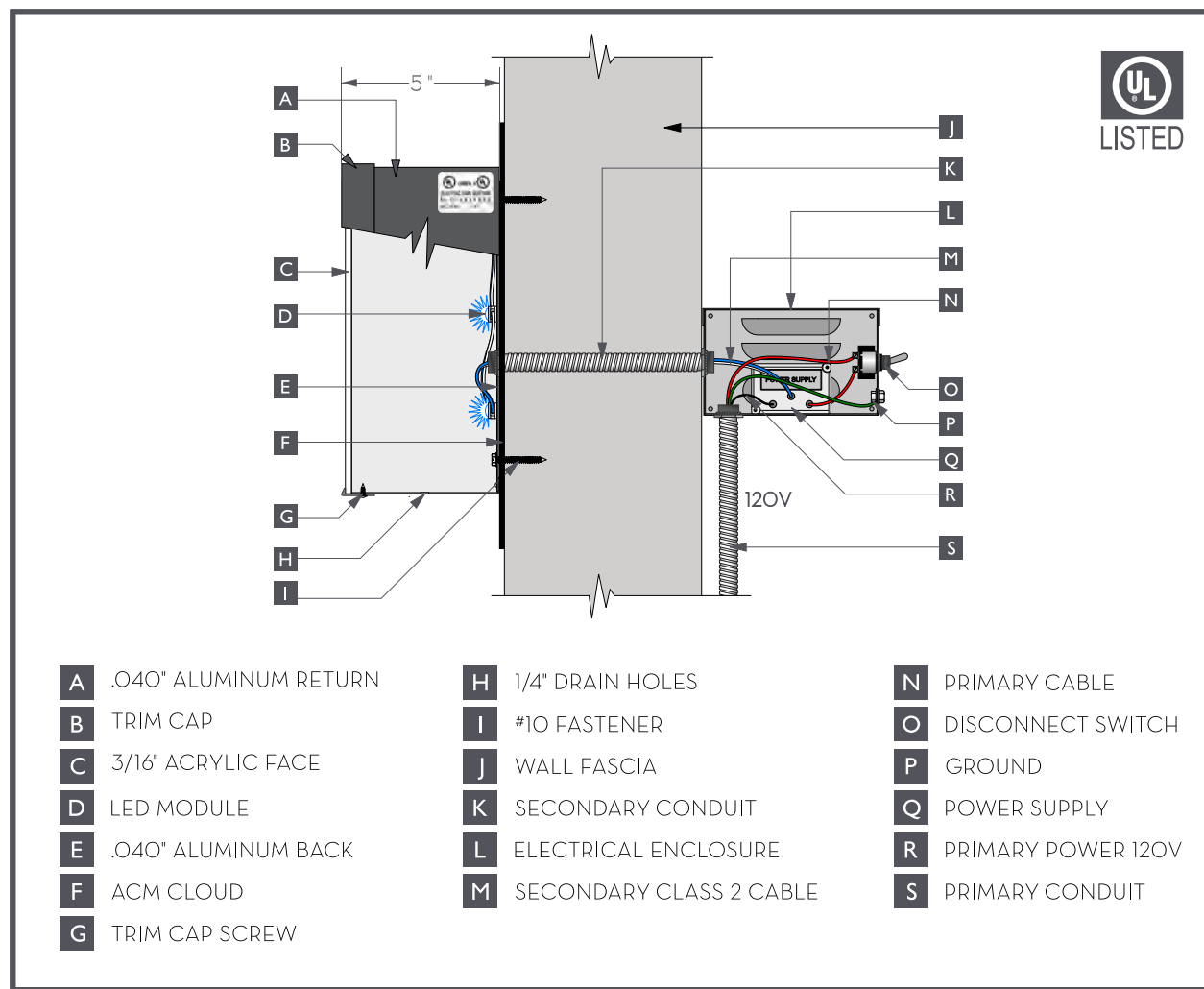
Signature: _____

Date: _____

Sign will be produced as indicated in this drawing. Please review carefully.



TYPICAL INSTALLATION - NORTH ELEVATION



FACE LIT CHANNEL LETTERS DETAIL