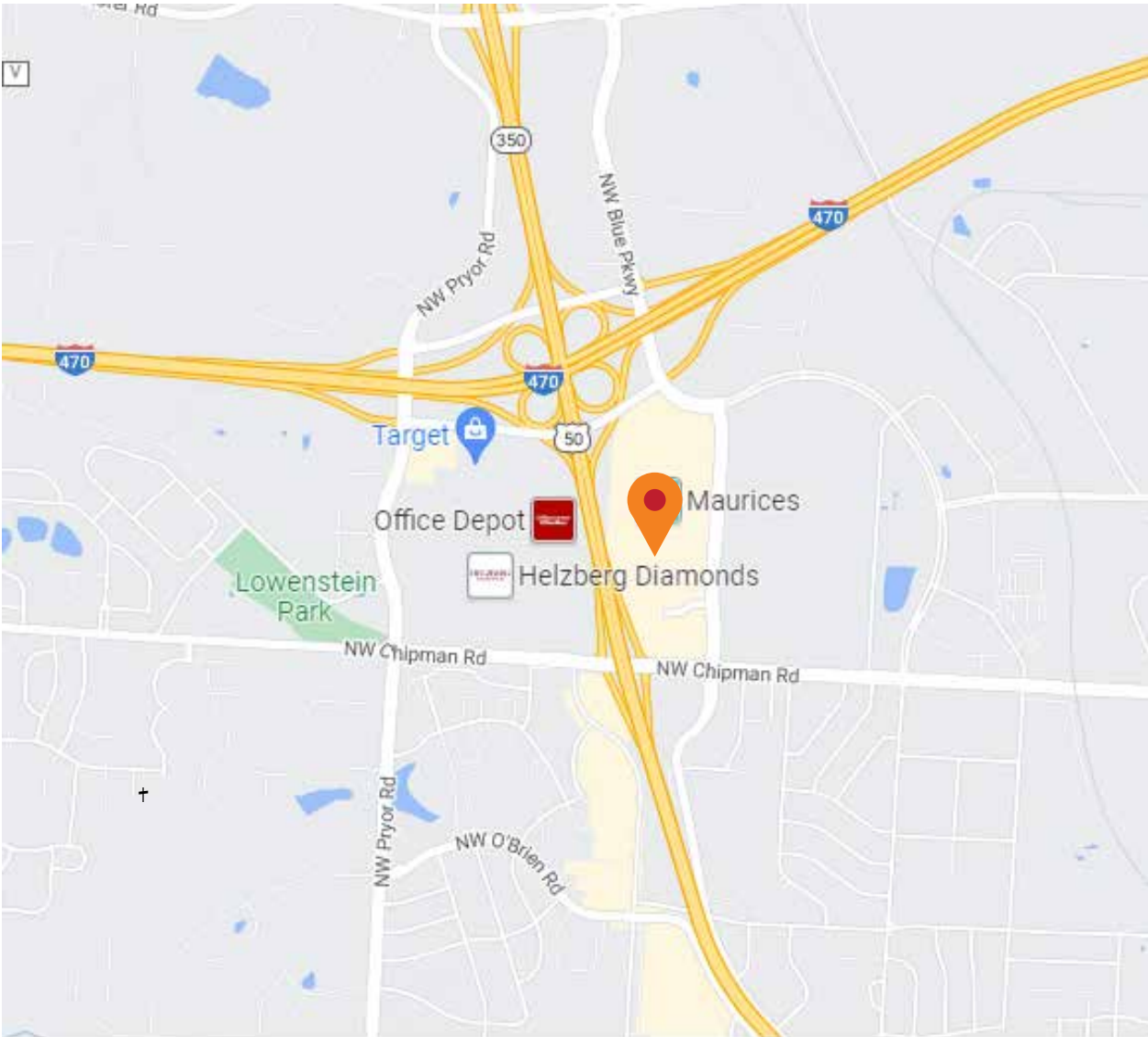
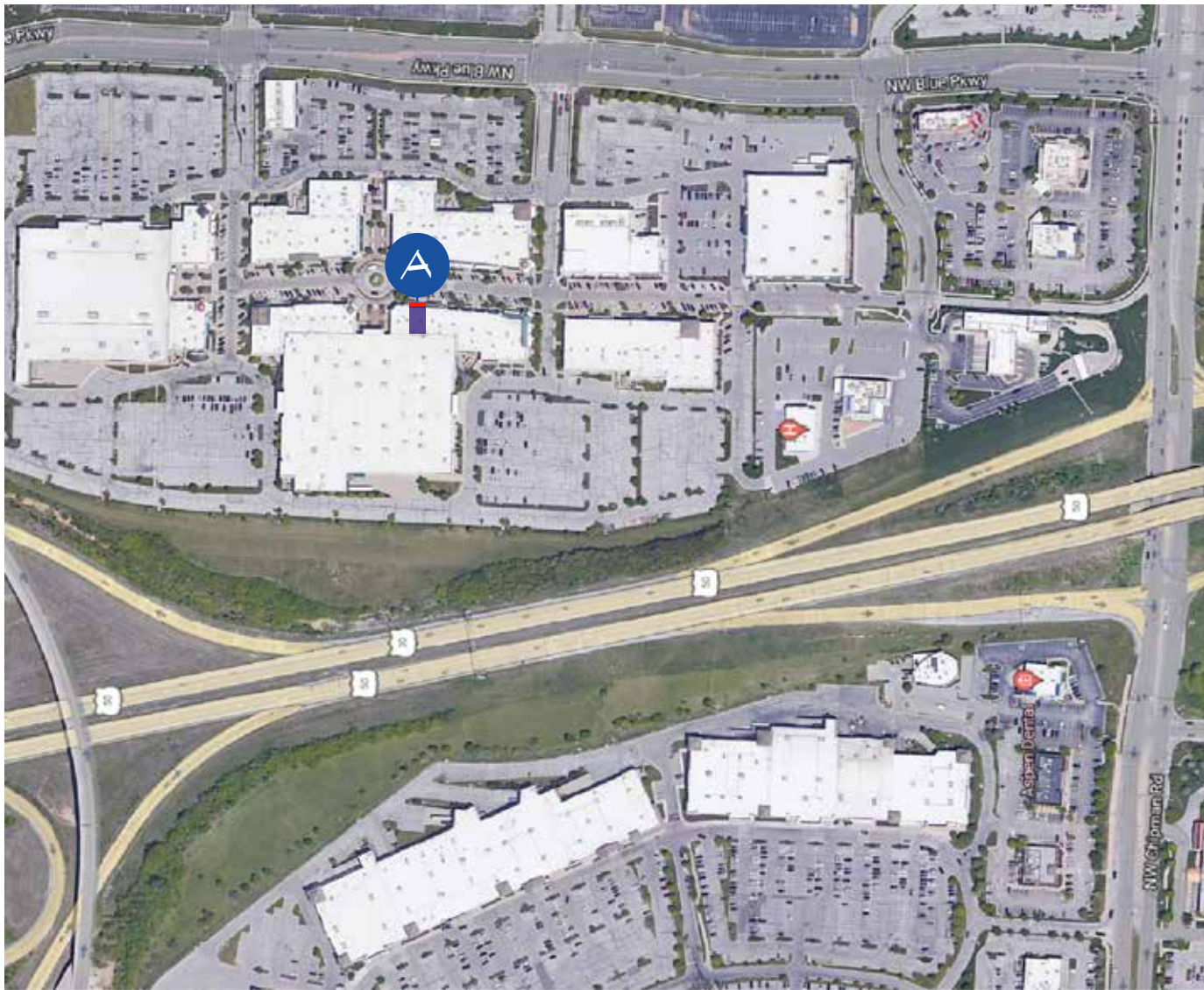


RADIANT WAXING

880 NW Blue Parkway, Suite L-105 | Lee's Summit, MO 64086



SITE PLAN

NTS

VICINITY MAP

NTS



Client:

Radiant Waxing
(Summit Fair)

Location:

880 NW Blue Parkway
Suite L-105
Lee's Summit, MO 64086

royal
sign

2631 N. 31st Ave.
Phoenix, AZ 85009
602-278-6286
royalsign.net

Project

221301

1 10 OCT 22 TD

2 n/a

3 n/a

4 n/a

5 n/a

6 n/a

7 n/a

8 n/a

9 n/a

10 n/a

Project Manager:

Dane Alvord

E-Mail:

dane@royalsign.net

Approval Signatures

X

Client

X

Landlord

Customer is responsible for
providing a dedicated electrical
circuit within six feet of each sign
location and any desired
electrical timing devices.

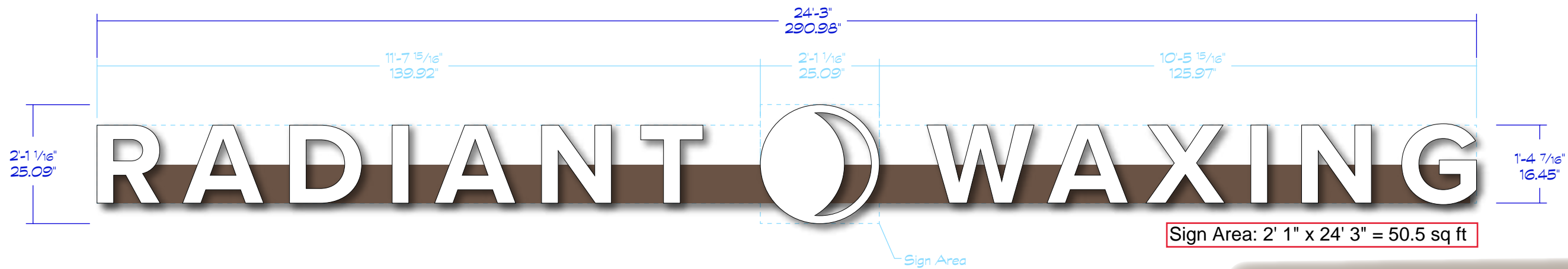
This original unpublished drawing is
submitted solely for the project being
planned. It is not to be copied or shown
to persons outside of your organization
without express written authorization
from ROYAL SIGN COMPANY.
All specified details on these drawings
are subject to change due to the
availability of materials and/or changes
in the method of fabrication. ROYAL
SIGN COMPANY will do their best to
maintain the design intent of these
drawings at all times. If the owner or
owners' representative wishes to
receive detail drawings on all changes
during the fabrication process, ROYAL
SIGN COMPANY must be advised in
writing prior to the start of fabrication.

Sheet Title

Site

Page Number

1 of 3



A

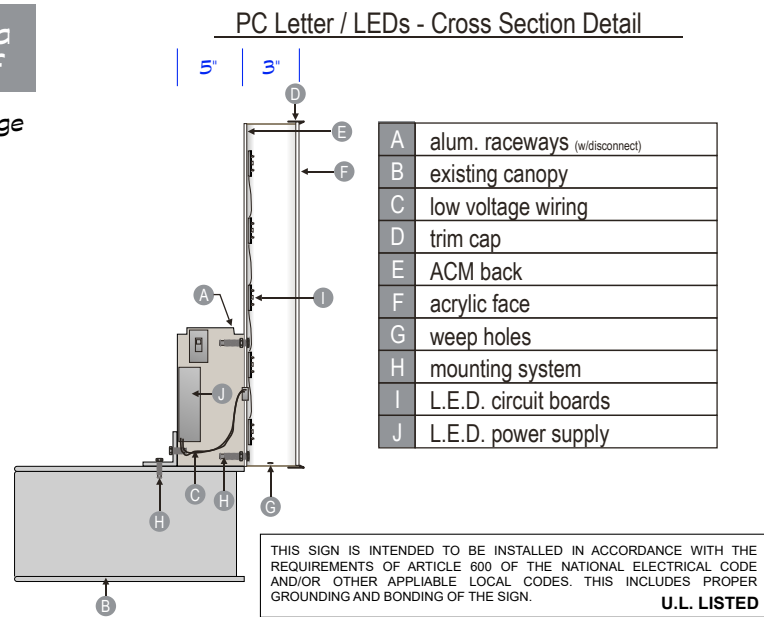
INTERNALLY-ILLUMINATED
PAN CHANNEL DISPLAY

Scale:
1/2" = 1'-0"

Sign Area
34.74 sf

Fabricate and install one (1) internally-illuminated, aluminum, pan channel display on the leading edge of the existing canopy; 3" deep returns (white); white acrylic faces w/ black trim cap. Illuminate using white LEDs to raceway-mounted power supplies (see detail). Raceway to be painted to match canopy beam (Kwal Paint CL2646N Wigwam).

*Size allowance: NTE 10% of the facade area, 30" capital letter height



PERSPECTIVE VIEW

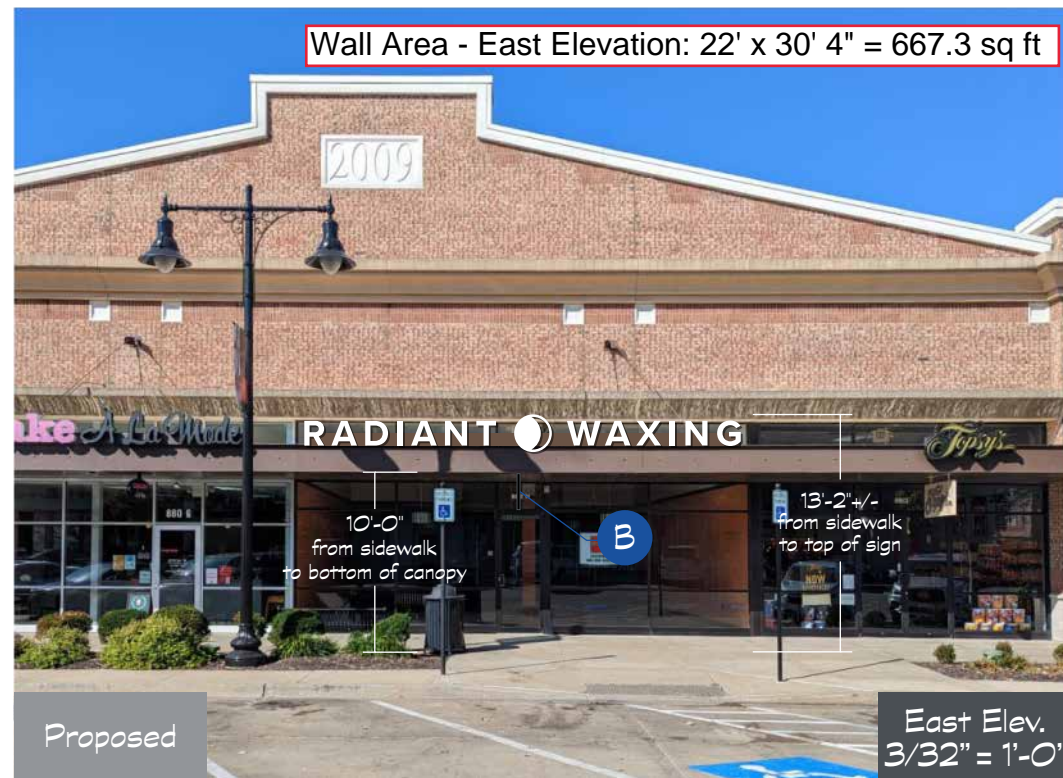


NIGHTTIME VIEW



Existing

East Elev.
3/32" = 1'-0"



Proposed

East Elev.
3/32" = 1'-0"

Client:
Radiant Waxing
(Summit Fair)

Location:
880 NW Blue Parkway
Suite L-105
Lee's Summit, MO 64086

royal
sign

2631 N. 31st Ave.
Phoenix, AZ 85009
602-278-6286
royalsign.net

Project
221301

1 10 OCT 22 TD

2 n/a

3 n/a

4 n/a

5 n/a

6 n/a

7 n/a

8 n/a

9 n/a

10 n/a

Project Manager:
Dane Alvord

E-Mail:
dane@royalsign.net

Approval Signatures

X Client

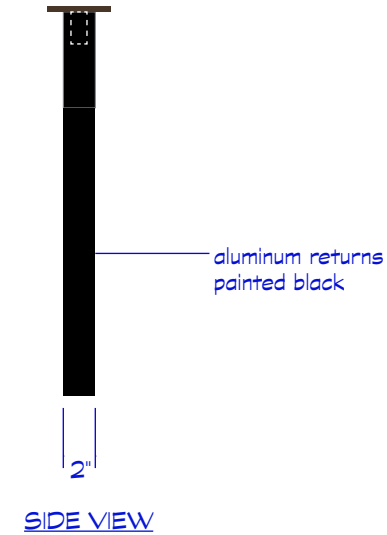
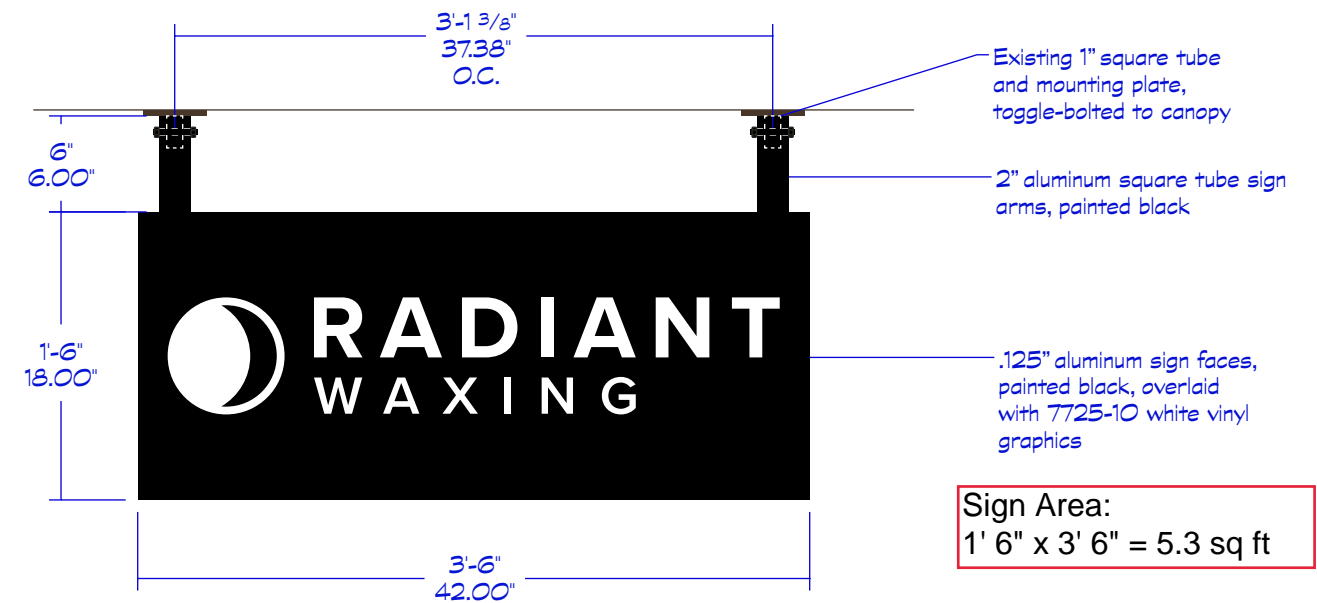
X Landlord

Customer is responsible for providing a dedicated electrical circuit within six feet of each sign location and any desired electrical timing devices.

This original unpublished drawing is submitted solely for the project being planned. It is not to be copied or shown to persons outside of your organization without express written authorization from ROYAL SIGN COMPANY. All specified details on these drawings are subject to change due to the availability of materials and/or changes in the method of fabrication. ROYAL SIGN COMPANY will do their best to maintain the design intent of these drawings at all times. If the owner or owners' representative wishes to receive detail drawings on all changes during the fabrication process, ROYAL SIGN COMPANY must be advised in writing prior to the start of fabrication.

Sheet Title
Exterior

Page Number
2 of 3



B	D/F NON-ILLUMINATED BLADE SIGN	Scale:	Sign Area
		1" = 1'-0"	5.25 sf

Fabricate & install one (1) non-illuminated, double-faced aluminum construction blade sign as illustrated.

*Size allowance: NTE 9 sf, 3'-6" projection, minimum 8'-0" A.F.F.



Client:

Radiant Waxing
(Summit Fair)

Location:

880 NW Blue Parkway
Suite L-105
Lee's Summit, MO 64086

royal
sign

2631 N. 31st Ave.
Phoenix, AZ 85009
602-278-6286
royalsign.net

Project

221301

1

10 OCT 22 TD

2

n/a

3

n/a

4

n/a

5

n/a

6

n/a

7

n/a

8

n/a

9

n/a

10

n/a

Project Manager:

Dane Alvord

E-Mail:

dane@royalsign.net

Approval Signatures

X

Client

X

Landlord

Customer is responsible for providing a dedicated electrical circuit within six feet of each sign location and any desired electrical timing devices.

This original unpublished drawing is submitted solely for the project being planned. It is not to be copied or shown to persons outside of your organization without express written authorization from ROYAL SIGN COMPANY. All specified details on these drawings are subject to change due to the availability of materials and/or changes in the method of fabrication. ROYAL SIGN COMPANY will do their best to maintain the design intent of these drawings at all times. If the owner or owners' representative wishes to receive detail drawings on all changes during the fabrication process, ROYAL SIGN COMPANY must be advised in writing prior to the start of fabrication.

Sheet Title

Exterior

Page Number

3 of 3