


FINISH SCHEDULE

KEY	DESCRIPTION	MFG	MODEL/PATTERN	COLOR	SIZE	INSTALLATION NOTES
FLOORING						
T-1	TILE	CROSSVILLE STUDIOS	SHADES	CLAY UPS	12"x24"	INSTALL ASHLAR PATTERN, GROUT GR-1
T-2	TILE	CROSSVILLE STUDIOS	SHADES	HAZE	12"x24"	INSTALL ASHLAR PATTERN, GROUT GR-2
T-3	TILE	EMSER	MOKUZAI II	SHIRO	8"x36"	INSTALL ASHLAR PATTERN, GROUT GR-3
T-6	TILE	AMERICAN OLEAN	NATURALS	SHADOW GRAY	8"x8"	STRAIGHT SET, TILE FINISH TO BE ABRASIVE UNLESS NOTE OTHERWISE. SMOOTH TILE FINISH 1.152 SQFT (V.I.F.) ABRASIVE TILE FINISH 285 SQFT (V.I.F.), GROUT GR-4
BASE						
TB-1	INTEGRAL COVE BASE	CROSSVILLE STUDIOS	SHADES	CLAY UPS	6"	INTEGRAL COVE BASE AT T-1, GROUT GR-1
TB-2	INTEGRAL COVE BASE	CROSSVILLE STUDIOS	SHADES	HAZE	6"	INTEGRAL COVE BASE AT T-2, GROUT GR-2
TB-3	QUARRY TILE BASE	AMERICAN OLEAN	NATURALS	SHADOW GRAY	6" X 8"	INTEGRAL COVE BASE AT T-6, GROUT GR-4
TB-4	INTEGRAL COVE BASE	DALTILE	COLOR WHEEL LINEAR	ARCTIC WHITE MATTE	4 1/4" X 12 7/8"	INTEGRAL COVE BASE AT SUBWAY WALL TILE T-5, GROUT GR-5
WALLS						
FRP-1	FIBERGLASS REINFORCED PANELS	MARLITE	STANDARD PEBBLED SURFACE	LIGHT GRAY	4'X9'	FINISH ALL EDGES WITH MATCHING TRIM BY MANUFACTURER
T-4	HORIZON ITALIAN TILE	WOW FLOOR TILE	N/A	TRAPEZIUM ASH GREY	4" X 9"	GROUT GR-5
T-5	SUBWAY TILE	DALTILE	COLOR WHEEL LINEAR	ARCTIC WHITE MATTE	4" X 12"	INSTALL HORIZONTAL ASHLAR PATTERN, GROUT GR-5
T-7	SUBWAY TILE	DALTILE	COLOR WHEEL LINEAR, BULLNOSE	ARCTIC WHITE MATTE	4 1/4" X 12 7/8"	INSTALL VERTICALLY TO FINISH EXPOSED TILE EDGE
T-8	SUBWAY TILE	DALTILE	COLOR WHEEL LINEAR, JOLLY	ARCTIC WHITE MATTE	1/2" X 11 15/16"	INSTALL ON EXTERIOR CORNERS AT T-5
WC-1	APPLIED VINYL GRAPHIC	N/A	N/A	N/A	N/A	OFOI VINYL WALL COVERING. PRIME WALL FOR VINYL COVERING
WC-2	OFOI	N/A	N/A	N/A	N/A	OFOI VINYL WALL COVERING. PRIME WALL FOR VINYL COVERING
WC-3	OFOI	N/A	N/A	N/A	N/A	OFOI VINYL WALL COVERING. PRIME WALL FOR VINYL COVERING
WC-4	OFOI	N/A	N/A	N/A	N/A	OFOI VINYL WALL COVERING. PRIME WALL FOR VINYL COVERING
WP-1	WALL PROTECTION	CONSTRUCTION SPECIALTIES	AVROVYN WALL COVERING	949 WHITE	3" HIGH, .040" THICKNESS	FINISH ALL EDGES WITH ARCOVYN TRIM.
CEILING						
ACT-1	ACOUSTICAL CEILING TILE	ARMSTRONG	OPTIMA 3150	WHITE	24" X 24"	SQUARE LAY-IN
ACT-2	ACOUSTICAL CEILING TILE	NATIONAL GYP GRIDSTONE	FIRE-SHIELD CEILING PANEL	WHITE	24" X 24"	SQUARE LAY-IN
SOLID SURFACE						
SS-2	SOLID SURFACE	CORIAN	N/A	DEEP ESPRESSO	6MM THICKNESS	EDGES TO BE SQUARE
SS-3	SOLID SURFACE	CORIAN	N/A	CAMEO WHITE	6MM THICKNESS	EDGES TO BE SQUARE
PAINT						
PT-1	INTERIOR PAINT	SHERWIN WILLIAMS	SW7005	PURE WHITE	N/A	EGGSHELL FINISH. PAINT THE FOLLOWING CEILINGS WITH EGGSHELL FINISH - KITCHEN, RESTROOMS, FRONT COUNTER AND BEVERAGE BAR.
PT-2	INTERIOR PAINT	SHERWIN WILLIAMS	SW7047	PURPOISE	N/A	FLAT
PT-3	INTERIOR PAINT	SHERWIN WILLIAMS	SW7043	WORLDLY GRAY	N/A	EGGSHELL FINISH
PT-4	INTERIOR PAINT	SHERWIN WILLIAMS	COLOR TO MATCH RAL 2009	ORANGE	N/A	FLAT
PT-5	EXTERIOR/INTERIOR PAINT	SHERWIN WILLIAMS	SW6277	SPECIAL GRAY	N/A	FLAT FINISH. INTERIOR SIDE OF DOORS/FRAMES EGGSHELL FINISH.
PLASTIC LAMINATE						
PL-1	PLASTIC LAMINATE	WILSONART	7992-38	PINNACLE WALNUT		GRAIN TO ALWAYS BE INSTALLED VERTICALLY
MISC.						
GR-1	FLOORING GROUT	MAPEI	N/A	BAHAMA BEIGE	N/A	
GR-2	ACCENT TILE GROUT	MAPEI	N/A	CHARCOAL	N/A	
GR-3	ACCENT TILE GROUT	MAPEI	N/A	NAVAJO BROWN	N/A	
GR-4	KITCHEN TILE GROUT	LATICRETE	N/A	NATURAL GREY	N/A	
GR-5	ACCENT TILE GROUT	MAPEI	N/A	AVAILANCE	N/A	
TR-1	TILE TRIM	SCHLUTER SYSTEMS	JOLLY	STAINLESS		
TR-3	FLOOR TILE EDGING	SCHLUTER SYSTEMS	SCHIENE AE110	BRUSHED STAINLESS	5/8" X 1/2"	FLOOR TILE TRANSITION AND BORDER BETWEEN DISSIMILAR TILES

WALLCOVERING LEGEND




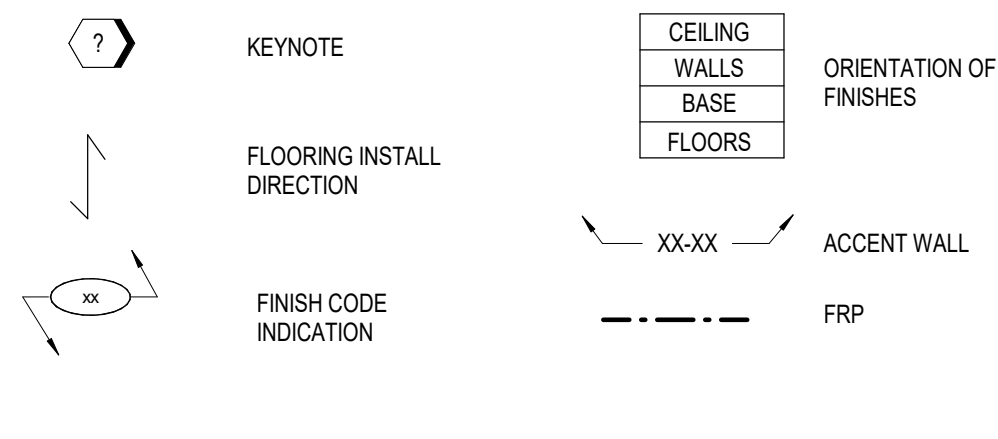
GENERAL NOTES - FINISH PLAN

- MATERIALS ON FINISH SCHEDULE MUST BE SUBMITTED TO ARCHITECT IN TRIPLICATE FOR REVIEW AND APPROVAL PRIOR TO ORDERING.
- DEVIATION FROM SPECIFIED MATERIALS AND INSTALLATIONS ARE NOT PERMITTED UNLESS SUBMITTED IN A TIMELY FASHION AND APPROVED BY WHATABURGER PRIOR TO MODIFICATION.
- UNLESS OTHERWISE NOTED, NEW FLOOR FINISHES TO BE T-1. ALL TILE TO BE SAME DYE LOT WITHIN THEIR OWN TYPE.
- CONTRACTOR TO SUBMIT FULL SIZE SAMPLES OF EACH SPECIFIED TILE. LABEL SAMPLES TO IDENTIFY COLOR, QUALITY OF CONSTRUCTION, MANUFACTURER, PROJECT NAME, AND GENERAL AREA OF INSTALLATION.
- TILE TO TILE THRESHOLD IS TO BE SEAMED UNDER CENTERLINE OF DOOR IN CLOSED POSITION.
- TILE TO SLAB THRESHOLD TO BE SEAMED UNDER CENTERLINE OF DOOR IN CLOSED POSITION. PROVIDE STAINLESS METAL REDUCER STRIP. SUBMIT SAMPLE OF METAL REDUCER STRIP TO ARCHITECT FOR APPROVAL PRIOR TO INSTALLATION.
- INSTALLED TILE AND ALL OTHER FLOORING FINISHES SHALL BE PROTECTED FOR THE DURATION OF CONSTRUCTION.
- WALL BASE TO BE AN INTEGRAL COVE BASE AND IS TO VISUALLY MATCH THE ADJACENT FLOOR TILE BELOW UNLESS NOTED OTHERWISE. FOR EXAMPLE, T-1 FLOORING SHOULD ALWAYS RECEIVE INTEGRAL COVE BASE TB-1. GROUT JOINTS ARE TO ALIGN.
- TOP EDGES OF DISSIMILAR BASE MATERIALS SHALL ALIGN.
- SUBMIT SAMPLES OF EACH SPECIFIED TILE BASE. TILE SAMPLES SHALL BE FULL SIZE OR 12" x 12".
- SUBMIT FULL-SIZE STONE, CERAMIC, OR PORCELAIN FLOOR OR WALL TILE SAMPLES TO WHATABURGER FOR APPROVAL PRIOR TO PURCHASE.
- GROUT COLOR TO BE SELECTED BY DESIGN PROFESSIONAL FOR THE INSTALLATION OF STONE AND HARDSURFACE FLOOR OR WALL TILES. SUBMIT SAMPLES TO WHATABURGER FOR APPROVAL. TO BE EQUAL TO MAPEI EPOXY GROUT. GROUT JOINTS TO BE SEALED.
- UNLESS OTHERWISE NOTED, NEW HOLLOW METAL DOOR FRAMES TO BE FINISHED PT-1. SEMI-GLOSS FINISH.
- UNLESS OTHERWISE NOTED, NEW GWB TO BE FINISHED PT-1. EGGSHELL FINISH, WITH LOW VOC.
- UNLESS OTHERWISE NOTED, CLOSETS TO BE FINISHED TO MATCH ADJOINING SPACE.
- WHERE CERAMIC, PORCELAIN, STONE, OR GLASS TILE IS SCHEDULED, COMPLY WITH REQUIREMENTS OF LATEST EDITION OF TILE COUNCIL OF NORTH AMERICA'S "HANDBOOK FOR CERAMIC, GLASS AND STONE TILE INSTALLATION" AND MANUFACTURER'S GUIDELINES.
- WHERE CERAMIC, PORCELAIN, STONE, OR GLASS TILE IS SCHEDULED, ALL EXPOSED EDGES SHALL RECEIVE A SCHLUTER EDGE. EXPOSED TILE EDGES ARE NOT ALLOWED.
- FINISHING AT GWB TO BE ONE COAT OF INTERIOR LATEX BASE PRIMER COAT AND TWO COATS OF INTERIOR LATEX BASE PAINT. PRIMER COAT TO BE TINTED SIMILAR TO FINISH COAT COLOR. FINISH TO BE EGGSHELL, WITH LOW VOC. UNLESS OTHERWISE NOTED.
- FINISHING AT METAL SURFACES AND DOOR FRAMES TO BE ONE COAT BASE PRIMER AND TWO COATS BASE PAINT. PRIMER COAT TO BE TINTED SIMILAR TO FINISH COAT. PROVIDE ADDITIONAL COATS TO CONCEAL BASE MATERIAL. FINISH TO BE SEMI-GLOSS. REFER TO FINISH SCHEDULE FOR ADDITIONAL INFORMATION.
- ALL WALLCOVERING IS OWNER FURNISHED OWNER INSTALLED (OFOI).
- SURFACES SCHEDULED TO RECEIVE WALLCOVERING ARE TO BE PRIMED ACCORDING TO WALLCOVERING MANUFACTURER'S RECOMMENDATIONS PRIOR TO INSTALLATION. WALLCOVERING INSTALLATION TO BE FREE FROM BUCKLES, BUSTERS, WRINKLES, LOOSE EDGES, OPEN SEAMS OR STAINS. CONTRACTOR TO USE NEW BLADE FOR EACH WALLCOVERING CUT REQUIRED ON SITE.
- UNLESS OTHERWISE NOTED, NEW CEILINGS TO BE ACT-1.
- UNLESS OTHERWISE NOTED, GWB CEILINGS AND SOFFITS TO BE PAINTED CEILING WHITE, FLAT FINISH. REFER TO FINISH SCHEDULE.
- MATERIAL AND FABRICATION OF MILLWORK SHALL BE IN ACCORDANCE WITH THE ARCHITECTURAL WOODWORKING INSTITUTE (AWI) STANDARDS OF CONSTRUCTION FOR PREMIUM GRADE MILLWORK AS A MINIMUM CRITERIA.
- HIGH PRESSURE DECORATIVE LAMINATE (HPDL) WORK SHALL COMPLY WITH AWI SECTION 400. LAMINATE SUBSTRATE SHALL BE MEDIUM DENSITY PARTICLE BOARD OR MEDIUM DENSITY FIBERBOARD. HPDL TYPE 'HSS' SHALL BE USED ON HORIZONTAL SURFACES. HPDL TYPE 'VGS' SHALL BE USED ON VERTICAL SURFACES. CABINET INTERIORS SHALL RECEIVE THERMOSET DECORATIVE OVERLAY (MELAMINE) IN WHITE. SHELVING SHALL COMPLY WITH AWI SECTION 600.
- PROVIDE 135 DEGREE, FRAMELESS CONCEALED HINGES (EUROPEAN STYLE) AND HEAVY-DUTY, FULL-EXTENSION DRAWER GLIDES ONLY. WHERE MILLWORK IS ADJACENT TO PERPENDICULAR PARTITION OR OBSTRUCTION, PROVIDE 94 DEGREE OPEN ANGLE HINGE AT CABINET DOORS THAT SWING INTO OBSTRUCTION. TYPICAL. HARDWARE AND GLIDE CUT SHEETS SHALL BE SUBMITTED WITH SHOP DRAWINGS FOR APPROVAL.
- CABINETS SHALL BE INSTALLED WITH CONCEALED HANGING METHODS ONLY.
- EXPOSED FINISHED SURFACES (JAMBS, SOFFITS, COUNTERTOPS, CABINETRY, ETC.) SHALL BE PROTECTED WITH DROP CLOTHS OR CARDBOARD ENCLOSURES FOR THE DURATION OF CONSTRUCTION TO PREVENT DAMAGE, AND WEAR.
- WARRANTY INFORMATION (PROVIDED BY MANUFACTURER AND SUBCONTRACTORS) AND MANUFACTURER TECHNICAL DATA (CARE AND MAINTENANCE) FOR MATERIALS ON FINISH SCHEDULE SHALL BE SUBMITTED TO OWNERS REPRESENTATIVE PRIOR TO JOB COMPLETION.
- PROVIDE 5% OF ATTIC STOCK, BUT NOT LESS THAN ONE FULL BOX, BUCKET, OR ROLL, FOR THE FOLLOWING MATERIALS: TILE, QUARRY TILE, PORCELAIN TILE, EACH PAINT COLOR, FRP, WALL PROTECTION, AND ACOUSTICAL CEILING TILES.

KEYNOTES

136	FRY REGLET WALLCOVERING TRIM AT CORNER
140	INSTALL T-6 UNDER DRINK EQUIPMENT
177	MEN'S RESTROOM SIGN
178	WOMEN'S RESTROOM SIGN
179	OCCUPANCY SIGN
180	THANK YOU FOR CHOOSING WHATABURGER SIGN
181	RESTROOM (SIGN ABOVE)
401	INSERT ORGANIZATION PROVIDED BY WHATABURGER. JACOBS ONLY TO PROVIDE MILLWORK EXTERIOR.
501	ALIGN WALL TILE WITH MILLWORK EDGE
503	PREP AND PAINT (PT-4) EXPOSED METAL COLUMNS, TYP
505	INSTALL WALL COVERING AT EDGE OF BULLNOSE TILE
506	VENDOR PROVIDED TOE KICK
507	

FINISH SYMBOLS



ms consultants, inc.
engineers, architects, planners
2221 Schrock Road
Columbus, Ohio 43229
p 614.898.7100
f 614.898.7570
www.msconsultants.com

PROTOTYPE: PT20M
NEQ HW 150 AND
HOLLYWOOD ST
LEES SUMMIT, MO



NOTICE: THIS ARCHITECTURAL AND ENGINEERING DRAWING IS GIVEN IN CONFIDENCE AND SHALL BE USED ONLY PURSUANT TO THE AGREEMENT WITH THE ARCHITECT. NO OTHER USE, DISSEMINATION, OR DUPLICATION MAY BE MADE WITHOUT PRIOR WRITTEN CONSENT OF THE ARCHITECT. ALL COMMON LAW RIGHTS OF COPYRIGHT AND OTHERWISE ARE HEREBY SPECIFICALLY RESERVED.



ARCHITECT OF RECORD:
CHARLES M. BUSCH No. A-2019022528
EXP. DATE 12/31/2023

REV	DESCRIPTION	DATE
2	BUILDING PERMIT RESUBMITTAL	9/15/22

Project No.: 40497-21

Client Project No.:

Drawing Title:

FINISH PLAN

Date: 06.29.22 Phase: PERMIT SET

Designed: W/B

Drawn: BKN

Checked: AMF

Drawing No.:
10.1