

RELEASE FOR CONSTRUCTION

AS NOTED FOR PLAN REVIEW
DEVELOPMENT SERVICES

LEE'S SUMMIT, MISSOURI

08/24/2022

Van Deurzen and Associates, P.A.
11011 King Street, Suite 130
Overland Park, KS 66210
(913) 451-6305 FAX: (913) 451-1021

This shop drawing has been reviewed for
conformance with the design concept and
information given in the Contract
Documents.

☒ X Reviewed with no exceptions noted.
☐ Reviewed as noted.
☐ Returned for correction.
☐ Not Reviewed.

By. JWH Date: 04/27/2022

GENERAL NOTES

- FLOOR JOISTS TO BE 11-7/8" LPI20 PLUS @ 16" O.C. TYP. UNLESS OTHERWISE NOTED
- ALL BLOCKING PER STRUCTURAL PLAN
- LOADING TO BE 40 PSF LL - 15 PSF DL

AMERHART

400 MARSHVIEW DRIVE
SUN PRAIRIE, WI 53590
1-800-879-7123
1-608-834-2253

ADDITIONAL NOTES

- ALWAYS READ PRODUCT BROCHURE BEFORE INSTALLATION OF EWP PRODUCTS.
- REFER TO HOLE CHARTS PRIOR TO DRILLING PRODUCT.
- THIS DOCUMENT IS INTENDED SOLEY AS A PLACEMENT PLAN. IT IS TO BE REVIEWED BY THE ENGINEER OF RECORD AND MUST MEET HIS/HER APPROVAL PRIOR TO INSTALLATION OF OUR PRODUCT.
- THIS DOCUMENT IS NOT TO BE USED AS A REPLACEMENT FOR YOUR ORIGINAL STRUCTURAL PLANS.
- LAYOUT, QUANTITY AND LENGTH TO BE VERIFIED BY CONTRACTOR.
- IF WALLS ARE SPECIFIED IN THIS QUOTE, CONTRACTOR MUST VERIFY ALL DIMENSIONS AND ROUGH OPENING SIZES PRIOR TO CONSTRUCTION OF WALL. ROUGH OPENING SIZES ARE ESTIMATES ONLY. TALL WALL IS DESIGNED FOR VERTICAL LOADS AND DIRECT WIND LOADS ONLY. INLINE LATERAL BRACING OF THE BUILDING DIAPHRAGM IS TO BE ACCOUNTED FOR BY THE BUILDING DESIGNER/ENGINEER.

Ground Floor

I Joist

Label	Description	Width	Depth	Qty	Plies	Pcs	Length
J9	LPI 20 Plus	2.5	9.5			3	32-0-0
J8	LPI 20 Plus	2.5	9.5			13	30-0-0
J10	LPI 20 Plus	2.5	9.5			10	28-0-0
J7	LPI 20 Plus	2.5	9.5			10	26-0-0
J6	LPI 20 Plus	2.5	9.5			3	22-0-0
J5	LPI 20 Plus	2.5	9.5			5	16-0-0
J11	LPI 20 Plus	2.5	9.5	1	2	2	16-0-0
J4	LPI 20 Plus	2.5	9.5			5	14-0-0
J3	LPI 20 Plus	2.5	9.5			1	8-0-0
J2	LPI 20 Plus	2.5	9.5			10	6-0-0
J1	LPI 20 Plus	2.5	9.5			9	4-0-0

Blocking

Label	Description	Width	Depth	Qty	Plies	Pcs	Length
BLK1	LPI 20 Plus	2.5	9.5			142	2-0-0

Rim Board

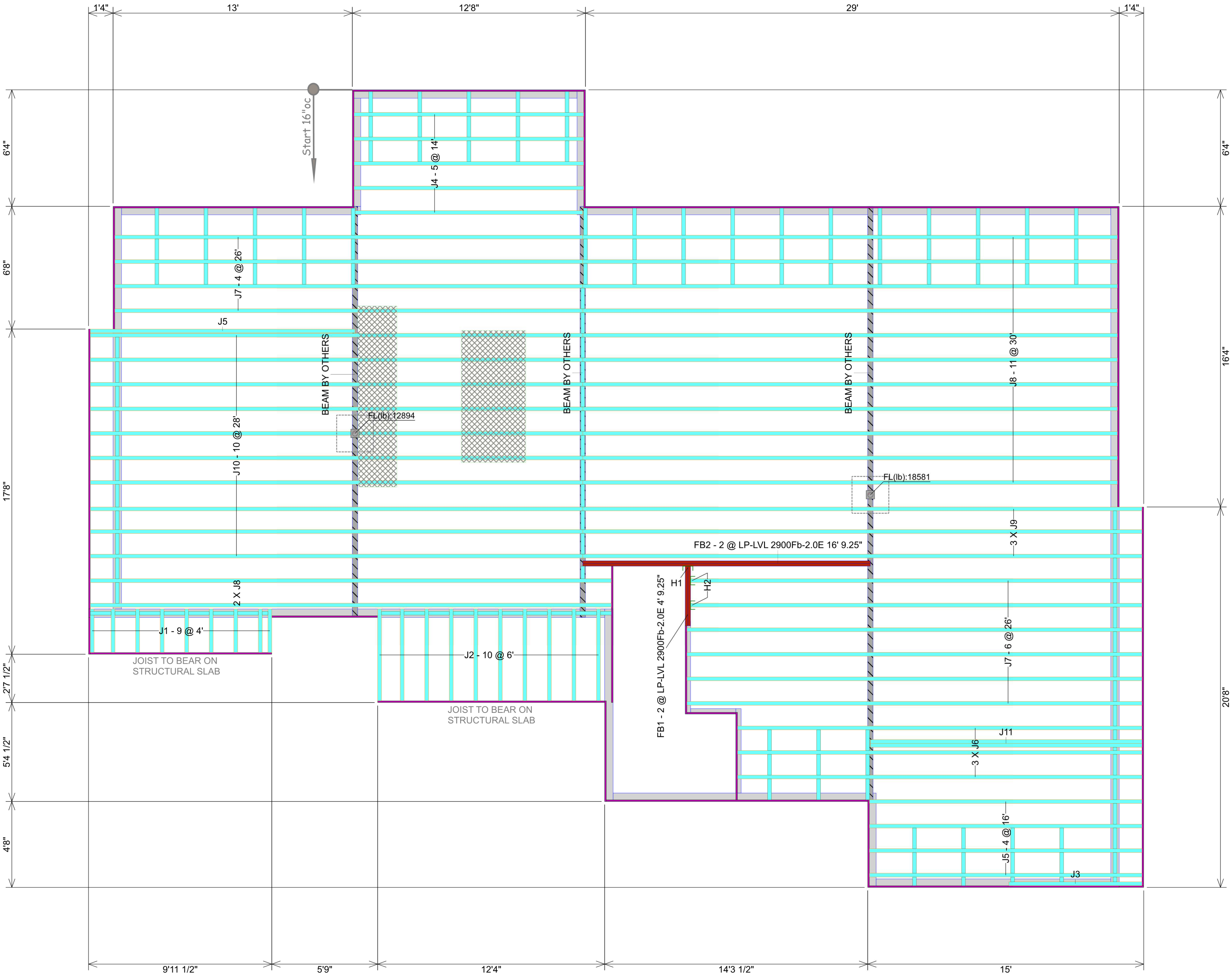
Label	Description	Width	Depth	Qty	Plies	Pcs	Length
R1	LP APA Rated OSB 1.125 X 9.5	1.125	9.5			18	12-0-0

LVL/LSL

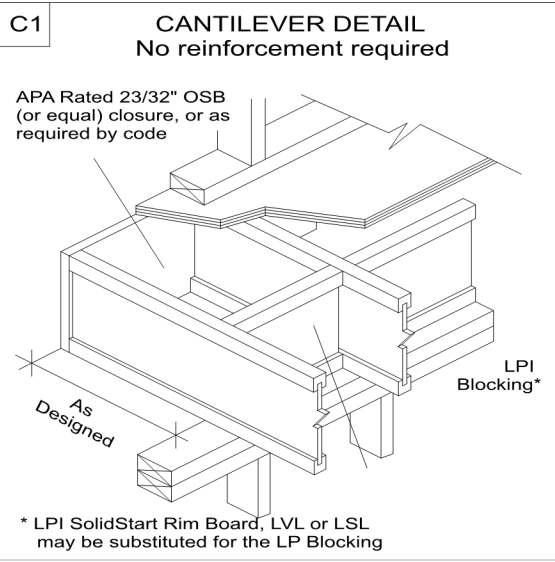
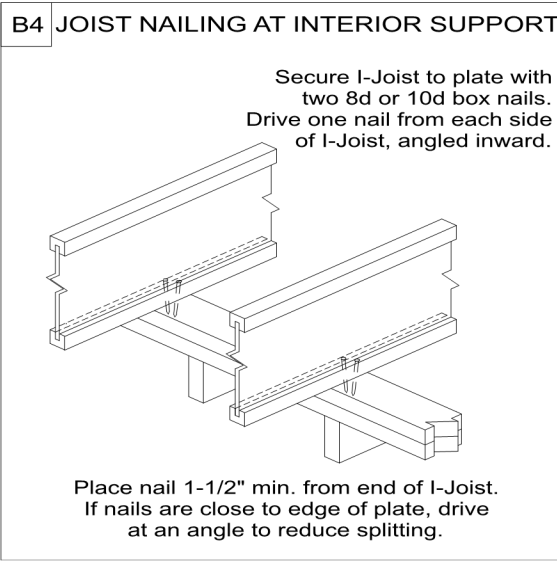
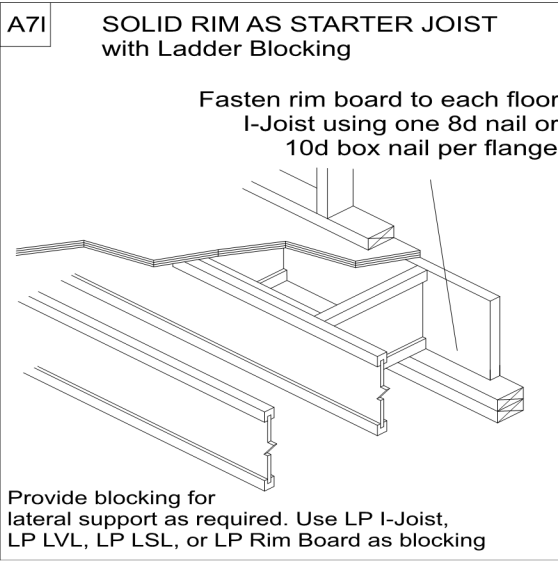
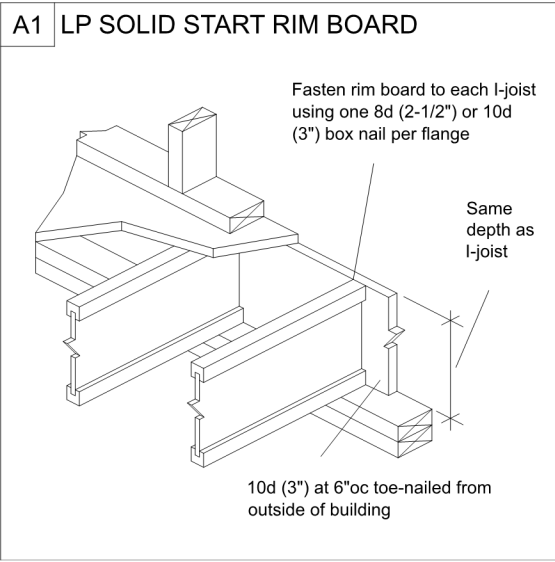
Label	Description	Width	Depth	Qty	Plies	Pcs	Length
FB2	LP-LVL 2900Fb-2.0E	1.75	9.25	1	2	2	16-0-0
FB1	LP-LVL 2900Fb-2.0E	1.75	9.25	1	2	2	4-0-0

Hanger

					Beam/Girder	Supported Member
Label	Pcs	Description	Skew	Slope	fasteners	fasteners
H1	1	HU410 (Min)			14 16d	6 10d
H2	2	IUS2.56/9.5 (Min)			8 10d	




FIRST FLOOR JOIST PLACEMENT PLAN
LOT 41 - WHISPERING WOODS
TL22047ATH



Layout Name
LOT 41 - WHISPERING
WOODS

Amerhart



Project	TL22047ATH
Created	January 24, 2022
Designer	Thomas Hamrick
Layout Name	LOT 41 - WHISPERING WOODS
Dealer	TEAGUE LUMBER
Revised	January 24, 2022