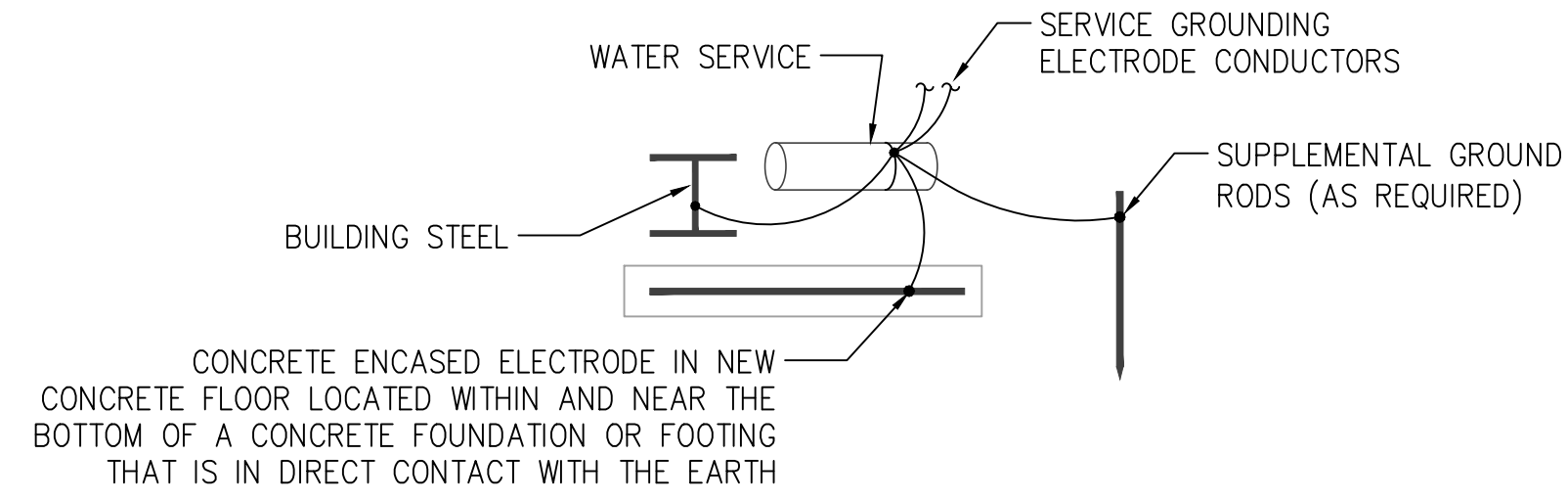


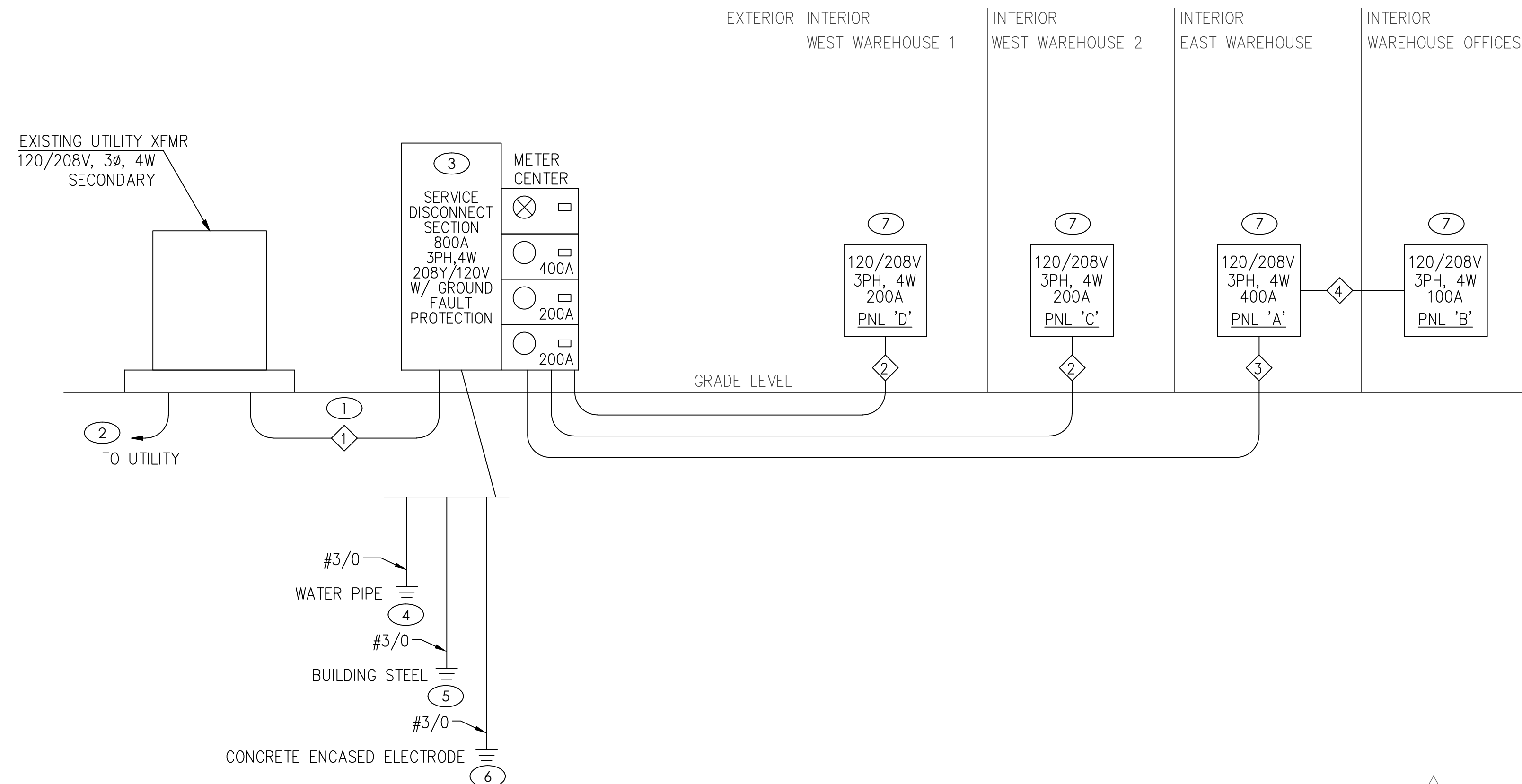
| ELECTRICAL LIGHTING SCHEDULE (OR EQUAL, VERIFY ALL SELECTIONS AND FINISHES WITH OWNER AND ARCHITECT PRIOR TO ORDERING). |              |                      |           |               |                    |  |       |
|---|--------------|----------------------|-----------|---------------|--------------------|--|-------|
| FIXTURE TYPE  | MANUFACTURER |                      | VOLT AMPS | MOUNTING      | LAMP TYPE          | REMARKS  | VOLT  |
|   | NAME         | SERIES               |           |               |                    |  |       |
| A   | LITHONIA     | EPANL                | 31        | RECESSED/GRID | INCLUDED 4000K LED | LED 2'X4' FLAT PANEL - 4000LM OUTPUT HIGH EFFICIENCY                                       | MVOLT |
| B   | LITHONIA     | WF6                  | 14        | RECESSED      | INCLUDED 2700K LED | WAFFER-STYLE 6" LED DOWNLIGHT  | MVOLT |
| C   | LITHONIA     | CPHB 12LM MVOLT 40K  | 88        | SUSPENDED     | INCLUDED 4000K LED | COMPACT HIGH-BAY LED WAREHOUSE FIXTURE - 12000 LUMEN OUTPUT                                | MVOLT |
| W   | LITHONIA     | WDGE3                | 59        | WALL          | INCLUDED 4000K LED | EXTERIOR WALL PACK - P2 PACKAGE - PROVIDE WITH 'PE' PHOTOCELL OPTION                       | MVOLT |
|   | LITHONIA     | ELM2L-SDRT           | 5         | SURFACE       | INCLUDED LED       | EMERGENCY EGRESS LIGHTING UNIT WITH 90 MIN. BATTERY PACK                                   | 120   |
|   | LITHONIA     | LHQM-LED-R-SD        | 5         | SURFACE       | INCLUDED LED       | EMERGENCY EXIT EGRESS COMBO LIGHTING UNIT WITH RED FACE EXIT SIGN AND 90 MIN. BATTERY PACK | 120   |
|   | LITHONIA     | ELA-B-T-QWP-L0309-SD | 5         | SURFACE       | INCLUDED LED       | OUTDOOR EMERGENCY REMOTE EGRESS LIGHTING UNIT  | 120   |



## GROUNDING ELECTRODE SYSTEM DIAGRAM

SCALE : NO SCALE

2



## ELECTRICAL SINGLE LINE DIAGRAM

SCALE : NO SCALE

1

| FEEDER SCHEDULE |                                      |
|-----------------|--------------------------------------|
| FEEDER NUMBER   | CONDUIT AND CONDUCTOR SIZES          |
| 1               | (3) 3" C EA W/ 4 #400KCM AL          |
| 2               | (1) 2" C W/ 4 #3/0 CU & #6 CU GND    |
| 3               | (2) 2" C EA W/ 4 #3/0 CU & #3 CU GND |
| 4               | (1) 1-1/4" C W/ 4 #3 CU & #6 CU GND  |

THE DESIGN PROFESSIONAL HAS PERFORMED ALL THE REQUIRED VOLTAGE DROP CALCULATIONS FOR ALL BRANCH CIRCUITS AND FEEDERS PER THE NATIONAL ELECTRICAL CODE, ARTICLE 210.19(A)(1) FPN NO. 4.

THE DESIGN PROFESSIONAL HAS PERFORMED ALL THE REQUIRED SHORT CIRCUIT CALCULATIONS AND THE AIC RATING INDICATED FOR EACH DEVICE IS ADEQUATE TO PROTECT THE EQUIPMENT AND THE ELECTRICAL SYSTEM.

### # KEYED SLD NOTES


- PROVIDE NEW CONDUCTORS TO UTILITY SOURCE. VERIFY EXACT LOCATION AND REQUIREMENTS WITH UTILITY PRIOR TO ROUGH-IN.
- CONTRACTOR TO PROVIDE AND INSTALL TWO 4" PVC CONDUITS FOR SERVICE PRIMARY TO LOCATION DETERMINED BY UTILITY.
- NEW DISCONNECT WITH GROUND FAULT PROTECTION PER UTILITY REQUIREMENTS.
- PROVIDE NEW GROUND PER NEC 250.52(A)(1).
- PROVIDE NEW GROUND PER NEC 250.52(A)(2).
- PROVIDE NEW GROUND PER NEC 250.52(A)(3).
- NEW 120/208V PANELBOARD. SEE PANELBOARD SCHEDULES ON SHEET E-302 FOR MORE INFORMATION.

ENTIRE SHEET REVISED

#### CLIENT

DAVID WARD  
WARD DEVELOPMENT  
1120 EAGLE RIDGE BLVD  
GRAIN VALLEY, MO 64029  
david@safelyministorage.com

#### MEP ENGINEER



MO 00440 20200781 KS 00440 0218  
101 WABLER PARKWAY, SAFETY VALLEY, MO 64085  
3610 DICKSON STREET, GRAIN VALLEY, MO 64029  
phone: 816.275.4800 | email: jsmith@jsc-engineers.com



07-29-2022

**LOT 10 LAKEWOOD BUSINESS PARK**  
LOT 10 I-470 BUSINESS PARK  
LEE'S SUMMIT, MO 64064

| REVISIONS NO. | DATE / DESCRIPTION            |
|---------------|-------------------------------|
| 1.            | 09.24.2021 (PHOTOMETRIC PLAN) |
| 2.            | 07.29.2022 (OWNER CHANGES)    |

PROJECT #: 21-049  
ISSUE DATE: 06/11/2021  
ISSUED FOR: PERMIT

ELECTRICAL SCHEDULES AND DIAGRAMS

E-301

