

RELEASE FOR CONSTRUCTION
AS NOTED ON PLANS REVIEW
DEVELOPMENT SERVICES
LEE'S SUMMIT, MISSOURI
05/23/2022 2:46:28

Van Deurzen and Associates, P.A.
11011 King Street, Suite 130
Overland Park, KS 66210
(913) 451-6305 FAX: (913) 451-1021

This shop drawing has been reviewed for
conformance with the design concept and
information given in the Contract
Documents.

☒ X Reviewed with no exceptions noted.
☐ Reviewed as noted.
☐ Returned for correction.
☐ Not Reviewed.

By: JWH Date: 03/01/2022

GENERAL NOTES

1. FLOOR JOISTS TO BE 11-7/8" LPI20 PLUS @ 16" O.C. TYP. UNLESS OTHERWISE NOTED
2. ALL BLOCKING PER STRUCTURAL PLAN
3. LOADING TO BE 40 PSF LL - 15 PSF DL

AMERHART

400 MARSHVIEW DRIVE
SUN PRAIRIE, WI 53590
1-800-879-7123
1-608-834-2253

ADDITIONAL NOTES

1. ALWAYS READ PRODUCT BROCHURE BEFORE INSTALLATION OF EWP PRODUCTS.
2. REFER TO HOLE CHARTS PRIOR TO DRILLING PRODUCT.
3. THIS DOCUMENT IS INTENDED SOLEY AS A PLACEMENT PLAN. IT IS TO BE REVIEWED BY THE ENGINEER OF RECORD AND MUST MEET HIS/HER APPROVAL PRIOR TO INSTALLATION OF OUR PRODUCT.
4. THIS DOCUMENT IS NOT TO BE USED AS A REPLACEMENT FOR YOUR ORIGINAL STRUCTURAL PLANS.
5. LAYOUT, QUANTITY AND LENGTH TO BE VERIFIED BY CONTRACTOR.
6. IF WALLS ARE SPECIFIED IN THIS QUOTE, CONTRACTOR MUST VERIFY ALL DIMENSIONS AND ROUGH OPENING SIZES PRIOR TO CONSTRUCTION OF WALL. ROUGH OPENING SIZES ARE ESTIMATES ONLY. TALL WALL IS DESIGNED FOR VERTICAL LOADS AND DIRECT WIND LOADS ONLY. INLINE LATERAL BRACING OF THE BUILDING DIAPHRAGM IS TO BE ACCOUNTED FOR BY THE BUILDING DESIGNER/ENGINEER.

Ground Floor

I Joist

Label	Description	Width	Depth	Qty	Plies	Pcs	Length
J11	LPI 20 Plus	2.5	11.875			3	34'-0"-0
J10	LPI 20 Plus	2.5	11.875			11	32'-0"-0
J9	LPI 20 Plus	2.5	11.875			2	30'-0"-0
J13	LPI 20 Plus	2.5	11.875			9	26'-0"-0
J7	LPI 20 Plus	2.5	11.875			7	24'-0"-0
J6	LPI 20 Plus	2.5	11.875			6	22'-0"-0
J5	LPI 20 Plus	2.5	11.875			11	20'-0"-0
J12	LPI 20 Plus	2.5	11.875	4	2	8	16'-0"-0
J4	LPI 20 Plus	2.5	11.875			5	16'-0"-0
J3	LPI 20 Plus	2.5	11.875			5	12'-0"-0
J2	LPI 20 Plus	2.5	11.875			12	8'-0"-0
J1	LPI 20 Plus	2.5	11.875			2	6'-0"-0
J8	LPI 20 Plus	2.5	11.875			3	4'-0"-0

Blocking

Label	Description	Width	Depth	Qty	Plies	Pcs	Length
BLK1	LPI 20 Plus	2.5	11.875			154	2'-0"-0

Rim Board

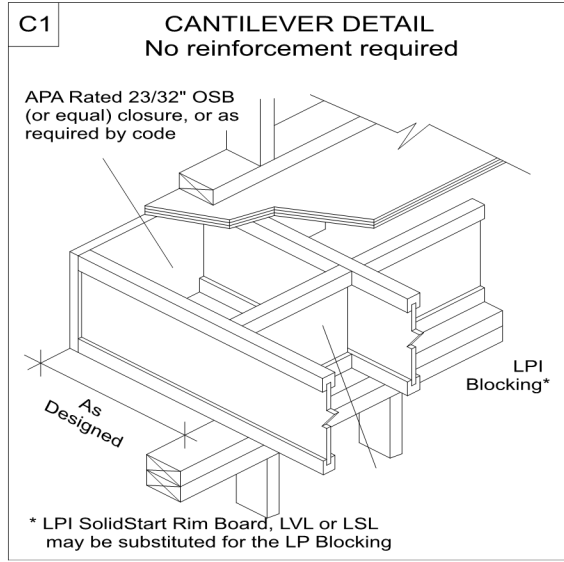
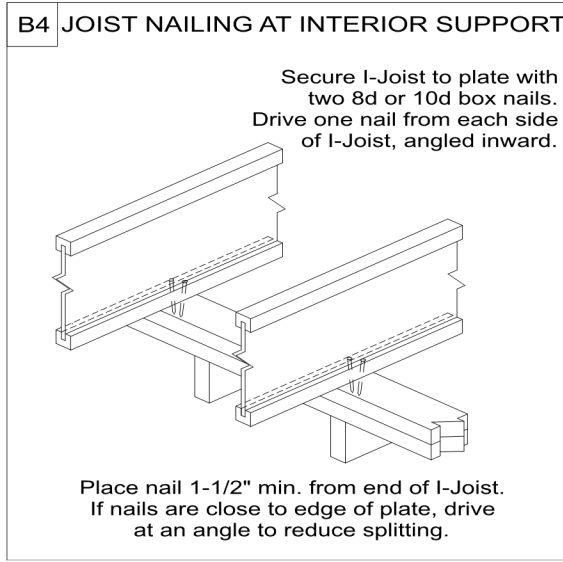
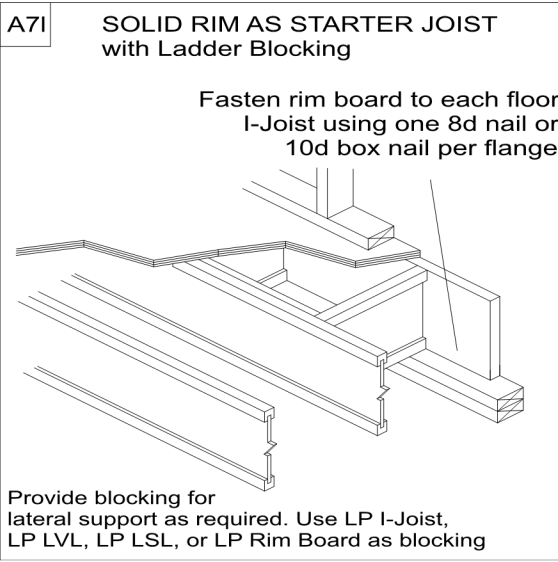
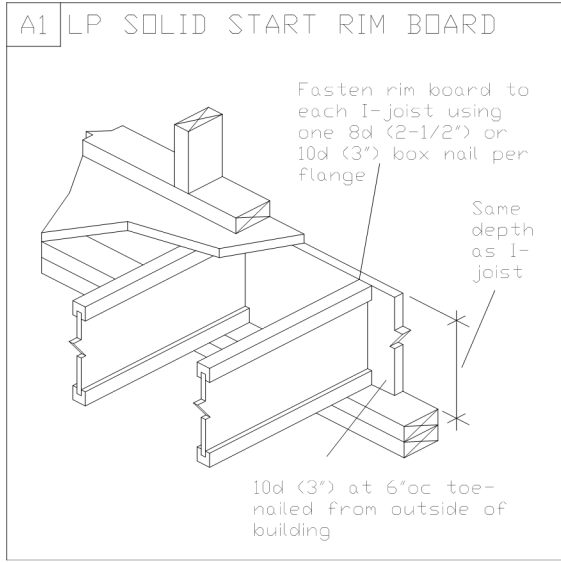
Label	Description	Width	Depth	Qty	Plies	Pcs	Length
R1	LP APA Rated OSB 1.125 X 11.875	1.125	11.875			20	12'-0"-0

LVL/LSL

Label	Description	Width	Depth	Qty	Plies	Pcs	Length
FB4	LP-LVL 2900Fb-2.0E	1.75	11.875	1	2	2	18'-0"-0
FB3	LP-LVL 2900Fb-2.0E	1.75	11.875	1	2	2	16'-0"-0
FB2	LP-LVL 2900Fb-2.0E	1.75	11.875	1	2	2	8'-0"-0
FB1	LP-LVL 2900Fb-2.0E	1.75	11.875	1	2	2	6'-0"-0


Hanger

		Beam/Girder			Supported Member	
Label	Pcs	Description	Skew	Slope	fasteners	fasteners
H1	2	HU410 (Min)			14 16d	6 10d
H3	7	IUS2.56/11.88 (Min)			10 10d	



Layout Name
HOOK FARMS - LOT 66

Amerhart



Project
TL21175ATH

Created
December 10, 2021

Designer
Thomas Hamrick

Layout Name
HOOK FARMS - LOT 66

Dealer
TEAGUE LUMBER

Revised
December 10, 2021