STREETS OF WEST PRYOR:CORE & SHELL

MULTI-TENANT BUILDING - PARCEL 9B

LEE'S SUMMIT, JACKSON COUNTY, MISSOURI 64081

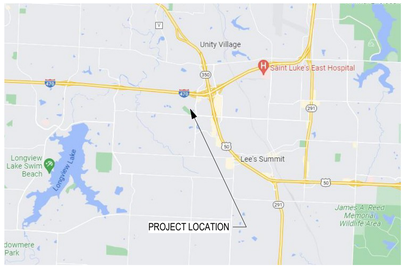

A1 LOCATION MAP
SCALE: NOT TO SCALE

N

MATERIAL LEGEND

PLAN OR SECTION

- ACOUSTIC TILE (SECTION)
- BATT INSULATION
- BRICK
- CARPET
- CONCRETE
- CONCRETE MASONRY UNITS
- CONCRETE, PLASTER CUT STONE, STUCCO
- EARTH COMPACTED/ DISTURBED
- METAL
- METAL STUDS
- PLYWOOD (LARGE SIZE)
- RIGID INSULATION
- SAND, GRAVEL, PLASTER, DRYWALL, CUT STONE, GROUT
- TILE (LARGE SCALE)
- WOOD BLOCKING
- WOOD MEMBER (CONTINUOUS)
- WOOD STUDS, PARALAM, FINISHED

ELEVATION

- BRICK
- GLASS
- WOOD

GRAPHIC SYMBOLS

ELEVATION TAG: B3 / B3 A-202 B3 / B3

WALL SECTION TAG: B5 A-202 SIM

DETAIL CALLOUT: SIM A2 A-303

SMALL REFERENCE NOTE A-101/A1

PARTITION TYPE TAG: P2

WINDOW TAG: 1t

DOOR TAG: D101B

ROOM TAG: ROOM NAME 101

BEARING ELEVATION MARK: EL - FLOOR 100'-0"

MATCHLINE: A-101 / 1 A-101 / 1

DESCRIPTIVE ARROW: NEW EXISTING

CENTERLINE MARK: ℄

SPOT ELEVATION

DEMOLITION MARK: 1

GENERAL NOTE MARK: 1

NEW CONSTRUCTION MARK: 1

REVISION MARK: 1

EQUIPMENT TAG: 1i

CODE SUMMARY

LEE'S SUMMIT, MISSOURI, BUILDING CODES

INTERNATIONAL BUILDING CODE	2018
INTERNATIONAL MECHANICAL CODE	2018
NATIONAL ELECTRICAL CODE	2017
INTERNATIONAL PLUMBING CODE	2018
INTERNATIONAL FIRE CODE	2018
INTERNATIONAL FUEL GAS CODE	2018
ICC/ANSI A117.1-2017, ACCESSIBLE AND USABLE BUILDINGS AND FACILITIES	

BUILDING TYPE:	NEW CONSTRUCTION
OCCUPANCY TYPE:	1B
CONSTRUCTION TYPE:	5B
ALLOWABLE HEIGHT:	40 FT = 1 STORIES
ACTUAL HEIGHT:	28 FT = 1 STORIES

GROSS BUILDING AREA:

TENANT A:	2,520 SF
TENANT B:	1,850 SF
TOTAL 1ST FLOOR:	4,370 SF

ALLOWABLE FLOOR AREA:

TENANT A - (BASE ALLOWABLE):	A-2.5B = 6000 SF
TENANT B - (BASE ALLOWABLE):	B.5B = 9000 SF

PLUMBING FIXTURES:

PLUMBING FIXTURE TO BE INCLUDED IN INDIVIDUAL TENANT FINISH SUBMITTALS

ABBREVIATIONS

A

AFF	ABOVE FINISH FLOOR
ACS PNL	ACCESS PANEL
ACC	ACCESSIBLE
ACT	ACOUSTICAL CEILING TILE
ACOUS PNL	ACOUSTICAL PANEL
ADMIN	ADMINISTRATION
APC	ACOUSTICAL PANEL CEILING
AWT	ACOUSTICAL WALL TREATMENT
ADJ	ADJUSTABLE
AHU	AIR HANDLING UNIT
ALT	ALTERNATE
ALUM	ALUMINUM
AB	ANCHOR BOLT
L	ANGLE
ANOD	ANODIZE / ANODIZED
APPROX	APPROXIMATE
ARCH	ARCHITECTURAL
ASPH	ASPHALT

B

BSMT	BASEMENT
BM	BEAM
BRG	BEARING
BRG PL	BEARING PLATE
BR	BEDROOM
BLW	BELOW
BTWN	BETWEEN
BITUM	BITUMINOUS
BD	BOARD
BF	BOTH FACES
BS	BOTH SIDES
BW	BOTH WAYS
BOT	BOTTOM
BRKT	BRACKET
BLDG	BUILDING
BUR	BUILT-UP ROOFING

C

CAB	CABINET
CUH	CABINET UNIT HEATER
CPT	CARPET
CIP	CAST-IN-PLACE
CS	CAST STONE
CLG	CEILING
CEM	CEMENT
CTR	CENTER
CL	CENTER LINE
C TO C	CERAMIC TILE
CH BD	CHALKBOARD
C	CHANNEL
CLR	CLEAR
CLO	CLOSET
COL	COLUMN
CONC	CONCRETE
CMU	CONCRETE MASONRY UNIT
CJ	CONSTRUCTION JOINT, CONTROL JOINT

D

DL	DEAD LOAD
DEMO	DEMOLITION
DEPT	DEPARTMENT
D	DEPTH
DET	DETAIL
DIAG	DIAGONAL
DIA	DIAMETER
DIM	DIMENSION

D CONTINUED

DW	DISHWASHER
DR	DOOR
DBL	DOUBLE
DN	DOWN
DS	DOWNSPOUT
DWG	DRAWING
DF	DRINKING FOUNTAIN

E

EA	EACH
EW	EACH WAY
ESMT	EASEMENT
E	EAST
ELEC	ELECTRIC, ELECTRICAL
EL	ELEVATION
ELEV	ELEVATOR
EQ	EQUAL
EQUIP	EQUIPMENT
EXH FN	EXHAUST FAN
EXIST	EXISTING
EXP	EXPANSION
EJ	EXPANSION JOINT
EXT	EXTERIOR
EIFS	EXTERIOR INSULATION & FINISH SYSTEM

F

FC BRK	FACE BRICK
FOF	FACE OF FINISH
FGL	FIBERGLASS
FIN	FINISH
FF EL	FINISH FLOOR ELEVATION
FE	FIRE EXTINGUISHER
FEC	FIRE EXTINGUISHER CABINET
FIXT	FIXTURE
FLASH	FLASHING
FLR	FLOOR
FCO	FLOOR CLEANOUT
FD	FLOOR DRAIN
FLUOR	FLUORESCENT
FLL	FLOW LINE
FT	FOOT
FTG	FOOTING
FDTN	FOUNDATION
FR	FRAME
FA	FRESH AIR
FURN	FURNACE
FURG	FURRING
FS	FULL SIZE

G

GA	GAUGE
GALV STL	GALVANIZED STEEL
GC	GENERAL CONTRACTOR
GL	GLASS
GB	GRAB BAR
GYP BD	GYPSUM BOARD

H

HCP	HANDICAPPED
HDW	HARDWARE
HDWD	HARDWOOD
HVAC	HEATING, VENTILATION & AIR CONDITIONING
HT	HEIGHT
H	HIGH
HWY	HIGHWAY
HM	HOLLOW METAL
HORIZ	HORIZONTAL
HP	HORESEPOWER

H CONTINUED

HW	HOT WATER
HYD	HYDRANT

I

INCL	INCLUDED
ID	INSIDE DIAMETER
INSUL	INSULATION
INT	INTERIOR

J

JAN	JANITOR

K

KIT	KITCHEN

L

L	ANGLE
LAB	LABORATORY
LAM	LAMINATE
LAU	LAUNDRY
LAV	LAVATORY
LWC	LIGHTWEIGHT CONCRETE
LCMU	LIGHTWEIGHT CONCRETE MASONRY
LF	LINEAR FOOT
LL	LIVE LOAD
LR	LIVING ROOM
LLH	LONG LEG HORIZONTAL
LLV	LONG LEG VERTICAL

M

MAINT	MAINTENANCE
MH	MANHOLE
MFD	MANUFACTURED
MFR	MANUFACTURER
MFG	MANUFACTURING
MO	MASONRY OPENING
MBR	MASTER BEDROOM
MATL	MATERIAL
MAX	MAXIMUM
MECH	MECHANICAL
MTL	METAL
MW	MICROWAVE
MIN	MINIMUM, MINUTE
MISC	MISCELLANEOUS
MR	MOISTURE RESISTANT
MTD	MOUNTED
MULL	MULLION

N

NRC	NOISE REDUCTION COEFFICIENT
NOM	NOMINAL
N	NORTH
NIC	NOT IN CONTRACT
NTS	NOT TO SCALE

O

OFF	OFFICE
OC	ON CENTER
OPNG	OPENING
OPP	OPPOSITE
OD	OUTSIDE DIAMETER
O/O	OUT TO OUT
OA	OVERALL
ORD	OVERFLOW ROOF DRAIN
OH	OVERHANG
OF/CI	OWNER FURNISHED/ CONTRACTOR INSTALLED
OF/OI	OWNER FURNISHED/ OWNER INSTALLED

P

PT	PAINT
PR	PAIR
PNL	PANEL
PTD	PAPER TOWEL DISPENSER
PBD	PARTICLE BOARD
PTN	PARTITION
PVG	PAVING
PERF	PERFORATED
PERIM	PERIMETER
PLAS	PLASTER
PERP	PERPENDICULAR
PLAM	PLASTIC LAMINATE
PLYWD	PLYWOOD
PVC	POLYVINYL CHLORIDE
LB	POUND
PCF	POUNDS PER CUBIC FOOT
PLF	POUNDS PER LINEAR FOOT
PSF	POUNDS PER SQUARE FOOT
PSI	POUNDS PER SQUARE INCH
PCC	PRECAST CONCRETE
PREFAB	PREFABRICATE
PREFIN	PREFINISH
PROJ	PROJECT
PL	PROPERTY LINE

Q

QT	QUARRY TILE

R

REF	REFERENCE, REFRIGERATOR
RCP	REFLECTED CEILING PLAN
REINF	REINFORCE
REQD	REQUIRED
RESIL	RESILIENT
REST	RESTROOM
RA	RETURN AIR
REV	REVISION
R	RISER, RADIUS, RANGE
RD	ROOF DRAIN
RFG	ROOFING
RM	ROOM
RO	ROUGH OPENING
RS	ROUGH SAWN

S

SNU	SANITARY NAPKIN DISPENSER
SNDU	SANITARY NAPKIN DISPOSAL UNIT
SS	SANITARY SEWER
SCHED	SCHEDULE
SECT	SECTION
SHT	SHEET
SV	SHEET VINYL
SHV	SHELVING
SHR	SHOWER
SIM	SIMILAR
SCWD	SOLID CORE WOOD
STC	SOUND TRANSMISSION CLASS
S	SOUTH
SPEC	SPECIFICATION
SB	SPLASH BLOCK
SF	SQUARE FOOT
SQ IN	SQUARE INCH
SQ YD	SQUARE YARD
SST	STAINLESS STEEL
STD	STANDARD
STL JST	STEEL JOIST
STOR	STORAGE
SD	STORM DRAIN
ST	STREET

S CONTINUED

STRUCT	STRUCTURAL
SUSP CLG	SUSPENDED CEILING
SW	SWITCH

T

TK BD	TACKBOARD
TEL	TELEPHONE
TV	TELEVISION
TMPD	TEMPERED
TER	TERRAZZO
THK	THICKNESS
TPD	TOILET PAPER HOLDER
T&G	TONGUE AND GROOVE
T&B	TOP AND BOTTOM
TOC	TOP OF CURB, TOP OF CONCRETE
TOF	TOP OF FOOTING
TOM	TOP OF MASONRY
TOS	TOP OF STEEL
TOW	TOP OF WALL
TB	TOWEL BAR
TRANS	TRANSPARENT
*TF	TRANSPARENT WOOD FINISH
T	TREAD
TYP	TYPICAL

U

UNFIN	UNFINISHED
UH	UNIT HEATER
UNO	UNLESS NOTED OTHERWISE

V

VR	VAPOR RETARDER
VNR	VENEER
VENT	VENTILATION
VERT	VERTICAL
VEST	VESTIBULE
VB	VINYL BASE
VCT	VINYL COMPOSITION TILE
VWC	VINYL WALL COVERING
VWF	VINYL WALL FABRIC
V	VOLT

W

WSCT	WAINSCOT
WC	WALL COVERING, WATER CLOSET
WH	WATER HEATER
WP	WATERPROOFING, WORKING POINT
WT	WEIGHT
WWF	WELDED WIRE FABRIC
W	WEST, WIDE
WDW	WINDOW
WGL	WIRED GLASS
W/	WITH
W/O	WITHOUT
WD	WOOD

DESIGN TEAM

ARCHITECTURAL DESIGN

SCHWERDT DESIGN GROUP
2231 SW WANAMAKER RD SUITE 303
TOPEKA, KANSAS 66614

CONTACT: MIKE HAMPTON, AIA
MICHAEL SCOTT
PHONE: 785-273-7540
E-MAIL: MKH@SDGARCH.COM
MIS@SDGARCH.COM

MECHANICAL & ELECTRICAL DESIGN

PKMR ENGINEERS
2933 SW WOODSIDE DR, SUITE C
TOPEKA, KS 66614

CONTACT: BRYAN LEINWETTER, PE
PHONE: 785.291.0400
E-MAIL: BRYAN.LEINWETTER@PKMRENG.COM

STRUCTURAL DESIGN

CERTUS STRUCTURAL ENGINEERS
900 S KANSAS AVE, SUITE 400
TOPEKA, KS 66612

CONTACT: AARON SCOTT, PE
PHONE: 785.291.0400
E-MAIL: AARON.SCOTT@CERTUSSE.COM

CIVIL DESIGN

SM ENGINEERING
919 W STEWART RD
COLUMBIA, MO 65203

CONTACT: SAM MALINOWSKI, PE
PHONE: 785.341.9747
E-MAIL: SMCIVILENGR@GMAIL.COM

SHEET INDEX

GENERAL
G-001 COVER SHEET

ARCHITECTURAL
A-100 SITE PLAN
A-101 FIRST FLOOR PLAN
A-102 ROOF PLAN
A-201 Exterior Elevations
A-301 WALL SECTIONS
A-302 WALL SECTIONS
A-303 WALL SECTIONS
A-501 BUILDING DETAILS
A-502 BUILDING DETAILS
A-601 SCHEDULES

STRUCTURAL
S-001 GENERAL NOTES
S-101 FOUNDATION PLAN
S-102 WALL FRAMING PLAN
S-103 ROOF FRAMING PLAN
S-201 FRAMING ISOMETRIC
S-301 CONCRETE DETAILS & SECTIONS
S-601 FRAMING DETAILS & SECTIONS
S-602 FRAMING DETAILS & SECTIONS
S-603 FRAMING DETAILS & SECTIONS

MECHANICAL
M-101 PLUMBING PLAN
M-201 PLUMBING DETAILS
M-301 HVAC PLAN

ELECTRICAL
E-101 POWER PLAN
E-201 ELECTRICAL DETAILS
E-301 LIGHTING PLAN

schwerdt design group
architecture | interiors | planning
2231 sw wanamaker rd suite 303
topeka, kansas 66614-4275
phone: 785.273.7540

500 north broadway suite 200
oklahoma city, ok 73102
phone: 405.231.3105

STATE OF MISSOURI
MICHAEL K. HAMPTON
NUMBER A-2008027042
ARCHITECT
APRIL 11, 2022

MICHAEL K HAMPTON
#MO# A-2008027042

SCHWERDT DESIGN GROUP INC
MO CERTIFICATE OF AUTH. #F00353876

MULTI-TENANT BUILDING - PARCEL #9B
STREETS OF WEST PRYOR:CORE & SHELL
LEE'S SUMMIT, JACKSON COUNTY, MISSOURI 64081

SUBMISSION DATES
4/4/2022

SHEET TITLE
COVER SHEET

PROJECT NUMBER
210345

SHEET NUMBER
G-001

FILE PATH: C:\Users\scott\Documents\210345_West-Pryor_Lot-9B_mes@sdgarch.com.rvt
DATE: 4/4/2022 5:08:43 PM
DRAWN BY: Author

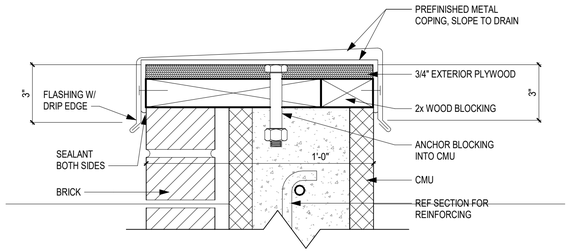

D5 TRASH ENCLOSURE CAP DETAIL

SCALE: 3" = 1'-0"

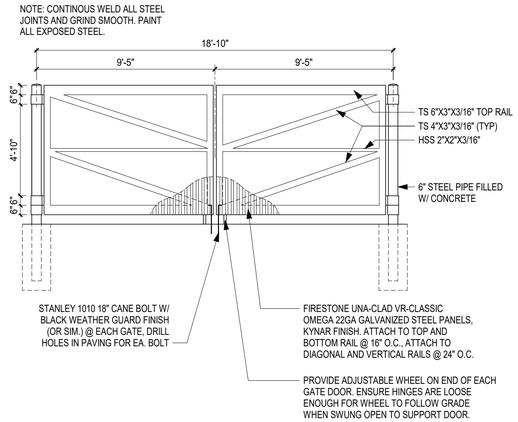

C4 TRASH ENCLOSURE GATE ELEVATION

SCALE: 1/4" = 1'-0"

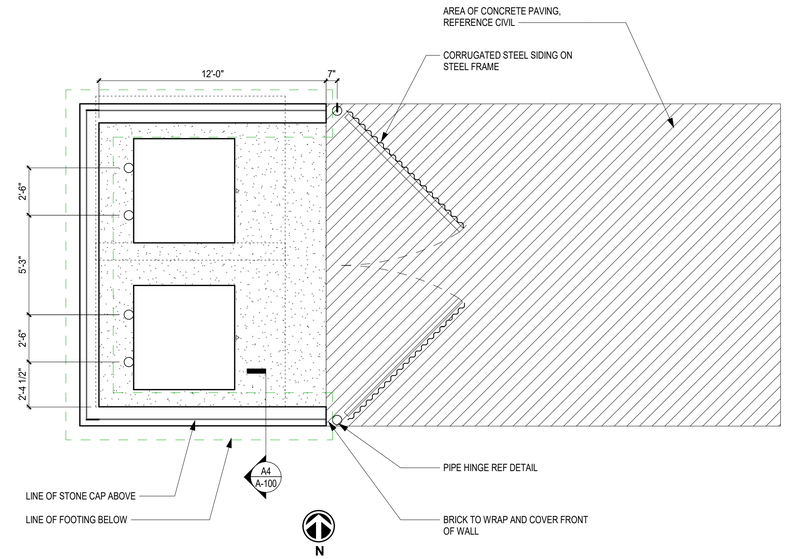

C3 TRASH ENCLOSURE PLAN

SCALE: 1/4" = 1'-0"

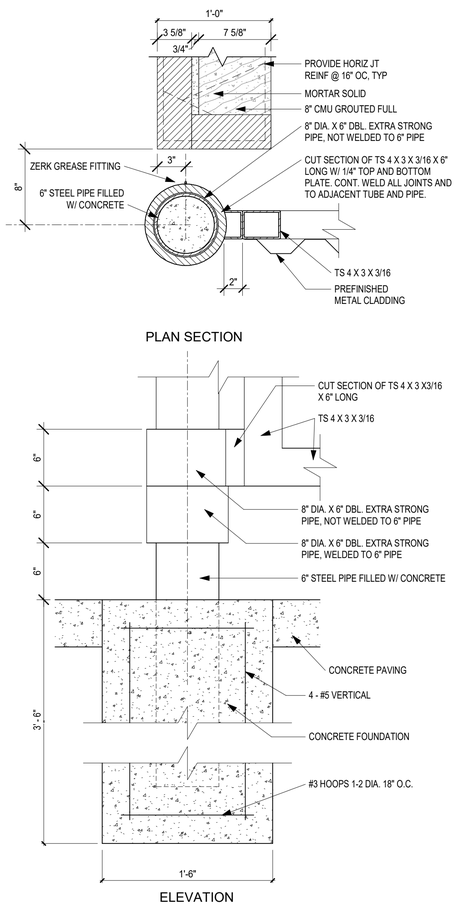

A5 ENCLOSURE GATE HINDGE DETAIL

SCALE: 1 1/2" = 1'-0"

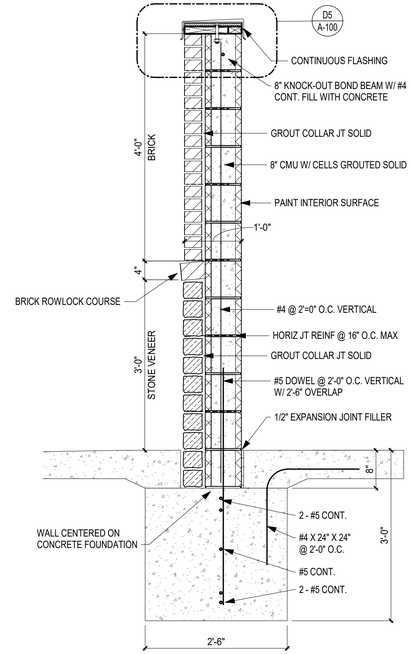

A4 TRASH ENCLOSURE WALL SECTION

SCALE: 3/4" = 1'-0"

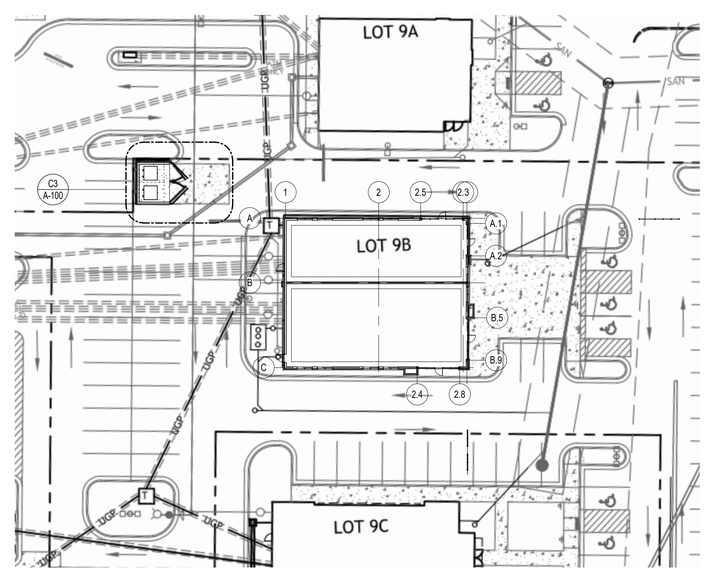

A3 SITE PLAN

SCALE: 1" = 30'-0"

FILE PATH: C:\Users\scott\Documents\210345_West-Pryor_Lot-9B_mes@sdgarch.com.rvt
DATE: 4/4/2022 5:08:35 PM
DRAWN BY: AUTHOR

schwerdt design group
architecture | interiors | planning
2231 sw wanamaker rd suite 303
topeka, kansas 66614-4275
phone: 785.273.7540
500 north broadway suite 200
oklahoma city, ok 73102
phone: 405.231.3105

STATE OF MISSOURI
MICHAEL K. HAMPTON
APRIL 4, 2022
ARCHITECT

MICHAEL K HAMPTON
#MO# A-2008027042

SCHWERDT DESIGN GROUP INC
MO CERTIFICATE OF AUTH. #F00353876

MULTI-TENANT BUILDING - PARCEL #9B
STREETS OF WEST PRYOR:CORE & SHELL
LEE'S SUMMIT, JACKSON COUNTY, MISSOURI 64081

SUBMISSION DATES
4/4/2022

SHEET TITLE
SITE PLAN

PROJECT NUMBER
210345

SHEET NUMBER
A-100

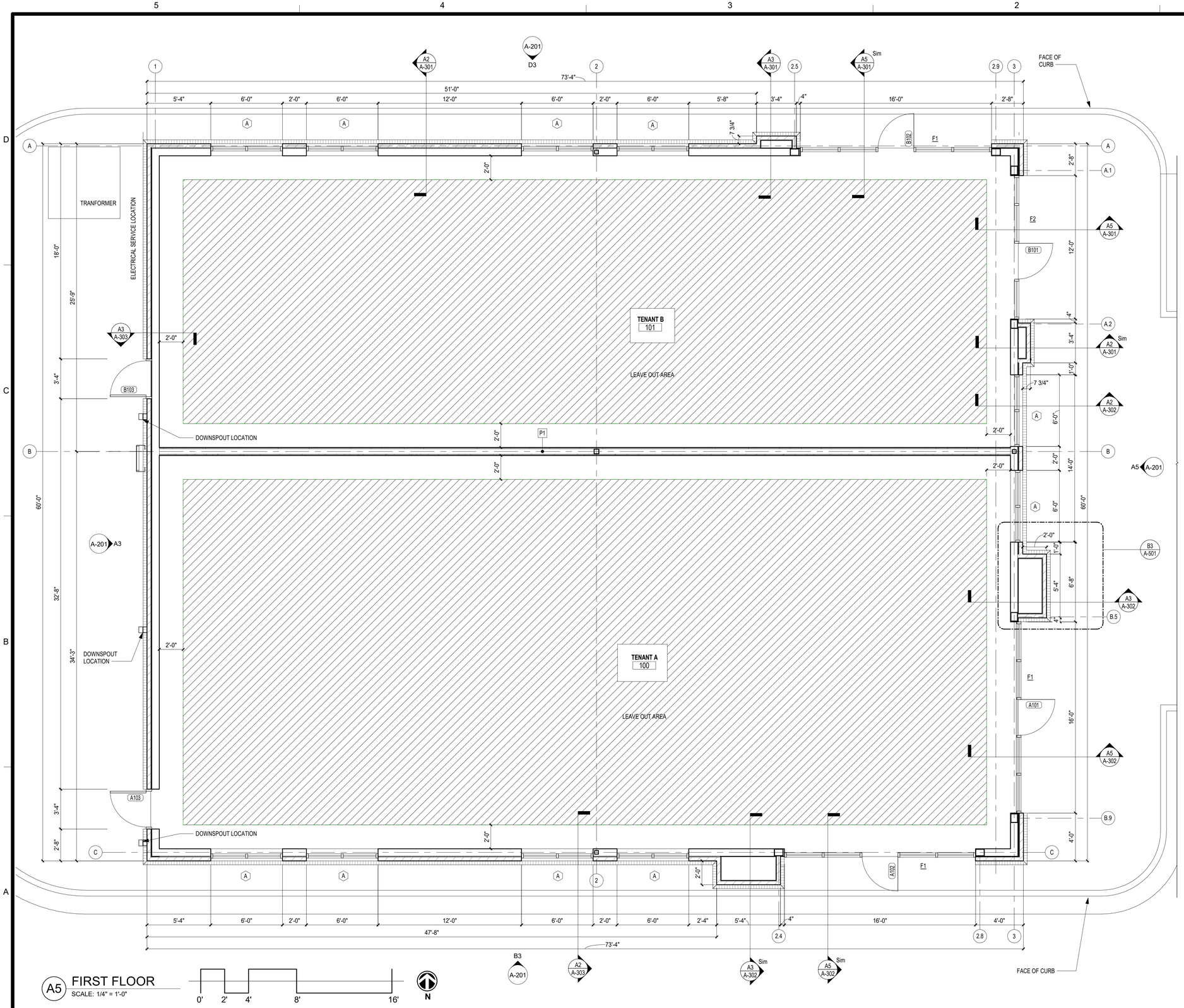

A5 FIRST FLOOR
SCALE: 1/4" = 1'-0"

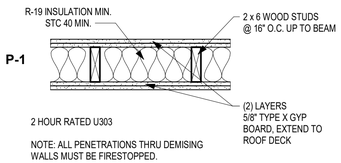

NOTE: ALL PENETRATIONS THRU DEMISING WALLS MUST BE FIRESTOPPED.

D1 PARTITION TYPES
SCALE: 1" = 1'-0"

FILE PATH: C:\Users\scott\Documents\210345_West-Pryor_Lot-9B_mes@sdgarch.com.rvt
DATE: 4/4/2022 5:08:36 PM
DRAWN BY: Author

schwerdt design group
architecture | interiors | planning
2231 sw wanamaker rd suite 303
topeka, kansas 66614-4275
phone: 785.273.7540
500 north broadway suite 200
oklahoma city, ok 73102
phone: 405.231.3105

STATE OF MISSOURI
MICHAEL K. HAMPTON
ARCHITECT
4-4-2022

MICHAEL K HAMPTON
#MO# A-2008027042

SCHWERDT DESIGN GROUP INC
MO CERTIFICATE OF AUTH. #F00353876

MULTI-TENANT BUILDING - PARCEL #9B
STREETS OF WEST PRYOR:CORE & SHELL
LEE'S SUMMIT, JACKSON COUNTY, MISSOURI 64081

SUBMISSION DATES
4/4/2022

SHEET TITLE
FIRST FLOOR PLAN

PROJECT NUMBER
210345

SHEET NUMBER
A-101

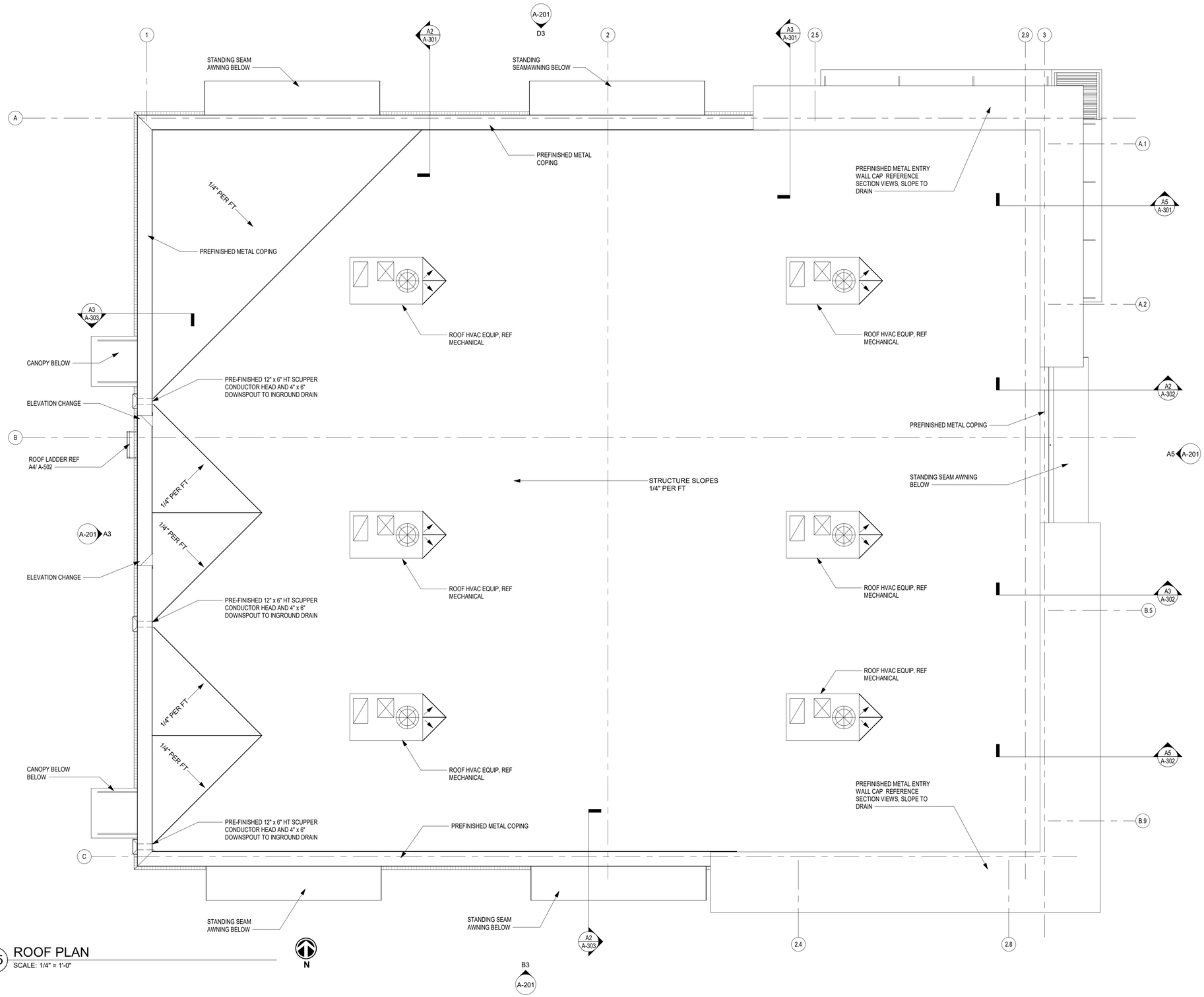

A5 ROOF PLAN
SCALE: 1/4" = 1'-0"

ROOF PLAN NOTES

1. TPO ROOF MENBRANE
2. R-30 INSULATION

schwerdt design group
architecture | interiors | planning
2231 sw wanamaker rd suite 303
topeka, kansas 66614-4275
phone: 785.273.7540
500 north broadway suite 200
oklahoma city, ok 73102
phone: 405.231.3105

STATE OF MISSOURI
MICHAEL K. HAMPTON
ARCHITECT
4/4/2022

MICHAEL K HAMPTON
#MO# A-2008027042

SCHWERDT DESIGN GROUP INC
MO CERTIFICATE OF AUTH. #F00353876

MULTI-TENANT BUILDING - PARCEL #9B
STREETS OF WEST PRYOR:CORE & SHELL
LEE'S SUMMIT, JACKSON COUNTY, MISSOURI 64081

SUBMISSION DATES
4/4/2022

SHEET TITLE
ROOF PLAN

PROJECT NUMBER
210345

SHEET NUMBER
A-102

FILE PATH: C:\Users\scott\Documents\210345_West-Pryor_Lot-9B_mes@sdgarch.com.rvt
DATE: 4/4/2022 5:08:37 PM
DRAWN BY: Author

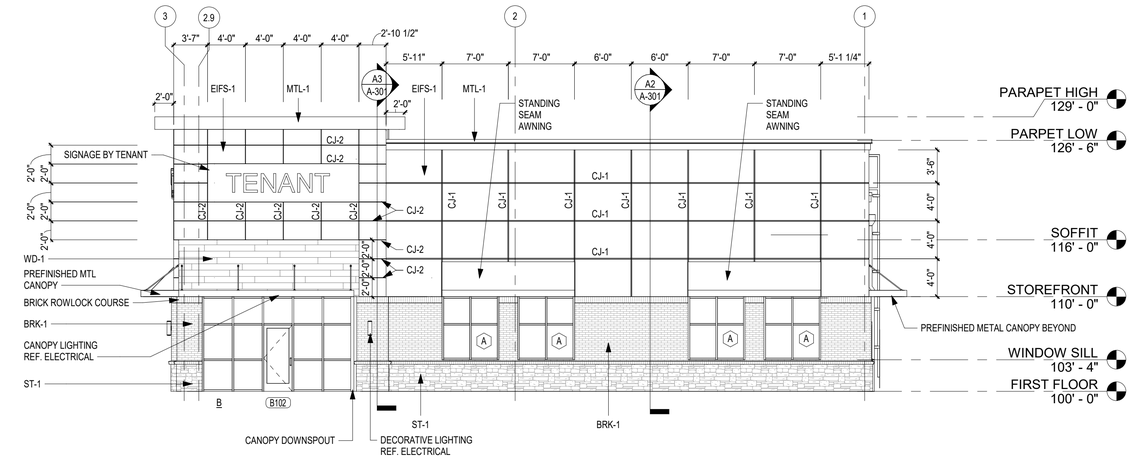

D3 NORTH ELEVATION
SCALE: 1/8" = 1'-0"

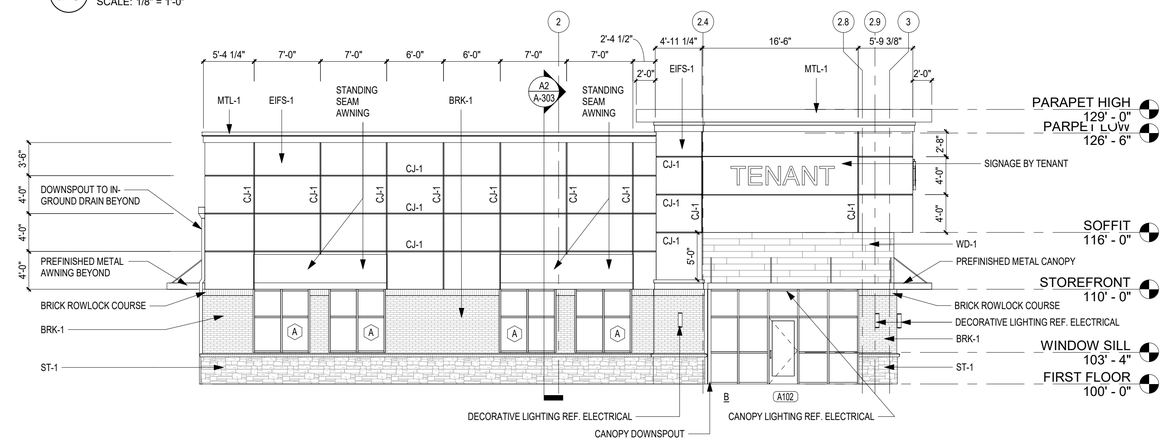

B3 SOUTH ELEVATION
SCALE: 1/8" = 1'-0"

EIFS-1	EIFS-LIMESTONE FINISH
WD-1	ENGINEERED WOOD SIDING - FAST PLANK
BRK-1	BRICK
ST-1	STONE VENEER
PNT-1	PAINT
MTL-1	PRE-FINISHED METAL

LANDLORD TO HAVE FINAL DETERMINATION OVER MATERIAL COLOR & SELECTION

B2 MATERIAL LEGEND
SCALE: 1" = 1'-0"

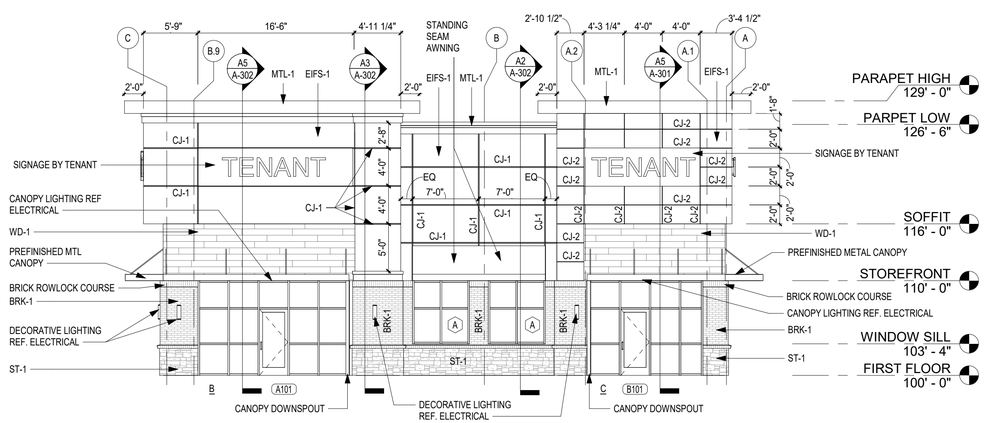

A5 EAST ELEVATION
SCALE: 1/8" = 1'-0"

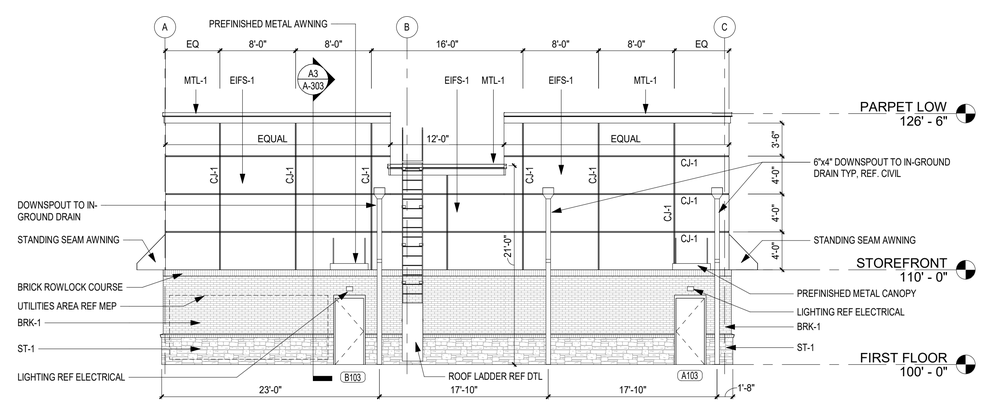

A3 WEST ELEVATION
SCALE: 1/8" = 1'-0"

schwerdt design group
architecture | interiors | planning
2231 sw wanamaker rd suite 303
topeka, kansas 66614-4275
phone: 785.273.7540
500 north broadway suite 200
oklahoma city, ok 73102
phone: 405.231.3105
STATE OF MISSOURI MICHAEL K. HAMPTON ARCHITECT
MICHAEL K HAMPTON
#MO# A-2008027042
SCHWERDT DESIGN GROUP INC
MO CERTIFICATE OF AUTH. #F00353876

MULTI-TENANT BUILDING - PARCEL #9B
STREETS OF WEST PRYOR:CORE & SHELL
LEE'S SUMMIT, JACKSON COUNTY, MISSOURI 64081

SUBMISSION DATES
4/4/2022

SHEET TITLE
Exterior Elevations

PROJECT NUMBER
210345

SHEET NUMBER
A-201

FILE PATH: C:\Users\scott\Documents\210345_West-Pryor_Lot-9B_mes@sdgarch.com.rvt
DATE: 4/4/2022 5:08:39 PM
DRAWN BY: Author

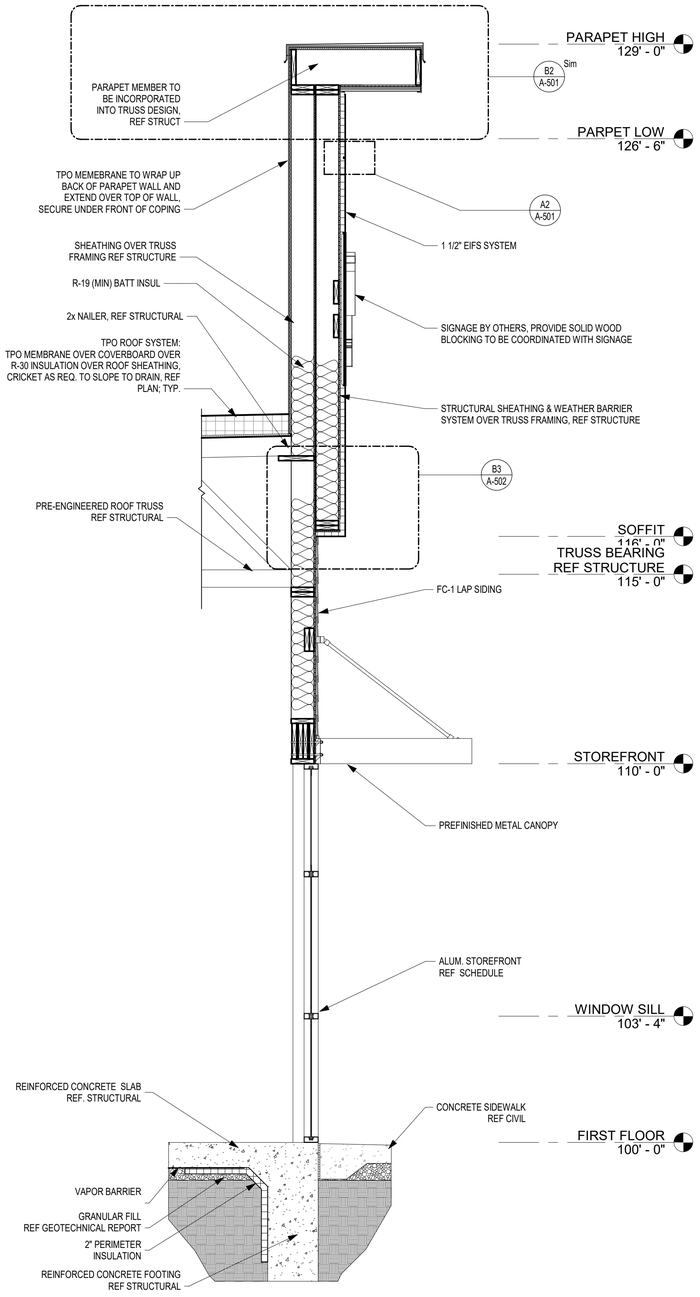

A5 SECTION @ EAST WALL STOREFRONT TENANT B

SCALE: 1/2" = 1'-0"

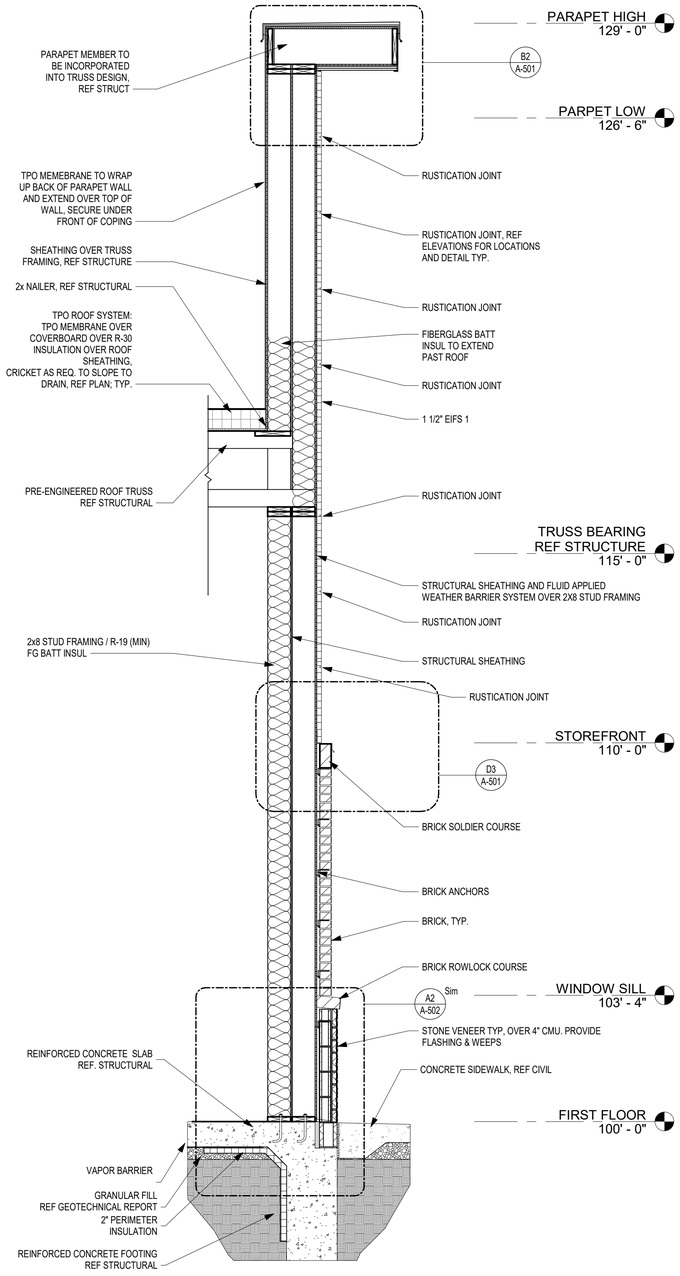

A3 SECTION @ NORTH WALL @ PILASTER

SCALE: 1/2" = 1'-0"

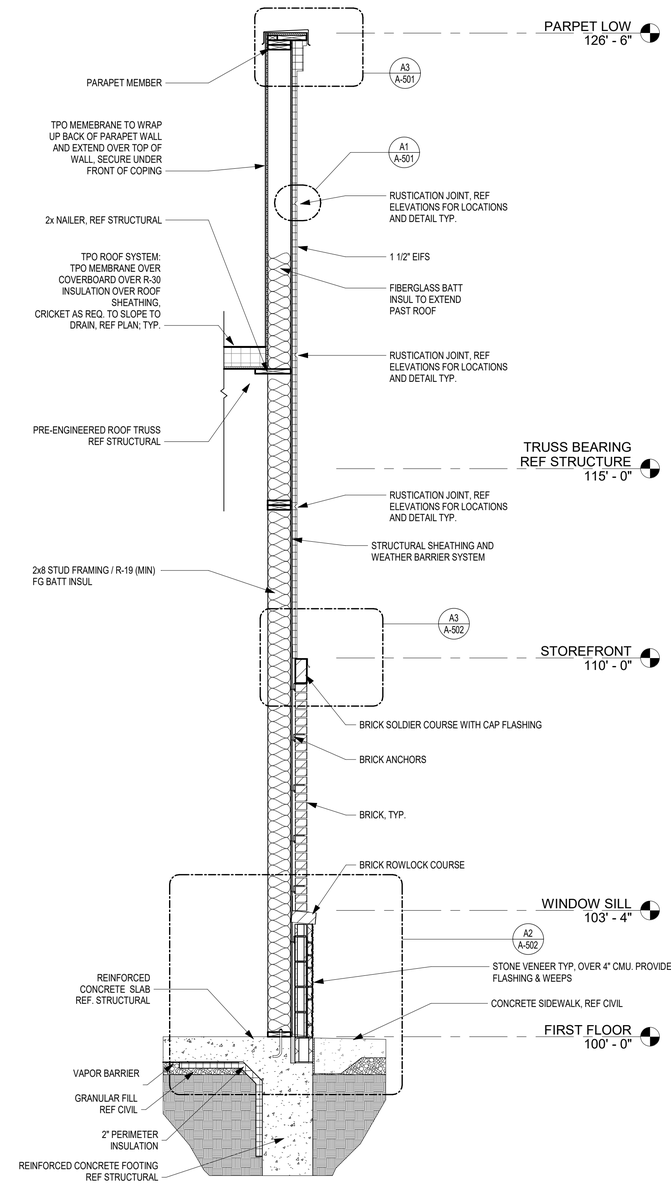

A2 SECTION @ NORTH WALL BETWEEN WINDOWS

SCALE: 1/2" = 1'-0"

FILE PATH: C:\Users\scott\Documents\210345_West-Pryor_Lot-9B_mes@sdgarch.com.rvt
DATE: 4/4/2022 5:08:39 PM
DRAWN BY: Author

schwerdt design group
architecture | interiors | planning
2231 sw wanamaker rd suite 303
topeka, kansas 66614-4275
phone: 785.273.7540
500 north broadway suite 200
oklahoma city, ok 73102
phone: 405.231.3105

STATE OF MISSOURI
MICHAEL K. HAMPTON
ARCHITECT
APRIL 4, 2022

MICHAEL K HAMPTON
#MO# A-2008027042

SCHWERDT DESIGN GROUP INC
MO CERTIFICATE OF AUTH. #F00353876

MULTI-TENANT BUILDING - PARCEL #9B
STREETS OF WEST PRYOR:CORE & SHELL
LEE'S SUMMIT, JACKSON COUNTY, MISSOURI 64081

SUBMISSION DATES
4/4/2022

SHEET TITLE
WALL SECTIONS

PROJECT NUMBER
210345

SHEET NUMBER
A-301

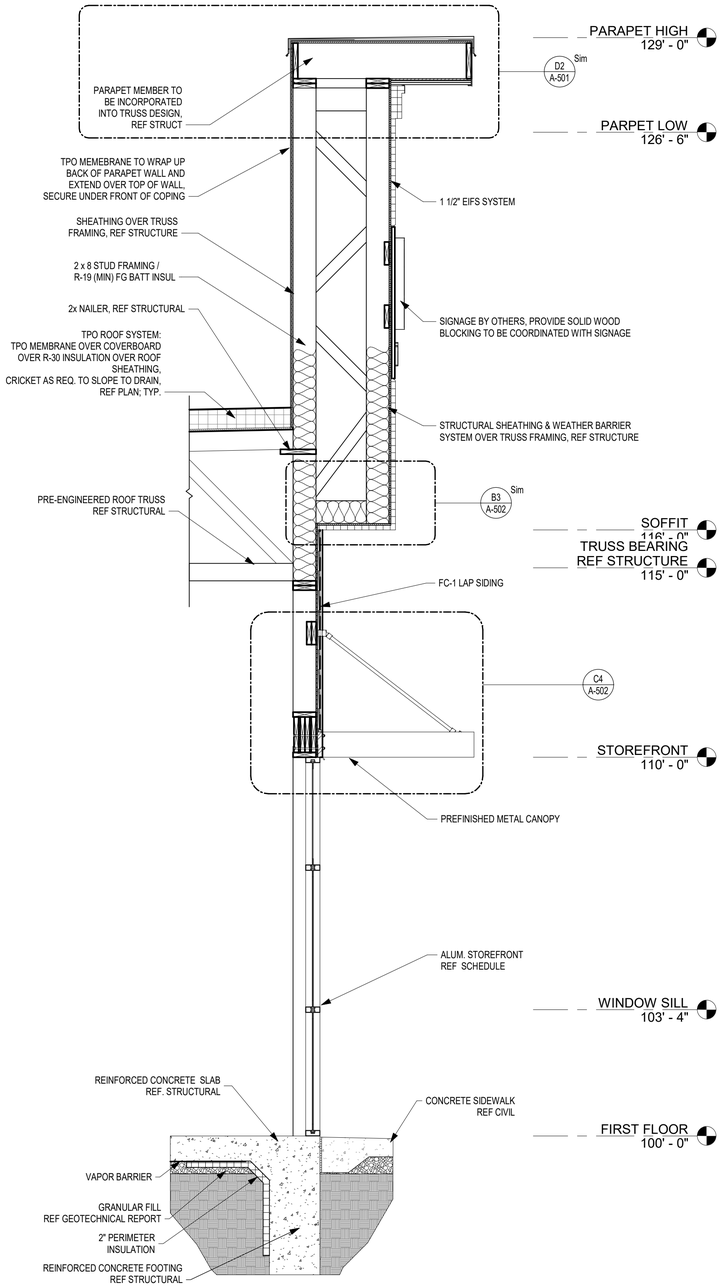

A5 SECTION @ EAST STOREFRONT TENANT A

SCALE: 1/2" = 1'-0"

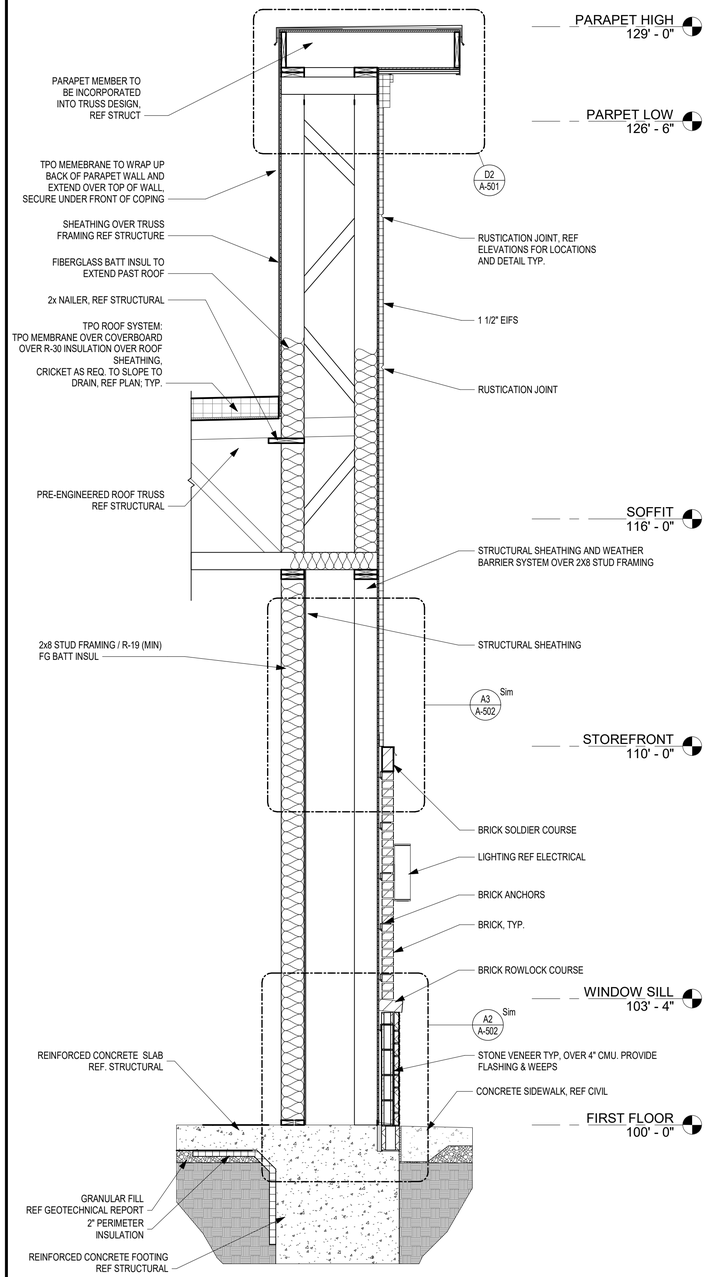

A3 SECTION @ EAST PILASTER TENANT A

SCALE: 1/2" = 1'-0"

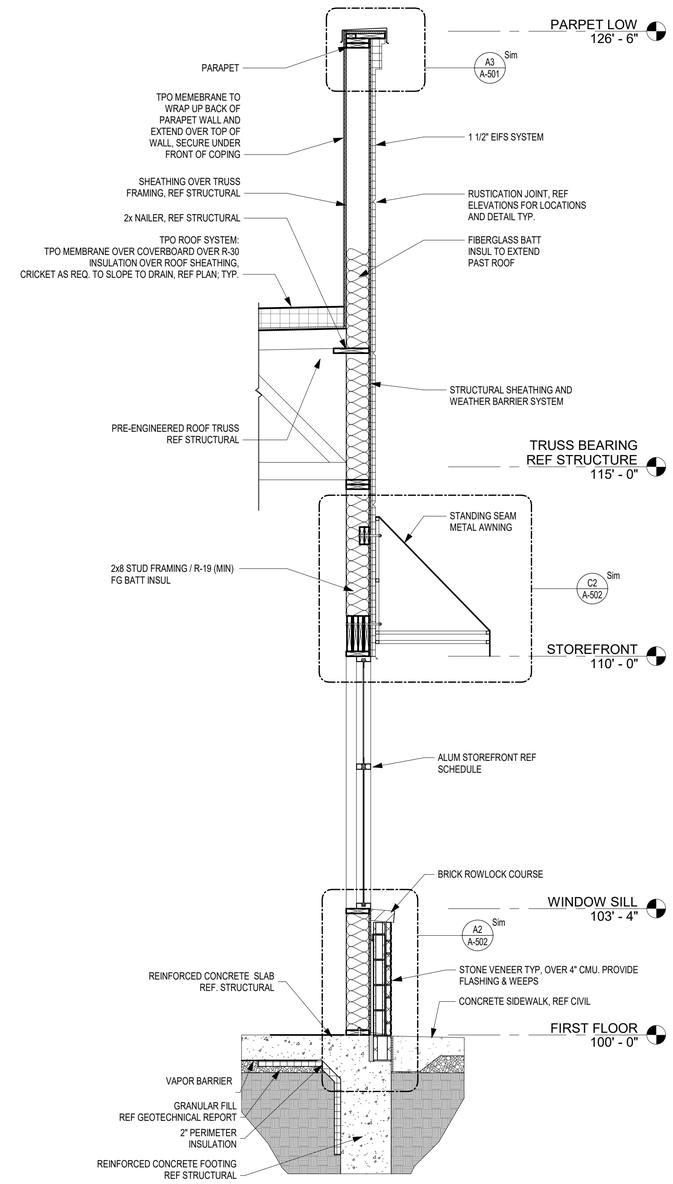

A2 SECTION @ EAST WINDOWS

SCALE: 1/2" = 1'-0"

FILE PATH: C:\Users\scott\Documents\210345_West-Pryor_Lot-9B_mes@sdgarch.com.rvt
DATE: 4/4/2022 5:08:40 PM
DRAWN BY: Author

schwerdt design group
architecture | interiors | planning
2231 sw wanamaker rd suite 303
topeka, kansas 66614-4275
phone: 785.273.7540
500 north broadway suite 200
oklahoma city, ok 73102
phone: 405.231.3105

STATE OF MISSOURI
MICHAEL K. HAMPTON
APRIL 4, 2022
ARCHITECT

MICHAEL K HAMPTON
#MO# A-2008027042

SCHWERDT DESIGN GROUP INC
MO CERTIFICATE OF AUTH. #F00353876

MULTI-TENANT BUILDING - PARCEL #9B
STREETS OF WEST PRYOR:CORE & SHELL
LEE'S SUMMIT, JACKSON COUNTY, MISSOURI 64081

SUBMISSION DATES
4/4/2022

SHEET TITLE
WALL SECTIONS

PROJECT NUMBER
210345

SHEET NUMBER
A-302

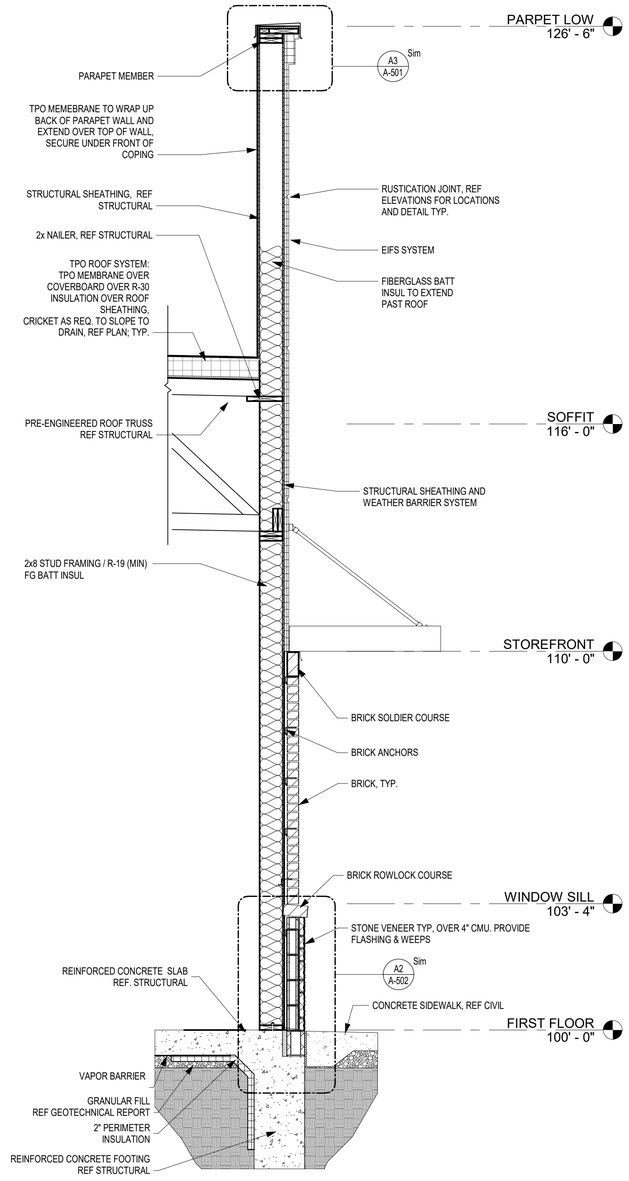

A3 SECTION @ WEST WALL

SCALE: 1/2" = 1'-0"

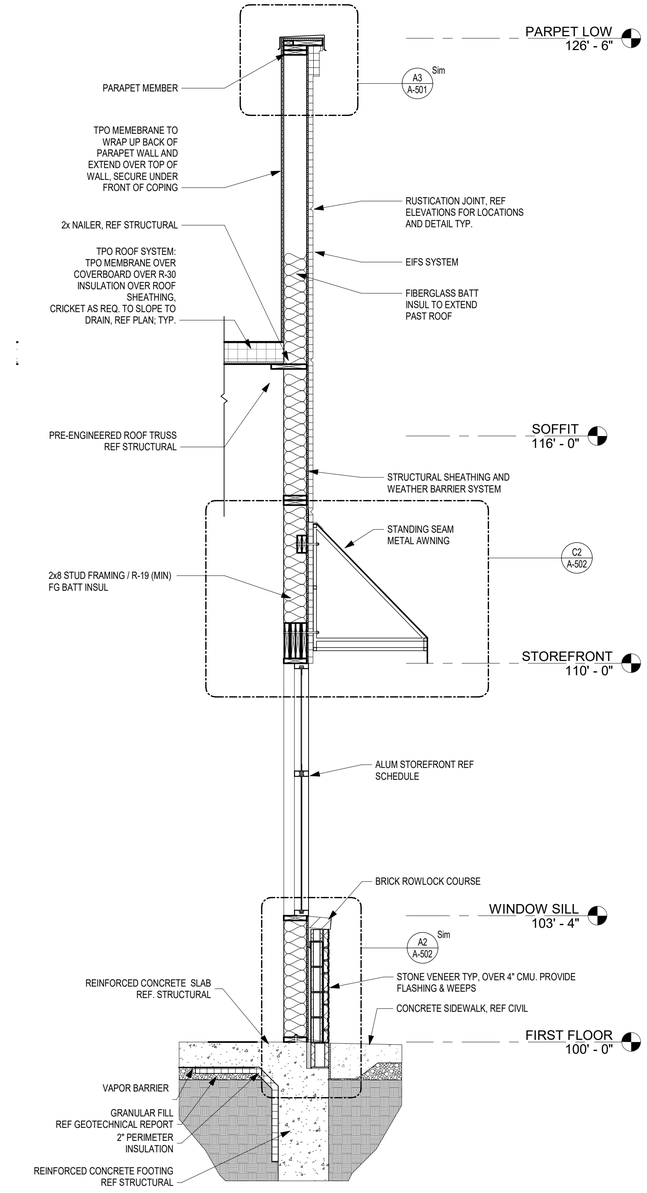

A2 SECTION @ SOUTH WALL IN WINDOW

SCALE: 1/2" = 1'-0"

schwerdt design group
architecture | interiors | planning
2231 sw wanamaker rd suite 303
topeka, kansas 66614-4275
phone: 785.273.7540
500 north broadway suite 200
oklahoma city, ok 73102
phone: 405.231.3105

STATE OF MISSOURI
MICHAEL K. HAMPTON
APRIL 11, 2022
ARCHITECT

MICHAEL K HAMPTON
#MO# A-2008027042

SCHWERDT DESIGN GROUP INC
MO CERTIFICATE OF AUTH. #F00353876

MULTI-TENANT BUILDING - PARCEL #9B
STREETS OF WEST PRYOR:CORE & SHELL
LEE'S SUMMIT, JACKSON COUNTY, MISSOURI 64081

SUBMISSION DATES
4/4/2022

SHEET TITLE
WALL SECTIONS

PROJECT NUMBER
210345

SHEET NUMBER
A-303

FILE PATH: C:\Users\scott\Documents\210345_West-Pryor_Lot-9B_mes@sdgarch.com.rvt
DATE: 4/4/2022 5:08:41 PM
DRAWN BY: Author

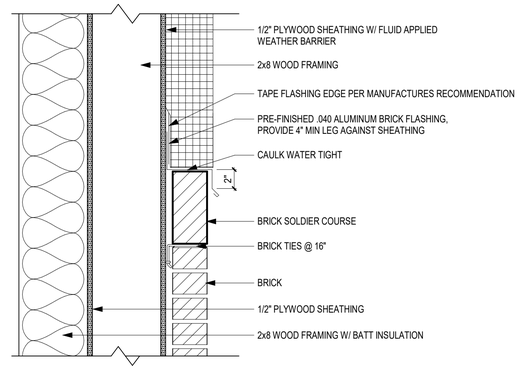

D3 EIFS / BRICK SECTION
SCALE: 1 1/2" = 1'-0"

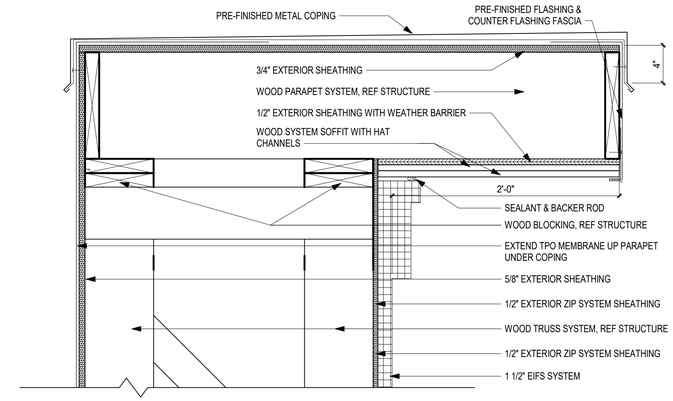

D2 PARAPET CAP AT EAST PILASTER
SCALE: 1 1/2" = 1'-0"

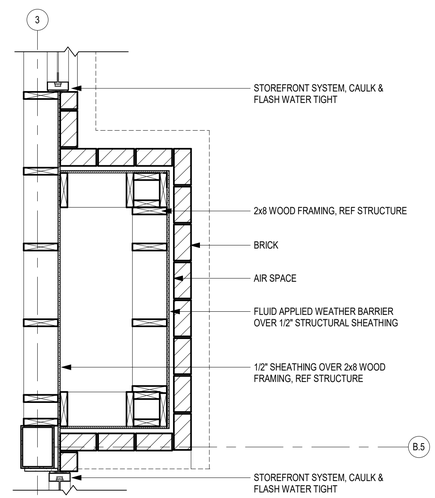

B3 EAST PILASTER PLAN
SCALE: 3/4" = 1'-0"

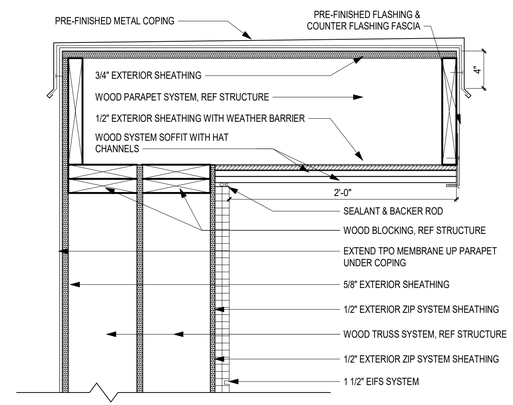

B2 PARAPET CAP AT NORTH PILASTER
SCALE: 1 1/2" = 1'-0"

GENERAL FLASHING REQUIREMENTS

A. PROPERLY WEEP FLASHING POINTS AND NORMAL DRAINAGE POINTS WITH WEEPS @ 1'-4" O.C. MAX. SPACING. WEEP POINTS ARE TO BE LOCATED DIRECTLY ON TOP OF FLASHING.

B. WHERE FLASHING IS LOCATED TERMINATE AND/OR SEPARATES MATERIALS, DO NO SEAL (U.N.O.) - REFER TO DIAGRAM "C" WHERE IT IS DETERMINED BY THE MATERIAL MANUFACTURER OR OTHERWISE THAT SEALING IS REQUIRED (TO PREVENT WATER PENETRATION BEYOND FLASHING DUE TO WIND DRIVEN RAIN), THEN SEALANT MUST BE WEEPED IN ACCORDANCE WITH NOTE "A" ABOVE.

C. UNLESS NOTED OTHERWISE, TURN FLASHING UP A MIN. OF 4" BEHIND APPROPRIATE MATERIALS.

D. FLASHING CONDITIONS, WHETHER DETAILED OR NOT, ARE TO BE IN ACCORDANCE WITH S.M.A.C.N.A. SPECIFICATIONS. WHERE ATYPICAL CONDITIONS OCCUR THAT ARE NOT DETAILED, FLASHING IS TO BE INSTALLED AS CLOSELY AS POSSIBLE TO THE S.M.A.C.M.A. DETAIL THAT IS MOST CLOSELY APPROXIMATES THE ACTUAL CONDITION.

E. UNLESS NOTED OTHERWISE, AT FLASHING HIGH POINTS SEAL WATER TIGHT TO BACK-UP SUBSTRATE.

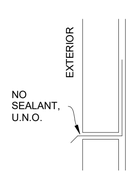

DIAGRAM 'C'
VINYL, WOOD, OR METAL

A5 GENERAL FLASHING REQUIREMENTS
SCALE: 12" = 1'-0"

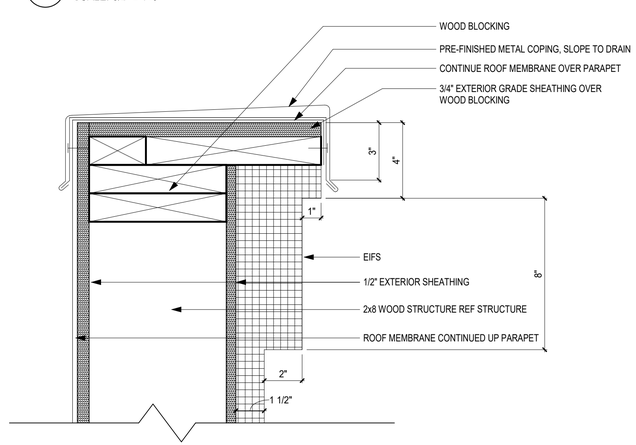

A3 PARAPET CAP
SCALE: 3" = 1'-0"

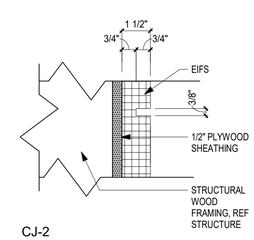

CJ-2

A2 EIFS REVEAL DETAIL 2
SCALE: 3" = 1'-0"

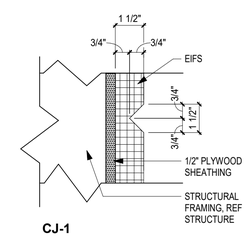

CJ-1

A1 EIFS REVEAL DETAIL 1
SCALE: 3" = 1'-0"

schwerdt design group
architecture | interiors | planning
2231 sw wanamaker rd suite 303
topeka, kansas 66614-4275
phone: 785.273.7540
500 north broadway suite 200
oklahoma city, ok 73102
phone: 405.231.3105

STATE OF MISSOURI
MICHAEL K. HAMPTON
NUMBER A-2008027042
APRIL 14, 2022
ARCHITECT

MICHAEL K HAMPTON
#MO# A-2008027042

SCHWERDT DESIGN GROUP INC
MO CERTIFICATE OF AUTH. #F00353876

MULTI-TENANT BUILDING - PARCEL #9B
STREETS OF WEST PRYOR:CORE & SHELL
LEE'S SUMMIT, JACKSON COUNTY, MISSOURI 64081

SUBMISSION DATES
4/4/2022

SHEET TITLE
BUILDING DETAILS

PROJECT NUMBER
210345

SHEET NUMBER
A-501

FILE PATH: C:\Users\scott\Documents\210345_West-Pryor_Lot-9B_mes@sdgarch.com.rvt
DATE: 4/4/2022 5:08:42 PM
DRAWN BY: Author

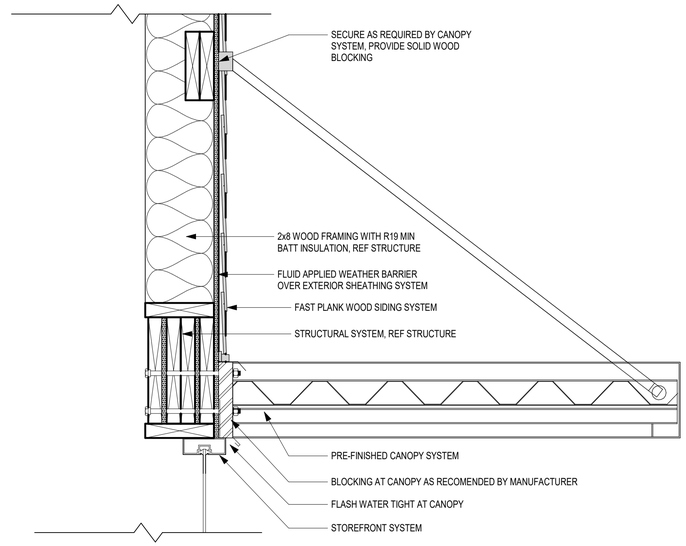

C4 CANOPY DETAIL
SCALE: 1 1/2" = 1'-0"

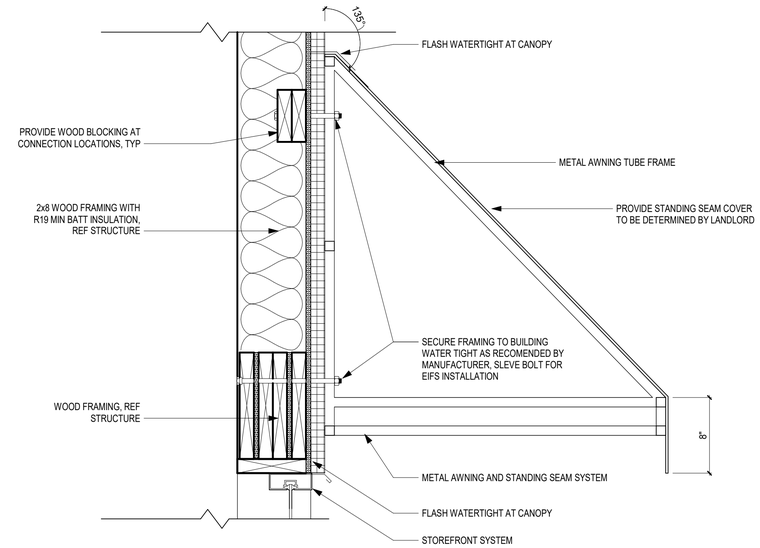

C2 AWNING DETAIL
SCALE: 1 1/2" = 1'-0"

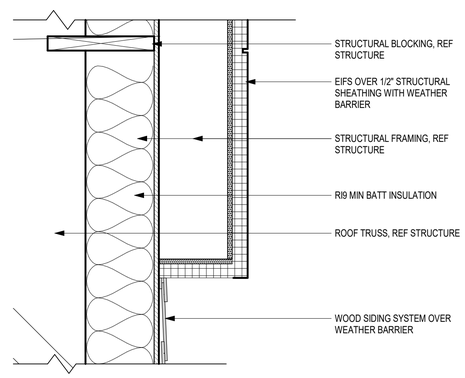

B3 DETAIL AT ENTRANCE TENANT B SOFFIT
SCALE: 1 1/2" = 1'-0"

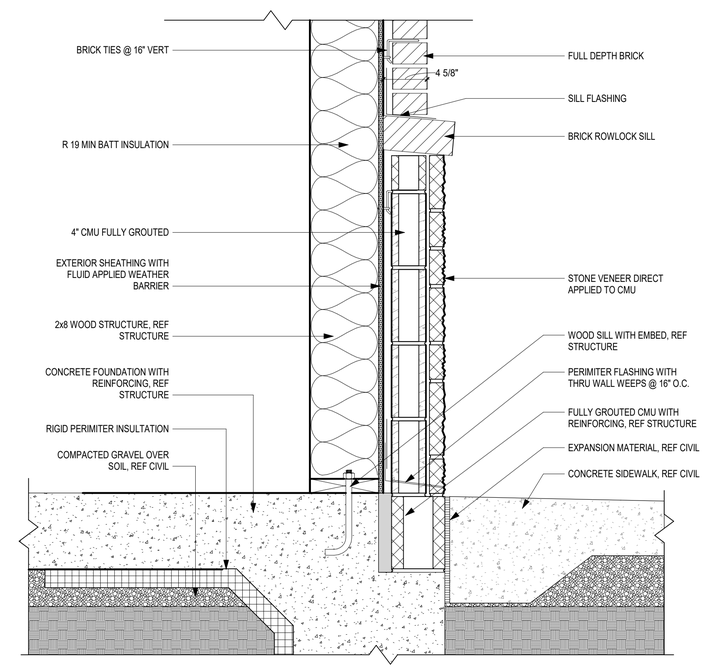

A2 STONE WALL BASE DETAIL
SCALE: 1 1/2" = 1'-0"

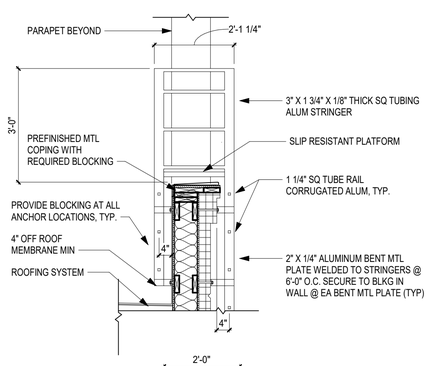

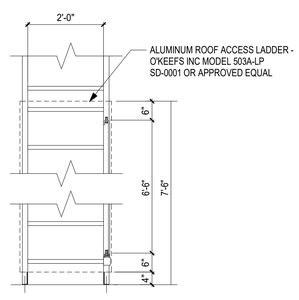

A4 ROOF ACCESS LADDER
SCALE: 1/2" = 1'-0"

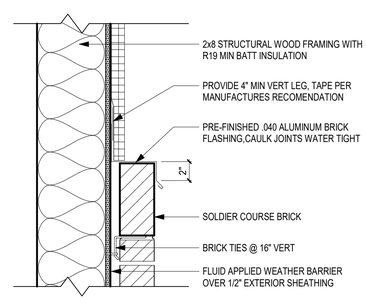

A3 BRICK / EIFS TRASITION DETAIL
SCALE: 1 1/2" = 1'-0"

FILE PATH: C:\Users\scott\Documents\210345_West-Pryor_Lot-9B_mes@sdgarch.com.rvt
DATE: 4/4/2022 5:08:42 PM
DRAWN BY: Author

schwerdt design group
architecture | interiors | planning
2231 sw wanamaker rd suite 303
topeka, kansas 66614-4275
phone: 785.273.7540
500 north broadway suite 200
oklahoma city, ok 73102
phone: 405.231.3105

STATE OF MISSOURI
MICHAEL K. HAMPTON
NUMBER A-2008027042
APRIL 4, 2022
ARCHITECT

MICHAEL K HAMPTON
#MO# A-2008027042

SCHWERDT DESIGN GROUP INC
MO CERTIFICATE OF AUTH. #F00353876

MULTI-TENANT BUILDING - PARCEL #9B
STREETS OF WEST PRYOR:CORE & SHELL
LEE'S SUMMIT, JACKSON COUNTY, MISSOURI 64081

SUBMISSION DATES
4/4/2022

SHEET TITLE
BUILDING DETAILS

PROJECT NUMBER
210345

SHEET NUMBER
A-502

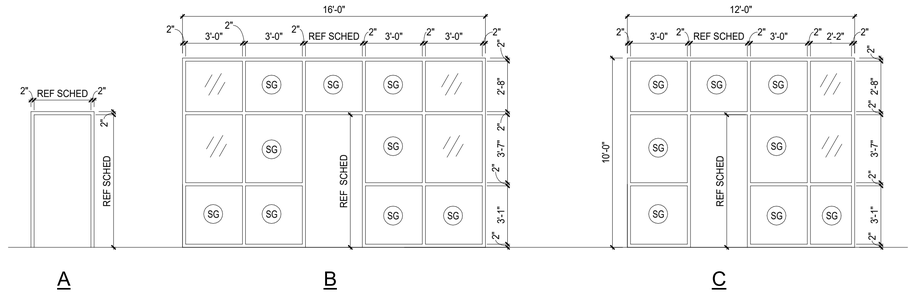

D4 FRAME EL
SCALE: 1/4" = 1'-0"

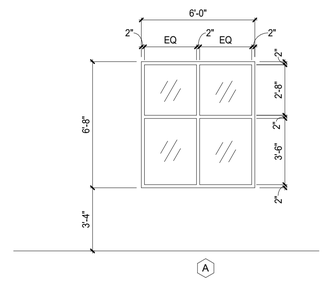

C3 WINDOW ELEVATIONS
SCALE: 1/4" = 1'-0"

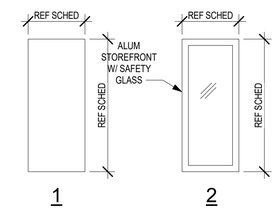

C2 DOOR ELEVATIONS
SCALE: 1/4" = 1'-0"

DOOR SCHEDULE

DOOR #	DOOR SIZE W	DOOR SIZE HT	DOOR MATL	DOOR FINISH	DOOR GLAZ	DOOR EL	FRAME MATL	FRAME FINISH	FRAME GLAZ	FRAME EL	FRAME DETAIL HEAD	FRAME DETAIL JAMB	HARDWARE	NOTES
A101	3' - 0"	7' - 0"	ALUM	F	T	2	ALUM	F	T	B	A2	A2	SET 01	
A102	3' - 0"	7' - 0"	ALUM	F	T	2	ALUM	F	T	B	A2	A2	SET 01	
A103	3' - 0"	7' - 0"	HM	PT	---	1	HM	PT	---	A	B2	B3	SET 02	
B101	3' - 0"	7' - 0"	ALUM	F	T	2	ALUM	F	T	C	A2	A2	SET 01	
B102	3' - 0"	7' - 0"	ALUM	F	T	2	ALUM	F	T	B	A2	A2	SET 01	
B103	3' - 0"	7' - 0"	HM	PT	---	1	HM	PT	---	A	B2	B3	SET 02	

SG = SAFETY GLASS
ALUM = ALUMINUM
HM = HOLLOW METAL
PT = PAINT
T = TRANSPARENT FINISH
F = FACTORY FINISH

DOOR HARDWARE SCHEDULE - SET 01 STOREFRONT

QTY.	DESCRIPTION	MODEL	FINISH	MFG.
3 EA.	HINGES	BB1191 4 1/2" x 4 1/2" x NRP BUTT HINGE	US10B	HAGER
1 EA.	EXIT DEVICE	1792NL-HBOP	26D/626	FALCON
1 EA.	PULL	BF153 OFFSET PULL	26D/626	ROCKWOOD
1 EA.	CLOSER	SC70-18	DBRZ	FALCON
1 EA.	FLOOR STOP	441	10B	HAGER
1 EA.	THRESHOLD	350	32D	HAGER
1 EA.	DOOR SWEEP	200N	32D	HAGER

DOOR HARDWARE SCHEDULE - SET 02 SERVICE DOOR

QTY.	DESCRIPTION	MODEL	FINISH	MFG.
1 EA.	ROTON HINGE SURFACE MOUNT	70-210HD-84	ALUM	ROTON
1 EA.	EXIT DEVICE RIM SURFACE MOUNT	4501-48-26D	26D/626	HAGER
1 EA.	CLOSER 5100 HOLD OPEN STOP	5100-HDHOS-ALUM	ALUM	HAGER
1 EA.	ARMOR PLATE 20"x40" S.S.	190S-20X40-32D	32D	HAGER
1 EA.	WEATHER STRIPPING NEOPRENE	873S-N-4284-MILL	ML	HAGER
1 EA.	DOOR BOTTOM SWEEP NEOPRENE	750SN-42-CLR	CL	HAGER
1 EA.	NGP STEEL SECURITY ASTRAGAL 83"	1392SP-USP-83	PRIME COAT	NGP
1 EA.	HALF SADDLE THRESHOLD 5"x1/2"x42"	431S-42-MIL	MIL	HAGER
1 EA.	OVERHEAD RAIN DRIP GUARD	810S-46-MIL	AL	HAGER
1 EA.	WIDE ANGLE PEEP HOLE SET @ 45" AFF			

7 HARDWARE SCHEDULE
SCALE: 1" = 1'-0"

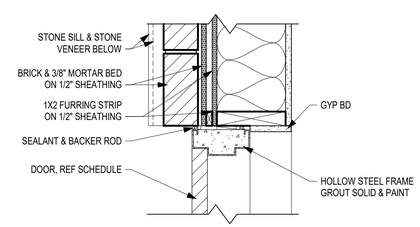

B3 HM JAMB DETAIL
SCALE: 1 1/2" = 1'-0"

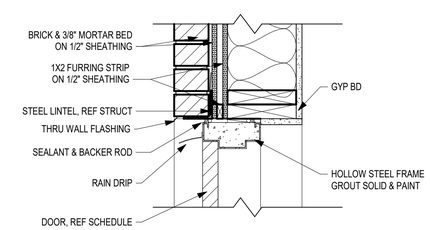

B2 HM HEAD DETAIL
SCALE: 1 1/2" = 1'-0"

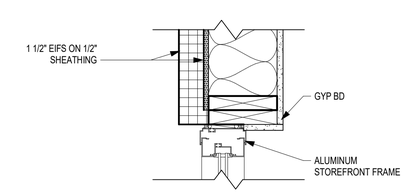

A2 Storefront HEAD/ JAMB DTL
SCALE: 1 1/2" = 1'-0"

schwerdt design group
architecture | interiors | planning
2231 sw wanamaker rd suite 303
topeka, kansas 66614-4275
phone: 785.273.7540
500 north broadway suite 200
oklahoma city, ok 73102
phone: 405.231.3105

STATE OF MISSOURI
MICHAEL K. HAMPTON
ARCHITECT
MICHAEL K HAMPTON
#MO# A-2008027042

SCHWERDT DESIGN GROUP INC
MO CERTIFICATE OF AUTH. #F00353876

MULTI-TENANT BUILDING - PARCEL #9B
STREETS OF WEST PRYOR:CORE & SHELL
LEE'S SUMMIT, JACKSON COUNTY, MISSOURI 64081

SUBMISSION DATES
4/4/2022

SHEET TITLE
SCHEDULES

PROJECT NUMBER
210345

SHEET NUMBER
A-601

FILE PATH: C:\Users\scott\Documents\210345_West-Pryor_Lot-9B_mes@sdgarch.com.rvt
DATE: 4/4/2022 5:08:43 PM
DRAWN BY: Author