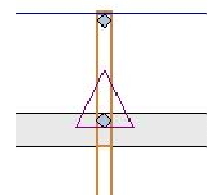


HANGER SCHEDULE	Quantity
LUS24	0
LUS26	0
HUS26	4
HHUS26-2	0
HGUS26-2	0
HGUS28-3	0
LTHJA26	0
TJC37	0
TJC57	0
HTS20	0
(2) H2.5A	

Triangle denotes the left end of the Truss as it appears on the Engineered Drawings provided.

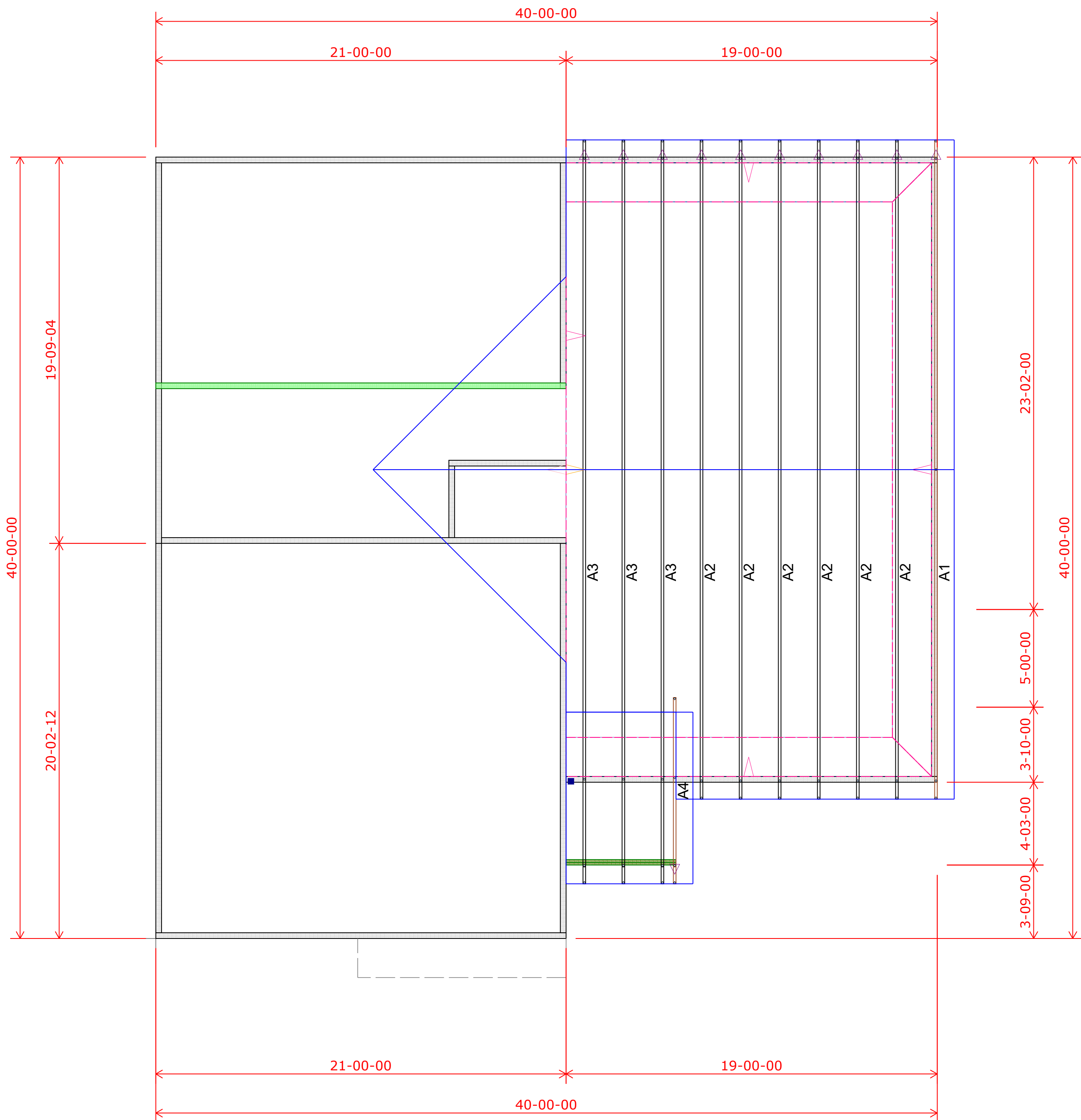


Unless otherwise specified by Engineer Of Record, Wheeler Lumber, LLC recommends an uplift connection at each bearing point per the following:

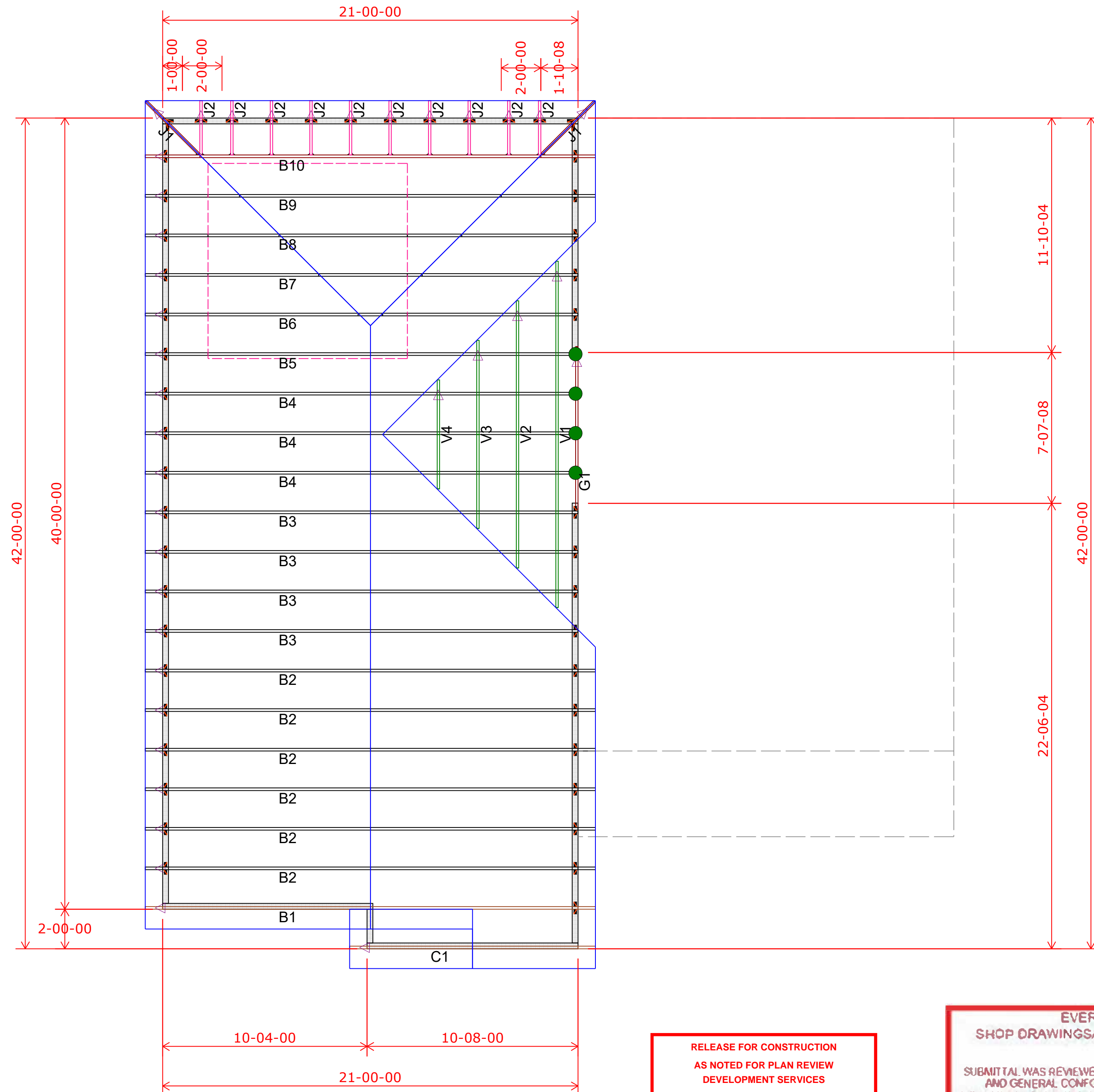
of Uplift Connector
0 - 495: (1) H2.5A
495 - 990: (2) H2.5A
990 - 1245: (1) HTS20

Installation per Simpson Strong-Tie guidelines.

For Reactions greater than 1245#, refer to EOR.



1st Floor



2nd Floor

RELEASE FOR CONSTRUCTION
AS NOTED FOR PLAN REVIEW
DEVELOPMENT SERVICES
LEE'S SUMMIT, MISSOURI
04/01/2022

EVERSTEAD
SHOP DRAWINGS/SUBMITTAL REVIEW

SUBMITTAL WAS REVIEWED FOR DESIGN CONFORMITY AND GENERAL CONFORMANCE TO CONTRACT DOCUMENTS ONLY. THE CONTRACTOR IS RESPONSIBLE FOR CORRELATING AND CORRELATING DIMENSIONS AT JOBSITE FOR TOLERANCE, CLEARANCE, QUANTITIES, FABRICATION, COORDINATION OF HIS OR HER WORK WITH OTHER TRADES, AND FULL COMPLIANCE WITH CONTRACT DOCUMENTS.

STATUS:
APPROVED
03/30/2022

REVIEWED BY:
CPD
ENGINEER, EVERSTEAD

Roof Truss Layout
Scale: 1/4" = 1'

Wheeler Lumber
1959 Old Hwy 50 NE
Waverly, KS 66871

THIS IS A TRUSS PLACEMENT DIAGRAM ONLY. These trusses are designed as individual building components to be incorporated into the building design at the specification of the building designer. See individual design sheets for each truss design identified on the placement drawing. The building designer is responsible for temporary and permanent bracing of the roof and floor system and for the overall structure. The design of the truss support structure including headers, beams, walls, and columns is the responsibility of the building designer. For general guidance regarding bracing, consult "Bracing of wood trusses" available from the Truss Plate Institute, 553 DOWD Drive, Madison, WI 53179.

Shop Drawing Approval

THIS LAYOUT IS THE SOLE SOURCE FOR FABRICATION OF TRUSSES AND VOIDS ALL PREVIOUS ARCHITECTURAL OR OTHER TRUSS LAYOUTS. REVIEW AND APPROVAL OF THIS LAYOUT MUST BE RECEIVED BEFORE ANY TRUSSES WILL BE BUILT. VERIFY ALL CONDITIONS TO INSURE AGAINST CHANGES THAT WILL RESULT IN EXTRA CHARGES TO YOU.

Approved By: _____ Date: _____

Customer		Clover & Hive	
Job Name		Lot 146 Cobey Creek	
Job Site Address		3525 SE Corbin Dr	
City,	State	Lee's Summit	MO
Designer		Chuck Haspels	
3/17/2022		Job # B220055	