

**Submittal Requirements:**

1. All applications shall be accompanied by written approval of the property owner or landlord (see page 3 of this application).
2. Design, graphic, or drawing of the proposed sign with dimensions.
3. Site plan showing the location of the proposed monument, temporary, or other detached sign.
4. Applicable sign permit fee shall be submitted at the time of application.

**Permits are required for the following sign types:****Wall Signs:** The following information shall be submitted:

- Building elevation(s) showing: building width, building height, façade area, and the exact sign location(s).
- In some situations, a site plan indicating the building, parking areas and property lines may be necessary.
- Sign specifications showing: exact copy, size, length, height, area, materials, color, lighting and type.
- All information submitted shall be to scale and include dimensions and area of sign.

**Detached Signs (monument and directional):** The following information shall be submitted:

- Site plan indicating the building, parking areas and property lines as well as the proposed sign with dimensions to all property lines.
- Sign specifications showing: exact copy, size, length, height, area, materials, color, lighting and type.
- All information submitted shall be to scale and include dimensions and area of sign.
- A minimum of 25 square feet of landscaped area, exclusive of the sign structure area, shall be located at the base of each freestanding monument sign. Landscaping shall be shown on accompanying site plan to scale.

**Temporary Signs:** The following information shall be submitted:

- Building elevation(s) showing: building width, building height, façade area, and the exact sign location(s).
- Site plan indicating the building, parking areas and property lines as well as the proposed sign with dimensions to all property lines.
- Sign specifications showing: exact copy, size, length, height, area, materials, color, lighting and type.
- All information submitted shall be to scale and include dimensions and area of sign.

**Other Requirements:**

- All signs shall be designed and constructed to withstand wind pressure of not less than 25 pounds per square foot.

Refer to Article 13 of the Unified Development Ordinance at:

[www.cityofls.net/Development/Zoning-Subdivision-Regulations/Unified-Development-Ordinance.aspx](http://www.cityofls.net/Development/Zoning-Subdivision-Regulations/Unified-Development-Ordinance.aspx)

Contact the Development Services Department with questions at 816-969-1200.



# LEE'S SUMMIT MISSOURI

Permit #PRSGN \_\_\_\_\_ - \_\_\_\_\_

## SIGN PERMIT APPLICATION

Project Business Name: TLC Family Dentistry

Project Address/Location: 3568 SW Market St

Applicant: Reaching Solutions, Tom Skram

Applicant's Address: 15735 S US 169 Hwy., #16 Olathe, KS 66062

Applicant's Phone & Fax #: 913-485-6863

Applicant's Email Address: reachingsolutions@gmail.com

### Type of Sign: Check only one

☒ Wall Sign (\$100)

☐ Monument/Detached Sign (\$100)

☐ Temporary Sign (\$50)

☐ Directional Sign (\$50)

### Illumination: Specify whether the sign is illuminated

☒ Illuminated \*

☐ Non-Illuminated

**\*NOTE:** IF BRANCH CIRCUIT IS NOT CURRENTLY AVAILABLE FOR ILLUMINATED SIGN, A LICENSED ELECTRICAL CONTRACTOR MUST OBTAIN ELECTRICAL PERMIT PRIOR TO INSTALLATION. ALL SIGNS INVOLVING INTERNAL LIGHTS OR OTHER ELECTRICAL DEVICES OR CIRCUITS SHALL DISPLAY A LABEL CERTIFYING IT AS BEING APPROVED BY THE UNDERWRITER'S LABORATORIES, INC.

### Sign Dimensions and Setbacks for Wall and Monument/Detached Signs


Height of sign: 5 ft (X) Width of sign: 16.6 ft (=) Area of sign: 80.55 sq ft

Area of building façade/wall: 1650 sq ft Total height of detached sign: \_\_\_\_\_ ft

**Setbacks:** front property line: \_\_\_\_\_ ft rear property line: \_\_\_\_\_ ft

side property line: \_\_\_\_\_ ft side property line: \_\_\_\_\_ ft

The applicant understands that this permit is issued only for work described here in and included in **accompanying plans and specifications**. All rights and privileges acquired under the provisions of this Ordinance, or any application thereto, are merely licenses revocable at any time by the Director of Development Services Department.

  
\_\_\_\_\_  
Signature of Applicant

1/18/22

\_\_\_\_\_  
Date

**For City use only, do not write below this line.**

Electrical Permit Required:

☐ N/A

☐ Yes

☐ No

Zoning: \_\_\_\_\_ Permit Fee: \_\_\_\_\_

Receipt #: \_\_\_\_\_

\_\_\_\_\_  
Signature of Plans Examiner

Approved: \_\_\_\_\_

\_\_\_\_\_  
Planning Division Approval Date

**Remarks:**



Job

**the FAMILY DENTISTRY**  
Building Signs

Date December 2021

Client **TLC Family Den stry**  
3568 SW Market St  
Lee's Summit MO 64082



71.7"

23"

**FRONT ELEVATION -**  
East Facing Facade

Job

**tlc** FAMILY  
DENTISTRY  
Building Signs

Date December 2021

Client TLC Family Den stry

3568 SW Market St  
Lee's Summit MO 64082


**tlc** FAMILY  
DENTISTRY

58"

200"

**FRONT ELEVATION -**  
East Facing Facade





# LEE'S SUMMIT MISSOURI

Permit #PRSGN \_\_\_\_\_ - \_\_\_\_\_

## SIGN PERMIT APPLICATION

Project Business Name: TLC Family Dentistry

Project Address/Location: 3568 SW Market St

Applicant: Reaching Solutions, Tom Skram

Applicant's Address: 15735 S US 169 Hwy., #16 Olathe, KS 66062

Applicant's Phone & Fax #: 913-485-6863

Applicant's Email Address: reachingsolutions@gmail.com

### Type of Sign: Check only one

☒ Wall Sign (\$100)

☐ Monument/Detached Sign (\$100)

☐ Temporary Sign (\$50)

☐ Directional Sign (\$50)

### Illumination: Specify whether the sign is illuminated

☒ Illuminated \*

☐ Non-Illuminated

**\*NOTE:** IF BRANCH CIRCUIT IS NOT CURRENTLY AVAILABLE FOR ILLUMINATED SIGN, A LICENSED ELECTRICAL CONTRACTOR MUST OBTAIN ELECTRICAL PERMIT PRIOR TO INSTALLATION. ALL SIGNS INVOLVING INTERNAL LIGHTS OR OTHER ELECTRICAL DEVICES OR CIRCUITS SHALL DISPLAY A LABEL CERTIFYING IT AS BEING APPROVED BY THE UNDERWRITER'S LABORATORIES, INC.

### Sign Dimensions and Setbacks for Wall and Monument/Detached Signs

Height of sign: 4 ft (X) Width of sign: 13.3 ft (=) Area of sign: 51.8 sq ft

Area of building façade/wall: 1161 sq ft Total height of detached sign: \_\_\_\_\_ ft

**Setbacks:** front property line: \_\_\_\_\_ ft rear property line: \_\_\_\_\_ ft

side property line: \_\_\_\_\_ ft side property line: \_\_\_\_\_ ft

The applicant understands that this permit is issued only for work described here in and included in **accompanying plans and specifications**. All rights and privileges acquired under the provisions of this Ordinance, or any application thereto, are merely licenses revocable at any time by the Director of Development Services Department.

Signature of Applicant

1/18/22

Date

**For City use only, do not write below this line.**

Electrical Permit Required:

☐ N/A

☐ Yes

☐ No

Zoning: \_\_\_\_\_ Permit Fee: \_\_\_\_\_

Receipt #: \_\_\_\_\_

Approved: \_\_\_\_\_

Signature of Plans Examiner

Planning Division Approval Date

**Remarks:**



Job		Date		Client	
The FAMILY DENTISTRY Building Signs		December 2021		TLC Family Den stry	
				3568 SW Market St Lee's Summit MO 64082	



23'

50'5"

**SIDE ELEVATION -**  
South Facing Facade

Job

**tlc** FAMILY  
DENTISTRY  
Building Signs

Date December 2021

Client **TLC Family Den stry**

3568 SW Market St  
Lee's Summit MO 64082

**tlc** FAMILY  
DENTISTRY


46.6"

160"

**SIDE ELEVATION -**  
South Facing Facade



Job



Building Signs

Date

December 2021

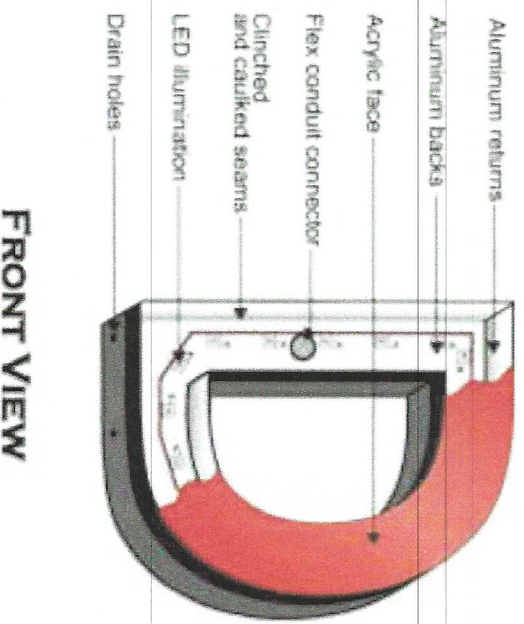
Client

TLC Family Den stry

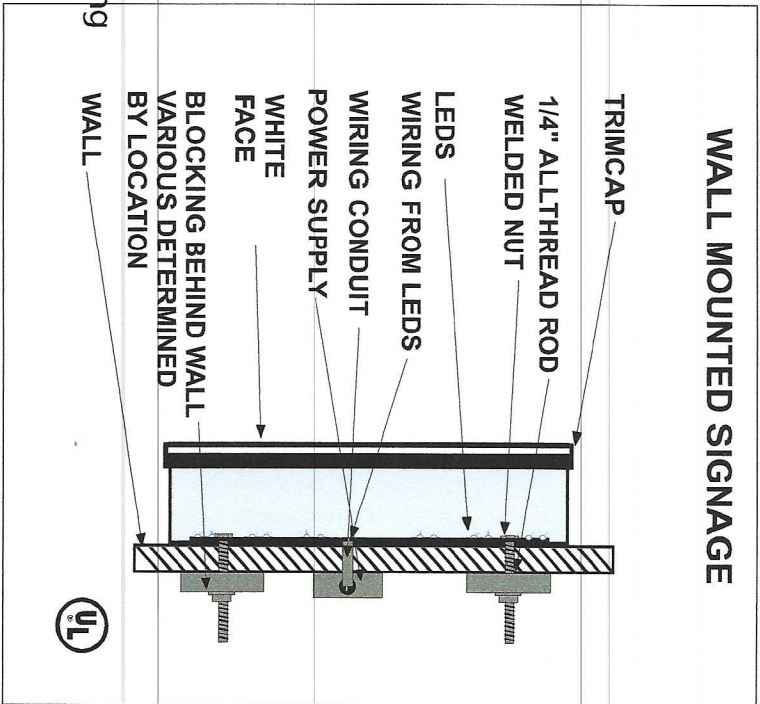
3568 SW Market St

Lee's Summit MO 64082

# CONSTRUCTION OF BOTH SIGNS



FRONT VIEW



Performed Front Lit Channel Remote reading tlc FAMILY DENTISTRY with LED lighting

Faces: 2447 White (.177) x 72 x 120 with DAYNIGHT PERF - Purple Day - White Night

Trimcap: Gemini - 3/4 " Black Trimcap #2025

4 in return Aluminum CL Coil 4.3" 040 Black/White

Aluminum Sheet Backs: PolyMetal - 3MM(.125) white/whiteUL 60 x 120

LEDs: 1 Row of LED-Principal QwikMod PLQM2-TW150-P

Mounting Hardware: Standard Channel 1/4" Nutsert-165GZ Z, 1/4" x 6" All Thread-aluminum, 1/4" Nut -kep-zinc, 1/4" Washer-zinc

Outdoor UL Listed






# LEE'S SUMMIT MISSOURI

## SIGN PERMIT AUTHORIZATION

Comes now T4-Summit Crest Plaza L.L.C., who being  
(landlord or property owner)

duly sworn upon his/her oath, does state that he/she is the landlord or property owner that has  
given permission to the applicant to place signage at: TLC Family Dentistry  
3568 SW Market Street, Lee's Summit Mo. 64082  
(location address)

Dated this 22<sup>nd</sup> day of December, 2021

  
\_\_\_\_\_  
Signature of Landlord or Property Owner

Jeff Taylor  
\_\_\_\_\_

Printed Name  
Sr. V.P. of Real Estate