

Sign Type: Schedule Complete

Date: October 26, 2021
 Drawn by: Charles L.
 Account Manager: Kristi M.
 Project Manager: _____
 File Name: Site Plan

Signature

Date _____

NOTE: Please ensure all red line changes are noted on this drawing prior to returning it to ADCON. Subsequent to ADCON incorporating the red line changes requested on this drawing, any further changes will result in additional billing at the rate of \$86 per hour.

- ☐ Approved
☐ Approved As Noted
☐ Revise And Resubmit

Production Mgr. Approval	Date
--------------------------	------

Project Mgr. Approval	Date
-----------------------	------

Account Mgr. Approval	Date
-----------------------	------

P&D Mgr. Approval	Date
-------------------	------

Revision Notes:

Moved placement of pylon and
added details for easment
and water line locations


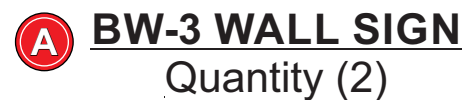
Shifted clearance bar location
1' to the left on pick up lane
detail

Dot No.

W.O. No. 4203

Rev. No. **B** Date:12-01-21
By:CCL

Sheet No. **1.0**



New "Cigar Style" pylon sign by Adcon for LL. Pylon faces only for Chipotle under this W.O.

(Reference W.O.
#4571 for full
pylon frame)



Store #4098
1103 SW Oldham Parkway
Lee's Summit, MO 64081

File Name: _____ Elevations _____



NOTE: Please ensure all red line changes are noted on this drawing prior to returning it to ADCON. Subsequent to ADCON incorporating the red line changes requested on this drawing, any further changes will result in additional billing at the rate of \$86 per hour.

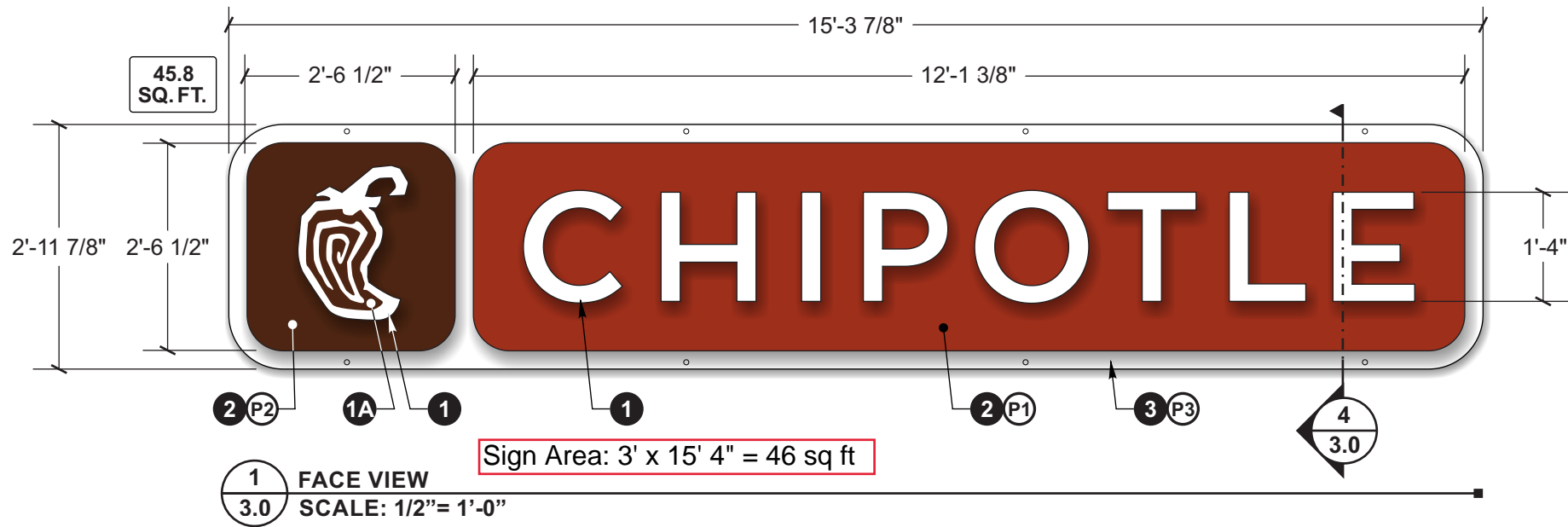
☐ Approved
☐ Approved As Noted
☐ Revise And Resubmit

P&D Mgr. Approval	Date
-------------------	------

[illegible]

Sheet No. 2.0





SIGN TYPE BW-3 SPECIFICATIONS FOR (2) ILLUMINATED WALL SIGNS

- 1 CHANNEL LETTERS "CHIPOTLE" AND PEPPER LOGO**
LETTER TYPE= Face-Lit pan channel letters DEPTH=3"
FACES= 3/16" Cyro #2447 Milk-White acrylic
- 1A PEPPER GRAPHIC=** .040" Pre-finished Adobo brown alum. F.C.O. overlay
TRIMCAP= 1" Brown Jewelite
BACKS= .040" Pre-finished white aluminum
RETURNS= .040" Pre-finished Adobo Brown aluminum (w/ weep holes)
ILLUMINATION= White Sloan Prism Mini LEDs
MOUNTING= Mount flush to face of cabinets with #10 "blunt" ended screws as req.

- 2 BROWN & RED REVERSE PAN CABINETS**
CABINET TYPE= Halo-Lit reverse pan DEPTH= 2 5/8"
FACE= .090" Aluminum
RETURNS= @ Top & bottom: 2 1/2" x 1/8" Alum. angle
@ Ends/corners: (one-piece) .125" Alum. weld and Versilok to face
BACK= .150 Clear lexan w/ perimeter angle clips for rev. pan attachment
ILLUMINATION= White Sloan Prism Mini LEDs
MOUNTING= Mount to backer panel via 1 1/2" x 1/8" alum. sq. tube "spacer bars" using self drilling screws as req.

- 3 WHITE BACKER PANEL**
FACE= 1/8" Aluminum- Attachment to frame via weld & Versilok adhesive
Note: Face overhangs ends of frame typ.
RETURNS= @ Top & bottom: See "Frame"
@ Ends/corners: (one-piece) .125" Alum.weld and Versilok to face
BACK= N/A
FRAME= 1" x 2" x 1/8" Aluminum rec. tube
LIFT POINTS= Drill hole and Versilok 3/8" steel nut to bottom of frame then install 3/8" bolt
MOUNTING= Mount to existing fascia w/ 3/8" fasteners through face/frame (Heyco caps required in panel face)

ELECTRICAL

PRIMARY= 120V power supply mounted inside Cabinet's internal raceway (leave 6'-0" pigtail on back of backer panel)
SECONDARY= 12V LED wire leads jumped on back side of cabinets
POWER DISCONNECT= Toggle switch on cabinet return
ELECTRICAL HOOK-UP= Final electrical connection of sign is by others

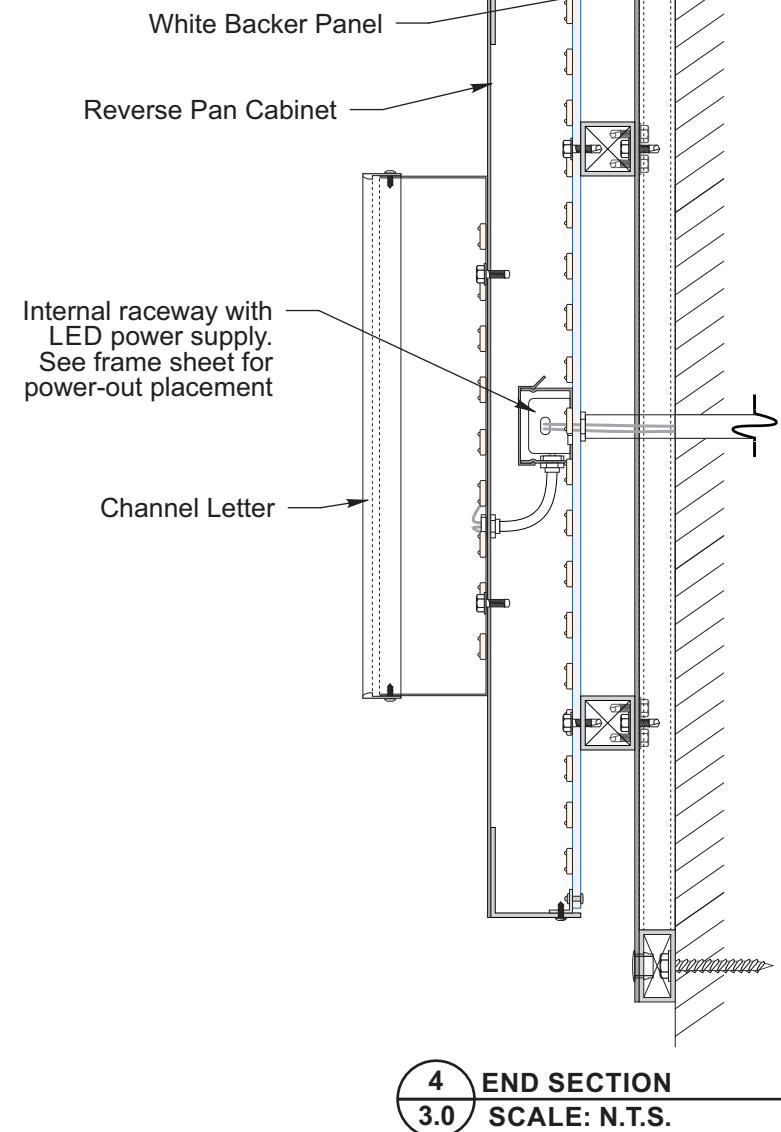
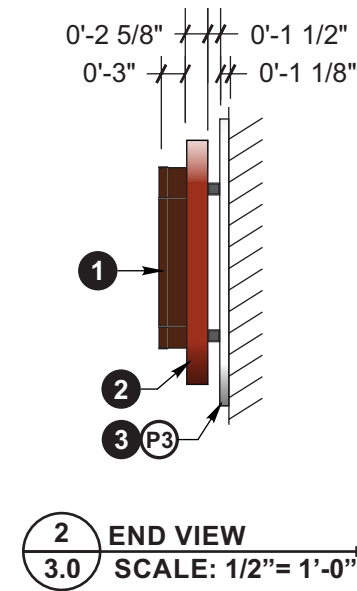
COLOR SPECIFICATIONS

- P1 P.T.M. PMS #484C "Roasted Red" (Nuance)
P2 P.T.M. PMS #4625C "Adobo Brown" (Nuance)
P3 P.T.M. White

NOTE: Paint all exposed fasteners and Heyco caps to match adjacent finish



3 ILLUMINATION RENDERING
3.0 SCALE: N.T.S.



ADCON

3725 Canal Drive
Fort Collins, CO 80524
970 484 3637
www.adconsigns.com

These documents and plans have been created by and are the exclusive intellectual property of Adcon Inc. Any unauthorized use, disclosure, dissemination or duplication of any of the information contained herein may result in liability under applicable laws.

Design Proposal for:
Chipotle Mexican Grill
South Lee's Summit
Store #4098
1103 SW Oldham Parkway
Lee's Summit, MO 64081

Sign Type: BW-3

Date: October 26, 2021
Drawn by: Charles L.
Account Manager: Kristi M.
Project Manager:
File Name: BW-3

Client Approval

Signature

Date

NOTE: Please ensure all red line changes are noted on this drawing prior to returning it to ADCON. Subsequent to ADCON incorporating the red line changes requested on this drawing, any further changes will result in additional billing at the rate of \$86 per hour.

- ☐ Approved
☐ Approved As Noted
☐ Revise And Resubmit

Production Mgr. Approval Date

Project Mgr. Approval Date

Account Mgr. Approval Date

P&D Mgr. Approval Date


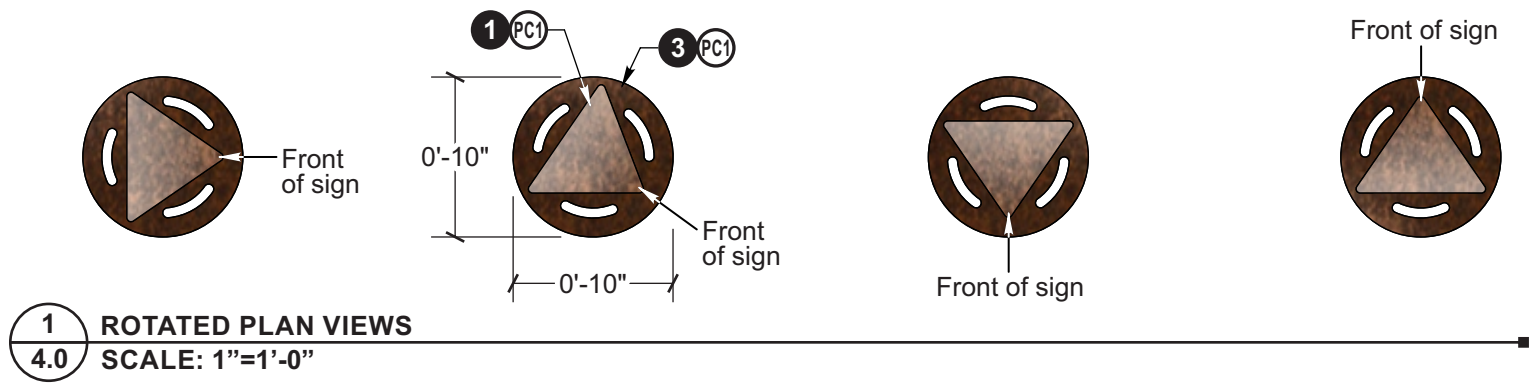
Revision Notes:

Dot No.

W.O. No. 4203

Rev. No. A Date: By:

Sheet No. 3.0



- SPECIFICATIONS FOR (1) ILLUMINATED D/F DIGITAL PICKUP SIGN
- 1 POST= Brake-formed 1/8" aluminum body w/ welded & finished top cap
 - 1a Text Graphics: CNC Routed and backed w/ white acrylic
 - 1b Logo Graphic: CNC Routed and backed w/ white acrylic and opaque vinyl logo overlay
 - 2 ACCESS PANEL= Removable full length 1/8" aluminum back panel
 - 3 MOUNTING= 1/4" Aluminum plate w/ mounting slots to allow rotational adjustment of 25° each direction
- ILLUMINATION= Internally illuminated via Sloan Prism Mini White LEDs
- CAISSON= Sonotube formed concrete caisson and (3) 1/2" dia. expansion anchors w/ washers and leveling nuts as req.

- COLORS AND FINISHES
- PC1 Powder coat IFS Rustic SRBM 90146
 - V3 Arlon cast vinyl #2100-3651 "Adobo Brown"



- 3 ILLUMINATION RENDERING TYP.
4.0 SCALE: N.T.S.

Design Proposal for:
Chipotle Mexican Grill
South Lee's Summit
Store #4098
1103 SW Oldham Parkway
Lee's Summit, MO 64081

Sign Type: Digital Pickup

Date: October 26, 2021
Drawn by: Charles L.
Account Manager: Kristi M.
Project Manager:
File Name: DPU

Client Approval

Signature _____

Date _____

NOTE: Please ensure all red line changes are noted on this drawing prior to returning it to ADCON. Subsequent to ADCON incorporating the red line changes requested on this drawing, any further changes will result in additional billing at the rate of \$86 per hour.

☐ Approved
☐ Approved As Noted
☐ Revise And Resubmit

Production Mgr. Approval	Date
Project Mgr. Approval	Date
Account Mgr. Approval	Date
P&D Mgr. Approval	Date

Revision Notes:

SPECIFICATIONS FOR (1) NON-ILLUMINATED S/F BREAKAWAY CLEARANCE BAR

- 1 POST=** 4" x 4" x 1/4" Alum. sq. tube w/ 3/8" alum top plate and pivot
- 2 CLEARANCE BAR=** 2" x 4" x 1/8" Alum. rec. tube w/ black PVC end caps
- 2a Graphics:** Reflective vinyl overlay

Breakaway: To minimize damage from impact, the top beam will give way and rotate when struck. Beam can then be manually rotated back to original position

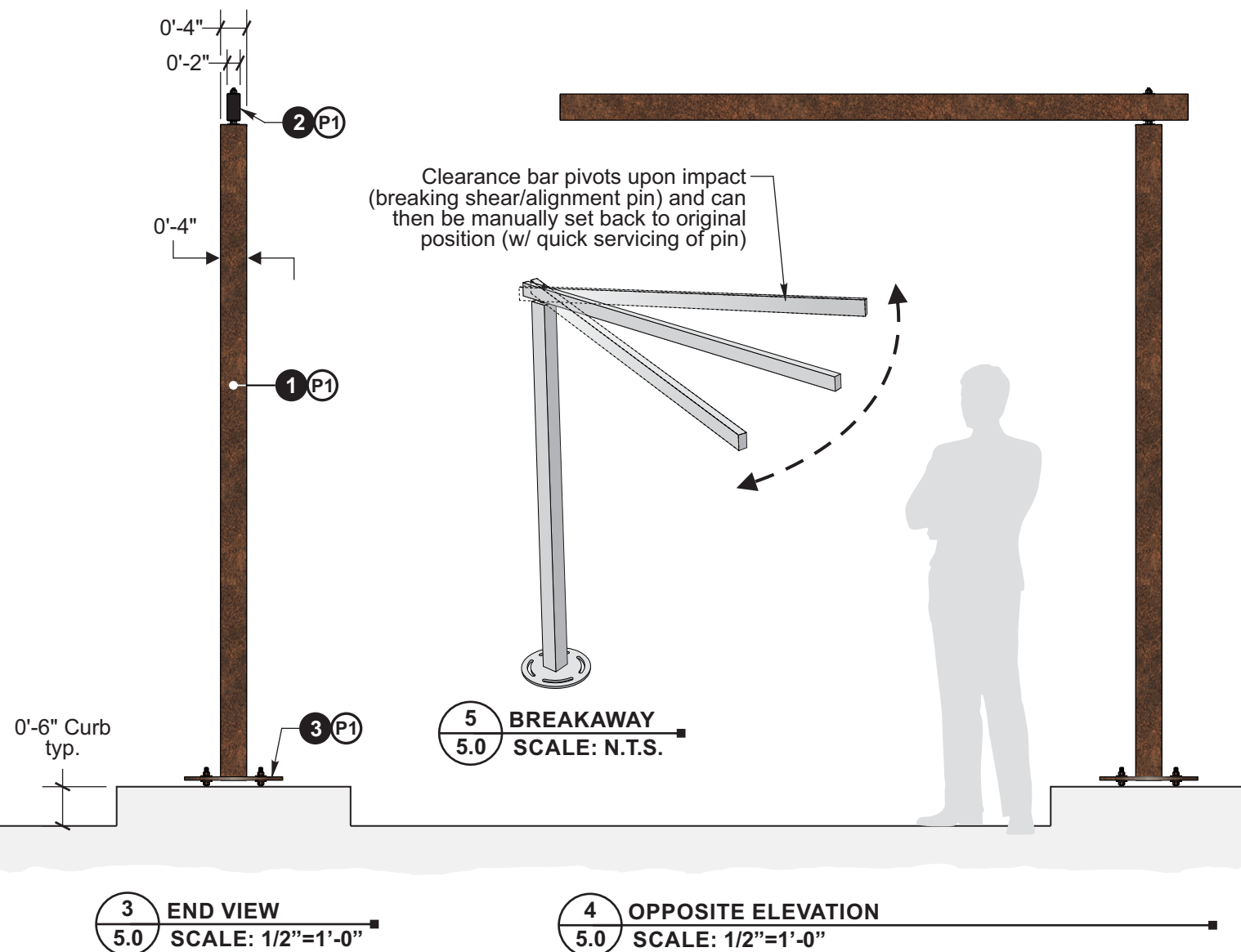
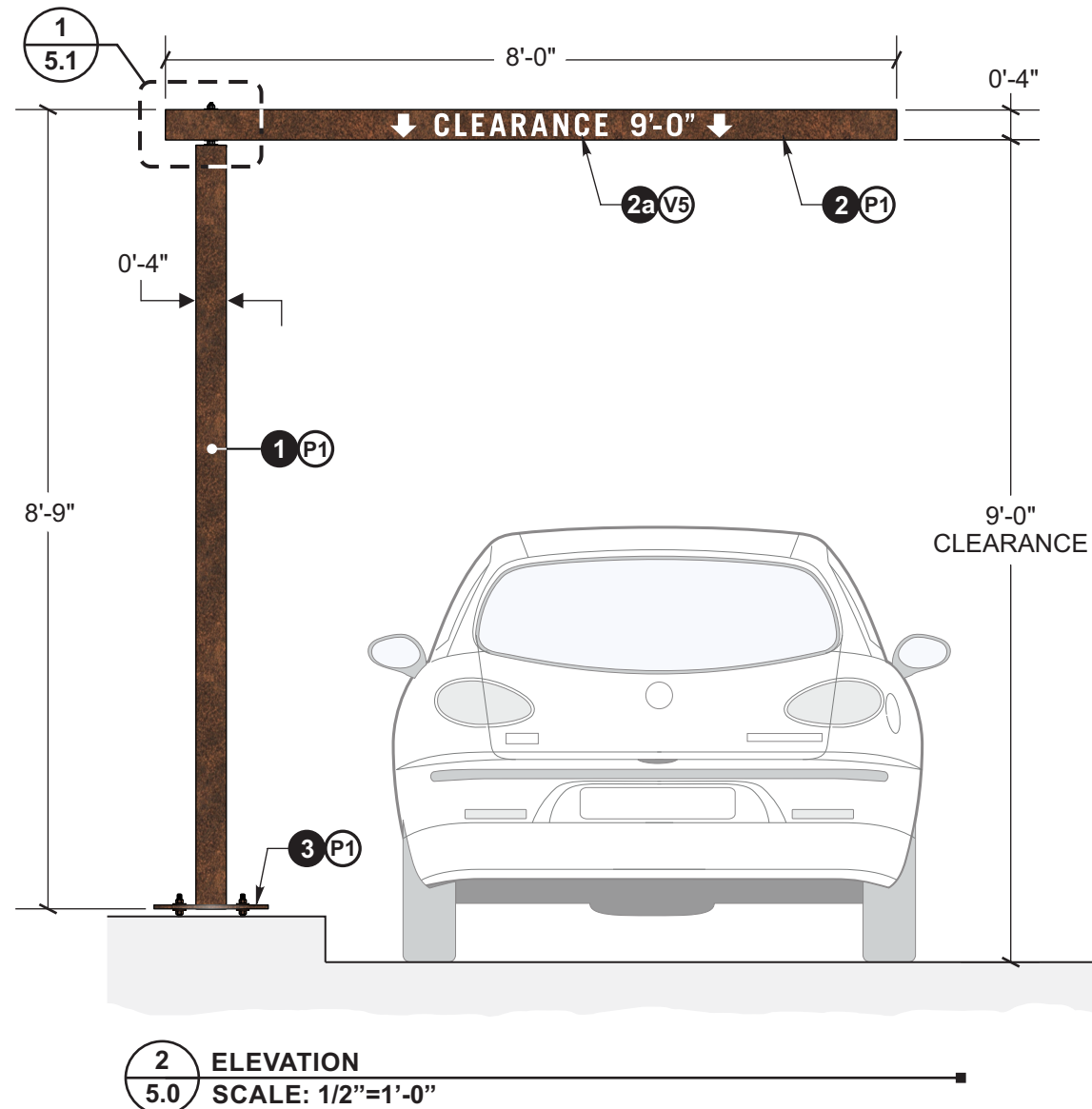
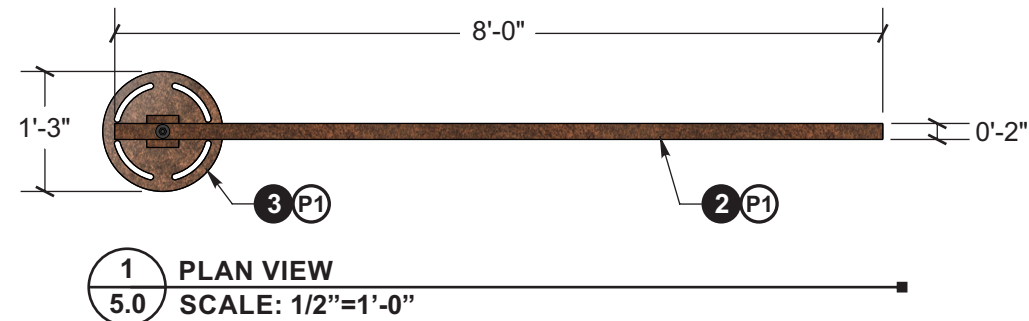
Note: Rotation from fixed position will break shear/alignment pin which can be easily serviced during realignment of clearance bar

- 3 MOUNTING=** Slotted 1/2" alum. base plate attaches to embedded bolts in caisson

CAISSON= Sonotube formed concrete caisson w/ embedded mounting hardware (four 1/2" All-thread welded to 1/8" steel spacer plates w/ washers and leveling nuts).

COLOR SPECIFICATIONS

- (P1)** Powder coat IFS Rustic SRBM 90146 **(V5)** Reflective White Vinyl



Design Proposal for:
Chipotle Mexican Grill
South Lee's Summit
 Store #4098
 1103 SW Oldham Parkway
 Lee's Summit, MO 64081

Sign Type: Clearance Bar

Date: October 26, 2021

Drawn by: Charles L.

Account Manager: Kristi M.

Project Manager: _____

File Name: VALUE Clearance Bar

Client Approval

Signature _____

Date _____

NOTE: Please ensure all red line changes are noted on this drawing prior to returning it to ADCON. Subsequent to ADCON incorporating the red line changes requested on this drawing, any further changes will result in additional billing at the rate of \$86 per hour.

- ☐ Approved
☐ Approved As Noted
☐ Revise And Resubmit

Production Mgr. Approval	Date
--------------------------	------

Project Mgr. Approval	Date
-----------------------	------

Account Mgr. Approval	Date
-----------------------	------

P&D Mgr. Approval	Date
-------------------	------

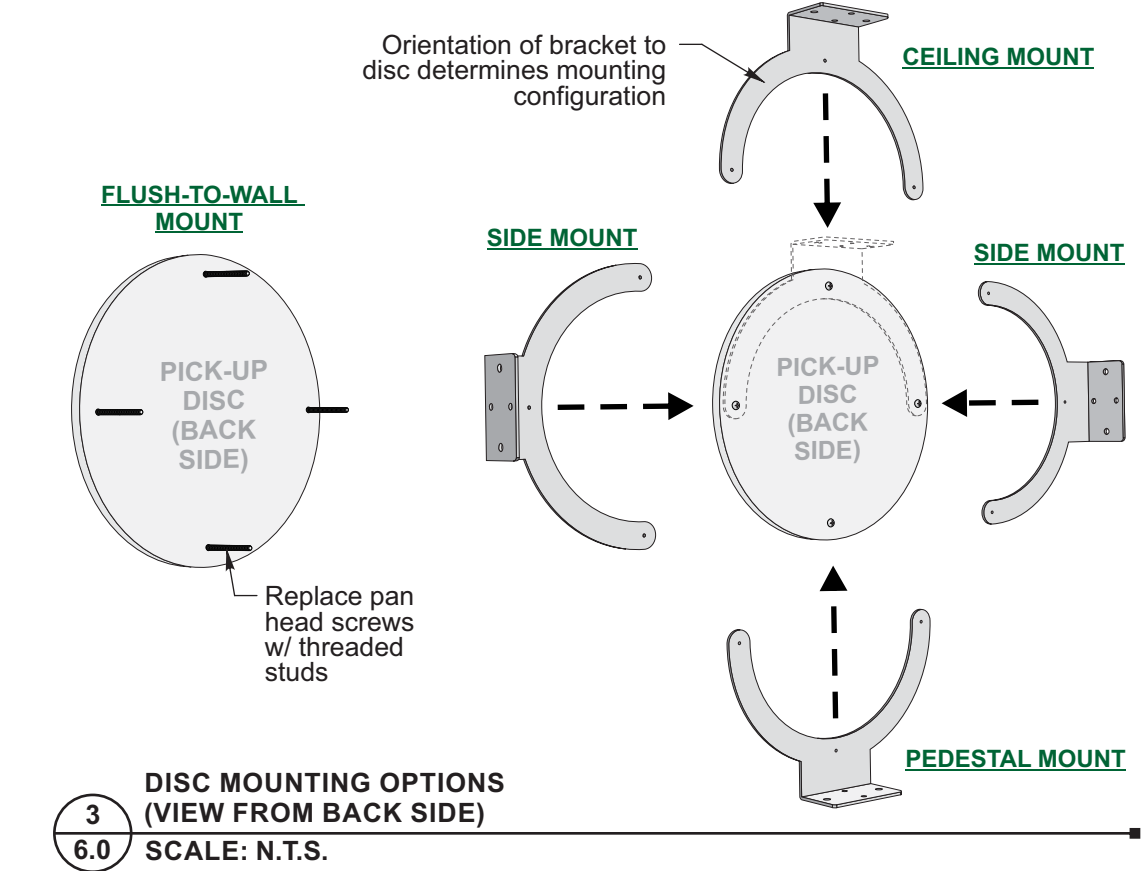
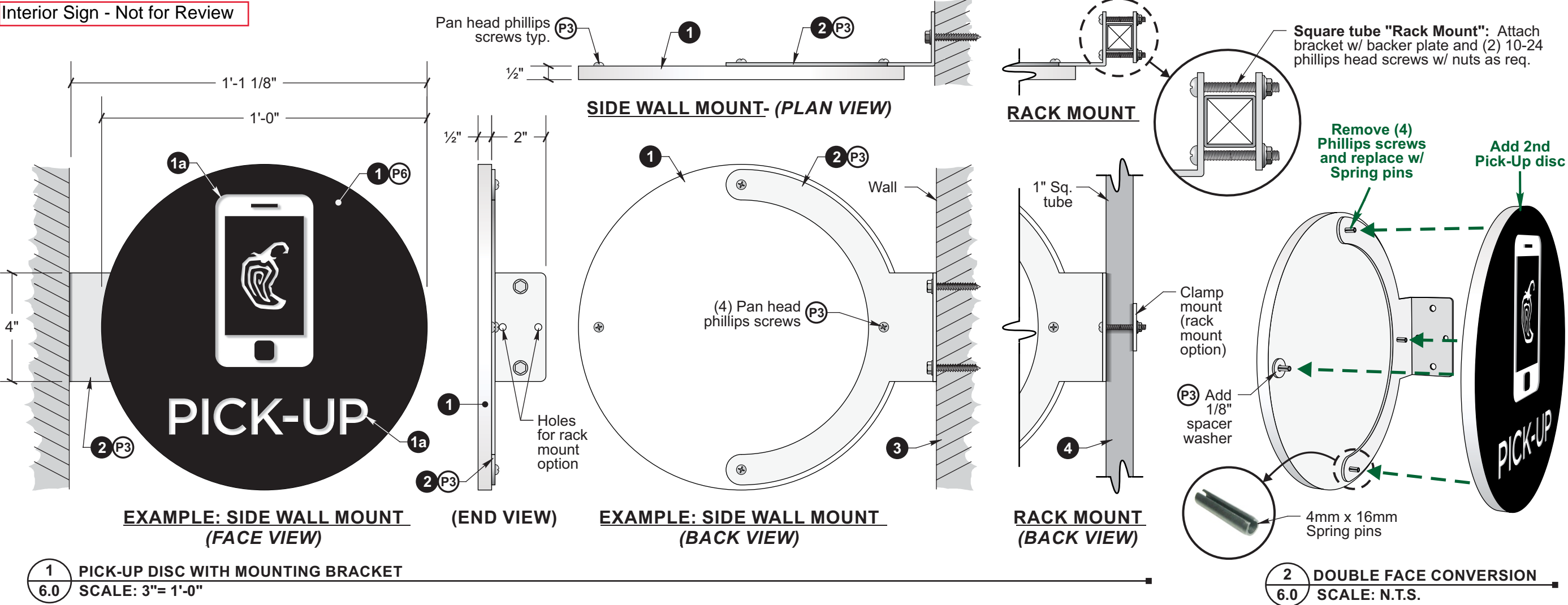
Revision Notes:

Dot No.

W.O. No. **4203**

Rev. No. **A** Date: _____
By: _____

Sheet No. **5.0**



- GENERAL SPECIFICATIONS AND OPTIONS FOR:
NON-ILLUMINATED INTERIOR DISC PICK-UP SIGNS**
- 1 DISC=** 1/2" White acrylic (two required for double face version)
Front: Painted face w/ routed graphics
Back: (4) Drilled & tapped mounting holes for 10-32 hardware
NOTE: Back and returns are bare acrylic (unpainted)
 - 1a Pepper Graphic:** 1/16" depth (1/32" bit)
"Pick-Up" & Phone Graphic: 1/8" depth (1/8" bit)
 - 2 BRACKET=** C.A.M. Routed and brake formed 1/8" Aluminum
 - 3 MOUNTING= WALL MOUNT OPTION:**
Flush-to-wall: Mount disc to wall w/ studs & adhesive
Side/Ceiling/Pedestal Flag Mount: Attach disc to bracket w/ 10-32 pan head screws (or Spring pins for D/F version) Attach bracket to wall w/ #12 fasteners as req.
 - 4 MOUNTING= RACK MOUNT OPTION:**
Side/Pedestal Flag Mount: Attach disc to bracket w/ 10-32 pan head screws (or Spring pins for D/F version)- Clamp bracket to sq. tube frame of rack using aluminum backing plate and (2) 10-24 phillips head machine screws w/ nuts as req.
- COLORS AND FINISHES**
- P3** Paint A-N "White"
 - P6** Paint A-N "Black"
 - NOTE:** Paint all exposed fasteners to match adjacent finish

ORDER CHECKLIST

1 SIGN QUANTITY

☒ SINGLE FACE
☐ DOUBLE FACE

☒ FLUSH-TO-WALL MOUNT (no bracket)
☐ FLAG MOUNT (w/ bracket: side/ceiling/pedestal)

☐ RACK MOUNT (include rack mount hardware kit)

Client Approval

Signature _____

Date _____


NOTE: Please ensure all red line changes are noted on this drawing prior to returning it to ADCON. Subsequent to ADCON incorporating the red line changes requested on this drawing, any further changes will result in additional billing at the rate of \$86 per hour.

☐ Approved
☐ Approved As Noted
☐ Revise And Resubmit

Production Mgr. Approval	Date
Project Mgr. Approval	Date
Account Mgr. Approval	Date
P&D Mgr. Approval	Date

Revision Notes:

Sign Area: 1' 9" x 8' 9" = 15.3 sq ft



1 FACE ELEVATION
SCALE: 3/4" = 1'-0"

2 END VIEW
SCALE: 3/4" = 1'-0"



3 COMPLETE MONUMENT PYLON (REFERENCE RENDERING)
SCALE: 3/4" = 1'-0"

SPECIFICATIONS FOR (2) FACES FOR D/F ILLUMINATED CIGAR PYLON SIGN

- 1 FACES= 1/8" Alum. faces attach w/ counter sink screws.
 - 2 GRAPHICS= 1" Clear acrylic push-thru w/ routed ledge, vinyl overlay, and 2nd surface diffuser film
- COLOR SPECIFICATIONS
- (P1) P.T.M. PMS #484C "Roasted Red" (P2) P.T.M. PMS #4625C "Adobo Brown"
 - (V1) First surface 3M Scotchcal vinyl overlay #3630-20 white

ADCON

3725 Canal Drive
Fort Collins, CO 80524
970 484 3637
www.adconsigns.com

These documents and plans have been created by and are the exclusive intellectual property of Adcon Inc. Any unauthorized use, disclosure, dissemination or duplication of any of the information contained herein may result in liability under applicable laws.

Design Proposal for:
Chipotle Mexican Grill
South Lee's Summit
Store #4098
1103 SW Oldham Parkway
Lee's Summit, MO 64081

Sign Type: Cigar Pylon Sign

Date: October 26, 2021
Drawn by: Charles L.
Account Manager: Kristi M.
Project Manager:
File Name: Pylon Sign Faces

Client Approval

Signature

Date

NOTE: Please ensure all red line changes are noted on this drawing prior to returning it to ADCON. Subsequent to ADCON incorporating the red line changes requested on this drawing, any further changes will result in additional billing at the rate of \$86 per hour.

- ☐ Approved
- ☐ Approved As Noted
- ☐ Revise And Resubmit

Production Mgr. Approval Date

Project Mgr. Approval Date

Account Mgr. Approval Date

P&D Mgr. Approval Date

Revision Notes:

Resized for 11' pylon size

Dot No.

W.O. No. 4203

Rev. No. B Date: 12-01-21
By: CCL

Sheet No. 7.0