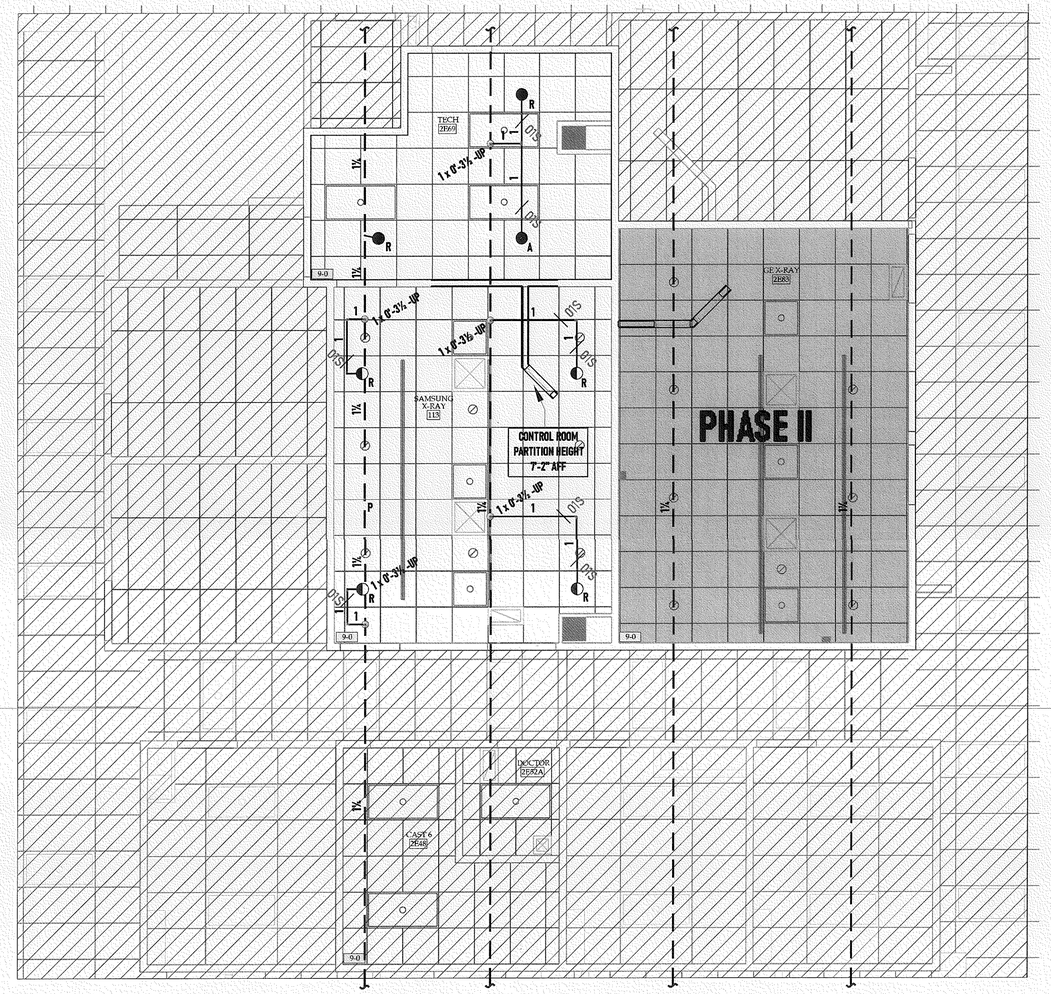

*PHASE II TO BE COMPLETED AT A LATER DATE

N

SCALE: 1/4" = 1'-0"

0' 1' 2' 5' 10'

LEGEND:

ADD - A

RELOCATE - R

PLUG - P

NEW PIPE -

EXISTING PIPE -

PHASE II -

NOT IN CONTRACT -

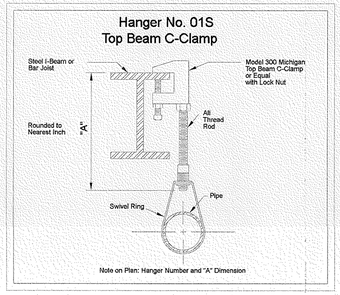

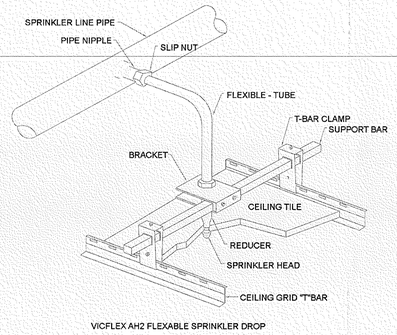

VICFLEX AH2 FLEXABLE SPRINKLER DROP

Sprinkler Legend											
Symbol	Quantity	Manufacturer	SIN	Model	K-Factor	Type	Size	Response	Finish	Temperature	Note
	4	Viking	VK462	MIRAGE	5.6	Pendent	½	Quick	White	200°F	WHT. CON-PEN CLEAN ROOM
	3	Viking	VK3021	XT1	5.6	Pendent	½	Quick	Chrome	200°F	CHROME SEMI-RECESSED
	Total = 7										

MAXIMUM DISTANCE BETWEEN HANGERS												
NOMINAL PIPE SIZE (.IN)	3/4"	1"	1¼"	1½"	2"	2½"	3"	3½"	4"	5"	6"	8"
STEEL PIPE EXCEPT THREADED LIGHTWALL	N/A	12'-0	12'-0	15'-0	15'-0	15'-0	15'-0	15'-0	15'-0	15'-0	15'-0	15'-0

GENERAL NOTE

*ALL SPRINKLER SYSTEMS SHALL CONFORM WITH THE REQUIREMENTS OF NFPA 13 2012
*ALL SECTIONS OF TRAPPED PIPING TO HAVE AUXILIARY DRAINS WHERE REQUIRED PER NFPA 13 2012
*ALL HANGER TO BE INSTALLED PER REQUIREMENTS OF NFPA 13 2012
*PENETRATIONS THROUGH FIRE RATED WALL SHALL BE FIRE CAULKED AS REQUIRED PER CONTRACT
*THE OWNER SHALL BE RESPONSIBLE FOR PROVIDING ADEQUATE HEAT TO PREVENT WATER FILLED PIPE FROM FREEZING
*AMERICAN FIRE SPRINKLER CORP. IS NOT CONTRACTED TO PROVIDE THE ALARM WIRING TO THE CENTRAL STATION ALARM SYSTEM
*THREADED PIPING 1" -2" SHALL BE SCH 40 BLACK STEEL WITH DUCTILE THREADED FITTINGS
*GROOVED PIPING 1" -2" SHALL BE SCH 40 BLACK STEEL WITH VICTAULIC GROOVED FITTINGS
*GROOVED PIPING 2 1/2" -8" SHALL BE SCH 10 BLACK STEEL WITH VICTAULIC GROOVED FITTINGS
*SYSTEM PIPE SHALL BE SIZED PER EXISTING SYSTEM / NEW CALCULATIONS ARE NOT REQUIRED

BUILDING CODE ANALYSIS

*BUILDING USE: HOSPITAL
*CONSTRUCTION TYPE: TYPE 1-A SECTION 602.2
*OCCUPANCY GROUP /S: B - BUSINESS - PROFESSIONAL SERVICES - SECTION 304
*TOTAL FLOOR AREA PER LEVEL: 755+/- SF

FIRE PROTECTION CODE ANALYSIS

*SYSTEM DESIGN IS BASED ON 2018 IBC, NFPA 13 2012
*ALL SPACES ARE LIGHT HAZARD UNLESS NOTED OTHERWISE ON DRAWINGS
*LIGHT HAZARD: 0.10 GPM/SF OVER 1500 SQ. FT. + 100 GPM HOSE ALLOWANCE
*ORDINARY HAZARD GROUP 1: 0.15 GPM/SF OVER 1500 SQ. FT. + 250 GPM HOSE ALLOWANCE
*ORDINARY HAZARD GROUP 2: 0.20 GPM/SF OVER 1500 SQ. FT. + 250 GPM HOSE ALLOWANCE
*DESIGN AREAS UTILIZE QUICK RESPONSE SPRINKLER AREA REDUCTION IN ACCORDANCE WITH NFPA 13 2012

AREA OF WORK

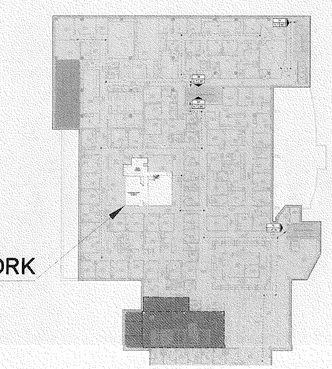

KEY PLAN

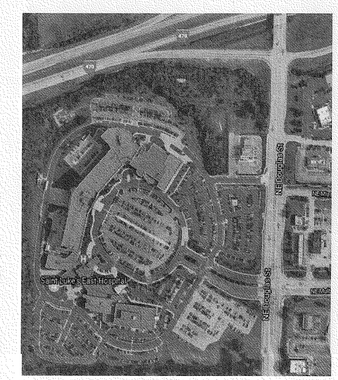

SITE PLAN

LEVEL 2 - PHASE I - FIRE PROTECTION

REVISIONS:	DATE:

Symbols	
Symbol	Description
	Hydraulic Reference Points
★ 0'	Elev. Below Top of Steel
★ 0'	Elev. Above Finished Floor
(0-0)	Elev. of Top of Steel
9-0	Ceiling Height
	Denotes Hanger Location
o	Rise up or down
	FLEXIBLE COUPLING
	HAZARD CLASSIFICATION

ROCKHILL ORTHOPEDIC X-RAY RENOVATION

120 SAINT LUKE'S BLVD. STE 200
LEE'S SUMMIT, MO 64086

PE STAMP:

STATE OF MISSOURI
TOM R. HAMPTON
NUMBER 10846
REGISTERED PROFESSIONAL ENGINEER
12/23/21

50

AMERICAN FIRE SPRINKLER
OFFICE: 6750 W. 47TH TERR. MISSION, KS 66203
MAIL: P.O. BOX 958 MISSION, KS 66201-0958
913-722-6900
FIRE PROTECTION SYSTEMS - CONSULTANTS - DESIGN
FABRICATION - SALES - SERVICE

PAY ITEM:	SPR
REVIEWING AUTHORITY :	OWNER / LESS'S SUMMIT, MO
ALL HEADS THIS SHEET:	TBD
TOTAL HEADS THIS JOB:	7
DRAWN BY:	COREY SCOTT
DATE :	10-16-21
REVISION DATE	
SCALE:	AS SHOWN
CONTRACT #	SK0850
DWG #:	FP01
SHEET:	1 OF 1