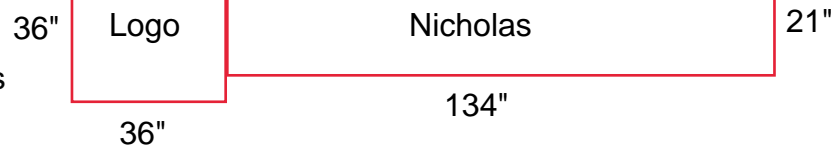



A
1 WEST ELEVATION - Sign Location
SCALE: 1/4" = 1'



A
2 SIGN DETAIL - Dimensions
SCALE: 1/2" = 1'



Sign Area - Logo:
3' x 3' = 9 sq ft

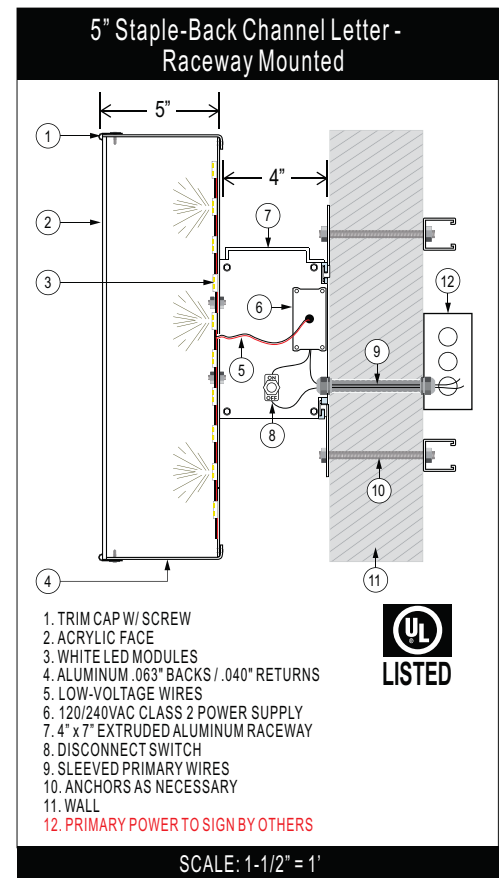
Sign Area - "Nicholas"
21" x 134" = 19.5 sq ft

TOTAL: 28.5 sq ft

EXISTING CONDITIONS



A
3 SIGN DETAIL - Attachment
SCALE: 1-1/2" = 1'



Customer / Job Site

NICHOLAS
FINANCIAL, INC
1229 NE Douglas St
Lees Summit, MO 64086

Scope of Work

Furnish & Install
New Signage

A. New LED
Illuminated Logo

CHANNEL LOGO SPECS			
MOUNTING:	raceway		
RACEWAY COLOR:	to match bld		
LED COLOR:	White		
RETURN SPECS:	DEPTH	COLOR	
	5"	Heron Blue	
FACE SPECS:	PLEX COLOR	WHITE	See Dwg
LETTER HEIGHT:	36"		
TRIM COLOR:	Jewelrite Intense Blue		

CHANNEL LETTERS	
Channel Letter Faces to be Replaced. New White Acrylic Faces, 1" Black Trimcap. Mounted on Existing Cans.	

B
1

MONU ELEVATION - Sign Location
SCALE: 1/2" = 1'



EXISTING CONDITIONS





B
2

SIGN DETAIL - Dimensions
SCALE: 1" = 1'

Sign Area: 2' x 4' 6" = 9 sq ft



-  Black Trans. Vinyl
-  Process Blue Trans. Vinyl

Customer / Job Site

NICHOLAS
FINANCIAL, INC
1229 NE Douglas St
Lees Summit, MO 64086

Scope of Work

Furnish & Install
New Signage

B. X2 - New Tenant
Panels

BACKGROUND DETAIL		
BACKGROUND MATERIAL		
3/16" Poly		
QUANTITY		
2		
CUT SIZE		
24"h x 53.5"w		
V.O.		
22.25"h x 51.5"w		
BACKGROUND COLOR		METHOD
White		
DOUBLE FACE	SINGLE SIDED	BACK TO BACK
<input checked="" type="checkbox"/>	<input checked="" type="checkbox"/>	<input type="checkbox"/>
SQUARE CORNERS	ROUND CORNERS	CUSTOM
<input checked="" type="checkbox"/>	<input type="checkbox"/>	<input type="checkbox"/>
MOUNTING SURFACE		
Existing Monument		
MOUNTING DEVICE		
Existing Retainer		