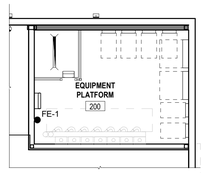

2b EQUIPMENT PLATFORM
1/8" = 1'-0"

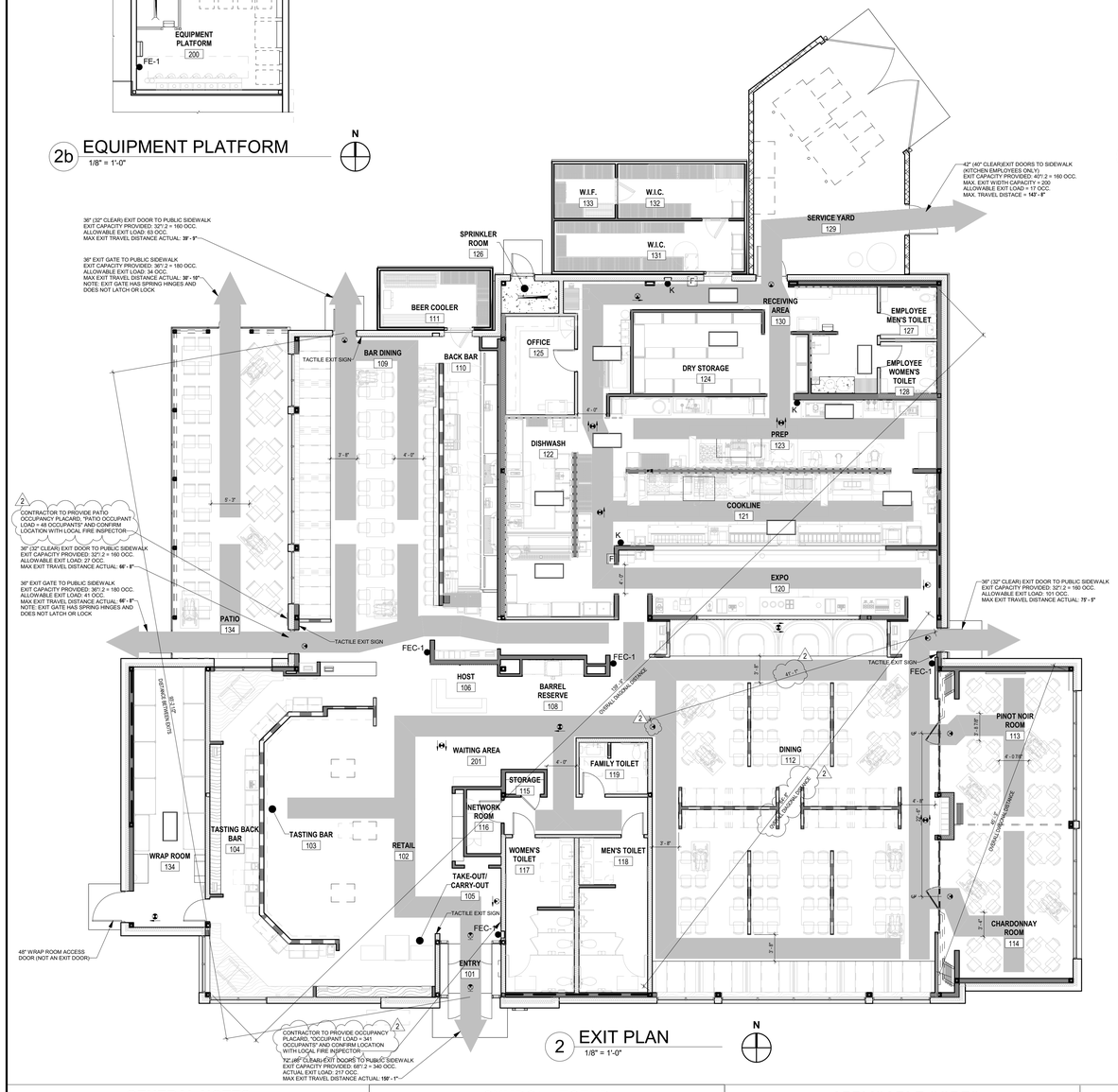

2 EXIT PLAN
1/8" = 1'-0"

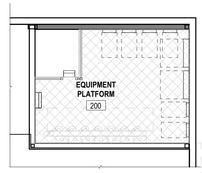

1b EQUIPMENT PLATFORM
1/8" = 1'-0"

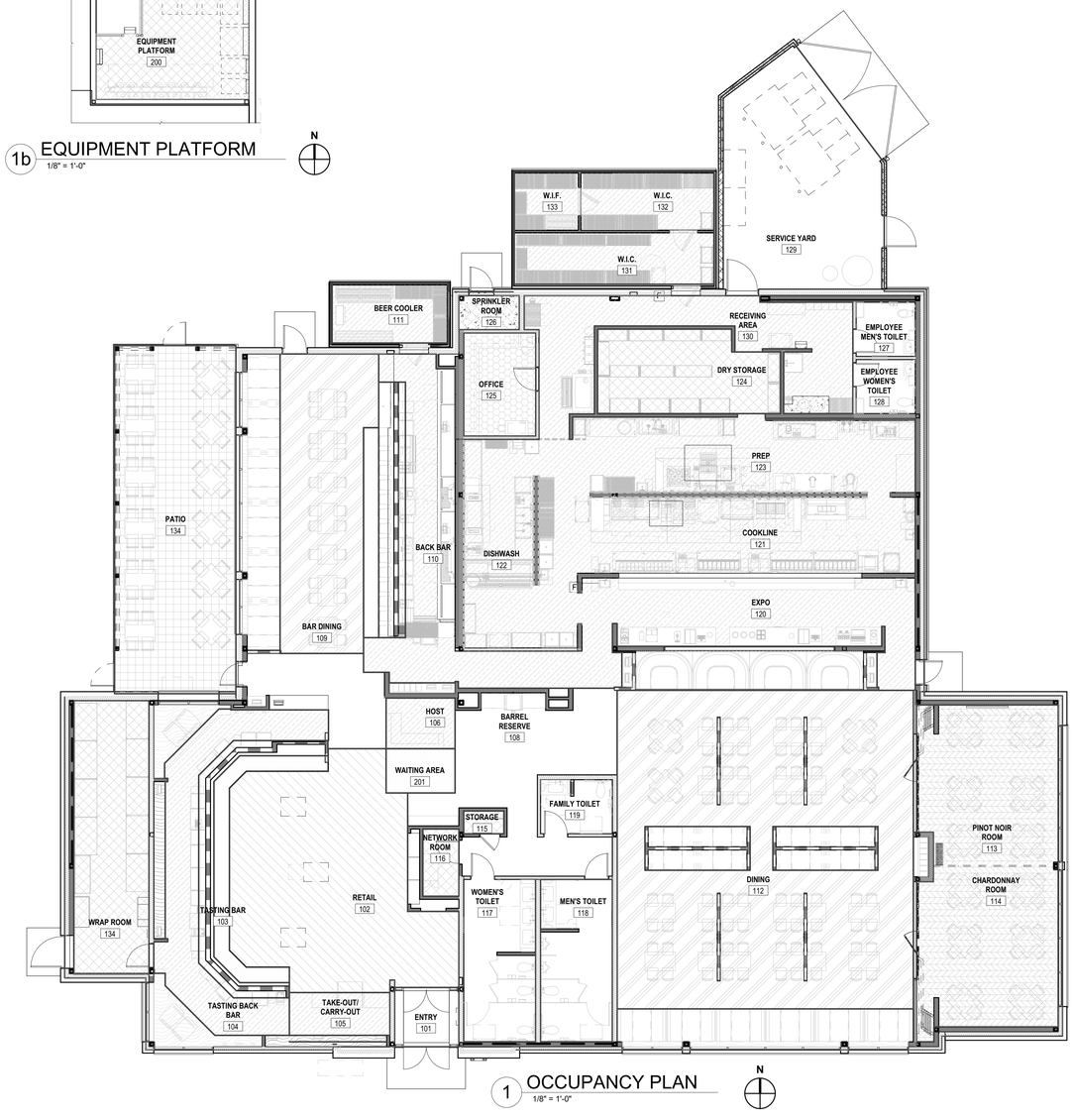

1 OCCUPANCY PLAN
1/8" = 1'-0"

GENERAL NOTES

HOURS OF CONSTRUCTION

HOURS OF CONSTRUCTION SHALL BE IN ACCORDANCE WITH LEASE AND GOVERNMENTAL AGENCIES AND RESTRICTIONS.

FIRE NOTES

A. SPRINKLER SYSTEM PROVIDED AS DESIGN BUILD. G.C. TO PROVIDE FIRE SPRINKLER DESIGN AND SHOP DRAWINGS TO FIRE OFFICIALS FOR APPROVAL PRIOR TO FABRICATION AND INSTALLATION.

B. SPRINKLER MONITORING ALARM IS REQUIRED.

C. RANGE HOOD EXTINGUISHING SYSTEM MUST BE TIED TO FIRE ALARM.

D. HVAC SMOKE DETECTORS MUST BE TIED TO FIRE ALARM.

BUILDING DEPARTMENT NOTES

1. ALL EXIT DOORS SHALL BE OPERABLE FROM INSIDE THE SPACE WITHOUT USE OF A KEY OR ANY SPECIAL KNOWLEDGE OR EFFORT. ANY SPECIAL LOCKING DEVICES SHALL BE AN APPROVED TYPE, BY THE GOVERNING CODE.
2. ALL EXIT DOORS MUST OPEN OVER A LANDING NOT MORE THAN 1/2" BELOW THE THRESHOLD AND SHALL BE BEVELED SUCH THAT THERE IS A 1/4" MAXIMUM DROP.
3. FLAME SPREAD RATING OR FINISH MATERIAL SHALL BE IN ACCORDANCE WITH ALL LOCAL CODES, ORDINANCES, AND ANY APPLICABLE AMENDMENTS.
4. PROVIDE OCCUPANT LOAD SIGN IN ALL ASSEMBLY ROOMS. SIGN TO READ: "MAXIMUM OCCUPANT LOAD; __ PEOPLE." LOCAL FIRE DEPARTMENT SHALL PROVIDE THE ALLOWABLE NUMBER OF PEOPLE.
5. PROVIDE 2A 10 BC RATED FIRE EXTINGUISHERS FOR EACH 3,000 S.F. OR PORTION THEREOF. TRAVEL DISTANCE SHALL NOT EXCEED 75 FEET OR AS DIRECTED BY FIRE MARSHALL.
6. ALL DECORATIVE MATERIAL TO MEET THE FLAME SPREAD REQUIREMENTS & THE GOVERNING CODE.

SYMBOL LEGEND

DIRECTION OF TRAVEL

EXIT — EXIT SIGN

EMERGENCY BATTERY PACK - CEILING MOUNTED

ADA — ACCESSIBLE TABLE SEATING, REFER TO DETAIL 5/ADA1.1

EMERGENCY LIGHT FIXTURES

APPLICABLE CODES

BUILDING:	2018 INTERNATIONAL BUILDING CODE
ELECTRICAL:	2017 NATIONAL ELECTRICAL CODE
FIRE:	2018 INTERNATIONAL FIRE CODE
PLUMBING:	2018 INTERNATIONAL PLUMBING CODE
MECHANICAL:	2018 INTERNATIONAL MECHANICAL CODE
ENERGY:	2018 ICC IECC
ACCESSIBILITY:	2009 ICC/ANSI A117.1-2009: ACCESSIBLE AND USABLE BUILDINGS AND FACILITIES

EXITING SEPARATION

SPRINKLERED SPACE:	YES
REQUIRED EXITS:	2 PER IBC SECTION 1006.3.2
ACTUAL EXITS:	4 = 1 KITCHEN EXIT
MINIMUM WIDTH OF UNIT EXIT DOORS:	435 OCC. * 0.20" = 87"
ACTUAL WIDTH OF UNIT EXIT DOORS:	164" + 40" KITCHEN EXIT = 204"
OVERALL DIAGONAL DISTANCE:	139'-9"
MINIMUM DISTANCE BETWEEN EXITS: (1/3 OF ACTUAL DIAGONAL DISTANCE) 1007.1.1.2	46'-7"
ACTUAL DISTANCE BETWEEN EXITS:	93'- 2 1/2"
MAXIMUM ALLOWABLE TRAVEL DISTANCE (TABLE 1017.2):	250'-0"
ACTUAL TRAVEL DISTANCE (MAX.)	150'-1"

BUILDING ANALYSIS

BUILDING USE/OCCUPANCY TYPE:	RESTAURANT/ASSEMBLY (A-2)
CONSTRUCTION TYPE:	VB - FULLY SPRINKLED
HEIGHT AND AREA LIMITATIONS:	
ALLOWABLE HEIGHT / STORIES / AREA (W/ PERMITTED SPRINKLED INCREASE & FRONTAGE INCREASE FROM TABLE 504.3,504.4, 506.2):	60'-0" / 2 STORIES / 24,000 SF
ACTUAL HEIGHT / STORIES:	23'-0" / 1 STORY
BUILDING AREA:	10,772 SF
PATIO AREA:	736 SF
SERVICE YARD AREA:	544 SF
EQUIPMENT PLATFORM:	267 SF

FIRE RESISTANCE RATINGS

ASSEMBLY RATINGS (TABLE 601,602)

TYPE:	VB
EXTERIOR BEARING WALLS:	0 HR
EXTERIOR NON BEARING WALLS:	0 HR
ROOF CONSTRUCTION & SECONDARY MEMBERS:	0 HR
FLOOR CONSTRUCTION & SECONDARY MEMBERS:	0 HR
BEAMS / JOISTS / COLUMNS:	0 HR
INTERIOR BEARING WALLS:	0 HR
INTERIOR NON BEARING WALLS:	0 HR

NOTES: COMPLY WITH ALL LOCAL ORDINANCES AND AMENDMENTS

FIRE EXTINGUISHER SCHEDULE

(VERIFY LOCATIONS & QUANTITIES WITH LOCAL FIRE DEPARTMENT)

SYMBOL	DESCRIPTION
FEC-1	FIRE EXTINGUISHERS 2A-10BC MULTIPURPOSE EXTINGUISHERS IN RECESSED CABINET FOR CLASS A HAZARDS IN ORDINARY (MODERATE) HAZARD OCCUPANCY, (1) EXTINGUISHER PROVIDES 1,500 S.F. OF PROTECTION IN DINING AREAS-DISTANCE TO EXTINGUISHER NOT TO EXCEED 75'-0". MOUNT TOP OF CABINET AT 3'-6" A.F.F., UNLESS NOTED OTHERWISE EMBASSY FIRE EXTINGUISHER (OR ARCHITECT APPROVED EQUAL) AMBASSADOR FLAT TRIM STAINLESS STEEL CABINET (1815 V) RECESSED IN WALL, TYP.
K	FIRE EXTINGUISHERS 1.8 GAL. CLASS K, SATURN 15 WET-CHEMICAL WITH WALL BRACKET. DISTANCE NOT TO EXCEED 30'-0"
FE-1	FIRE EXTINGUISHERS 2A-10BC COSMIC MULTI-PURPOSE DRY CHEMICAL EXTINGUISHERS WITH WALL BRACKET. DISTANCE NOT TO EXCEED 50'-0"
F	ANSUL FIRE PULL

NOTES:

1. CONTRACTOR TO CONFIRM FINAL QUANTITY AND LOCATIONS w/ LOCAL INSPECTORS HAVING JURISDICTION.
2. FIRE DEPARTMENT WILL CONFIRM THE FIRE EXTINGUISHER LOCATIONS ARE ADEQUATE IN THE FIELD.

OCCUPANCY LOAD CALCULATIONS

AREA	SQ. FT.	OCCUPANCY LOAD FACTOR	ALLOWABLE OCCUPANTS	ACTUAL ACCUPANTS
INTERIOR				
BAR (CHAIRS ONLY)	16 CHAIRS	1 PER SEAT	16	16
BAR (STANDING)	75 SF	5 NET	15	15
BAR DINING (FIXED SEATS)	52 LIN. FT.	2 LIN. FT.	26	24
BAR DINING (LOOSE SEATS)	469 SF	15 NET	31	24
DINING (FIXED SEATS)	142 LIN. FT.	2 LIN. FT.	71	56
DINING (LOOSE SEATING)	1462 SF	15 NET	97	80
PINOT NOIR ROOM	382 SF	15 NET	25	24
CHARDONNAY ROOM	396 SF	15 NET	26	24
RETAIL	774 SF	60 GROSS	13	13
TASTING BAR (STANDING)	127 SF	5 NET	25	25
WAITING(STANDING)	54 SF	5 NET	11	11
WAITING(FIXED SEATS)	29 LIN. FT.	2 LIN. FT.	15	3
BACK BARS	909 SF	200 GROSS	5	5
CHECK-OUT	96 SF	200 GROSS	1	1
DRY STORAGE	251 SF	300 GROSS	1	1
HOST	42 SF	200 GROSS	1	1
KITCHEN	2439 SF	200 GROSS	13	13
OFFICE	129 SF	150 GROSS	1	1
NETWORK/SPRINKLER	42 SF	300 GROSS	1	1
WRAPPING/STORAGE	371 SF	300 GROSS	2	2
EQUIPMENT PLATFORM	300 SF	300 GROSS	1	1
			399	341
EXTERIOR				
PATIO (LOOSE SEATS)	713 SF	15 NET	48	48
TOTAL ALLOWABLE OCCUPANCY			446	389

OCCUPANCY TYPE LEGEND

- DINING & BAR (LOOSE SEATING - 1 PERSON PER 15 NET SQ. FT.)
- KITCHEN (1 PERSON PER 200 GROSS SQ. FT.)
- PATIO (LOOSE SEATING - 1 PERSON PER 15 NET SQ. FT.)
- PRIVATE DINING (LOOSE SEATING - 1 PERSON PER 15 NET SQ. FT.)
- RETAIL (1 PERSON PER 60 GROSS SQ. FT.)
- STANDING (1 PERSON PER 5 NET SQ. FT.)
- STORAGE/MECHANICAL (1 PERSON PER 300 GROSS SQ. FT.)
- OFFICE (1 PERSON PER 150 GROSS SQ.FT.)

ACCESSIBILITY NOTES

1. AT LEAST 5% OF THE DINING SURFACES SHALL BE ACCESSIBLE AND DISTRIBUTED THROUGHOUT THE FACILITY PER SECTION 1108.2.9.1 OF THE 2018 INTERNATIONAL BUILDING CODE

RESTROOM REQUIREMENTS

PER 2018 INTERNATIONAL PLUMBING CODE

435 ALLOWABLE OCCUPANTS - 26 EMPLOYEES = 409 ALLOWABLE PUBLIC OCCUPANTS
409 ALLOWABLE PUBLIC OCCUPANTS x 50% = 205 MEN/WOMEN

FIXTURE TYPE	MEN	WOMEN	MEN	WOMEN	FAMILY
	OVERALL REQUIRED		PROVIDED		
WATER CLOSETS (1 PER 75)	3	3	2	3	1
LAVATORIES (1 PER 200)	2	2	2	3	1
URINALS	-	-	2	-	-

NOTES:

1. URINALS SHALL NOT BE SUBSTITUTED FOR MORE THAN 67% OF THE REQUIRED WATER CLOSETS. SEE SECTION 424.2.
2. SEPARATE TOILET ROOMS ARE PROVIDED FOR EMPLOYEES.
3. IN ASSEMBLY AND MERCANTILE OCCUPANCIES, AN ACCESSIBLE FAMILY OR ASSISTED-USE TOILET ROOM SHALL BE PROVIDED WHERE AN AGGREGATE OF 6 OR MORE MALE AND FEMALE WATER CLOSETS IS REQUIRED. 2018 INTERNATIONAL BUILDING CODE SECTION 1109.2.1
4. FIXTURES LOCATED WITHIN FAMILY OR ASSISTED-USE TOILET ROOMS SHALL BE INCLUDED IN DETERMINING THE NUMBER OF FIXTURES PROVIDED IN THE OCCUPANCY PER 2018 INTERNATIONAL BUILDING CODE 1109.2.1 AND INTERNATIONAL PLUMBING CODE, SECTION 403.1.2.

aria GROUP
830 North Blvd.
Oak Park, Illinois
60301
708-445-8400
ariainc.com
ARIA GROUP ARCHITECTS, INC.

COOPER'S HAWK WINERY & RESTAURANT
540 NW CHIPMAN ROAD, LEE'S SUMMIT, MO 64086

FIELD VERIFICATION
Contractor shall verify all figured dimensions and conditions at the job site and notify Aria Group Architects, Inc. of any dimensional errors, omissions or discrepancies before beginning or fabricating any work. Do not scale these drawings.

COPYRIGHT
Aria Group Architects, Inc. shall retain all common law, statutory and other reserved rights. These drawings and related documents shall not be duplicated, disclosed or otherwise without written consent of Aria Group Architects, Inc.

NO.	DATE	REMARKS
2	09/21/2021	PERMIT RESUBMITTAL
1	08/19/2021	ISSUED FOR PERMIT

REVISIONS

STATE OF MISSOURI
DANIEL PAUL BERNATKS
NUMBER A-2010026259
ARCHITECT
8/19/21
EXP 12/31/22

Drawing Title
OCCUPANCY AND EXITING PLAN

Job No.	Drawn
204530	EN

Scale	Date
As indicated	09/08/2021

Sheet No.
EM1.1

BIM 360://204530-COOPERS HAWK - LEE SUMMIT/204530_R21_A_COOPERS HAWK-LEE SUMMIT.rvt
9/21/2021 11:17:17 AM