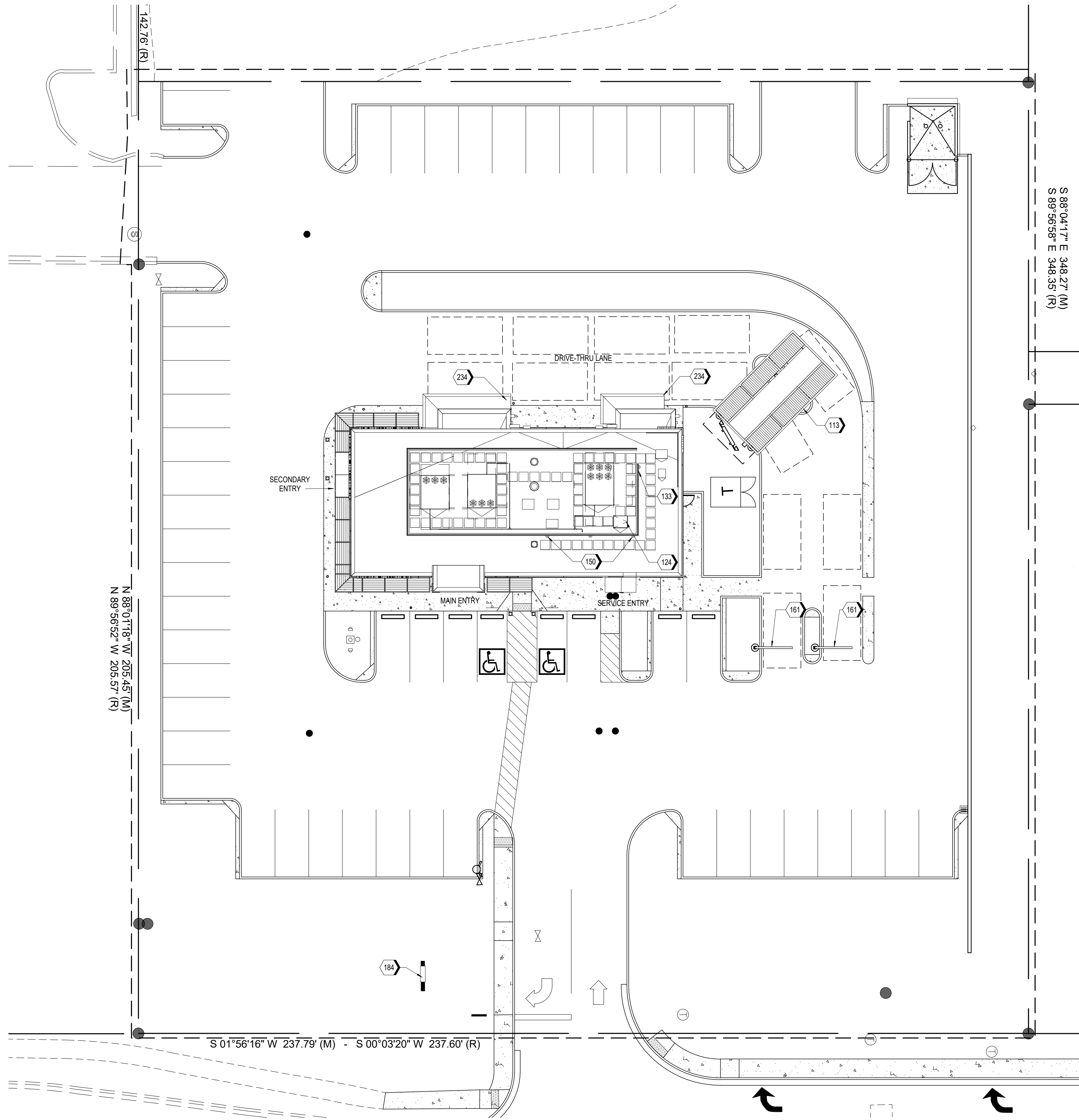


A1 SITE PLAN  
1/16" = 1'-0"



## KEYNOTES

### KEYNOTE LEGEND

113	DRIVE-THRU CANOPY AND MENU BOARD, SEE A6.7
124	ROOF HATCH WITH GUARD RAILS AND SAFETY POST
133	MP-03(WHEN APPLICABLE)
150	TIEBACK ANCHORS ATTACHED TO THE STRUCTURAL TUBE
161	HEADACHE BAR
184	MONUMENT SIGN, RE: D4/A6.6
234	PIPE BOLLARDS DRIVE-THRU TO BE PAINTED ORANGE

RELEASE FOR  
CONSTRUCTION  
AS NOTED ON PLANS REVIEW  
DEVELOPMENT SERVICES  
LEES SUMMIT, MISSOURI  
01/13/2021



**ms consultants, inc.**  
engineers, architects, planners  
2221 Schrock Road  
Columbus, Ohio 43229  
p 614.898.7100  
f 614.898.7570  
www.msconsultants.com

## WHATABURGER 20-M LEES SUMMIT

1460 NE DOUGLAS ST  
LEE'S SU MMIT, MO



NOTICE: THIS ARCHITECTURAL AND ENGINEERING  
DRAWING IS GIVEN IN CONFIDENCE AND SHALL BE USED  
ONLY PURSUANT TO THE AGREEMENT WITH THE  
ARCHITECT. NO OTHER USE, DISSEMINATION, OR  
DUPLICATION MAY BE MADE WITHOUT PRIOR WRITTEN  
CONSENT OF THE ARCHITECT. ALL COMMON LAW RIGHTS  
OF COPYRIGHT AND OTHERWISE ARE HEREBY  
SPECIFICALLY RESERVED.



01/15/19  
PROFESSIONAL OF RECORD:  
CHARLES MICHAEL BUSCH No. 2019022528  
EXP. DATE: 12/31/21

REV	DESCRIPTION	DATE

Project No.: 40497-01

Client Project No.:

Drawing Title:

SITE PLAN

Date: 12/21/20

Phase: BID/PERMIT

Designed: --

Drawing No.:

Drawn: RDM

Checked: CMB

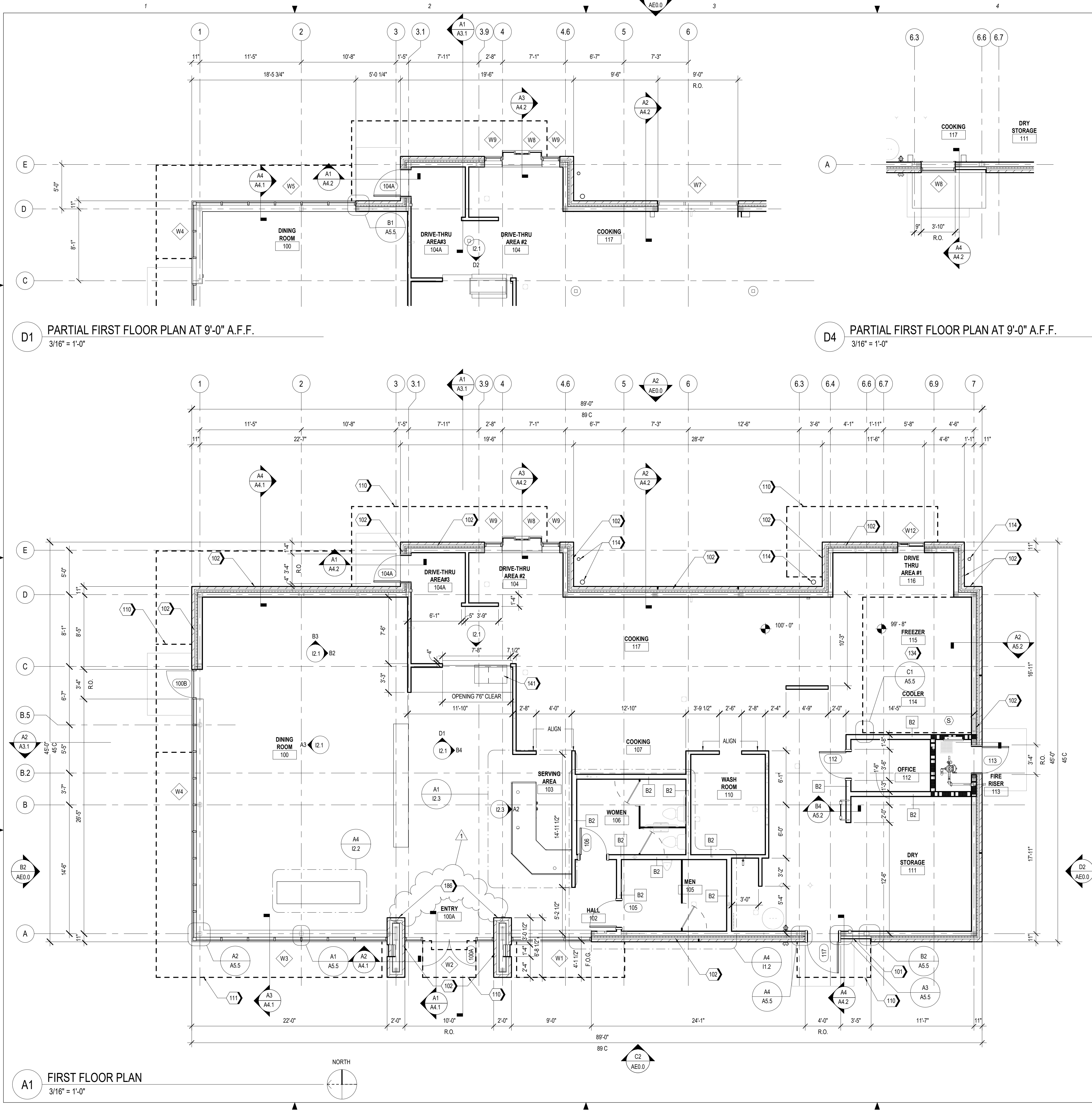
A0.1







C:\Backup\Revit\WB-Lees Summit-MO\_V16\_ARCH\_210113\_ejaquay.rvt  
1/27/2021 1:09:57 PM



## GENERAL NOTES

- DO NOT SCALE DRAWINGS.
- VERIFY FIELD DIMENSIONS AND INFORM ARCHITECT OF ANY DISCREPANCIES BEFORE BEGINNING CONSTRUCTION.
- NEW CONSTRUCTION SHOWN ALIGNED WITH EXISTING CONSTRUCTION SHALL BE FLUSH AND SMOOTH, UNLESS OTHERWISE NOTED.
- PROVIDE AND INSTALL NEW CONSTRUCTION TO MEET APPLICABLE CODE REGULATIONS.
- INSTALL PARTITIONS TO CONFORM TO MANUFACTURERS' INSTRUCTIONS, ANCHORED FIRMLY TO SLAB, AND TIGHTLY SECURED TO CEILING SUSPENSION SYSTEM OR DECK ABOVE.
- SET FINISH DOOR IN PARTITIONS MIN. 6" FROM ADJACENT, PERPENDICULAR PARTITION, UNLESS OTHERWISE NOTED.
- DIMENSIONS NOTED AS "HOLD" INDICATE REQUIRED UNOBSTRUCTED DISTANCE FROM FINISH FACE TO FINISH FACE. DEVIATION GREATER THAN 1/4" WILL RESULT IN REJECTION OF WORK.
- MAINTAIN SPECIFIED ACOUSTICAL RATINGS WHEREVER PARTITIONS PENETRATING FINISHED CEILING ARE PIERCED BY CABLE TRAY, CONDUIT, DUCTS, PIPES, OR STEEL.
- PROVIDE FIREPROOFING MATERIAL TO NEW CONSTRUCTION AS REQUIRED BY APPLICABLE CODES.
- DOOR NUMBERS TO MATCH ROOM NUMBERS INTO WHICH THEY SWING, UNLESS OTHERWISE NOTED.
- UNLESS OTHERWISE NOTED, DIMENSIONS ARE TO FINISH FACE OF PARTITION, CENTER LINE OF COLUMN OR CENTER LINE OF WINDOW MULLION.
- CONCEALED BLOCKING IN PARTITIONS TO BE PROVIDED. LOCATIONS TO INCLUDE, BUT ARE NOT LIMITED TO, OPENED AND CLOSED SHELVING, COAT RODS AND SHELVES, CABINETRY, COUNTERS, DOOR FRAMES AND HEADERS, AND SUPPORT OF TRIM. WOOD BLOCKING SHALL BE FIRE-RETARDANT IN ACCORDANCE WITH SECTION 603 OF THE IBC.
- GWB SOFFIT HEIGHT SHALL BE MEASURED FROM THE HIGH POINT OF THE FLOOR SLAB IN THE SOFFIT AREA. ALL SOFFITS IN SAME ROOM OR ALONG SAME PASSAGEWAY TO ALIGN.
- PROVIDE NEW APPROVED INTUMESCENT FIRESTOPPING SEALANT AND ASSEMBLIES AT ALL PENETRATIONS IN FIRE-RATED PARTITIONS, EXISTING AND NEW SHAFTWALL, FLOOR SLAB, AND EXTERIOR WALL. PENETRATIONS INCLUDE, BUT ARE NOT LIMITED TO, DUCTWORK, PIPEWAYS, CABLE TRAYS, AND CONDUIT RUNS. SEALANTS SHALL BE LISTED FOR THE APPLICATION. APPROVED MANUFACTURERS ARE CSD SEALING TECHNOLOGIES, HILTI Inc., 3M FIRE PROTECTION PRODUCTS, NELSON FIRESTOP PRODUCTS, RECTORSAL, AND SPECIFIED TECHNOLOGIES. NO SUBSTITUTIONS.
- WHERE SCHEDULED PARTITION TYPE IS TO BE FINISHED WITH CERAMIC OR PORCELAIN WALL TILE OR IS TO BE LOCATED IN A WET APPLICATION AREA, OMIT GWB AND PROVIDE CEMENT BOARD TYPE PRODUCT. WHERE SCHEDULED PARTITION TYPE IS LOCATED IN AN AREA OF HIGH HUMIDITY OR INCIDENTAL MOISTURE, PROVIDE MOISTURE-RESISTANT GYPSUM BOARD TYPE PRODUCT.
- OWNER APPROVAL SHALL BE RECEIVED BEFORE PROCEEDING WITH THE INSTALLATION OF FIXTURES, SWITCHES, AND OTHER SIMILAR ITEMS IN LOCATIONS OTHER THAN THOSE SHOWN ON THE DRAWINGS. PLAN AND PROVIDE WOOD STUD LOCATIONS TO PERMIT INSTALLATION OF RECESSED WALL ITEMS AND TO YIELD ALIGNED DEVICES THROUGHOUT.
- PARTITIONS TO BE "LEVEL 4" FINISH THROUGHOUT. PROVIDE "LEVEL 5" FINISH AT AREAS OF APPLIED VINYL GRAPHICS WHEN PRESENT AND WHERE CALLED OUT ON PLAN. ALL VINYL GRAPHICS ARE OWNER FURNISHED OWNER INSTALLED UNLESS NOTED OTHERWISE.
- UNDERCUT AT DOORS TO BE NO LESS THAN 1/4" AND NO GREATER THAN 1/2", UNLESS SPECIFICALLY NOTED OTHERWISE FOR HVAC CONSIDERATIONS.
- PROVIDE ADA-COMPLIANT IDENTIFICATION SIGNAGE WHERE REQUIRED BY CODE. TO INCLUDE, BUT NOT LIMITED TO, MEN'S TOILET ROOMS, WOMEN'S TOILET ROOMS, UNISEX TOILET ROOMS, MECHANICAL ROOMS, AND ELECTRICAL ROOMS. SIGNAGE TO INCORPORATE BRAILLE AND RAISED CHARACTERS AT SIGNS PLUS UNIVERSAL PICTOGRAMS AT TOILET ROOMS. COORDINATE CUSTOM BACKGROUND COLOR AND FONT STYLE WITH OWNER.
- PROVIDE CONTROL JOINTS IN GWB FACES, TAPED AND SPACKLED SMOOTH. FULLY FINISH TO MATCH ADJACENT SURFACE. FOR VERTICAL PARTITION SURFACES, PROVIDE CONTROL JOINTS EQUALLY SPACED NOT MORE THAN 30 FEET ON CENTER. FOR HORIZONTAL CEILING SURFACES, PROVIDE CONTROL JOINTS EQUALLY SPACED NOT MORE THAN 50 FEET ON CENTER. FOR SURFACES, WHERE NEW CONSTRUCTION CROSSES OR INTERSECT WITH BASE BUILDING CONSTRUCTION CONTROL JOINTS IN FLOOR SLABS OR VERTICAL CONSTRUCTION, PROVIDE NEW CONTROL JOINTS TO ALIGN WITH EXISTING.
- ALL PARTITIONS TO BE TYPE A1 UNLESS OTHERWISE NOTED.
- R.O. ROUGH OPENING
- FOR WINDOW TYPE REFER TO SHEET A0.3
- UNLESS OTHERWISE NOTED, INTERIOR WALLS ARE WALL TYPE A1. REFER TO A5.4 FOR PARTITION TYPES.

## KEYNOTE LEGEND

101	WT-01, SEE A5.3
102	WT-02, SEE A5.3
110	CANOPY ABOVE
111	SUN SHADE CANOPY, SEE A6.8
114	PREFINISHED BRAKE FORMED CONDUCTOR HEAD AND DOWNSPOUT COLOR TO MATCH MP-01
134	KITCHEN EQUIPMENT PROVIDED BY WHATABURGER. NOT IN FF&E SCOPE.
141	SLAB RECESSED 4" FOR FLOOR SINK BENEATH BEVERAGE DISPENSER. COORDINATE SINK DIMENSIONS WITH EQUIPMENT VENDOR. FLOOR SINK RECESS TO BE CENTERED BENEATH THE EQUIPMENT AND LIE WITHIN THE LEGS OF OF EQUIPMENT. RE: STRUCTURAL ELEVATION XXXXX AND DETAIL XXXXX
186	OCCUPANT LOAD SIGNAGE. VERIFY EXACT PLACEMENT IN FIELD.

RELEASE FOR  
CONSTRUCTION  
AS NOTED ON PLANS REVIEW  
DEVELOPMENT SERVICES  
LEES SUMMIT, MISSOURI  
1/13/2021



**ms consultants, inc.**  
engineers, architects, planners  
2221 Schrock Road  
Columbus, Ohio 43229  
p 614.898.7100  
f 614.898.7570  
www.msconsultants.com

**WHATABURGER 20-M  
LEES SUMMIT**

1460 NE DOUGLAS ST  
LEES SUMMIT, MO



NOTICE: THIS ARCHITECTURAL AND ENGINEERING  
DRAWING IS GIVEN IN CONFIDENCE AND SHALL BE USED  
ONLY PURSUANT TO THE AGREEMENT WITH THE  
ARCHITECT. NO OTHER USE, DISSEMINATION, OR  
DUPLICATION MAY BE MADE WITHOUT PRIOR WRITTEN  
CONSENT OF THE ARCHITECT. ALL COMMON LAW RIGHTS  
OF COPYRIGHT AND OTHERWISE ARE HEREBY  
SPECIFICALLY RESERVED.



01/17/19  
PROFESSIONAL OF RECORD:  
CHARLES MICHAEL BUSCH No. 2019022528  
EXP. DATE: 12/31/21

REV	DESCRIPTION	DATE
1	REV-1 Plan Review	1/27/21

Project No.: 40497-01  
Client Project No.:

Drawing Title:

**FLOOR PLAN**

Date: 12/21/20 Phase: BID/PERMIT

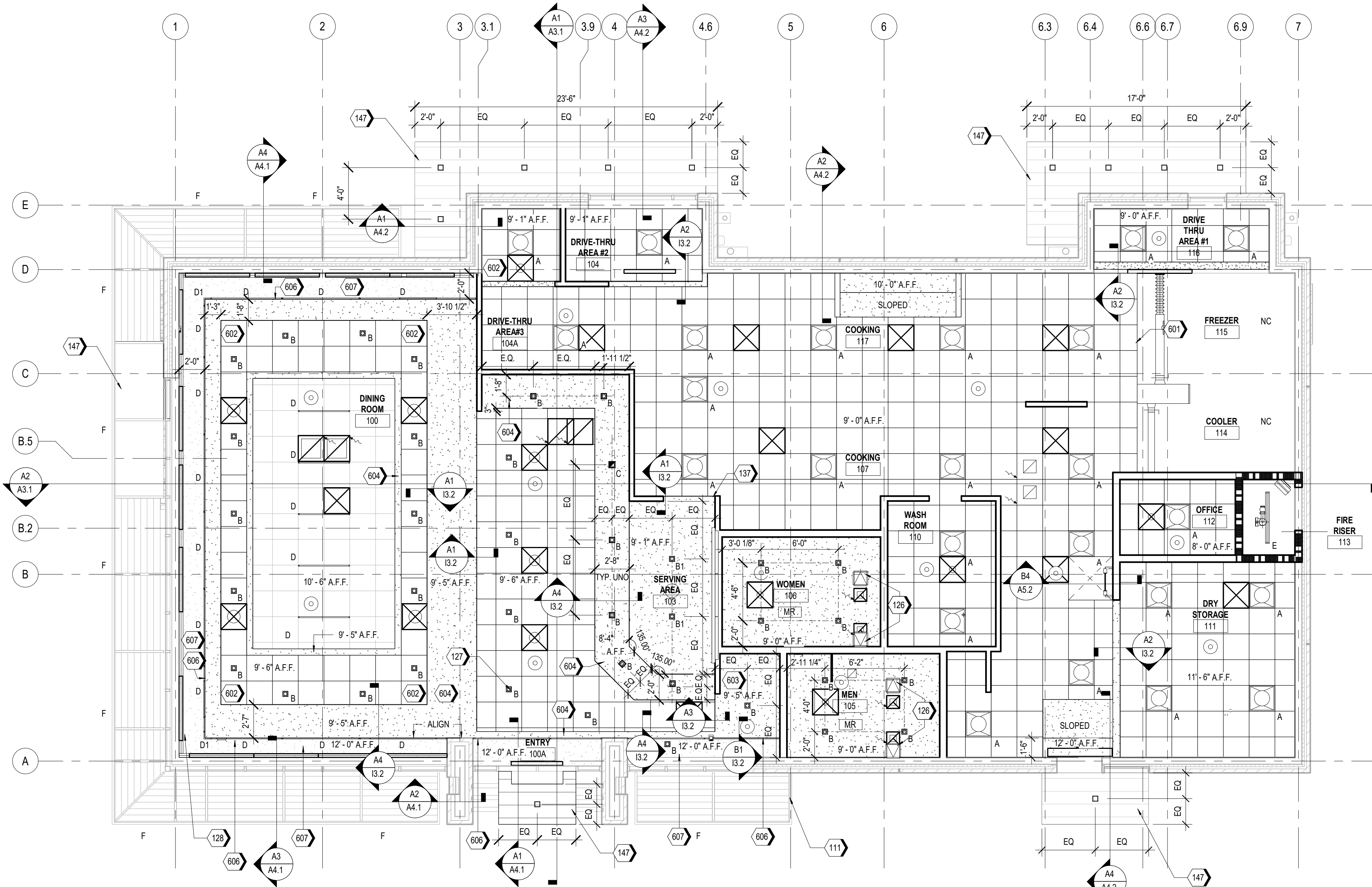
Designed: -- Drawn: RDM Checked: CMB

**A1.1**



# A1 REFLECTED CEILING PLAN

3/16" = 1'-0"



## GENERAL NOTES

- VERIFY EXTENT AND TYPE OF EXIT AND EMERGENCY LIGHTING REQUIREMENTS AS REQUIRED BY APPLICABLE CODES.
- CEILINGS IN AREAS UNDER CONTRACT TO BE INSTALLED IN STRICT ACCORDANCE WITH MANUFACTURERS' SPECIFICATIONS, LOCAL BUILDING CODES AND OTHER APPLICABLE CODES. PROVIDE LATERAL BRACING AS REQUIRED.
- VERIFY CEILING HEIGHTS AND CEILING PLENUM CLEARANCES TO ASSURE FINISHED CEILING HEIGHTS CALLED OUT ON CONTRACT DOCUMENTS. DISCREPANCIES SHALL BE BROUGHT TO ARCHITECTS' ATTENTION IMMEDIATELY, PRIOR TO COMMENCEMENT OF WORK.
- CONFLICTS OR DISCREPANCIES AMONG FIXTURES, FIRE AND SMOKE DETECTION DEVICES, HVAC OR OTHER CONDITIONS SHALL BE BROUGHT TO THE ATTENTION OF ARCHITECT FOR CLARIFICATION.
- EMERGENCY LIGHTING SHALL BE WIRED TO THE BUILDING EMERGENCY WIRING SYSTEM AND KEPT INDEPENDENT OF OTHER WIRING SYSTEMS.
- ILLUMINATED EXIT LIGHTING FIXTURES SHALL BE WIRED TO THE BUILDING'S EMERGENCY WIRING SYSTEM AND KEPT INDEPENDENT OF OTHER WIRING SYSTEMS. EXIT SIGN LIGHT FIXTURES SHALL BE LED EDGE LIT CLEAR ACRYLIC PANELS WITH RECESSED CONCEALED HOUSINGS. WHEN EXIT SIGNS ARE ONE SIDED ONLY, PROVIDE REFLECTIVE MYLAR FILM TO ELIMINATE "REVERSE READING."
- FIRE AND SMOKE DETECTION DEVICES AND STROBE LIGHT LOCATIONS TO BE COORDINATED BY CONTRACTORS AND SUBMITTED TO CONSTRUCTION MANAGER FOR FINAL ALIGNMENT APPROVAL. WALL MOUNTED AND/OR CEILING MOUNTED FIRE STROBE DEVICES TO BE WHITE, UNLESS OTHERWISE NOTED.
- UNLESS OTHERWISE NOTED, THERMOSTATS SHALL BE MOUNTED ADJACENT TO LIGHT SWITCHES AT 42" OC AFF. COORDINATE INSTALLATION WITH MECHANICAL SYSTEMS PROVIDER.
- SWITCH AND FACE PLATE COLORS TO BE "PURE WHITE". UNLESS NOTED OTHERWISE, SUBMIT SAMPLE DEVICES TO CONSTRUCTION MANAGER FOR FINAL COLOR SELECTION.
- NO ACCESS PANELS TO OCCUR AT ANY GWB CEILINGS UNLESS SPECIFICALLY CALLED OUT ON REFLECTED CEILING PLAN.
- DIMENSIONS ARE TO CENTERLINE OF FIXTURE, UNLESS OTHERWISE NOTED.
- MOUNT LIGHT SWITCHES AT 42" ABOVE FINISH FLOOR TO CENTER LINE OF SWITCH. LOCATE 6" FROM HANDSET SIDE OF DOOR FRAME.
- CEILING GRIDS TO BE CENTERED IN SPACES WITH EQUAL TILES AT OPPOSITE SIDES AS SHOWN UNLESS OTHERWISE NOTED.
- CEILING FIXTURES TO BE CENTERED ON LAY-IN PANELS IN SUSPENDED CEILING AREAS AS SHOWN, UNLESS OTHERWISE NOTED.
- PROVIDE ADDITIONAL BLOCKING AND/OR ANCHORING ABOVE CEILINGS FOR SUPPORT OF LIGHT FIXTURES AND CEILING SUPPORTED EQUIPMENT.
- SUBMIT LIGHTING FIXTURE CUT SHEETS TO CONSTRUCTION MANAGER FOR APPROVAL PRIOR TO PURCHASING.
- SUPPLY AND RETURN GRILLES AND DIFFUSERS AT GWB CEILINGS TO BE LINEAR DIFFUSERS TO ALIGN WITH ADJACENT LIGHT FIXTURES OR CEILING FEATURES. PROVIDE DUMMY GRILLES AS REQUIRED TO YIELD CONTINUOUS APPEARANCE. FINISH INSIDE OF ACTIVE AND DUMMY GRILLES AND ANY DUCTWORK OR FRAMING IN VIEW FROM BELOW MATTE BLACK. FINAL LOCATIONS AND LENGTHS TO BE REVIEWED WITH CONSTRUCTION MANAGER PRIOR TO FRAMING.

## KEYNOTE LEGEND

111	SUN SHADE CANOPY. SEE A6.8
126	ACCESS PANEL
127	INSTALL LIGHT FIXTURE ON CENTER OF ACOUSTIC CEILING PANEL, TYP.
128	CONTROL JOINT IN GYPSUM CEILING, TYP.
137	INDICATES DRYWALL HEADER
147	METAL SOFFIT, MS-01
601	TILE CEILING ENDS AT FREEZER & COOLER. TILE TO BE FLUSH WITH FREEZER & COOLER. FINAL PLACEMENT TO BE VERIFIED IN FIELD AFTER THE INSTALLATION OF FREEZER AND COOLER EQUIPMENT.
602	ONE FULL TILE
603	FACE OF GYP TO BE PAINTED PT-2
604	ALL EXPOSED FACES OF SOFFIT TO BE PAINTED PT-2
606	VERTICAL FACE OF BULKHEAD TO BE PAINTED PT-4
607	FACE OF GYP TO BE PAINTED PT-4

## REFLECTED CEILING PLAN LEGEND

	2' X 2' SUSPENDED ACOUSTIC CEILING TILE
	GYPSUM BOARD CEILING
	MR - MOISTURE RESISTANT GYPSUM BOARD CEILING
	METAL SOFFIT
	SUPPLY AIR DIFFUSER
	LINEAR SUPPLY AIR DIFFUSER
	EXHAUST AIR GRILL
	CEILING MOUNT SPEAKER/STROBE
NC	NO CEILING

## LIGHT FIXTURE SCHEDULE

A		2'X2' LED RECESSED TROFFER LITHONIA 2GTL 2 20L GZ10 LP840
A2		2'X2' LED RECESSED TROFFER LITHONIA 2GTL 2 48L GZ10 LP840
B		4' SQUARE DOWNLIGHT LITHONIA LDN4SQ 40/10 LS4AR LSS MVOLT GZ10
C1		4' ADJUSTABLE OPEN REFLECTOR WALL WASHER GOTHAM ICO SQADJ 40/20 4AR LSS 40D [VOLTAGE] GZ10
C2		4' ADJUSTABLE OPEN REFLECTOR WALL WASHER LITHONIA LDN4SQ 40/10 LSW4AR LSS MVOLT GZ10
D		LINEAR RECESSED STRIP LIGHT MARK SL4L LOP 4FT FLP [TRIM] 80CRI 40K 600LMF MIN1 [VOLTAGE] ZT
D1		LINEAR RECESSED STRIP LIGHT 90 DEGREE CORNER MARK SL4L LOP [LENGTH] FLP [TRIM] 80CRI 40K 600LMF MIN1 [VOLTAGE] ZT (90DEG CORNERS)
E		BACK OF HOUSE LED SHOPLIGHT 1290L NST 4' LED SHOP LIGHT - SUSPEND FROM STRUCTUE ABOVE BY CHAINS
F		LED FLEXIBLE LINEAR LIGHT STRIP FOR CONTINUOUS CONSISTANT COLOR. BASIS OF DESIGN: DURATAPE 120V IP65 ALL ENVIRONMENT

## WHATABURGER 20-M LEES SUMMIT

1460 NE DOUGLAS ST  
LEES SUMMIT, MO



NOTICE: THIS ARCHITECTURAL AND ENGINEERING DRAWING IS GIVEN IN CONFIDENCE AND SHALL BE USED ONLY PURSUANT TO THE AGREEMENT WITH THE ARCHITECT. NO OTHER USE, DISSEMINATION, OR DUPLICATION MAY BE MADE WITHOUT PRIOR WRITTEN CONSENT OF THE ARCHITECT. ALL COMMON LAW RIGHTS OF COPYRIGHT AND OTHERWISE ARE HEREBY SPECIFICALLY RESERVED.



04/22/19  
PROFESSIONAL OF RECORD:  
CHARLES MICHAEL BUSCH No. 201902258  
EXP. DATE: 12/31/21

REV	DESCRIPTION	DATE

Project No.: 40497-01

Client Project No.:

Drawing Title:

## REFLECTED CEILING PLAN

Date: 12/21/20 Phase: BID/PERMIT

Designed: --

Drawn: RDM

Checked: CMB

Drawing No.:

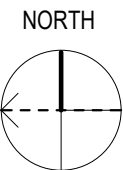
A1.3



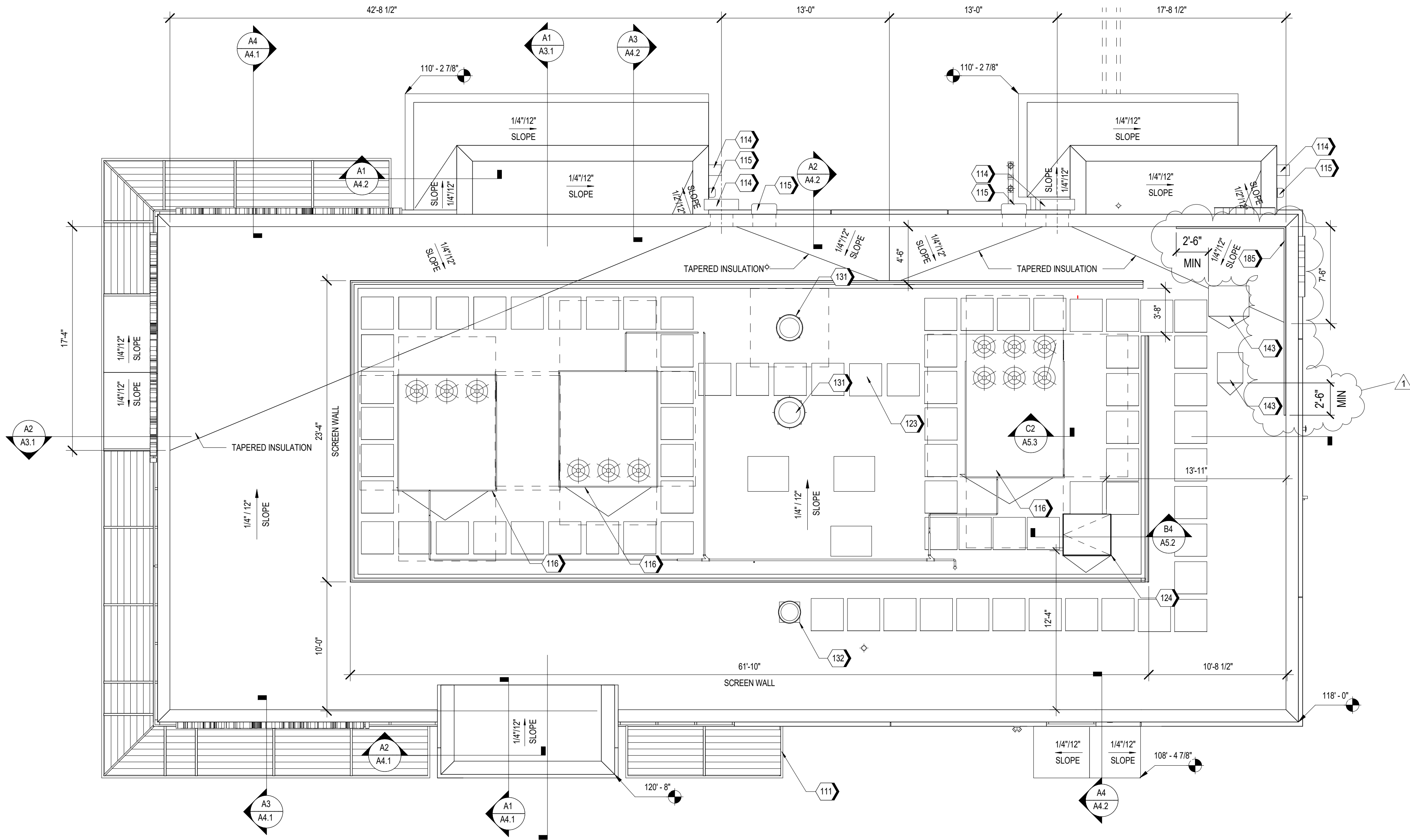
C:\Backup\Revit\WB-Lees Summit-MO\_V18\_ARCH\_210113\_ejaquay.rvt

1/27/2021 1:10:15 PM

A1  
ROOF PLAN  
3/16" = 1'-0"



B1  
PARTIAL ROOF PLAN AT 13'-0" A.F.F.  
3/16" = 1'-0"



## KEYNOTES

### KEYNOTE LEGEND

111	SUN SHADE CANOPY, SEE A6.8
114	PREFINISHED BRAKE FORMED CONDUCTOR HEAD AND DOWNSPOUT COLOR TO MATCH MP-01
115	OVERFLOW SCUPPER
116	RTU, RE: MECHANICAL
123	WALK PAD, TYP.
124	ROOF HATCH WITH GUARD RAILS AND SAFETY POST
131	KITCHEN EXHAUST FAN, RE: MECHANICAL
132	EXHAUST FAN, RE: MECHANICAL
143	COOLER/FREEZER CONDENSERS RE: COOLER/FREEZER VENDOR
185	42" TALL FACE MOUNT GUARDRAIL BY SAFETY RAIL COMPANY, OR EQUAL, INSTALLED PER MANUFACTURER INSTRUCTIONS, PAINTED TO MATCH EQUIPMENT SCREEN.

RELEASE FOR  
CONSTRUCTION  
AS NOTED ON PLANS REVIEW  
DEVELOPMENT SERVICES  
LEES SUMMIT, MISSOURI  
01/13/2021

**ms**

**ms consultants, inc.**  
engineers, architects, planners  
2221 Schrock Road  
Columbus, Ohio 43229  
p 614.898.7100  
f 614.898.7570  
www.msconsultants.com

## WHATABURGER 20-M LEES SUMMIT

1460 NE DOUGLAS ST  
LEES SUMMIT, MO



NOTICE: THIS ARCHITECTURAL AND ENGINEERING  
DRAWING IS GIVEN IN CONFIDENCE AND SHALL BE USED  
ONLY PURSUANT TO THE AGREEMENT WITH THE  
ARCHITECT. NO OTHER USE, DISSEMINATION, OR  
DUPLICATION MAY BE MADE WITHOUT PRIOR WRITTEN  
CONSENT OF THE ARCHITECT. ALL COMMON LAW RIGHTS  
OF COPYRIGHT AND OTHERWISE ARE HEREBY  
SPECIFICALLY RESERVED.



01/17/19  
PROFESSIONAL OF RECORD:  
CHARLES MICHAEL BUSCH No. 2019022528  
EXP. DATE: 12/31/21

REV	DESCRIPTION	DATE
1	REV-1 Plan Review	1/27/21

Project No.: 40497-01

Client Project No.:

Drawing Title:

ROOF PLAN

Date: 12/21/20 Phase: BID/PERMIT

Designed: --

Drawn: RDM

Checked: CMB

Drawing No.:

A1.4

1460 NE DOUGLAS ST  
LEE'S SUMMIT, MO



NOTICE: THIS ARCHITECTURAL AND ENGINEERING  
DRAWING IS GIVEN IN CONFIDENCE AND SHALL BE USED  
ONLY PURSUANT TO THE AGREEMENT WITH THE  
ARCHITECT. NO OTHER USE, DISSEMINATION, OR  
DUPLICATION MAY BE MADE WITHOUT PRIOR WRITTEN  
CONSENT OF THE ARCHITECT. ALL COMMON LAW RIGHTS  
OF COPYRIGHT AND OTHERWISE ARE HEREBY  
SPECIFICALLY RESERVED.



04/22/19  
PROFESSIONAL OF RECORD:  
CHARLES MICHAEL BUSCH No. 2019022528  
EXP. DATE: 12/31/21

REV	DESCRIPTION	DATE
1	REV-1 Plan Review	1/27/21

Project No.: 40497-01

Client Project No.:

Drawing Title

## EXTERIOR ELEVATIONS

Date: 12/21/20 Phase: BID/PERMIT

Designed: --

Drawn : RDM

Checked: CMB

Drawing No.:

AO

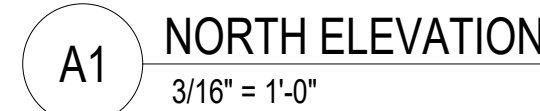
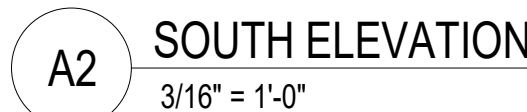
A2.

## KEYNOTE LEGEND

203	MP-01
204	MP-02
205	BR-01
206	BR-02
208	MC-01
209	SS-01
210	DRIVE-THRU CANOPY, PAINT PT-5
211	ENTRY PORTAL CANOPY, PAINT PT-5
214	SUN SHADE CANOPY, SEE A.6.8
215	ILLUMINATED SIGNAGE BY OTHERS; VERIFY ANCHORAGE AND ELECTRICAL REQUIREMENTS
218	CONDUCTOR HEAD AND DOWNSPOUT, PAINT PT-5
219	OVERFLOW SCUPPER
222	42" TALL FACE MOUNT GUARDRAIL BY SAFETY RAIL COMPANY, OR EQUAL, INSTALLED PER MANUFACTURER INSTRUCTIONS. PAINTED TO MATCH EQUIPMENT SCREEN.
229	MP-03(WHEN APPLICABLE)
230	LED FLEXIBLE LINEAR LIGHT STRIP FOR CONTINUOUS CONSISTANT COLOR, BASIS OF DESIGN: DURATAPE 120V IP65 ALL ENVIRONMENT
231	3/4" CONTROL JOINT
233	EXTERIOR LIGHT FIXTURE, RE: ELECTRICAL
237	PROVIDE 4" HIGH ADDRESS LETTERS WITH 5" STROKE WIDTH

GL-01	VISION GLASS BASIS OF DESIGN: VIRACON VUE1-30 SHADING COEFFICIENT (SC): .20 EXTERIOR REFLECTION: 19% SOLAR HEAT GAIN COEFFICIENT (SHGC): .18
GL-02	GRADIENT FRITTED GLASS BASIS OF DESIGN: VIRACON 1/2" SPACER-BLACK 1/4" CLEAR HS SCREEN #2387 #3
GL-03	OPAQUE FRITTED GLASS BASIS OF DESIGN: VIRACON V948
SS-01	STOREFRONT SYSTEM BASIS OF DESIGN: OLDCASTLE STYLE: FG-3000 FINISH: PPG DURANAR XL UC51131XL SILVER

MP-01	METAL PANEL MANUFACTURER: KINGSPAN STYLE: MATRIX MX 1.0 ALUMINUM 0.05" COLOR: CHAMPAGNE GOLD
MP-02	REFINISHED METAL FLASHING 0.05" THICK COLOR: CHAMPAGNE GOLD TO MATCH MP-01
MP-03	PERFORATED METAL PANEL MANUFACTURER: KINGSPAN STYLE: MATRIX MX 1.0 ALUMINUM 0.05" COLOR: CHAMPAGNE GOLD
BR-01	BRICK MANUFACTURER: ACME STYLE: UTILITY SIZE: 4 X 4 X 12 COLOR: LIGHT BROWN
BR-02	BRICK MANUFACTURER: ACME STYLE: ECONOMY SIZE: 4 X 4 X 8 COLOR: LIMESTONE
MC-01	METAL COPING MANUFACTURER: OMG STYLE: SHADOWLINE COPING COLOR: CHAMPAGNE TO MATCH MP-01
PT-5	PAINT BASIS OF DESIGN: MANUFACTURER: SHERWIN WILLIAMS STYLE: SW 6277 SPECIAL GRA SHEEN: FLAT
MS-01	METAL SOFFIT MANUFACTURER: BERRIDGE STYLE: HS-8 FINISH: PAINT PT-5





1460 NE DOUGLAS ST  
LEE'S SUMMIT, MO



NOTICE: THIS ARCHITECTURAL AND ENGINEERING  
DRAWING IS GIVEN IN CONFIDENCE AND SHALL BE USED  
ONLY PURSUANT TO THE AGREEMENT WITH THE  
ARCHITECT. NO OTHER USE, DISSEMINATION, OR  
DUPLICATION MAY BE MADE WITHOUT PRIOR WRITTEN  
CONSENT OF THE ARCHITECT. ALL COMMON LAW RIGHTS  
OF COPYRIGHT AND OTHERWISE ARE HEREBY  
SPECIFICALLY RESERVED.



11/06/19  
PROFESSIONAL OF RECORD:  
CHARLES MICHAEL BUSCH No. 2019022528  
EXP. DATE: 12/31/21

Project No.: 40497-01

Client Project No.:

Drawing Title

## EXTERIOR ELEVATIONS

Date: 12/21/20 Phase: BID/PERMIT

Designed: --

Drawn : RDM

Checked: CMB

Drawing No. \_\_\_\_\_

ADD

A2.4

## A2.2

## KEYNOTE LEGEND

1

**CODE TO EXTERIOR MATERIALS**

GL-01	VISION GLASS BASIS OF DESIGN: VIRACON VUE1-30 SHADING COEFFICIENT (SC): .20 EXTERIOR REFLECTION: 19% SOLAR HEAT GAIN COEFFICIENT (SHGC): .18
GL-02	GRADIENT FRITTED GLASS BASIS OF DESIGN: VIRACON 1/2" SPACER-BLACK 1/4" CLEAR HS SCREEN #2387 #3
GL-03	OPAQUE FRITTED GLASS BASIS OF DESIGN: VIRACON V948
SS-01	STOREFRONT SYSTEM BASIS OF DESIGN: OLDCASTLE STYLE: FG-3000 FINISH: PPG DURANAR XL UCS1131XL SILVER
MP-01	METAL PANEL MANUFACTURER: KINGSPAN STYLE: MATRIX MX 1.0 ALUMINUM 0.05" COLOR: CHAMPAGNE GOLD
MP-02	PREFINISHED METAL FLASHING 0.050" THICK COLOR: CHAMPAGNE GOLD TO MATCH MP-01
MP-03	PERFORATED METAL PANEL MANUFACTURER: KINGSPAN STYLE: MATRIX MX 1.0 ALUMINUM 0.05" COLOR: CHAMPAGNE GOLD
BR-01	BRICK MANUFACTURER: ACME STYLE: UTILITY SIZE: 4 X 4 X 12 COLOR: LIGHT BROWN
BR-02	BRICK MANUFACTURER: ACME STYLE: ECONOMY SIZE: 4 X 4 X 8 COLOR: LIMESTONE
MC-01	METAL COPING MANUFACTURER: OMG STYLE: SHADOWLINE COPING COLOR: CHAMPAGNE TO MATCH MP-01
PT-5	PAINT BASIS OF DESIGN: MANUFACTURER: SHERWIN WILLIAMS STYLE: SW 6277 SPECIAL GRAY SHEEN: FLAT
MS-01	METAL SOFFIT MANUFACTURER: BERRIDGE STYLE: HS-9 FINISH: PAINT PT-5



A2 WEST ELEVATION  
3/16" = 1'-0"

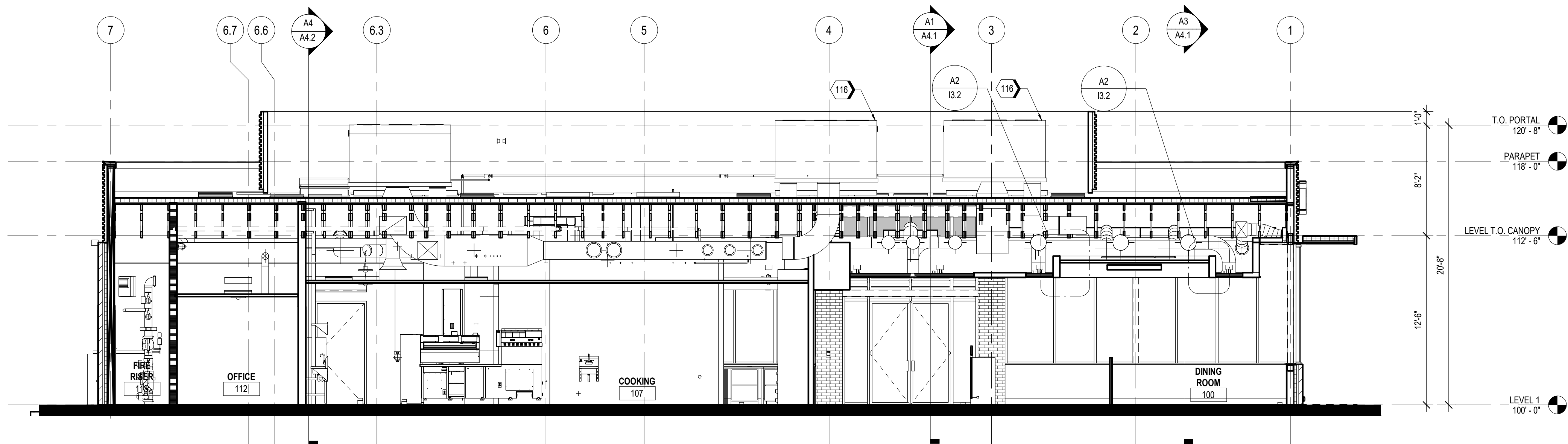


A1 EAST ELEVATION  
3/16" = 1'-0"

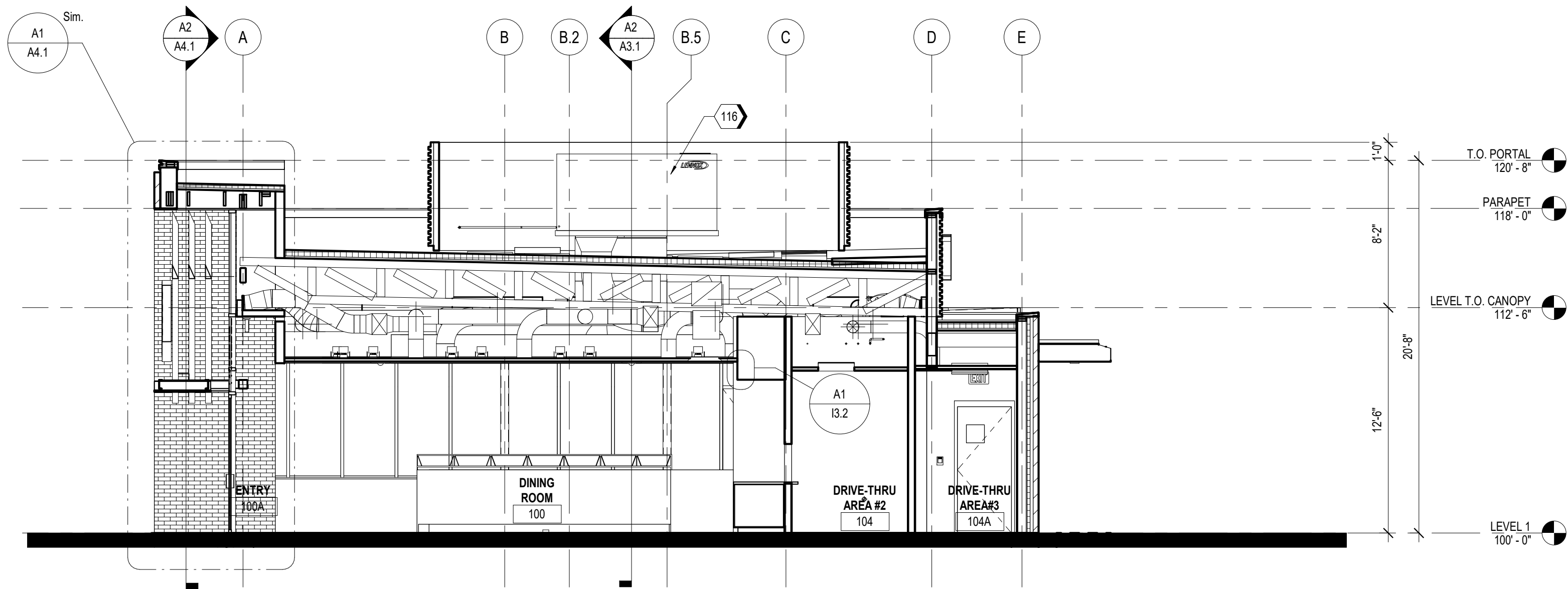


C:\Backup\Revit\WB-Lees Summit-MO\_V18\_ARCH\_210113\_ejaquay.rvt

1/27/2021 1:11:07 PM



A2 LONGITUDINAL SECTION  
3/16" = 1'-0"



A1 TRANSVERSE SECTION  
3/16" = 1'-0"

## KEYNOTES

### KEYNOTE LEGEND

116 RTU, RE: MECHANICAL

RELEASE FOR  
CONSTRUCTION  
AS NOTED ON PLANS REVIEW  
DEVELOPMENT SERVICES  
LEES SUMMIT, MISSOURI  
12/13/2021



**ms consultants, inc.**  
engineers, architects, planners  
2221 Schrock Road  
Columbus, Ohio 43229  
p 614.898.7100  
f 614.898.7570  
www.msconsultants.com

## WHATABURGER 20-M LEES SUMMIT

1460 NE DOUGLAS ST  
LEES SUMMIT, MO



NOTICE: THIS ARCHITECTURAL AND ENGINEERING  
DRAWING IS GIVEN IN CONFIDENCE AND SHALL BE USED  
ONLY PURSUANT TO THE AGREEMENT WITH THE  
ARCHITECT. NO OTHER USE, DISSEMINATION, OR  
DUPLICATION MAY BE MADE WITHOUT PRIOR WRITTEN  
CONSENT OF THE ARCHITECT. ALL COMMON LAW RIGHTS  
OF COPYRIGHT AND OTHERWISE ARE HEREBY  
SPECIFICALLY RESERVED.



02/04/19  
PROFESSIONAL OF RECORD:  
CHARLES MICHAEL BUSCH No. 2019022528  
EXP. DATE: 12/31/21

REV	DESCRIPTION	DATE

Project No.: 40497-01

Client Project No.:

Drawing Title:

BUILDING SECTIONS

Date: 12/21/20 Phase: BID/PERMIT

Designed: --

Drawn: RDM

Checked: CMB

Drawing No.:

A3.1



**ms consultants, inc.**  
engineers, architects, planners  
2221 Schrock Road  
Columbus, Ohio 43229  
p 614.898.7100  
f 614.898.7570  
[www.msconsultants.com](http://www.msconsultants.com)

# WHATABURGER 20-M LEES SUMMIT

11460 NE DOUGLAS ST  
LEE'S SUMMIT, MO



NOTICE: THIS ARCHITECTURAL AND ENGINEERING  
DRAWING IS GIVEN IN CONFIDENCE AND SHALL BE USED  
ONLY PURSUANT TO THE AGREEMENT WITH THE  
ARCHITECT. NO OTHER USE, DISSEMINATION, OR  
DUPLICATION MAY BE MADE WITHOUT PRIOR WRITTEN  
CONSENT OF THE ARCHITECT. ALL COMMON LAW RIGHTS  
OF COPYRIGHT AND OTHERWISE ARE HEREBY  
SPECIFICALLY RESERVED.



01/23/19  
PROFESSIONAL OF RECORD:  
CHARLES MICHAEL BUSCH No. 2019022528  
EXP. DATE: 12/31/21

REV	DESCRIPTION	DATE

Project No.: 40497.01

Client Project No.:

Drawing Title

WALL SECTIONS

Date: 12/21/20

Phase: BID/PERMIT

Designed: -

Drawing No.:

Drawn : F

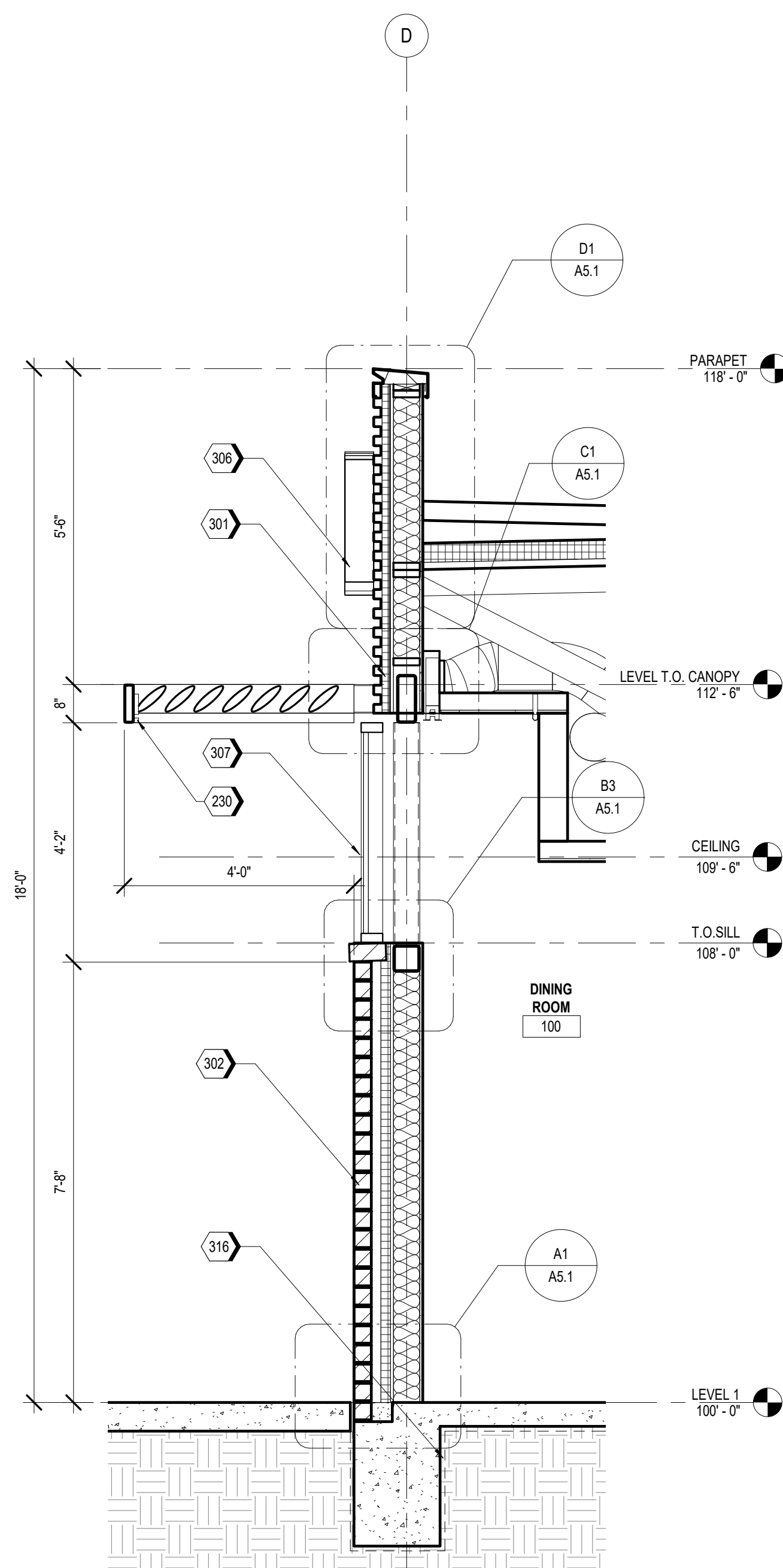
A 4 4

A4.1

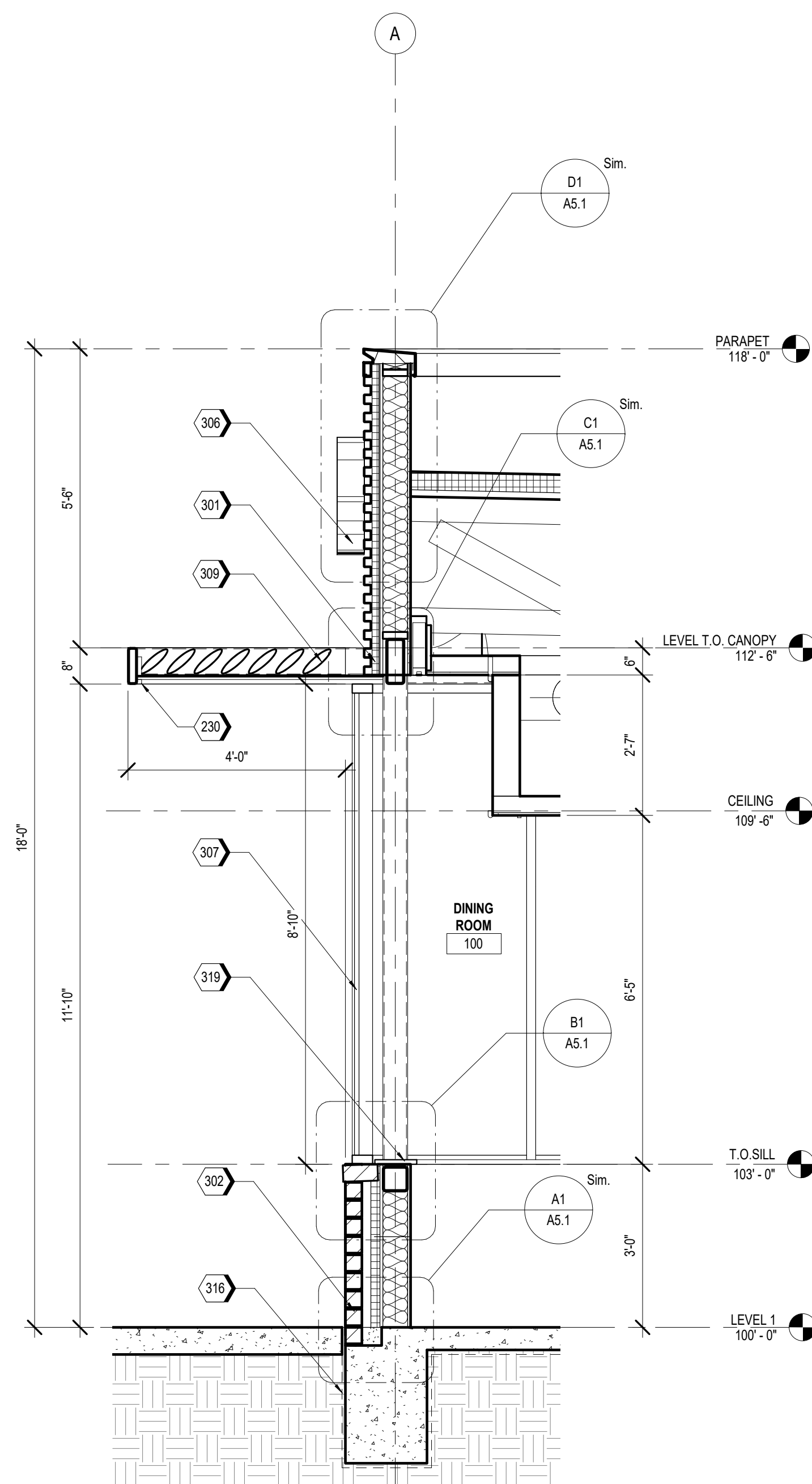
## KEYNOTES

## KEYNOTE LEGEND

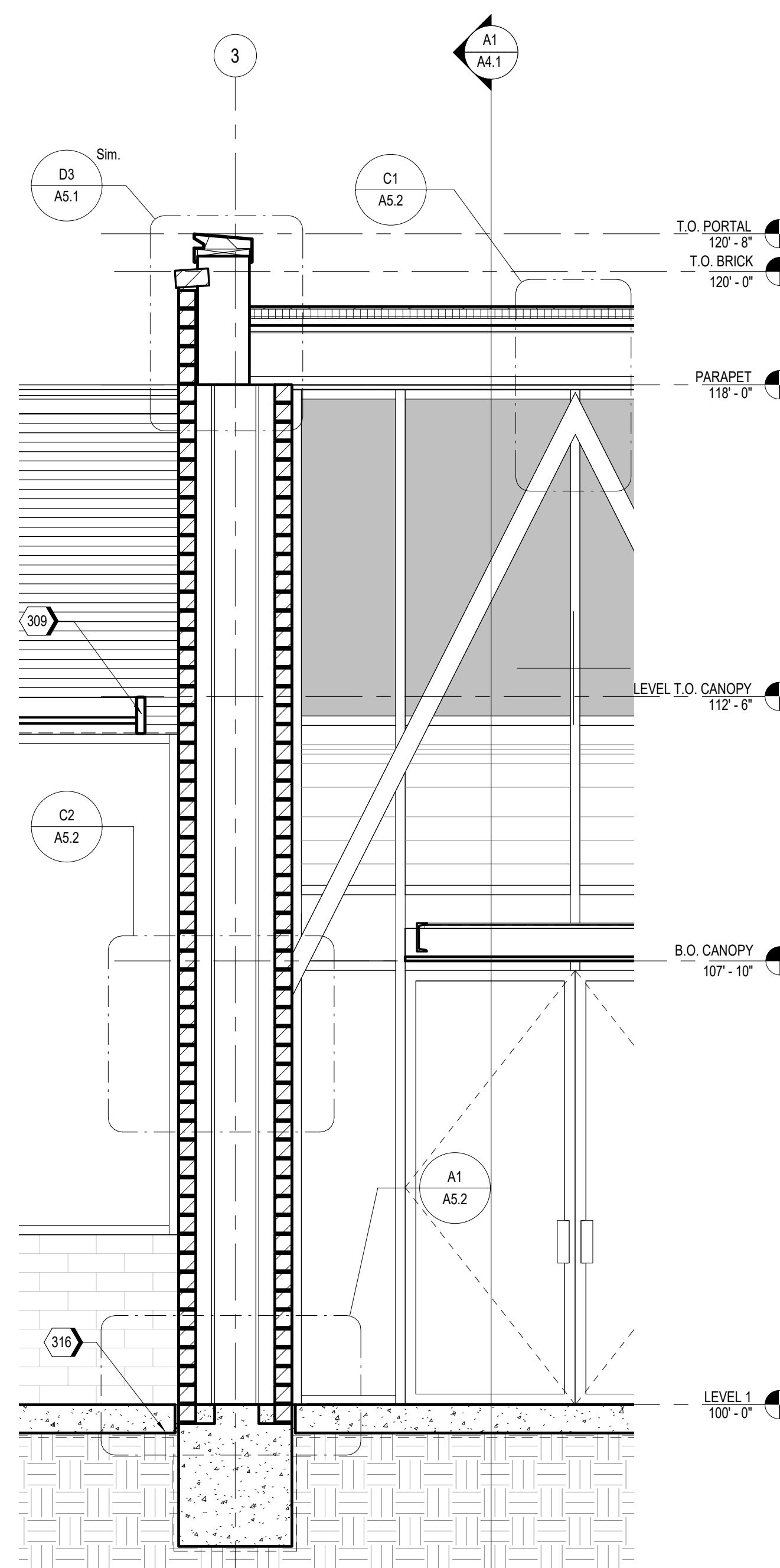
230	LED FLEXIBLE LINEAR LIGHT STRIP FOR CONTINUOUS CONSISTANT COLOR BASIS OF DESIGN: DURATAPE
301	120V IP65 ALL ENVIRONMENT
302	WT-01. SEE A5.3
306	WT-02. SEE A5.3
307	ILLUMINATED SIGNAGE BY OTHERS
308	GL-01. SEE A5.3
309	CANOPY TYPE 2. SEE A6.2
316	SUN SHADE CANOPY. SEE A6.8
319	VAPOR RETARDER
	WINDOW SILL SOLID SURFACE.3. RE: 11.1



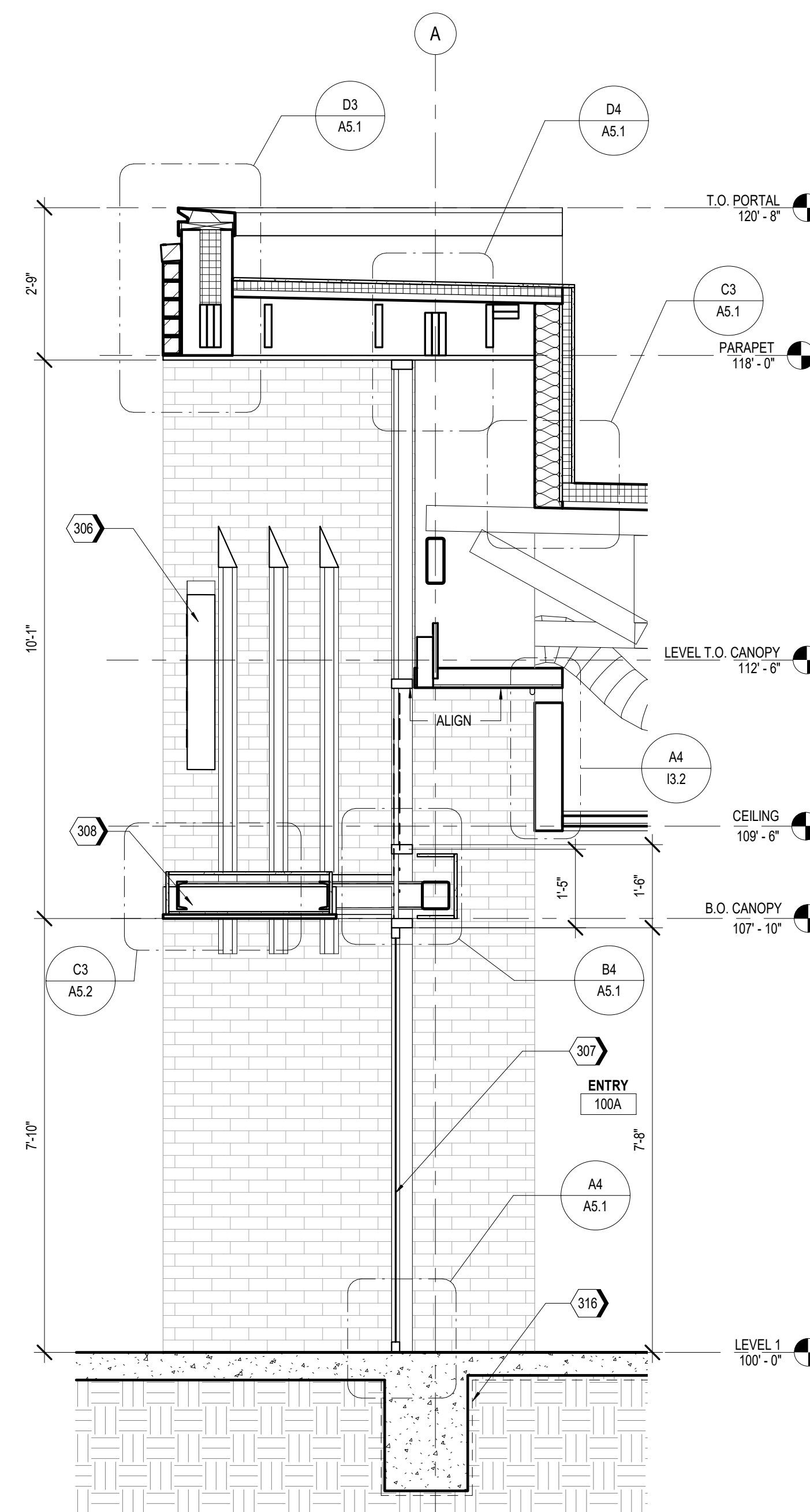
A4 WALL SECTION AT DINING ROOM  
1/2" = 1'-0"



A3 WALL SECTION AT DINING ROOM  
1/2" = 1'-0"



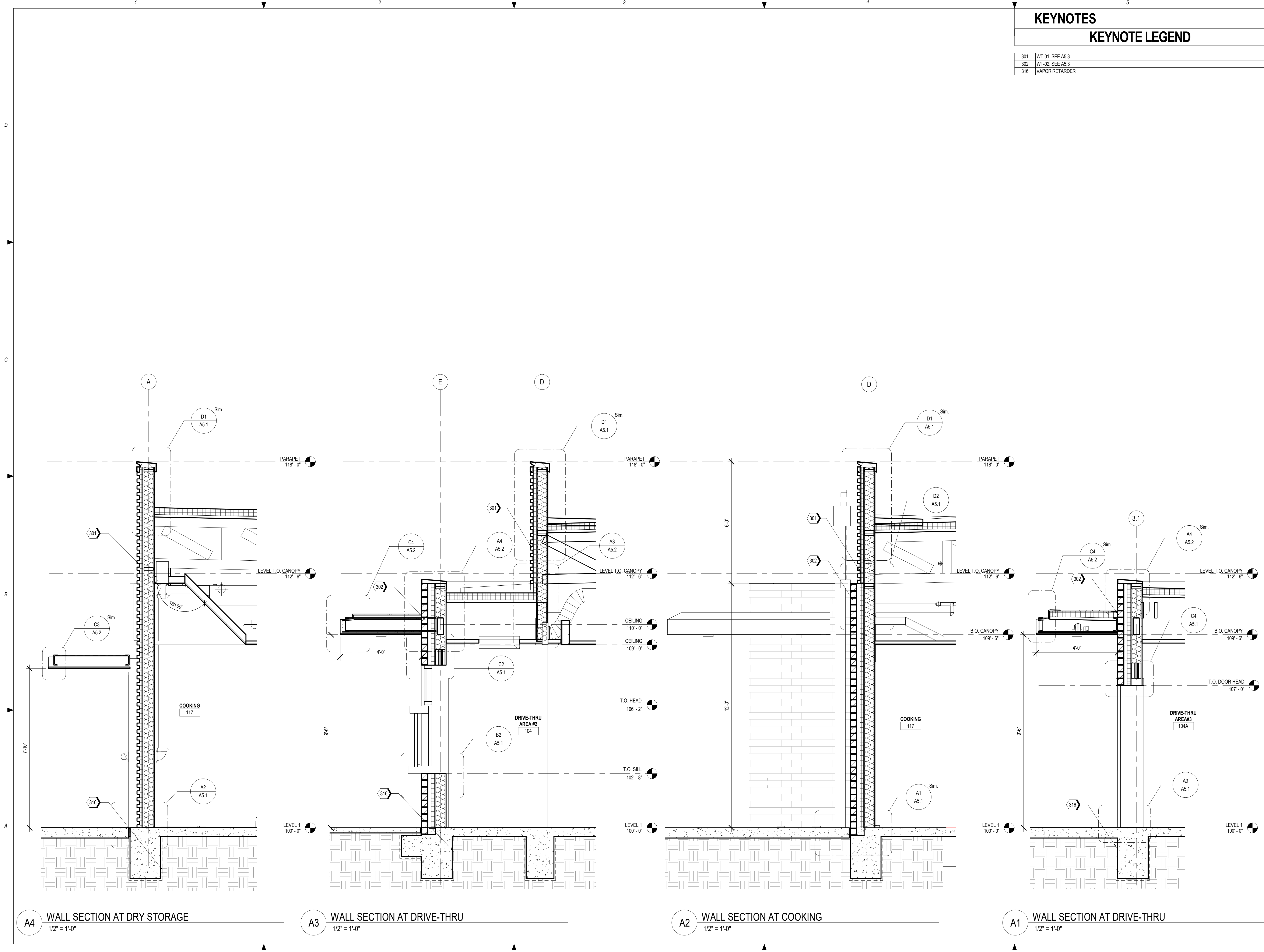
A2 WALL SECTION AT ENTRY  
1/2" = 1'-0"



A1 WALL SECTION AT ENTRY  
1/2" = 1'-0"



C:\Backup\Revit\WB-Lees Summit-MO\_V16\_ARCH\_210113\_ejaquay.rvt  
1/27/2021 1:11:19 PM



KEYNOTES

KEYNOTE LEGEND

301	WT-01, SEE A5.3
302	WT-02, SEE A5.3
316	VAPOR RETARDER

RELEASE FOR  
CONSTRUCTION  
AS NOTED ON PLANS REVIEW  
DEVELOPMENT SERVICES  
LEE'S SUMMIT, MISSOURI  
01/13/2021

**ms**

**ms consultants, inc.**  
engineers, architects, planners  
2221 Schrock Road  
Columbus, Ohio 43229  
p 614.898.7100  
f 614.898.7570  
www.msconsultants.com

**WHATABURGER 20-M  
LEES SUMMIT**

1460 NE DOUGLAS ST  
LEE'S SU MMIT, MO



NOTICE: THIS ARCHITECTURAL AND ENGINEERING  
DRAWING IS GIVEN IN CONFIDENCE AND SHALL BE USED  
ONLY PURSUANT TO THE AGREEMENT WITH THE  
ARCHITECT. NO OTHER USE, DISSEMINATION, OR  
DUPLICATION MAY BE MADE WITHOUT PRIOR WRITTEN  
CONSENT OF THE ARCHITECT. ALL COMMON LAW RIGHTS  
OF COPYRIGHT AND OTHERWISE ARE HEREBY  
SPECIFICALLY RESERVED.



03/28/19  
PROFESSIONAL OF RECORD:  
CHARLES MICHAEL BUSCH No. 2019022528  
EXP. DATE: 12/31/21

REV	DESCRIPTION	DATE

Project No.: 40497-01

Client Project No.:

Drawing Title:

WALL SECTIONS

Date: 12/21/20 Phase: BID/PERMIT

Designed: --

Drawn: RDM

Checked: CMB

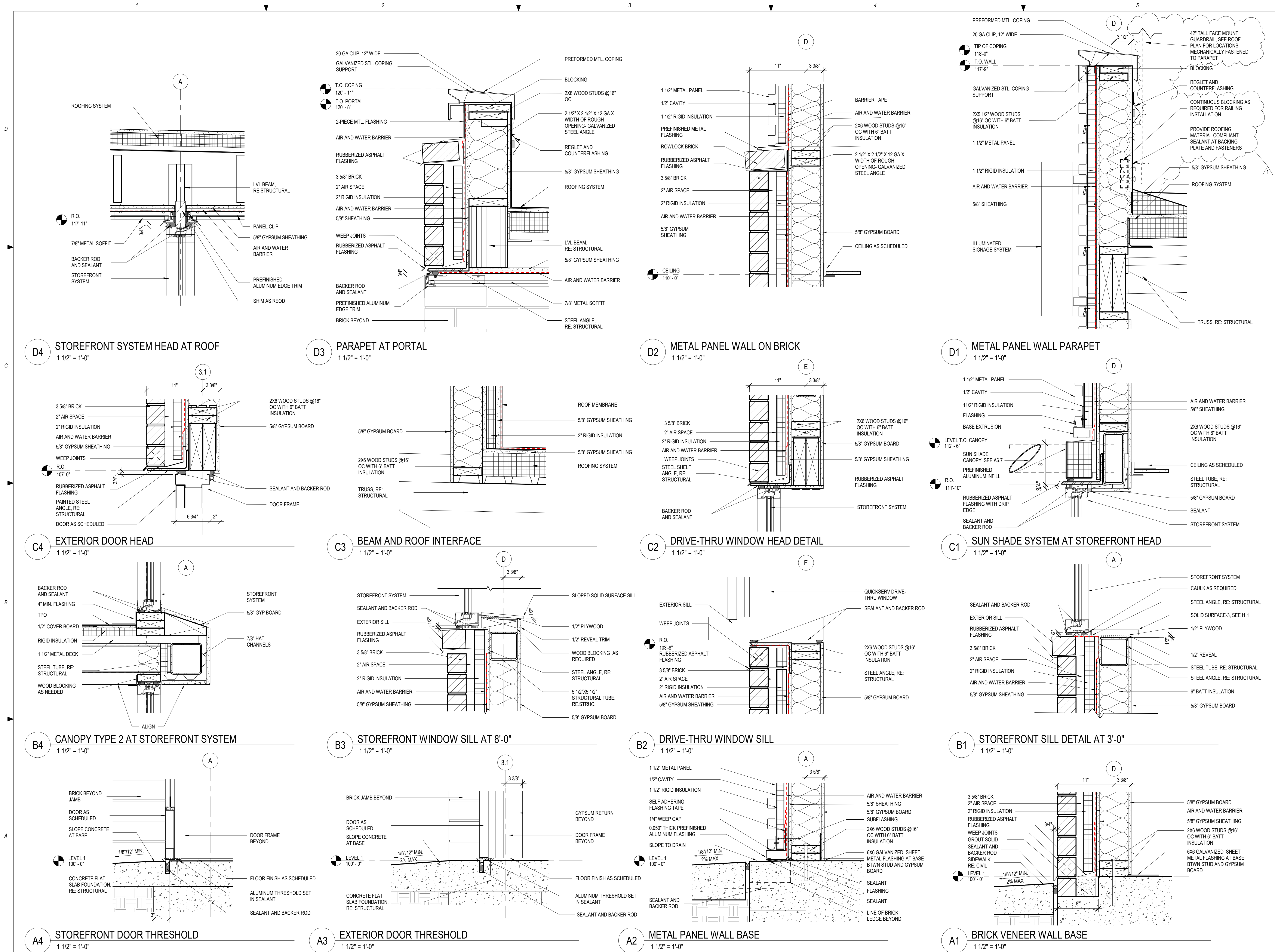
Drawing No.:

A4.2



C:\Backup\Revit\WB-Lees Summit\MO\_V16\_ARCH\_210113\_ejaquay.rvt

1/27/2021 1:11:28 PM



RELEASE FOR  
CONSTRUCTION  
AS NOTED ON PLANS REVIEW  
DEVELOPMENT SERVICES  
LEES SUMMIT, MISSOURI  
12/13/2021

**ms consultants, inc.**  
engineers, architects, planners  
2221 Schrock Road  
Columbus, Ohio 43229  
p 614.898.7100  
f 614.898.7570  
www.msconsultants.com

**WHATABURGER 20-M  
LEES SUMMIT**  
1460 NE DOUGLAS ST  
LEES SUMMIT, MO

**WHATABURGER**

NOTICE: THIS ARCHITECTURAL AND ENGINEERING DRAWING IS GIVEN IN CONFIDENCE AND SHALL BE USED ONLY PURSUANT TO THE AGREEMENT WITH THE ARCHITECT. NO OTHER USE, DISSEMINATION, OR DUPLICATION MAY BE MADE WITHOUT PRIOR WRITTEN CONSENT OF THE ARCHITECT. ALL COMMON LAW RIGHTS OF COPYRIGHT AND OTHERWISE ARE HEREBY SPECIFICALLY RESERVED.

03/28/19  
PROFESSIONAL OF RECORD:  
CHARLES MICHAEL BUSCH No. 2019022528  
EXP. DATE: 12/31/21

REV	DESCRIPTION	DATE
1	REV-1 Plan Review	1/27/21

Project No.: 40497-01  
Client Project No.:  
Drawing Title:

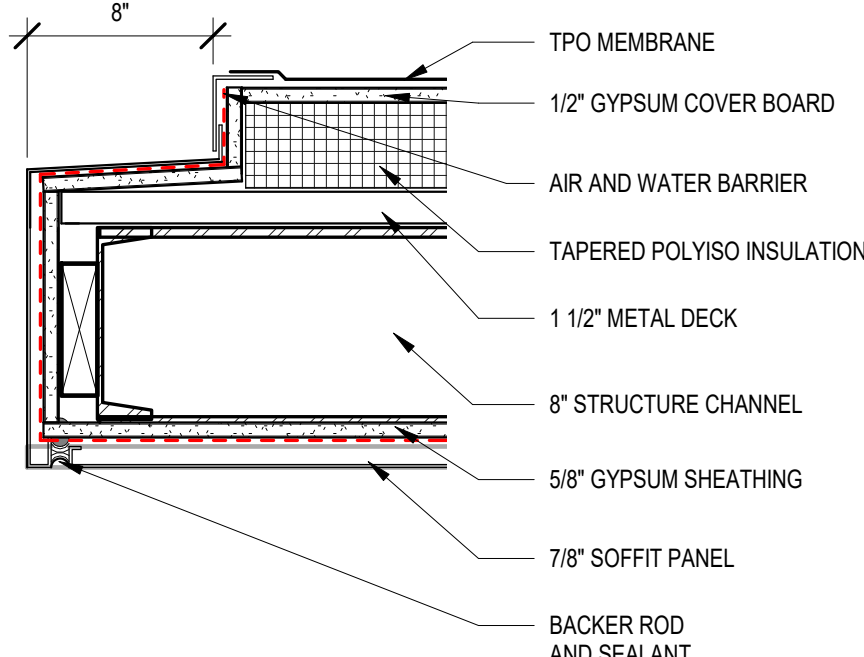
Date: 12/21/20Phase: BID/PERMIT

Designed: --Drawn: RDMChecked: CMB

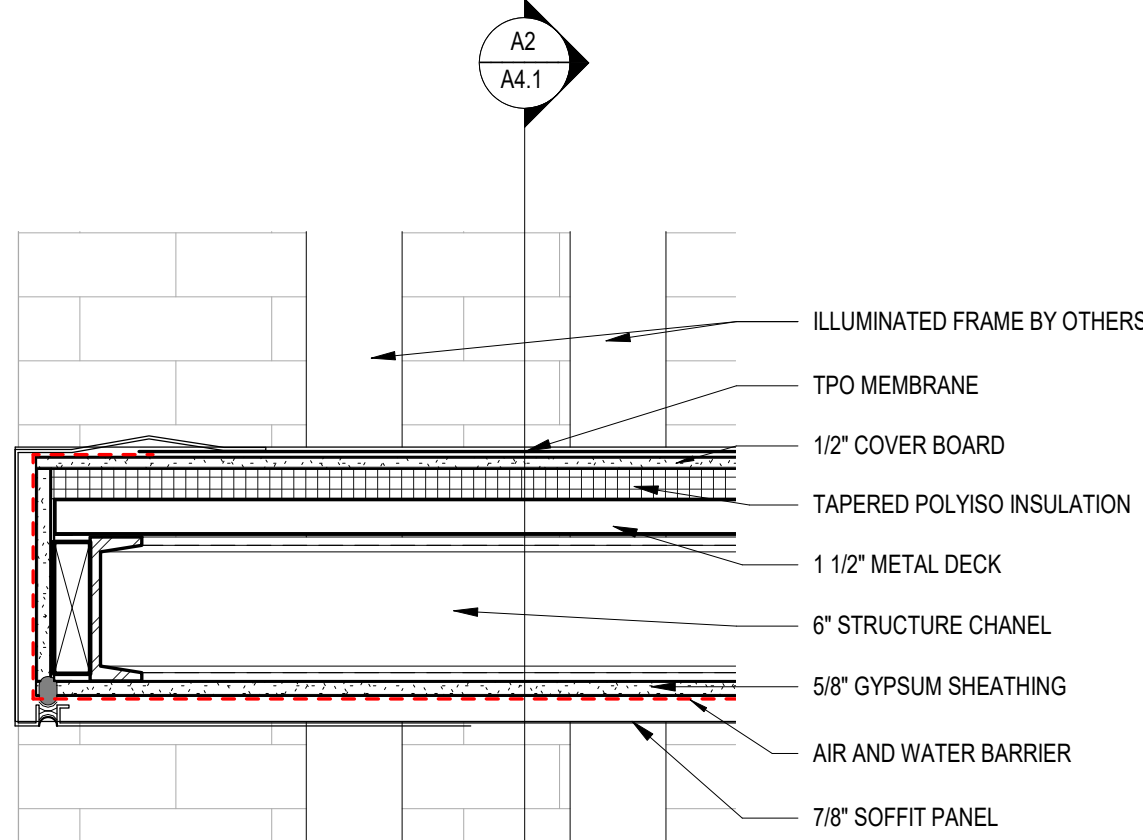
Drawing No.:**A5.1**



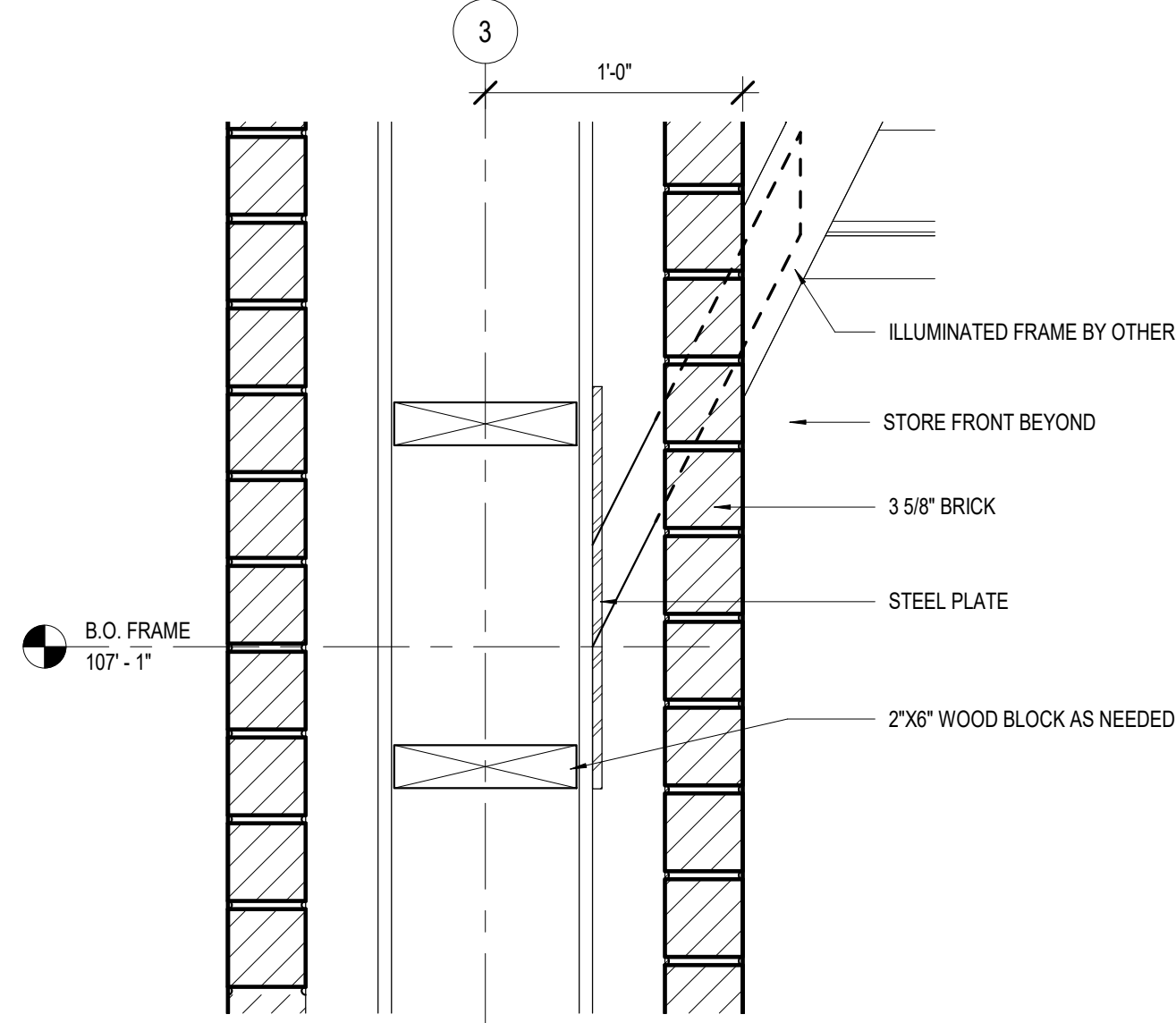
C:\Backup\Revit\WB-Lees Summit-MO\_V18\_ARCH\_210113\_ejaquay.rvt  
1/27/2021 1:11:35 PM



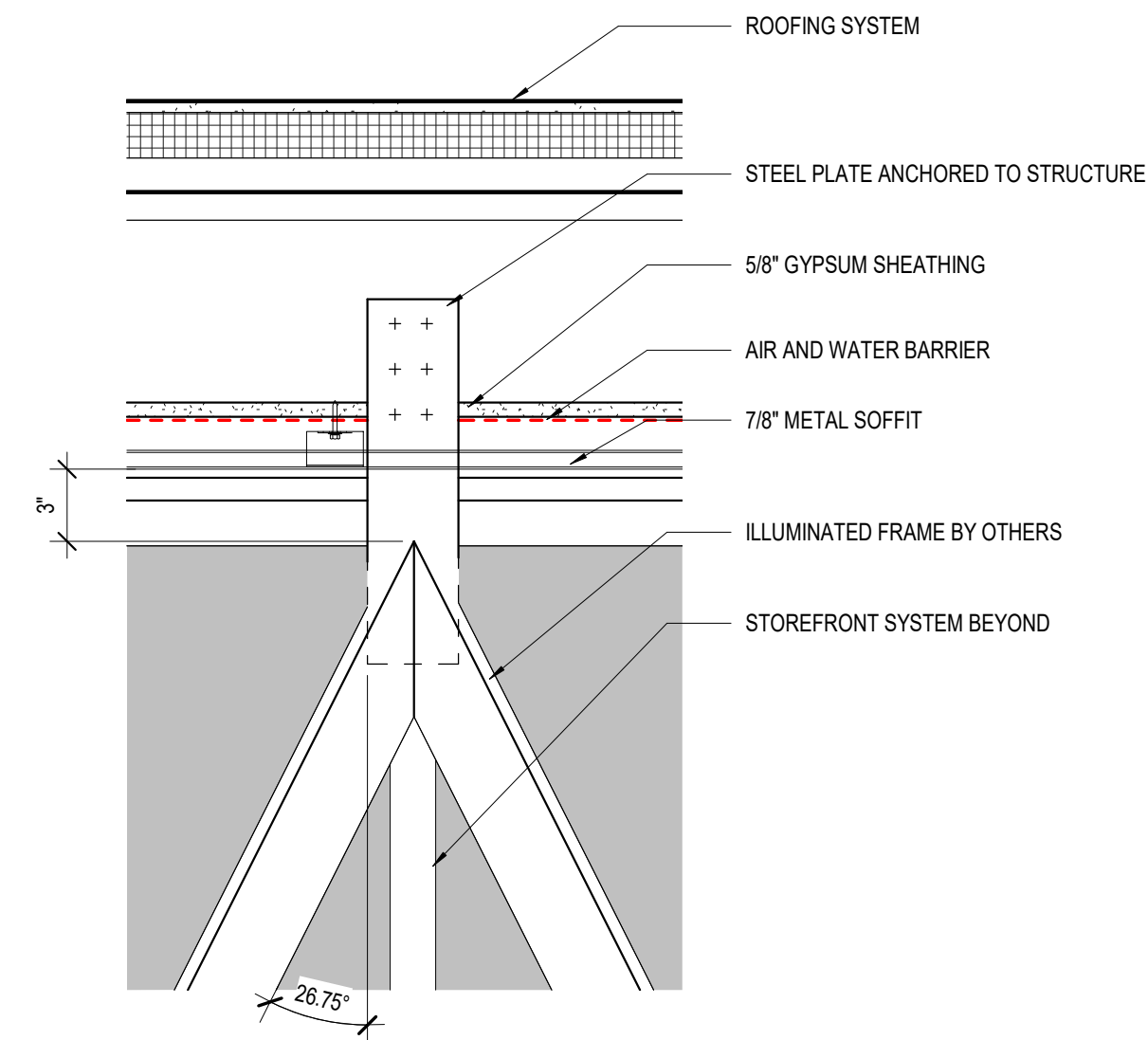
C4 CANOPY DETAIL AT DRIVE THRU  
1 1/2" = 1'-0"



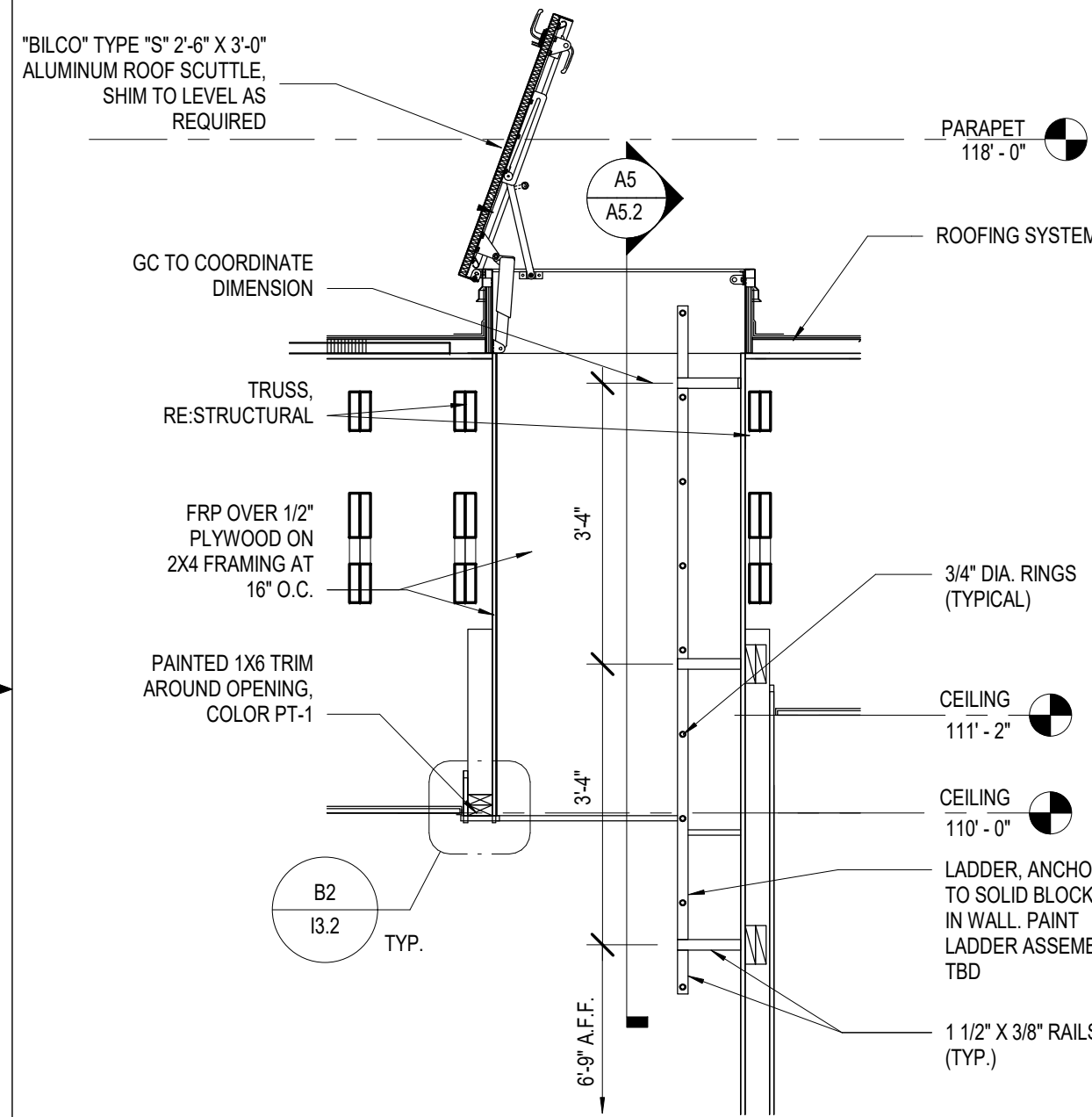
C3 CANOPY DETAIL AT ENTRY PORTALS  
1 1/2" = 1'-0"



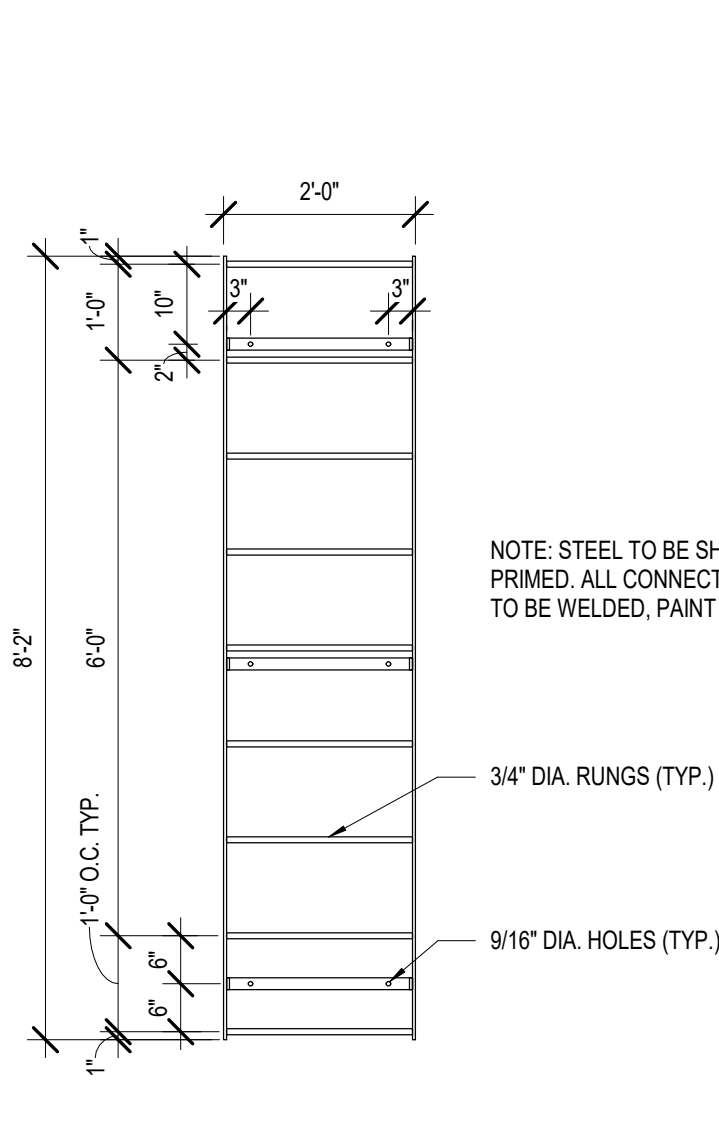
C2 WALL SECTION AT ENTRY 2 -DETAIL  
1 1/2" = 1'-0"



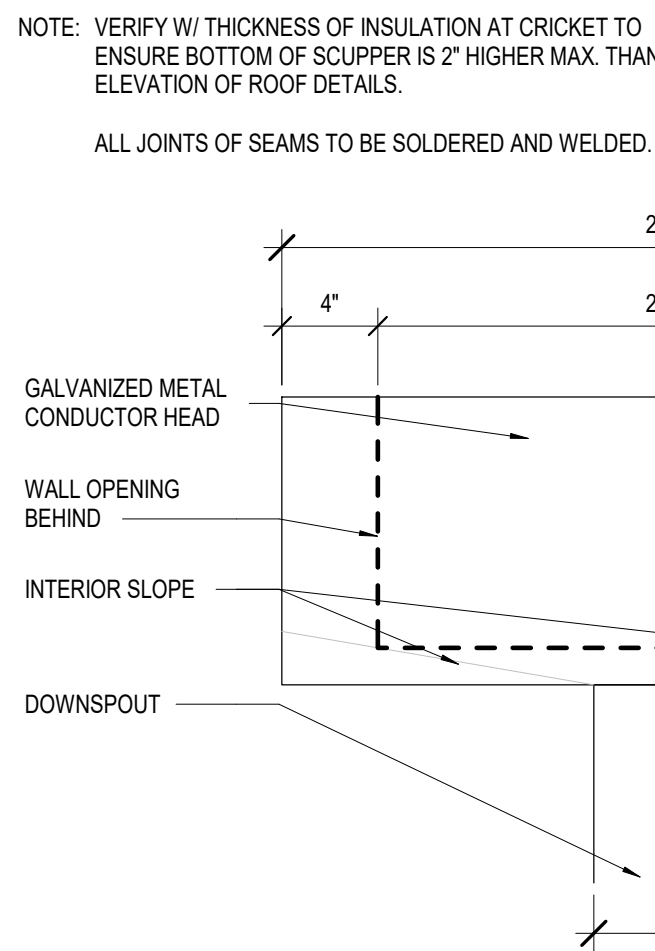
C1 WALL SECTION AT ENTRY 2 - DETAIL  
1 1/2" = 1'-0"



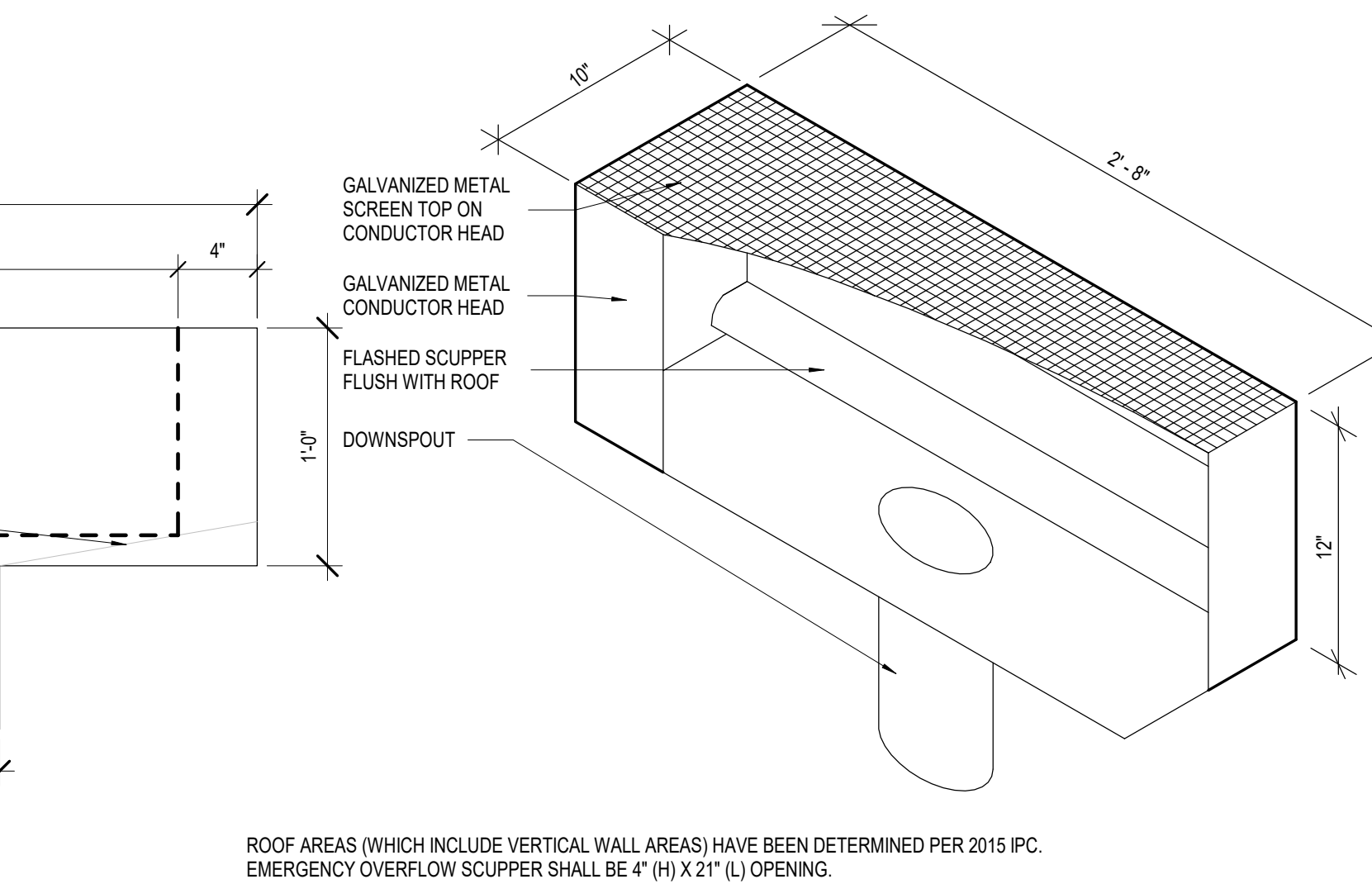
B4 ROOF HATCH SECTION  
1/2" = 1'-0"



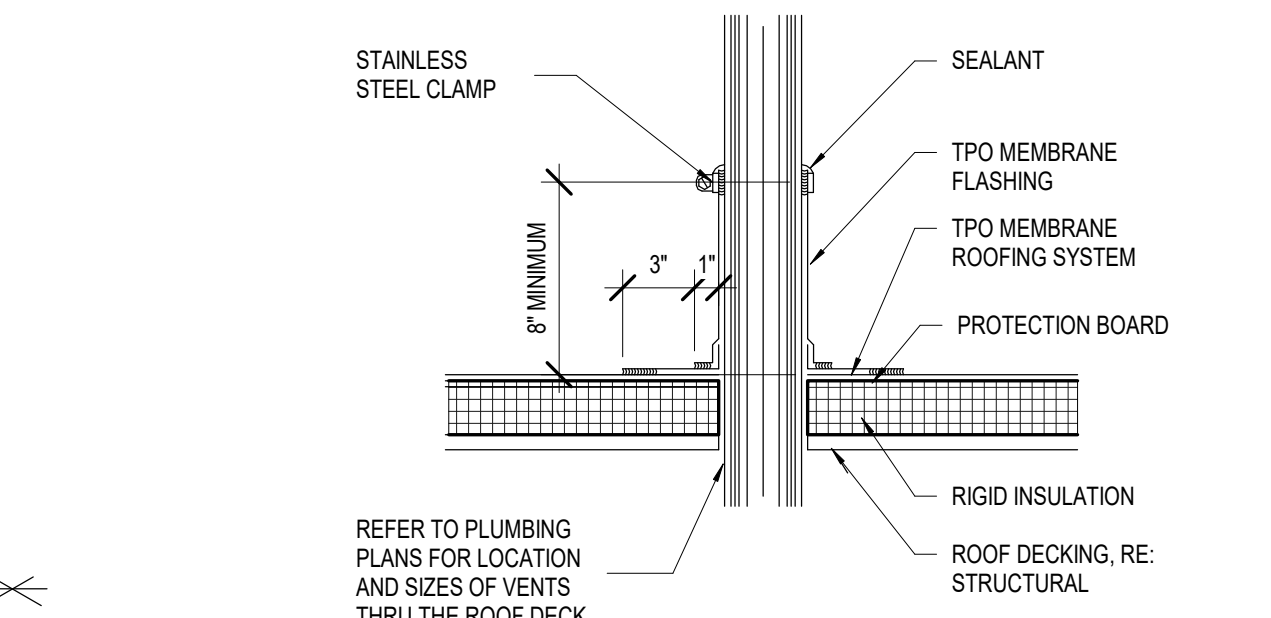
A5 ROOF LADDER ELEVATION  
1/2" = 1'-0"



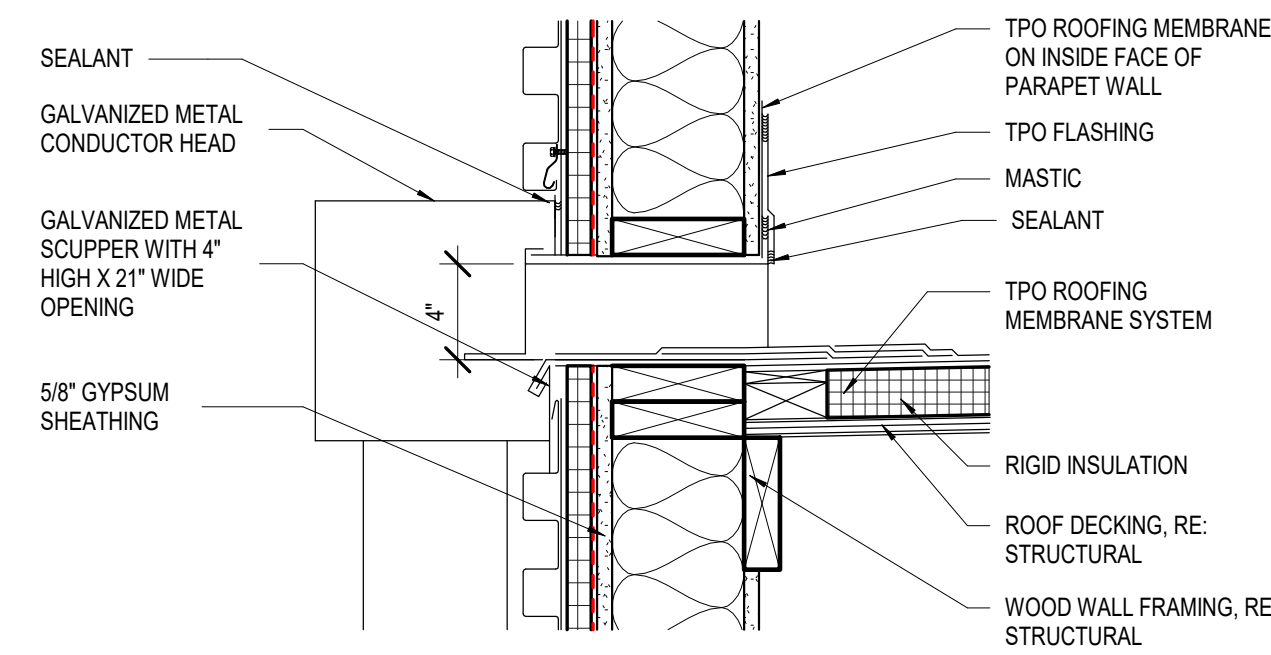
B3 CONDUCTOR HEAD AND DOWNSPOUT  
1 1/2" = 1'-0"



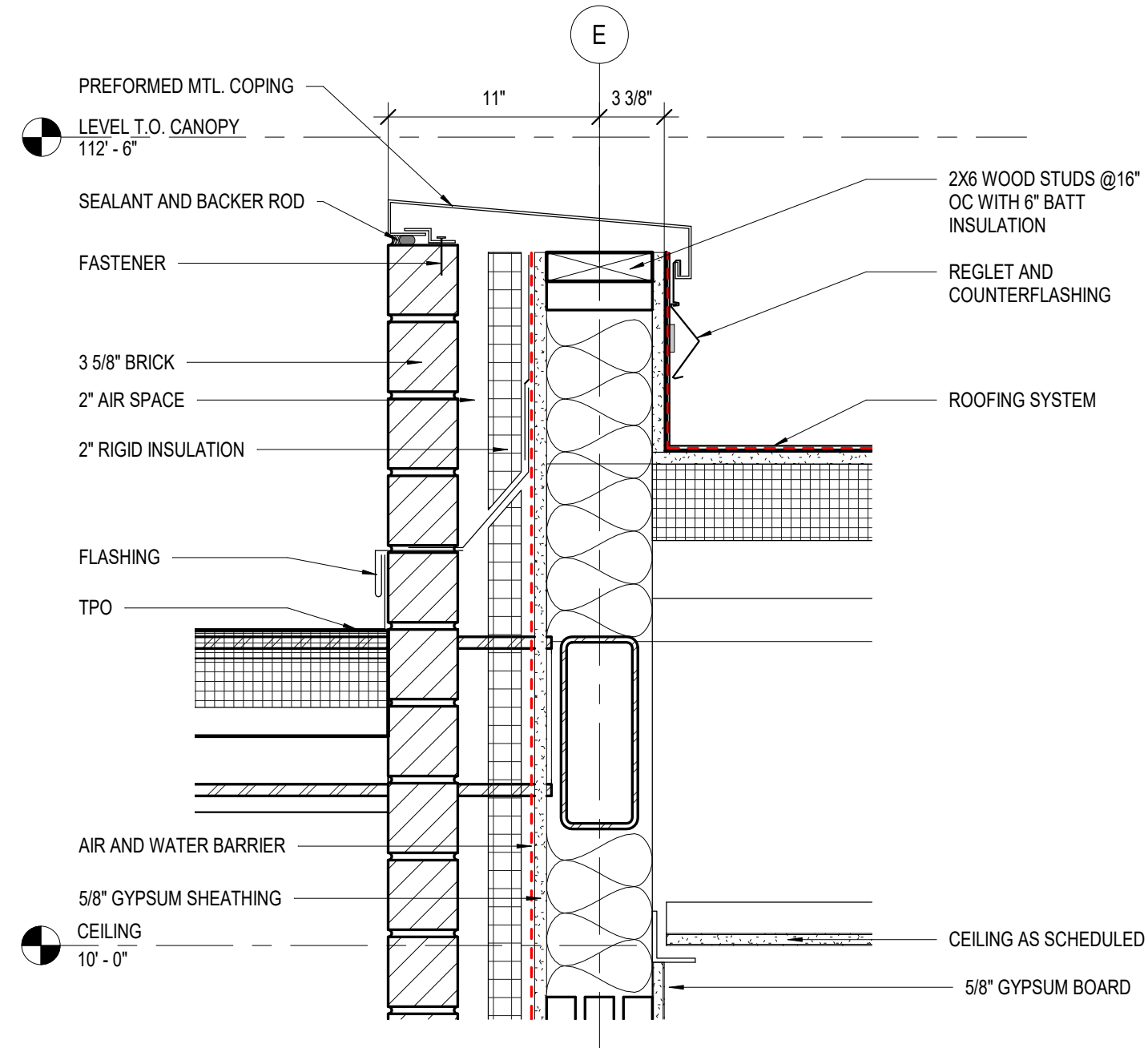
B2 ROOF VENT  
1 1/2" = 1'-0"



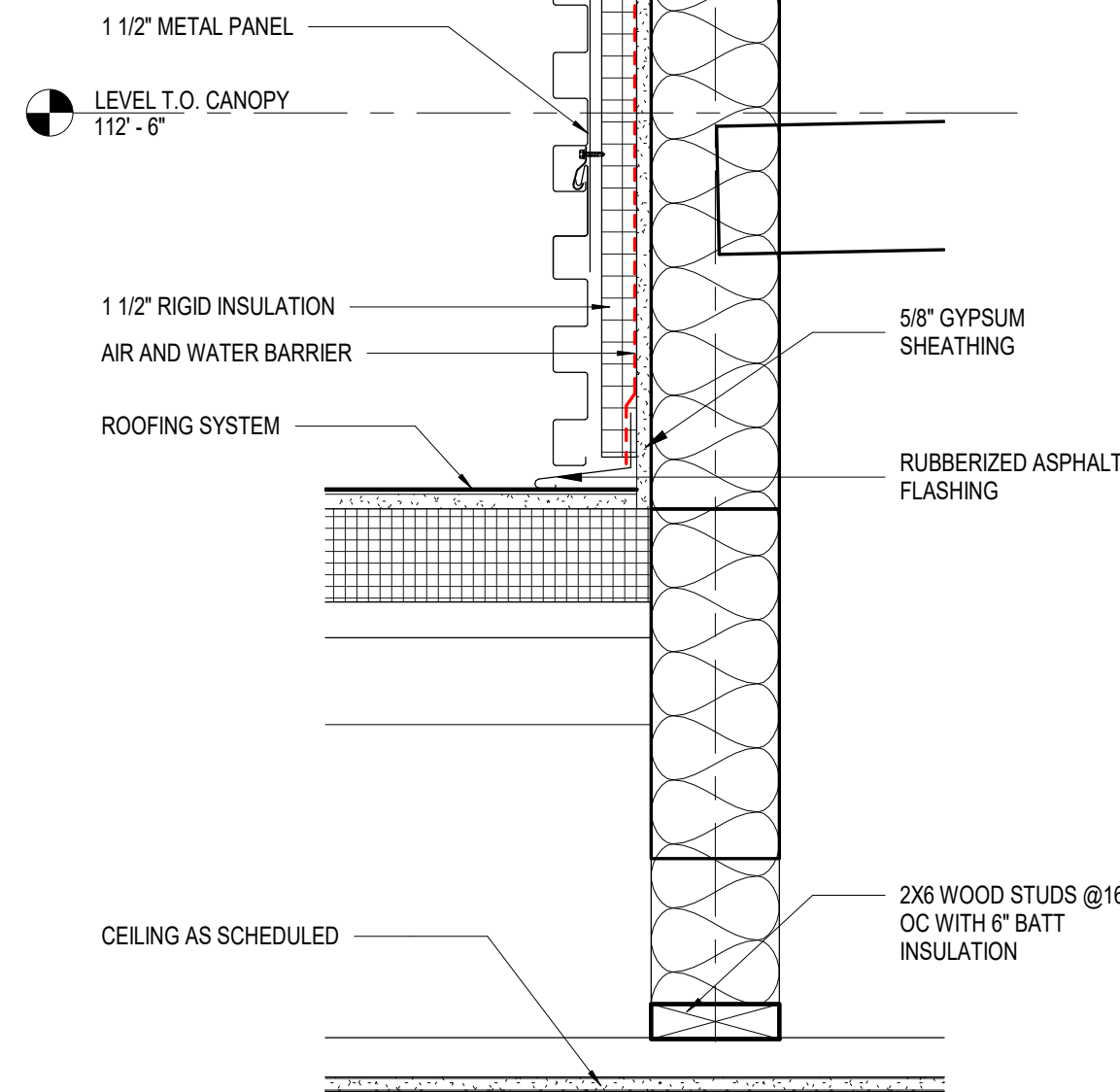
B1 OVERFLOW SCUPPER  
1 1/2" = 1'-0"



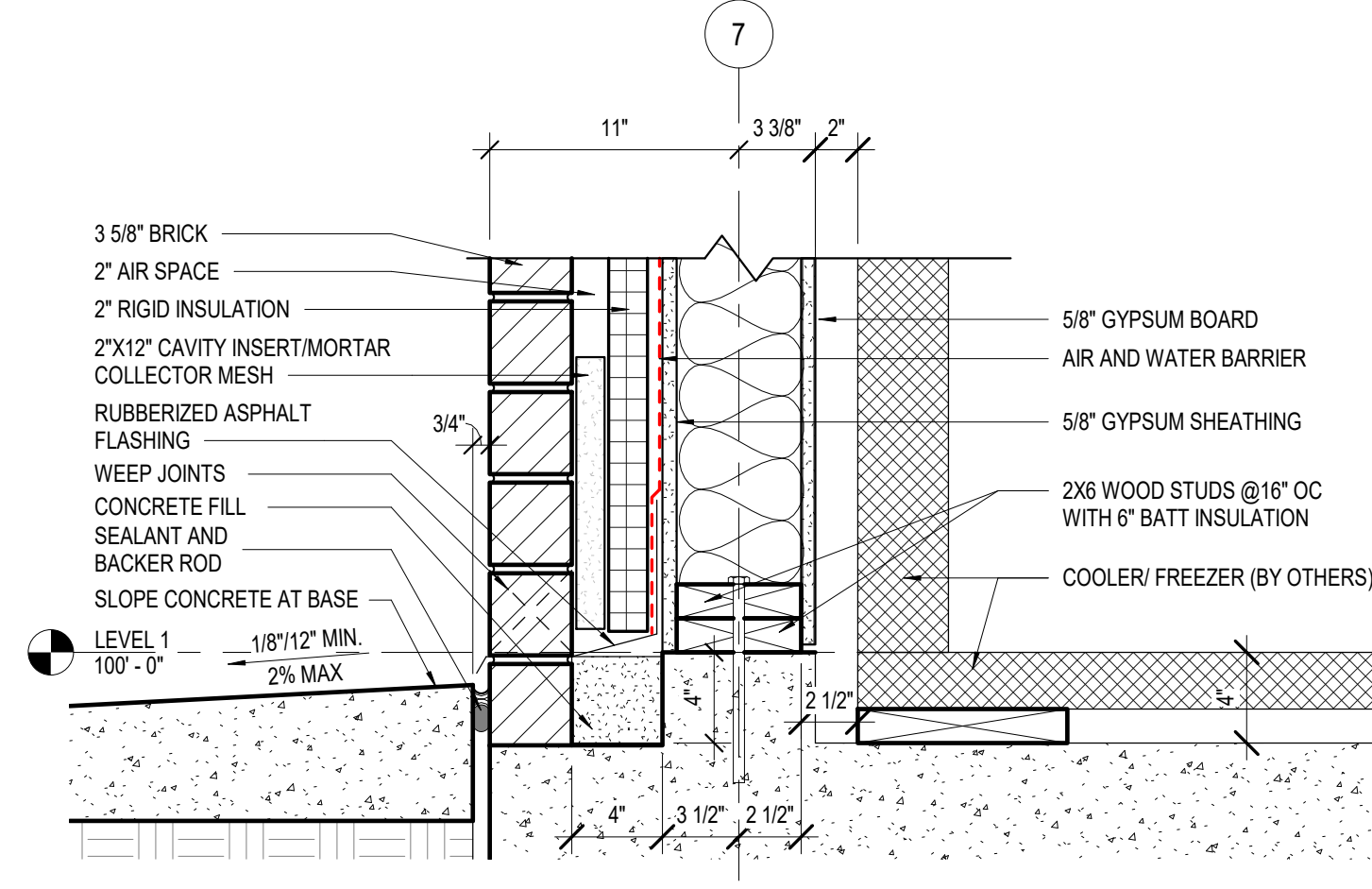
B1 OVERFLOW SCUPPER  
1 1/2" = 1'-0"



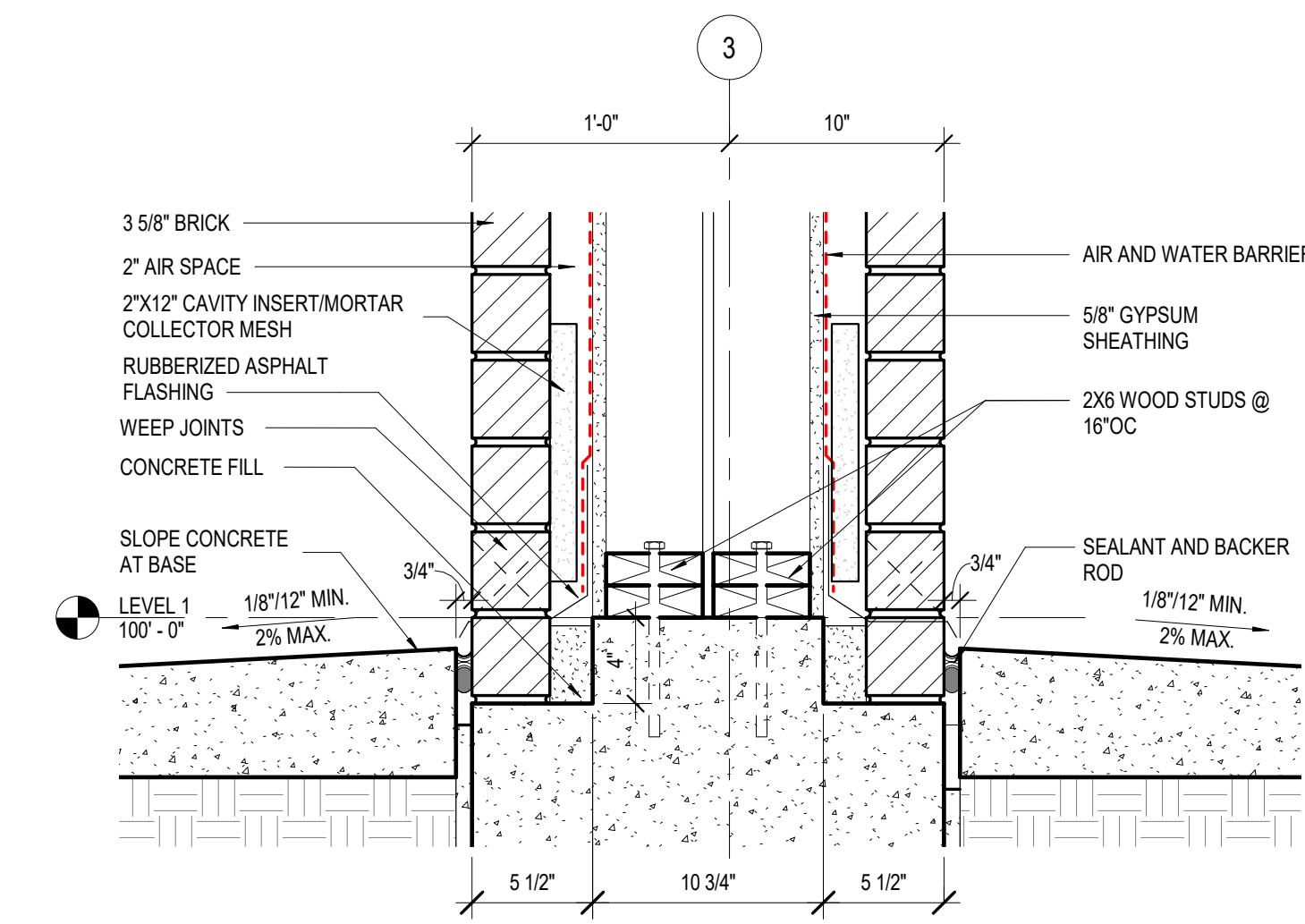
A4 BOLT-ON PARAPET  
1 1/2" = 1'-0"



A3 METAL PANEL WALL AT ROOF  
1 1/2" = 1'-0"



A2 COOLER/FREEZER WALL BASE DETAIL  
1 1/2" = 1'-0"



A1 PORTAL WALL BASE  
1 1/2" = 1'-0"

WHATABURGER 20-M  
LEES SUMMIT



1460 NE DOUGLAS ST  
LEES SUMMIT, MO

NOTICE: THIS ARCHITECTURAL AND ENGINEERING  
DRAWING IS GIVEN IN CONFIDENCE AND SHALL BE USED  
ONLY PURSUANT TO THE AGREEMENT WITH THE  
ARCHITECT. NO OTHER USE, DISSEMINATION, OR  
DUPLICATION MAY BE MADE WITHOUT PRIOR WRITTEN  
CONSENT OF THE ARCHITECT. ALL COMMON LAW RIGHTS  
OF COPYRIGHT AND OTHERWISE ARE HEREBY  
SPECIFICALLY RESERVED.



03/28/19  
PROFESSIONAL OF RECORD:  
CHARLES MICHAEL BUSCH No. 2019022528  
EXP. DATE: 12/31/21

REV	DESCRIPTION	DATE

Project No.: 40497-01

Client Project No.:

Drawing Title:

SECTION DETAILS

Date: 12/21/20 Phase: BID/PERMIT

Designed: --

Drawn: RDM

Checked: CMB

Drawing No.:

A5.2



1/27/2021 1:11:37 PM C:\Backup\Revit\WB-Lees Summit\MO\_V16\_ARCH\_210113\_ejaquay.rvt

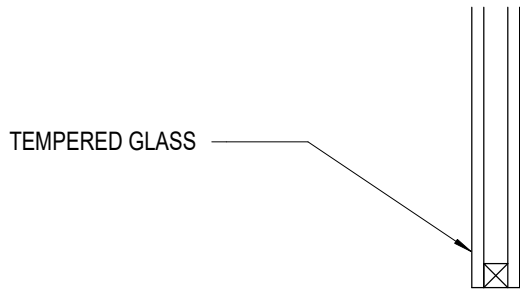
D

C


B

A

GL - 03  
GLASS - VISION GLAZING OPAQUE



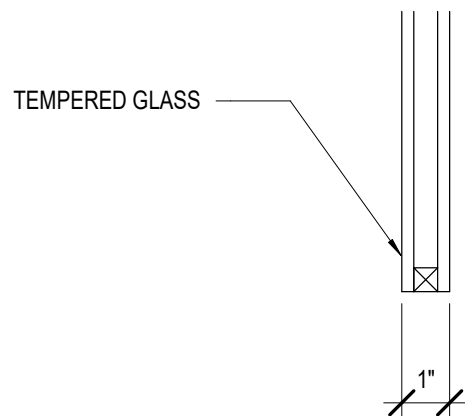
GL - 02  
GLASS - VISION GLAZING WITH FRIT



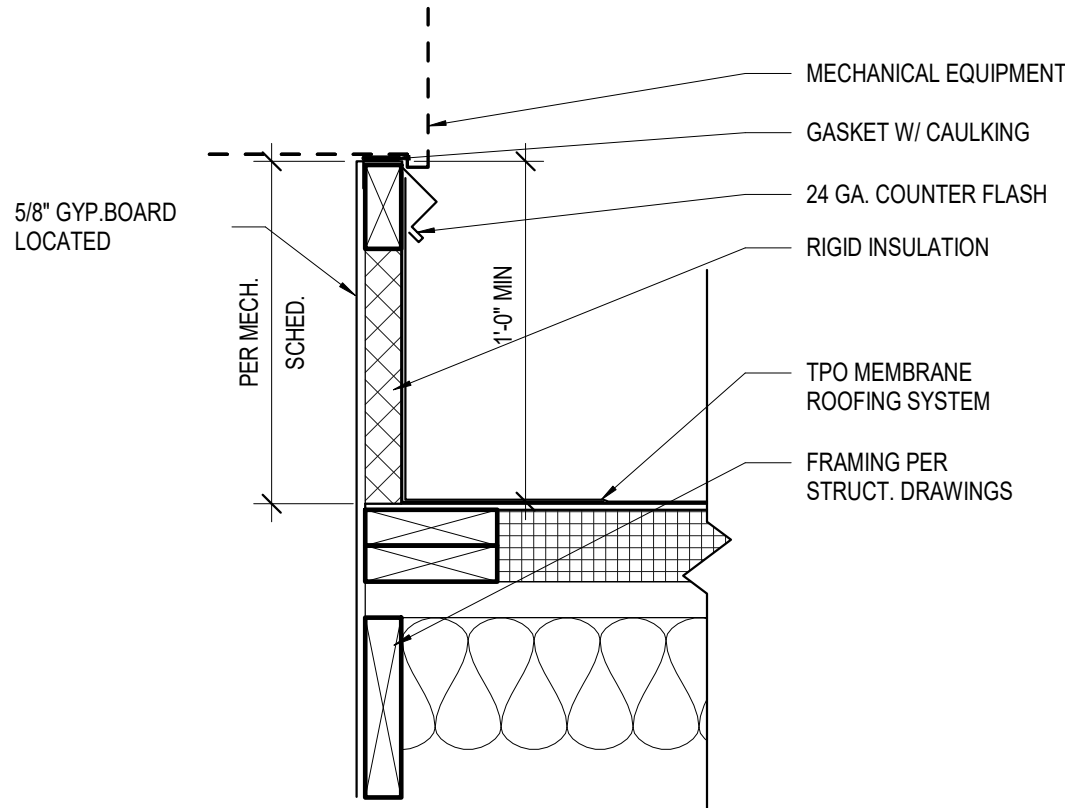
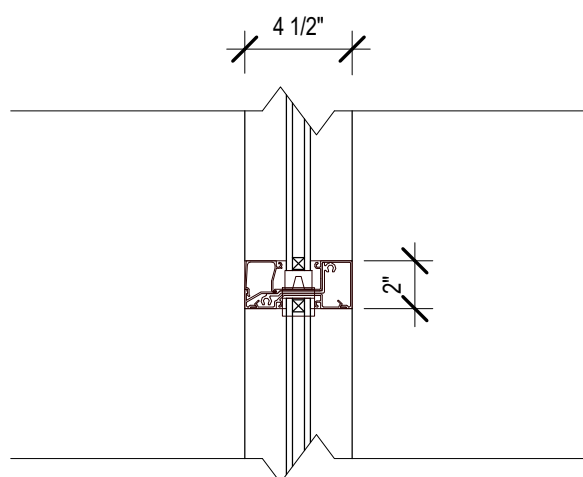
GRADIENT FRITTED GLASS-BASIS OF DESIGN VIRACON VUE 1-30 WITH FRIT SCREEN #2387 ON THE NUMBER 3 SURFACE

ALL GLASS SHS SHOULD BE TEMPERED GLASS

GL - 01  
GLASS - VISION GLAZING

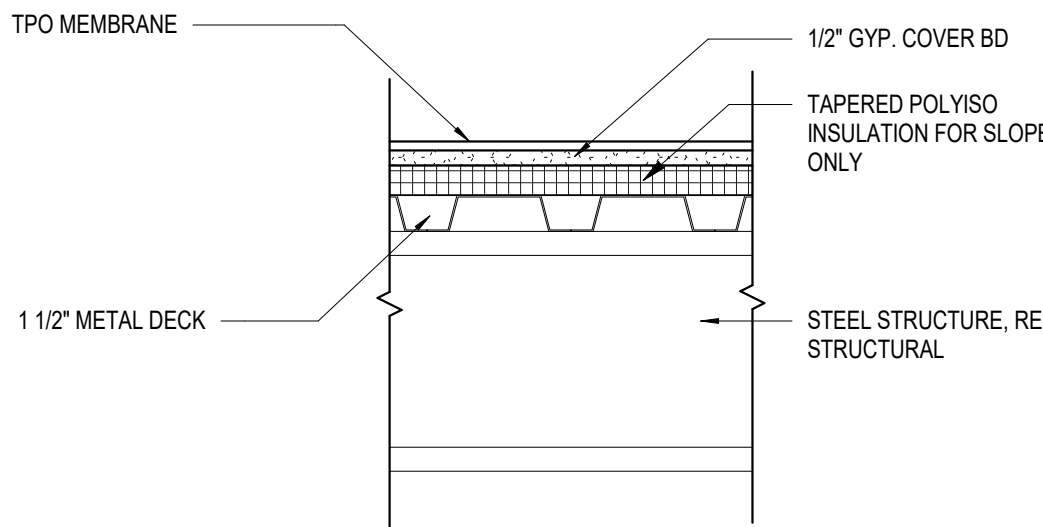


SS - 01  
STOREFRONT SYSTEM

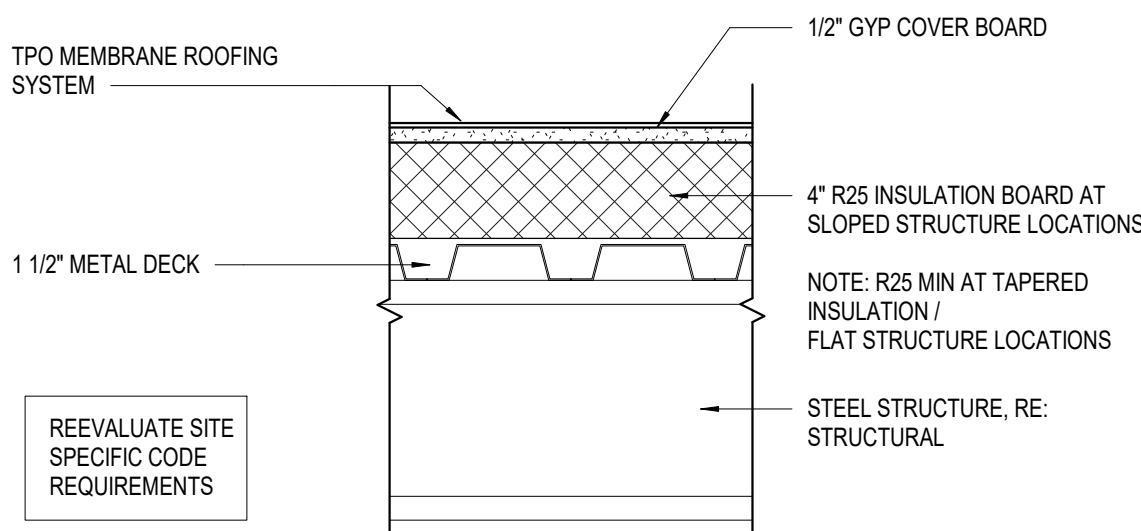


C2 EQUIPMENT CURB TYPICAL  
1 1/2" = 1'-0"

RT - 02  
CANOPY ROOF

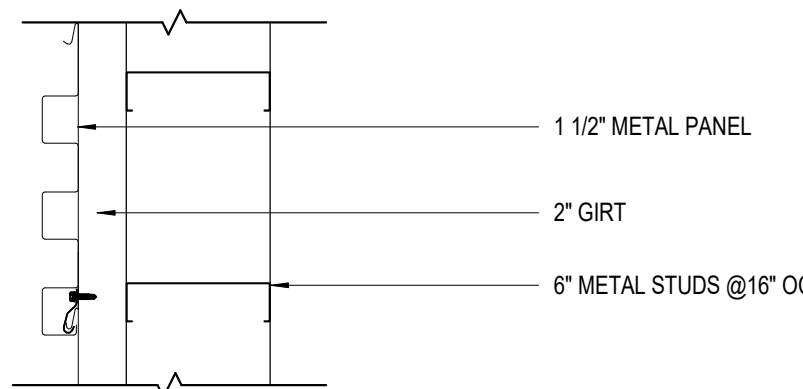


RT - 01  
INSULATED ROOF

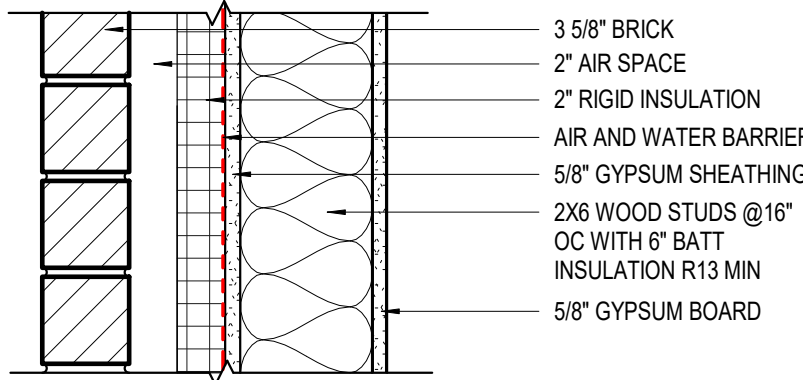


REEVALUATE SITE SPECIFIC CODE REQUIREMENTS

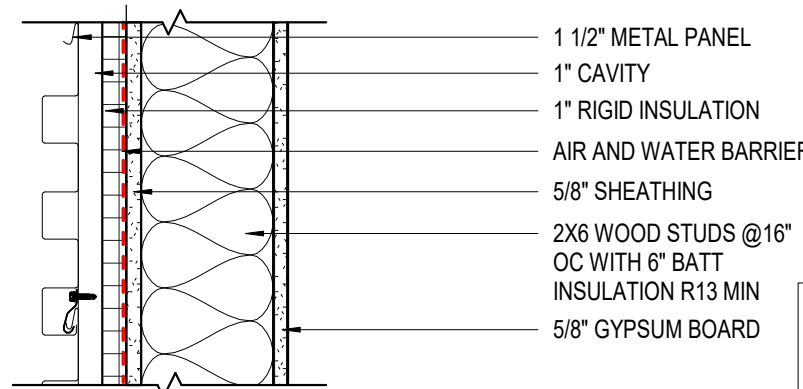
WT - 03  
METAL PANEL ON STEEL FRAME



WT - 02  
BRICK ON WOOD STUD WALL



WT - 01  
METAL PANEL WALL



REEVALUATE SITE SPECIFIC CODE REQUIREMENTS

RELEASE FOR CONSTRUCTION  
AS NOTED ON PLANS REVIEW  
DEVELOPMENT SERVICES  
LEES SUMMIT, MISSOURI  
03/13/2021

**ms**

**ms consultants, inc.**  
engineers, architects, planners  
2221 Schrock Road  
Columbus, Ohio 43229  
p 614.898.7100  
f 614.898.7570  
www.msconsultants.com

WHATABURGER 20-M  
LEES SUMMIT

1460 NE DOUGLAS ST  
LEE'S SU MMIT, MO



NOTICE: THIS ARCHITECTURAL AND ENGINEERING DRAWING IS GIVEN IN CONFIDENCE AND SHALL BE USED ONLY PURSUANT TO THE AGREEMENT WITH THE ARCHITECT. NO OTHER USE, DISSEMINATION, OR DUPLICATION MAY BE MADE WITHOUT PRIOR WRITTEN CONSENT OF THE ARCHITECT. ALL COMMON LAW RIGHTS OF COPYRIGHT AND OTHERWISE ARE HEREBY SPECIFICALLY RESERVED.



03/28/19  
PROFESSIONAL OF RECORD:  
CHARLES MICHAEL BUSCH No. 2019022528  
EXP. DATE: 12/31/21

REV	DESCRIPTION	DATE

Project No.: 40497-01

Client Project No.:

Drawing Title:

WALL AND ROOF TYPES

Date: 12/21/20 Phase: BID/PERMIT  
Designed: -- Drawing No.:  
Drawn: RDM  
Checked: CMB

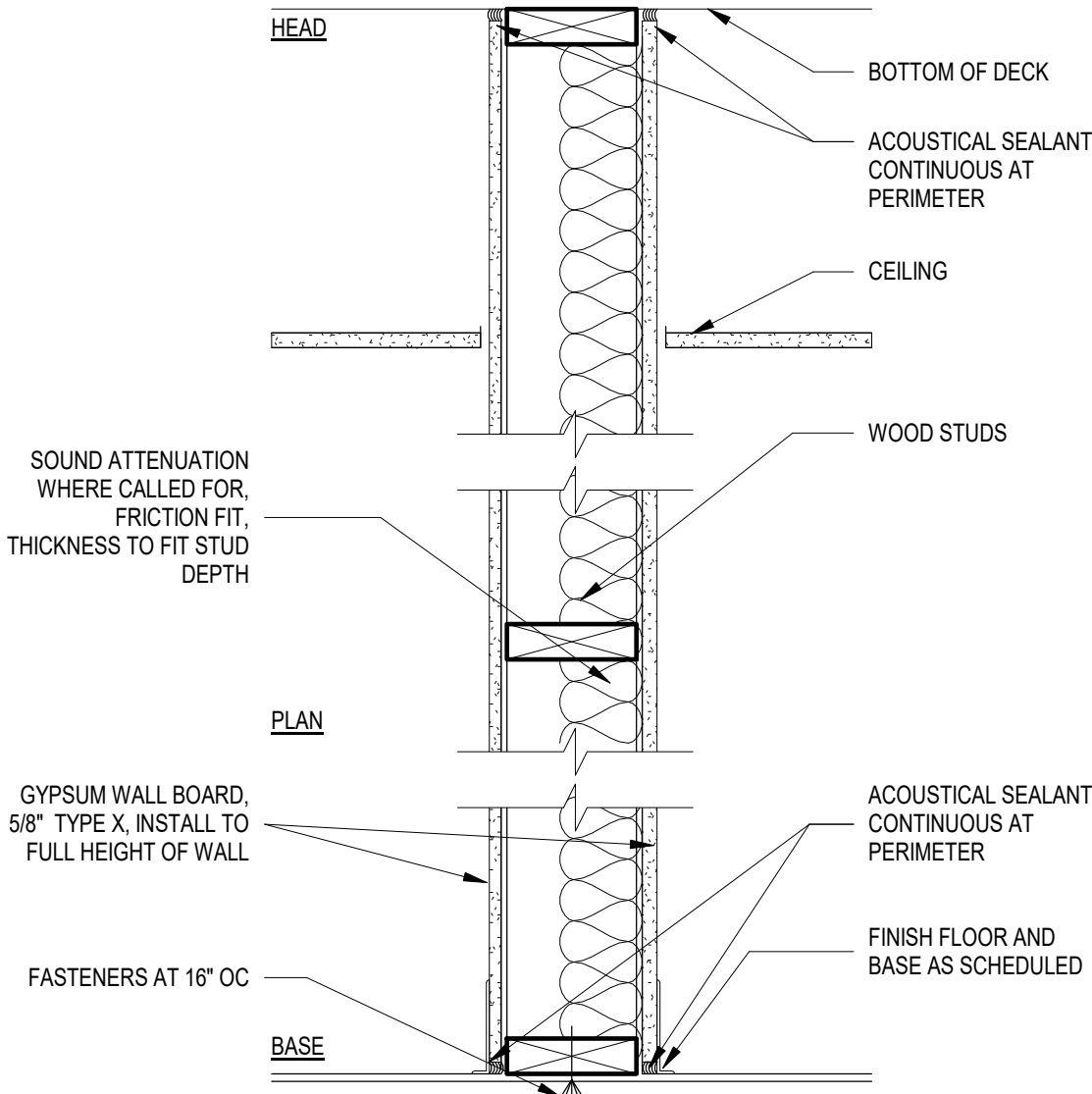
A5.3



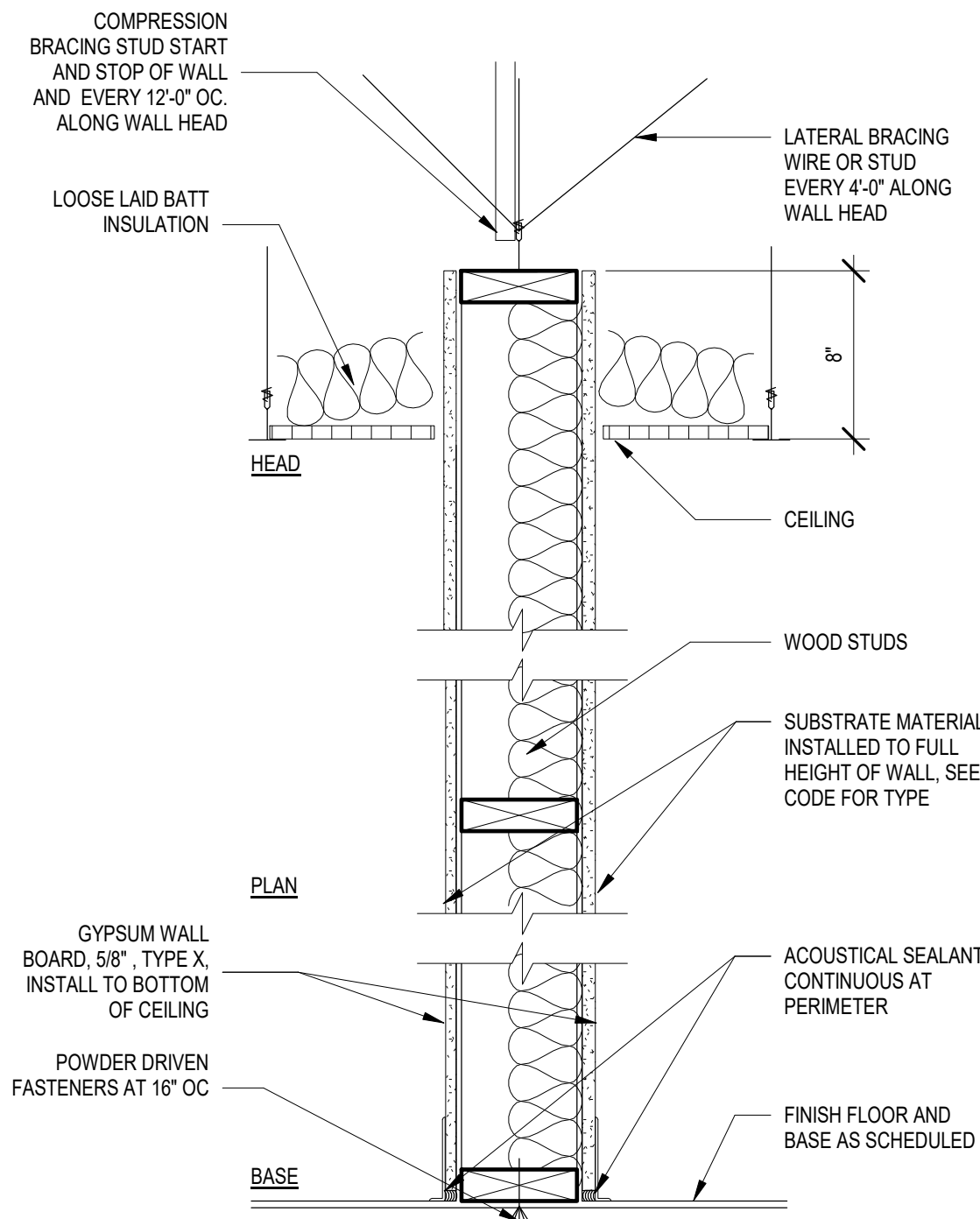
C:\Backup\Revit\WB-Lees Summit-MO\_V16\_ARCH\_210113\_ejaquay.rvt

1/27/2021 1:11:38 PM

B			
TYPE			
SIZE INDICATOR	IND	STUD SIZE	TOTAL WIDTH
	2	2X6	6 3/4"



A			
TYPE			
SIZE INDICATOR	IND	STUD SIZE	TOTAL WIDTH
	1	2X4	4 3/4"



RELEASE FOR  
CONSTRUCTION  
AS NOTED ON PLANS REVIEW  
DEVELOPMENT SERVICES  
LEES SUMMIT, MISSOURI  
01/13/2021

**ms consultants, inc.**  
engineers, architects, planners  
2221 Schrock Road  
Columbus, Ohio 43229  
p 614.898.7100  
f 614.898.7570  
www.msconsultants.com

WHATABURGER 20-M  
LEES SUMMIT

1460 NE DOUGLAS ST  
LEE'S SU MMIT, MO



NOTICE: THIS ARCHITECTURAL AND ENGINEERING DRAWING IS GIVEN IN CONFIDENCE AND SHALL BE USED ONLY PURSUANT TO THE AGREEMENT WITH THE ARCHITECT. NO OTHER USE, DISSEMINATION, OR DUPLICATION MAY BE MADE WITHOUT PRIOR WRITTEN CONSENT OF THE ARCHITECT. ALL COMMON LAW RIGHTS OF COPYRIGHT AND OTHERWISE ARE HEREBY SPECIFICALLY RESERVED.



10/03/19  
PROFESSIONAL OF RECORD:  
CHARLES MICHAEL BUSCH No. 2019022528  
EXP. DATE: 12/31/21

REV	DESCRIPTION	DATE

Project No.: 40497-01

Client Project No.:

Drawing Title:

PARTITION TYPES

Date: 12/21/20 Phase: BID/PERMIT

Designed: --

Drawn: RDM

Checked: CMB

Drawing No.:

A5.4



**WHATABURGER 20-M  
LEES SUMMIT**

1460 NE DOUGLAS ST  
LEES SUMMIT, MO



NOTICE: THIS ARCHITECTURAL AND ENGINEERING  
DRAWING IS GIVEN IN CONFIDENCE AND SHALL BE USED  
ONLY PURSUANT TO THE AGREEMENT WITH THE  
ARCHITECT. NO OTHER USE, DISSEMINATION, OR  
DUPLICATION MAY BE MADE WITHOUT PRIOR WRITTEN  
CONSENT OF THE ARCHITECT. ALL COMMON LAW RIGHTS  
OF COPYRIGHT AND OTHERWISE ARE HEREBY  
SPECIFICALLY RESERVED.



01/23/20  
PROFESSIONAL OF RECORD:  
CHARLES MICHAEL BUSCH No. 2019022528  
EXP. DATE: 12/31/21

REV	DESCRIPTION	DATE

Project No.: 40497-01

Client Project No.:

Drawing Title:

**PLAN DETAILS**

Date: 12/21/20 Phase: BID/PERMIT

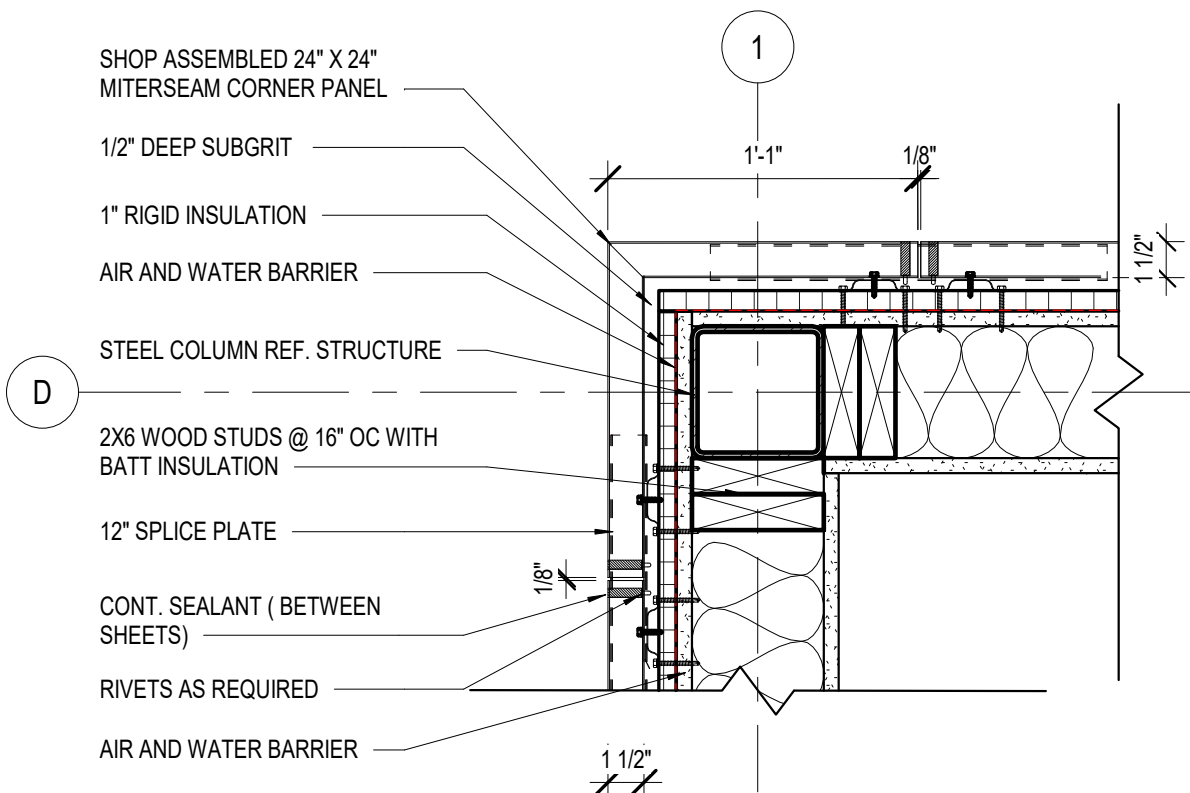
Designed: --

Drawn: RDM

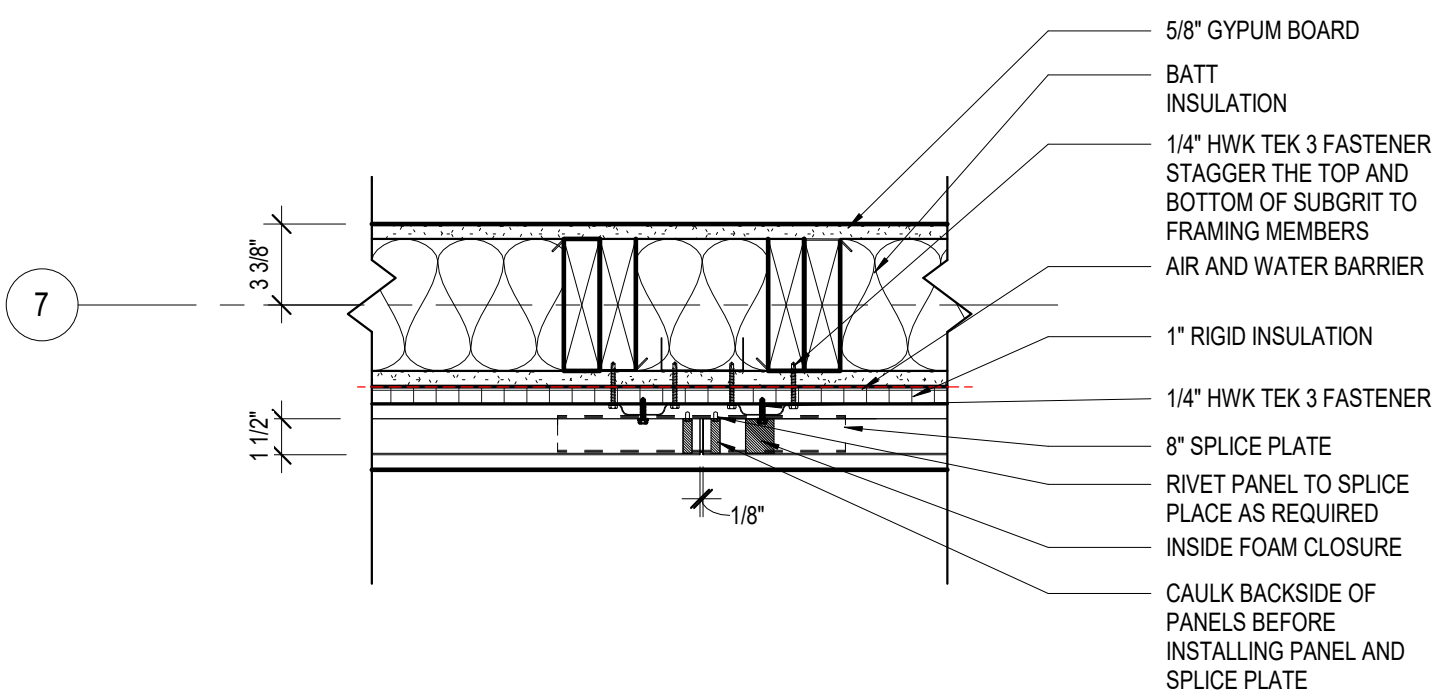
Checked: CMB

Drawing No.:

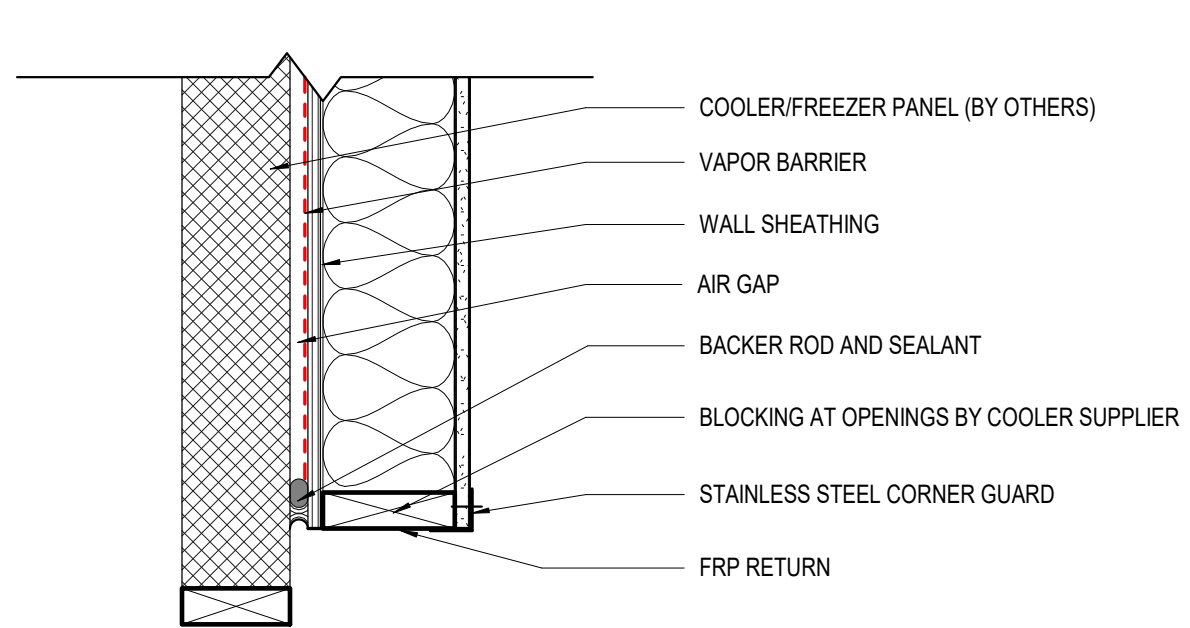
A5.5



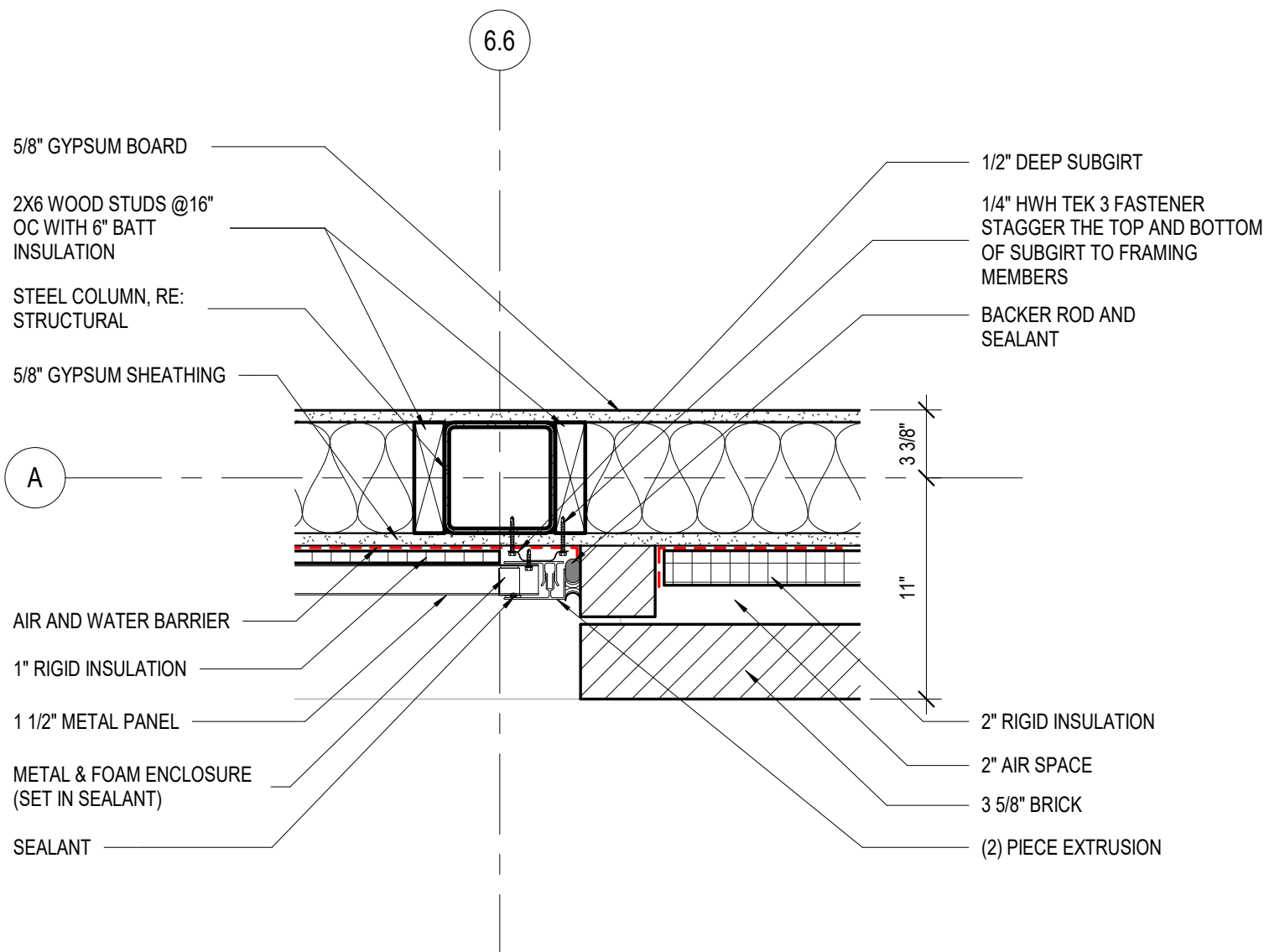
**C3 METAL PANEL CORNER**  
1 1/2" = 1'-0"



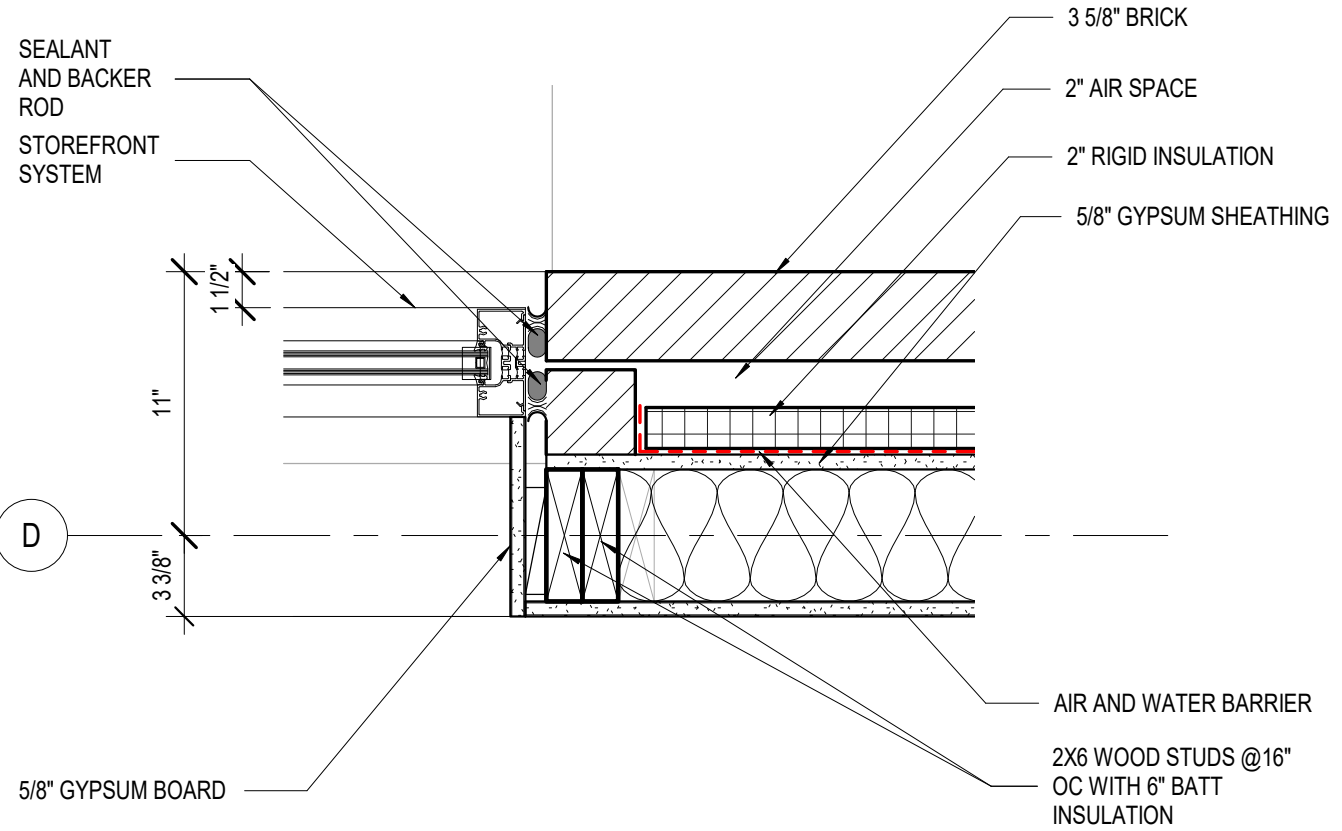
**C2 CONTROL JOINT**  
1 1/2" = 1'-0"



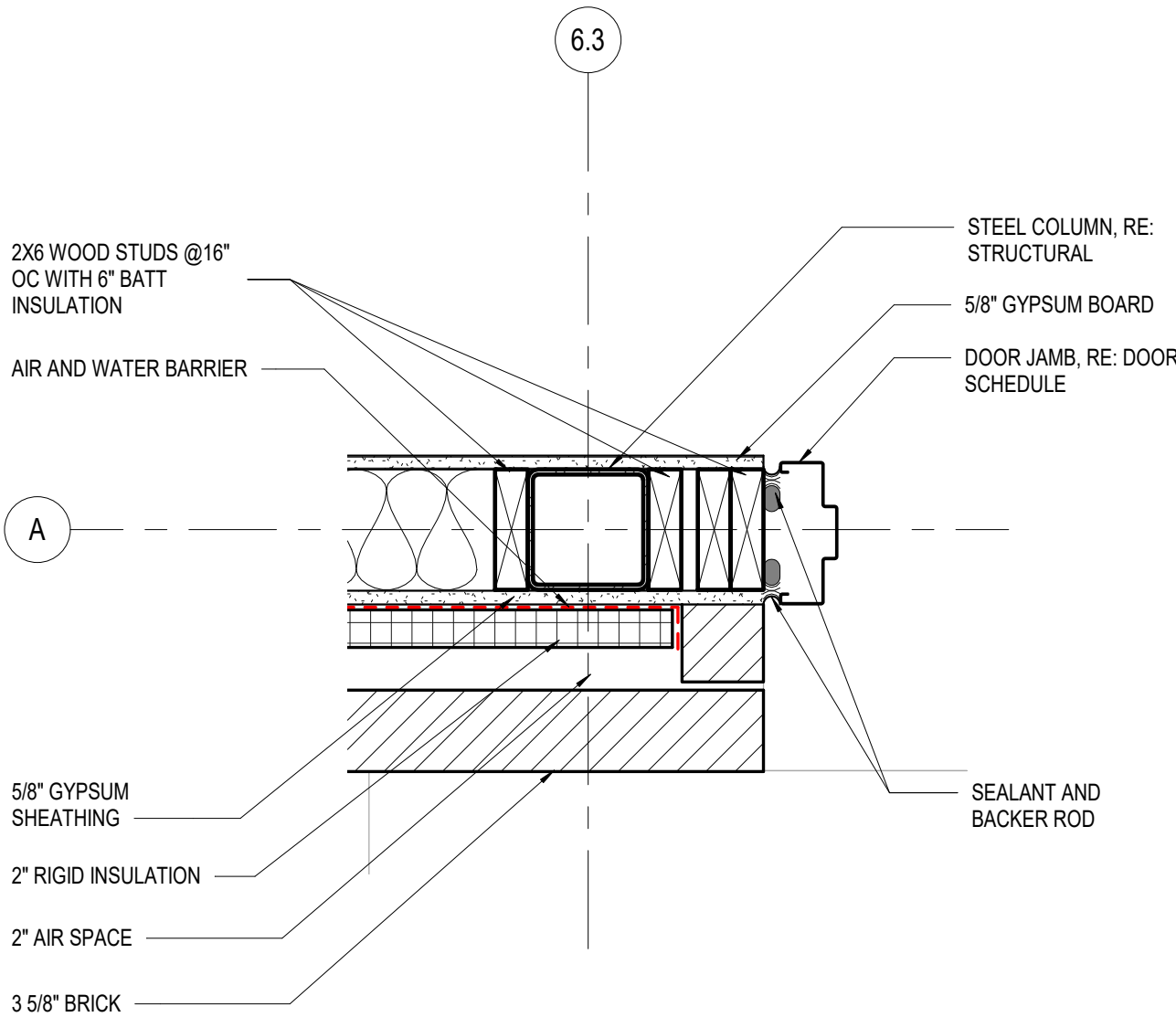
**C1 COOLER JAMB**  
1 1/2" = 1'-0"



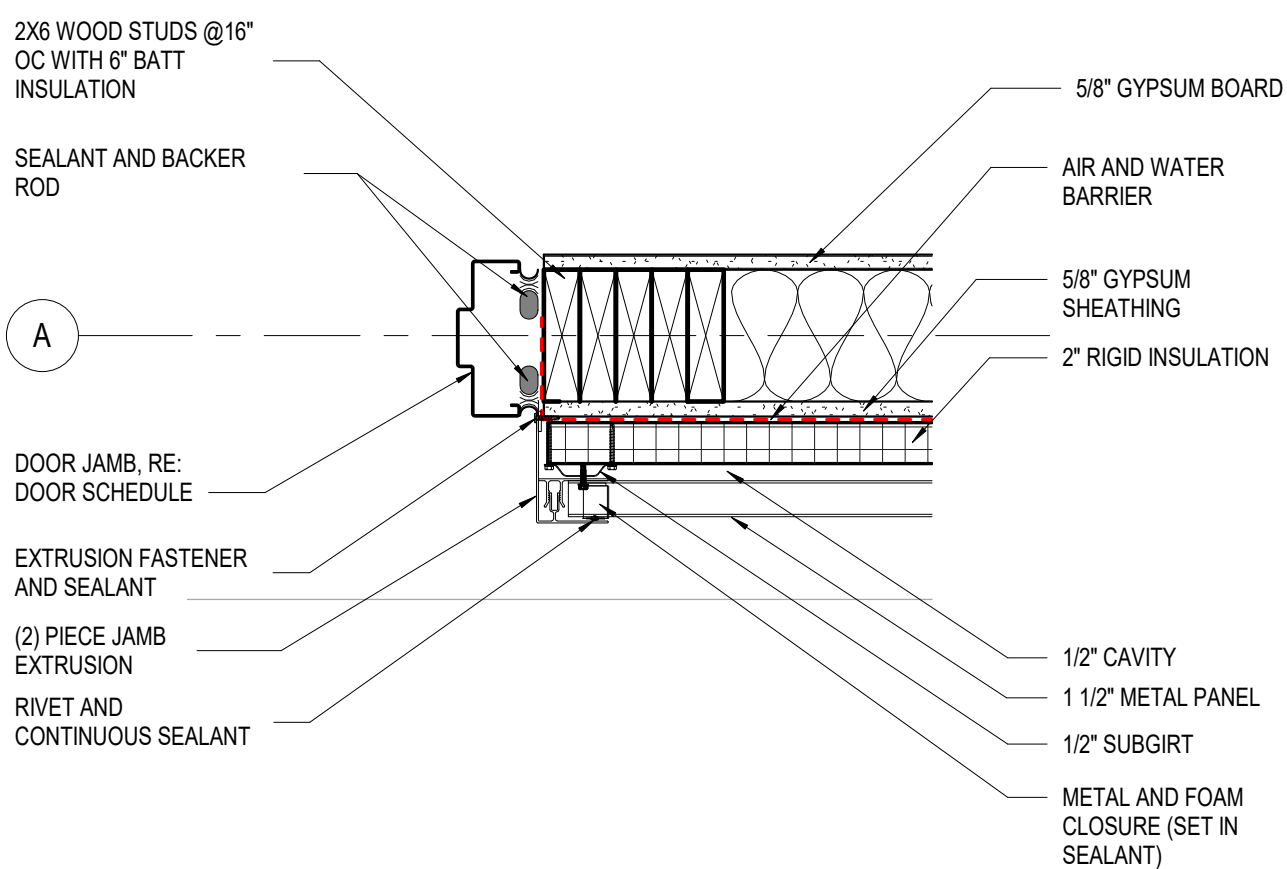
**B2 METAL PANEL WALL AT BRICK VENEER WALL**  
1 1/2" = 1'-0"



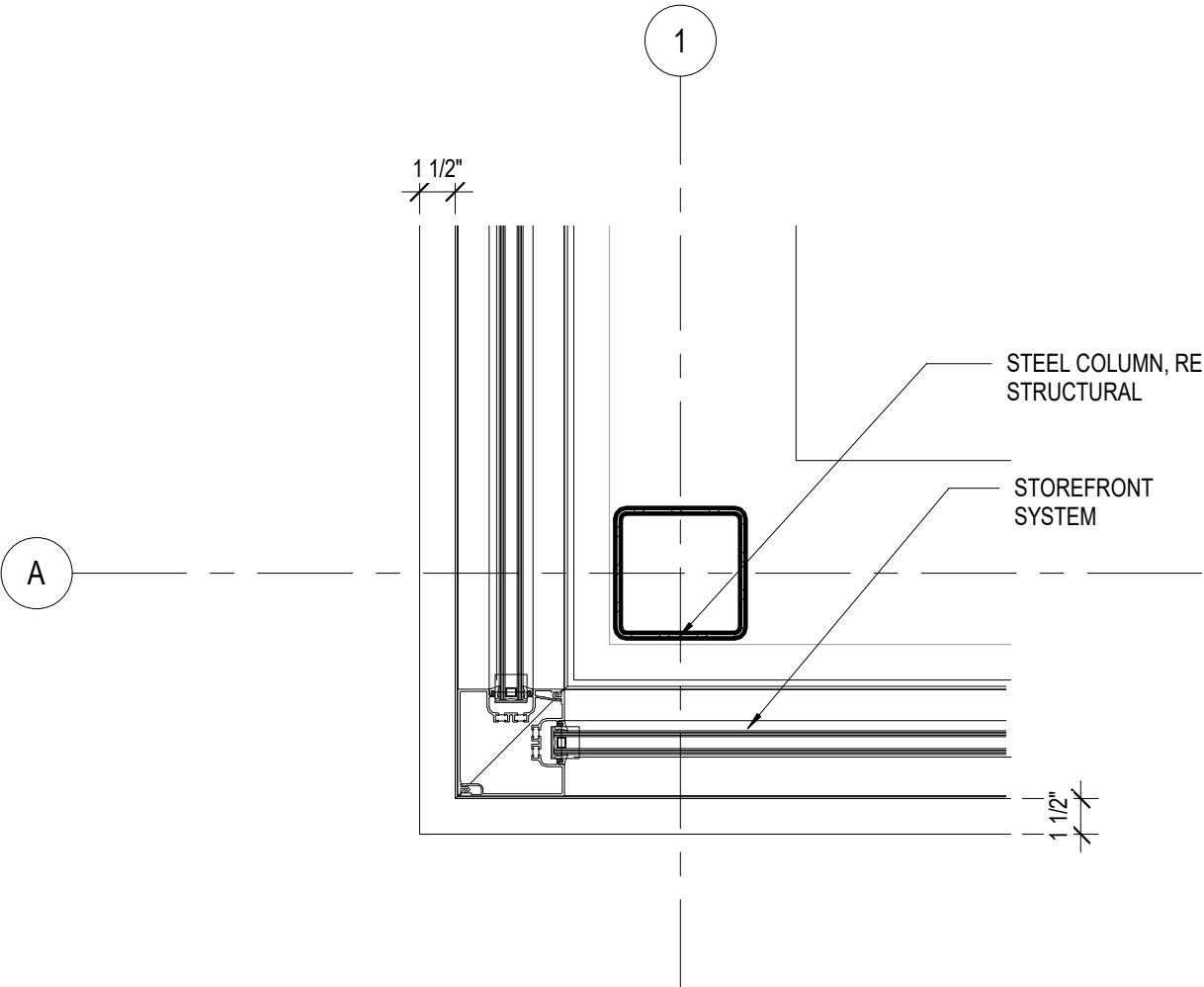
**B1 STOREFRONT JAMB**  
1 1/2" = 1'-0"



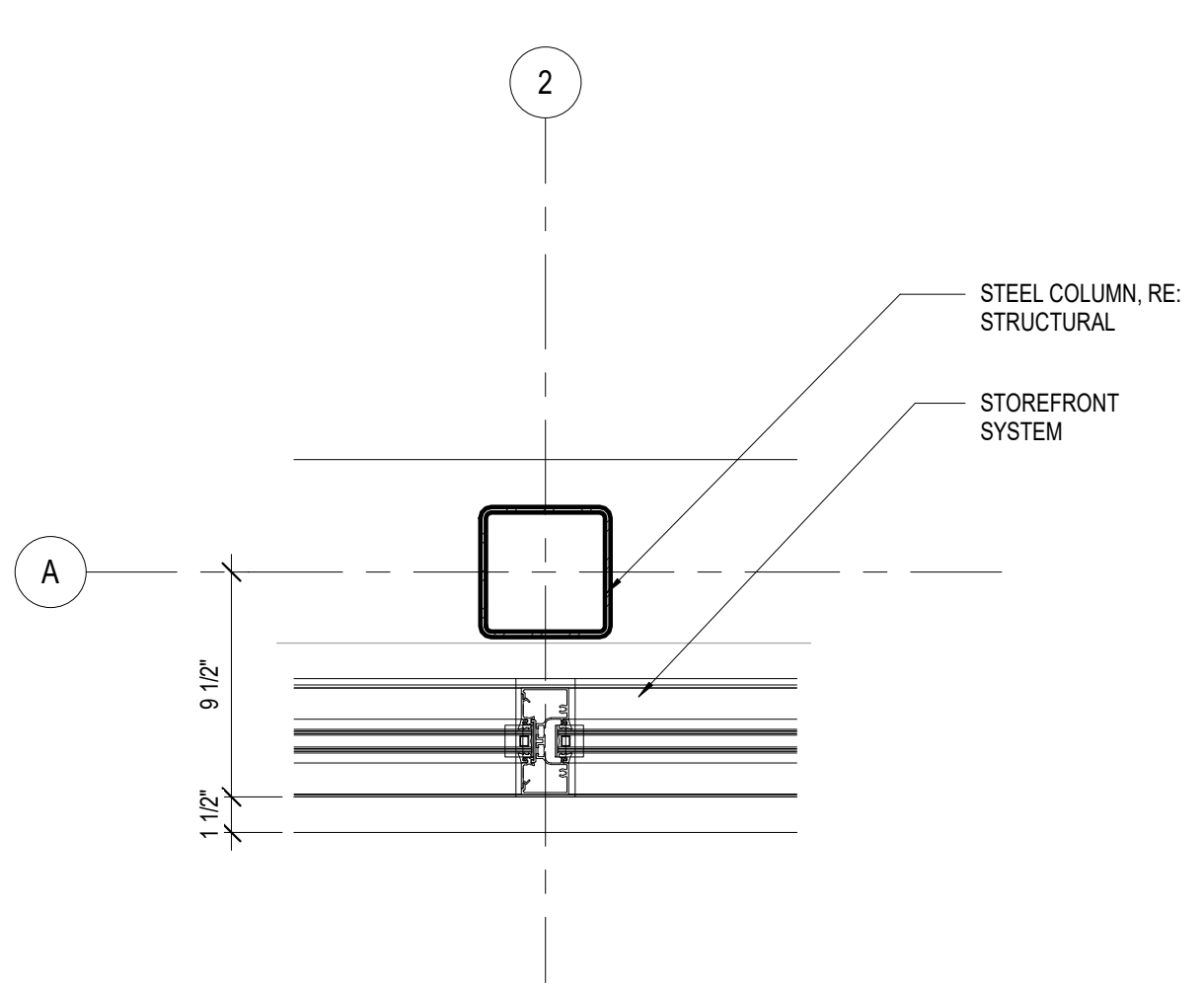
**A4 EXTERIOR DOOR JAMB AT BRICK VENEER WALL**  
1 1/2" = 1'-0"



**A3 EXTERIOR DOOR JAMB AT METAL PANEL**  
1 1/2" = 1'-0"



**A2 COLUMN AT STORERONT**  
1 1/2" = 1'-0"



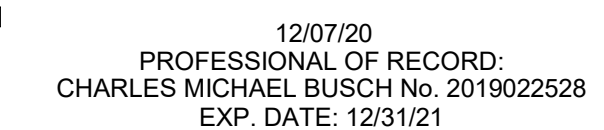
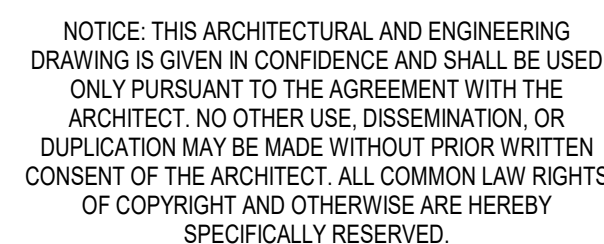
**A1 COLUMN AT STOREFRONT**  
1 1/2" = 1'-0"



**WHATABURGER 20-M  
LEES SUMMIT**

---

1460 NE DOUGLAS ST  
LEE'S SU MMIT, MO



---

Project No.: 40497-01

Client Project No.:

Drawing Title:


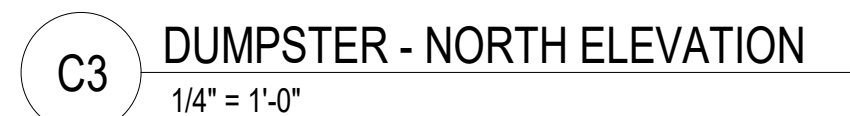
DUMPSTER

---

*Date:* 12/21/20      *Phase:* BID/PERMIT

Designed: \_\_\_\_\_ Drawing No: \_\_\_\_\_

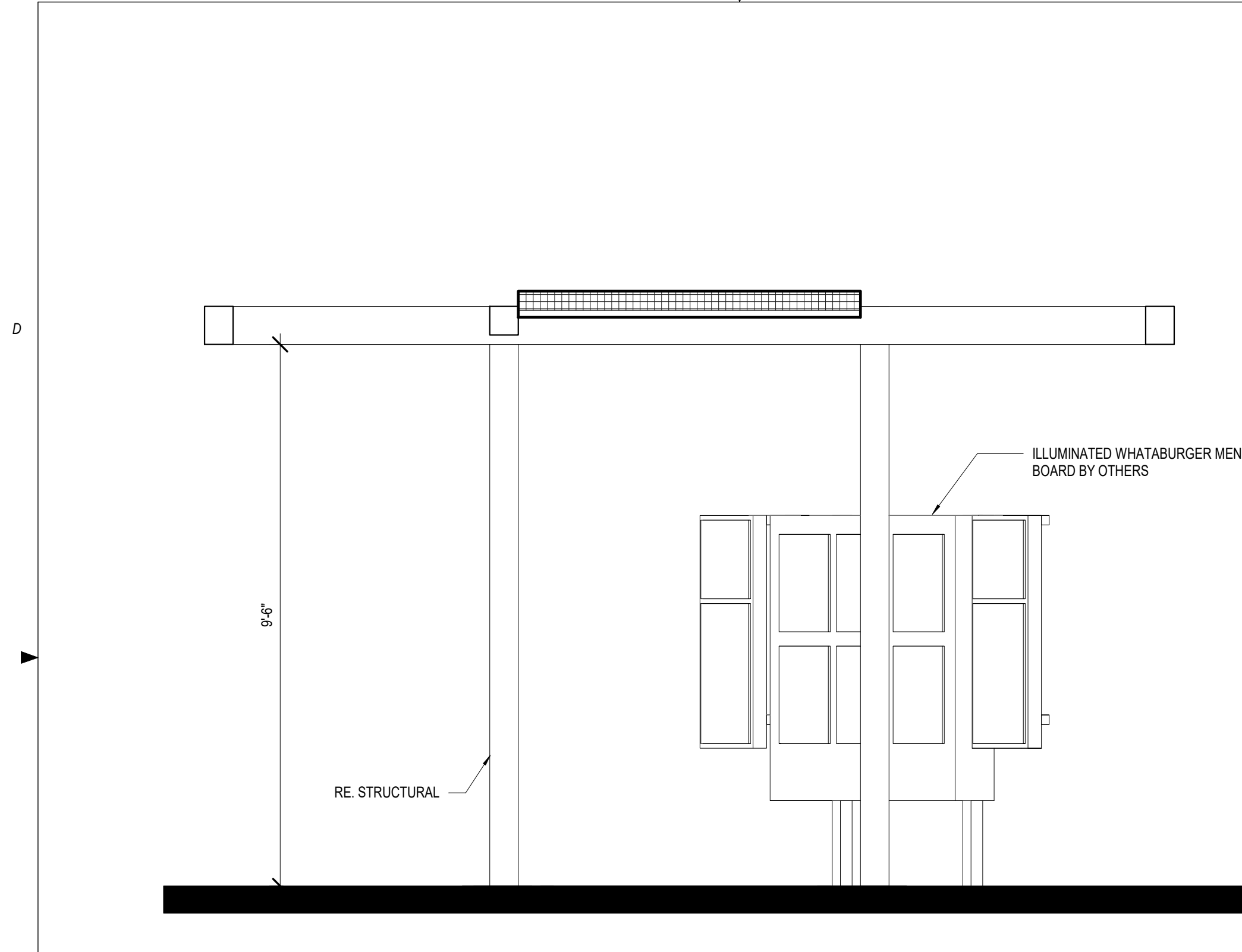
Designed: \_\_\_\_\_ Drawing No.: \_\_\_\_\_  
Drawn: RDM \_\_\_\_\_



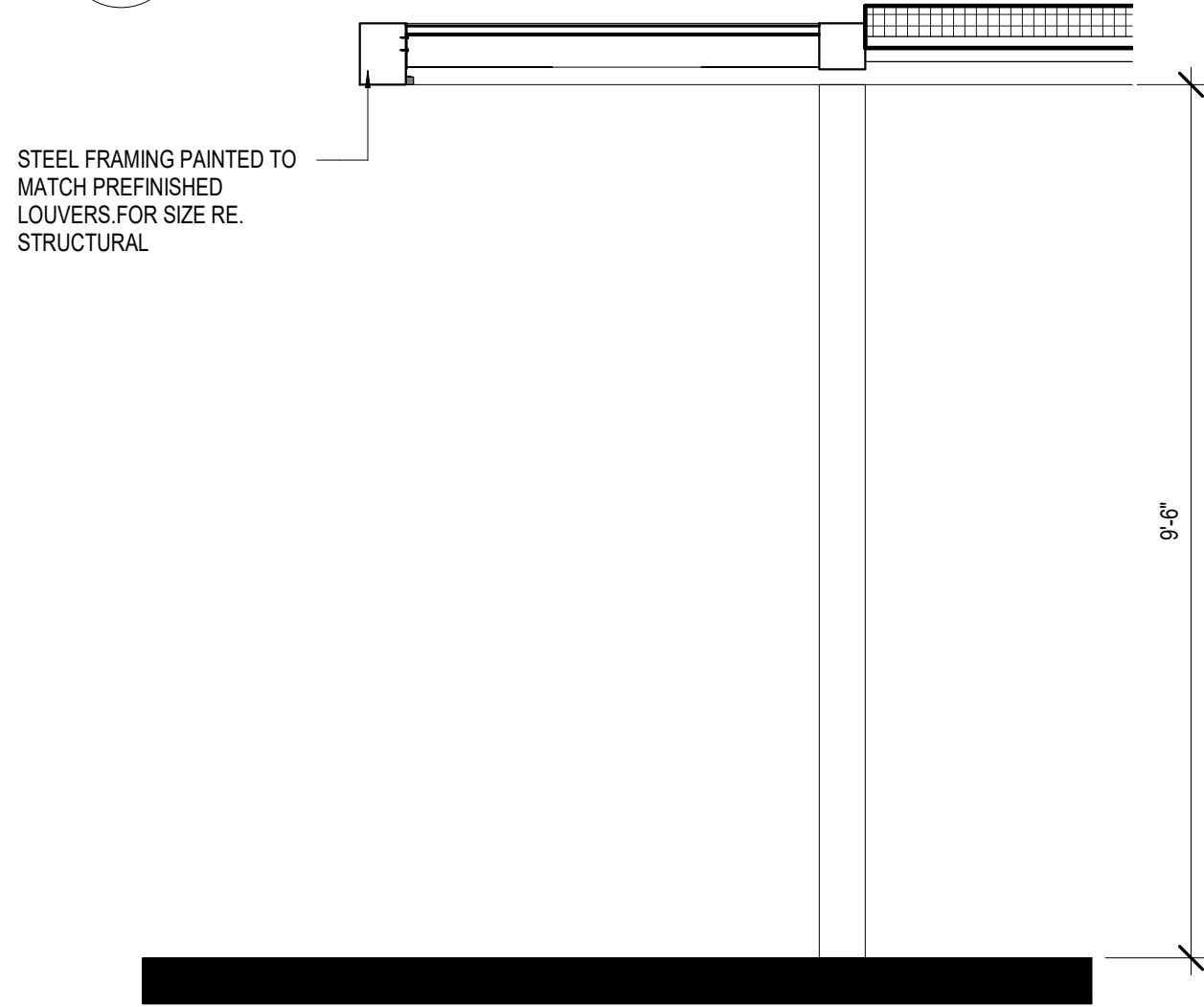


C:\Backup\Revit\WB-Lees Summit\MO\_V16\_ARCH\_210113\_ejaquay.rvt

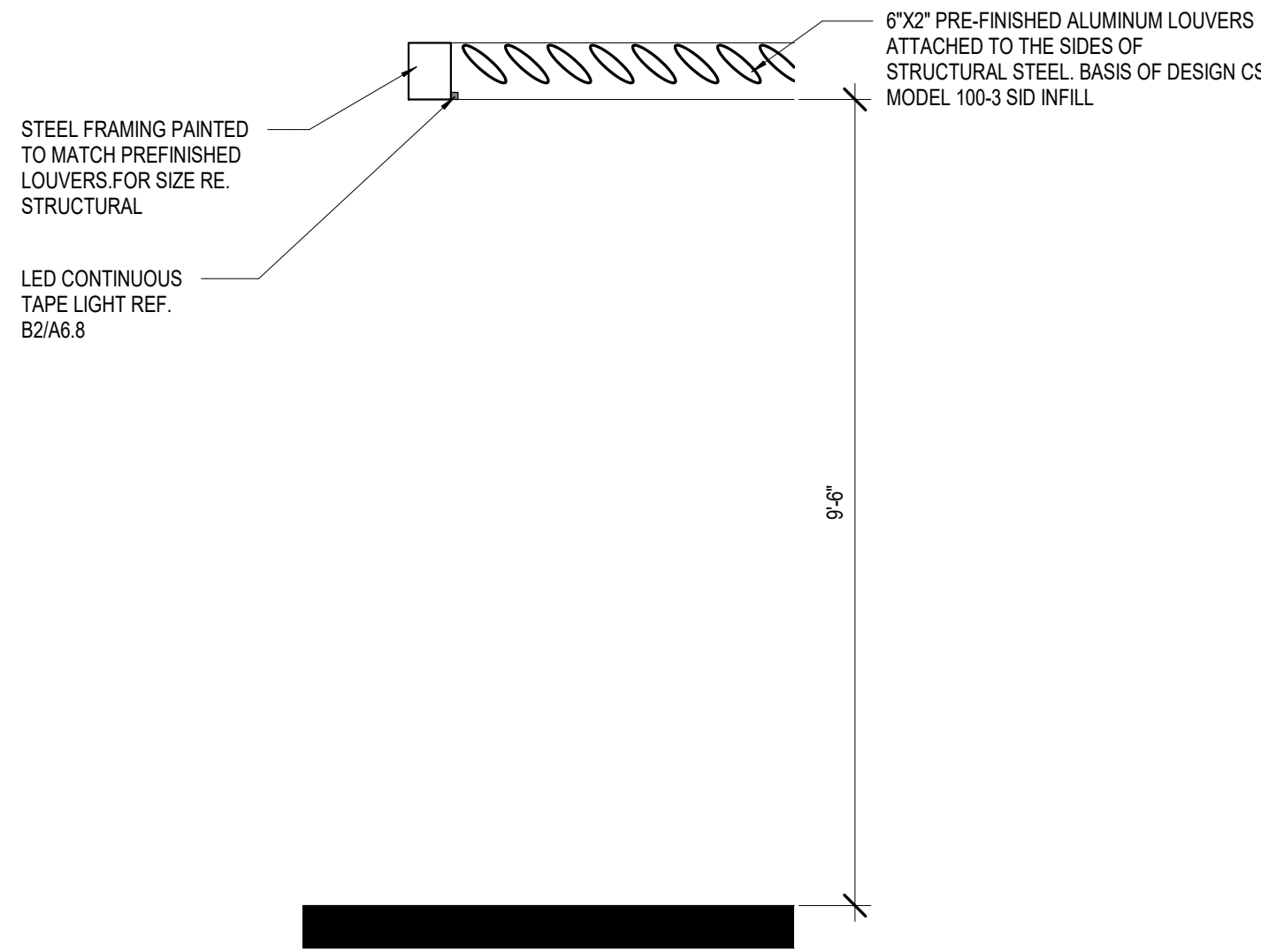
1/27/2021 1:11:58 PM



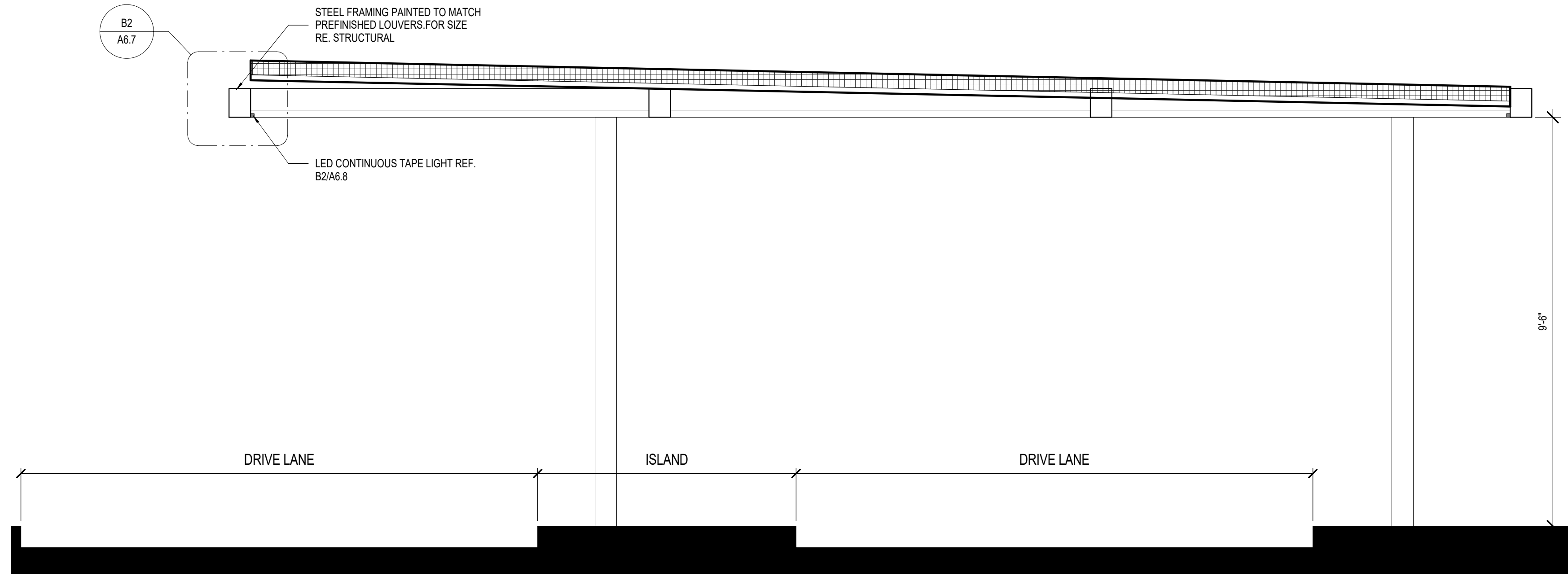
C4 DRIVE-THRU CANOPY - ELEVATION  
1/2" = 1'-0"



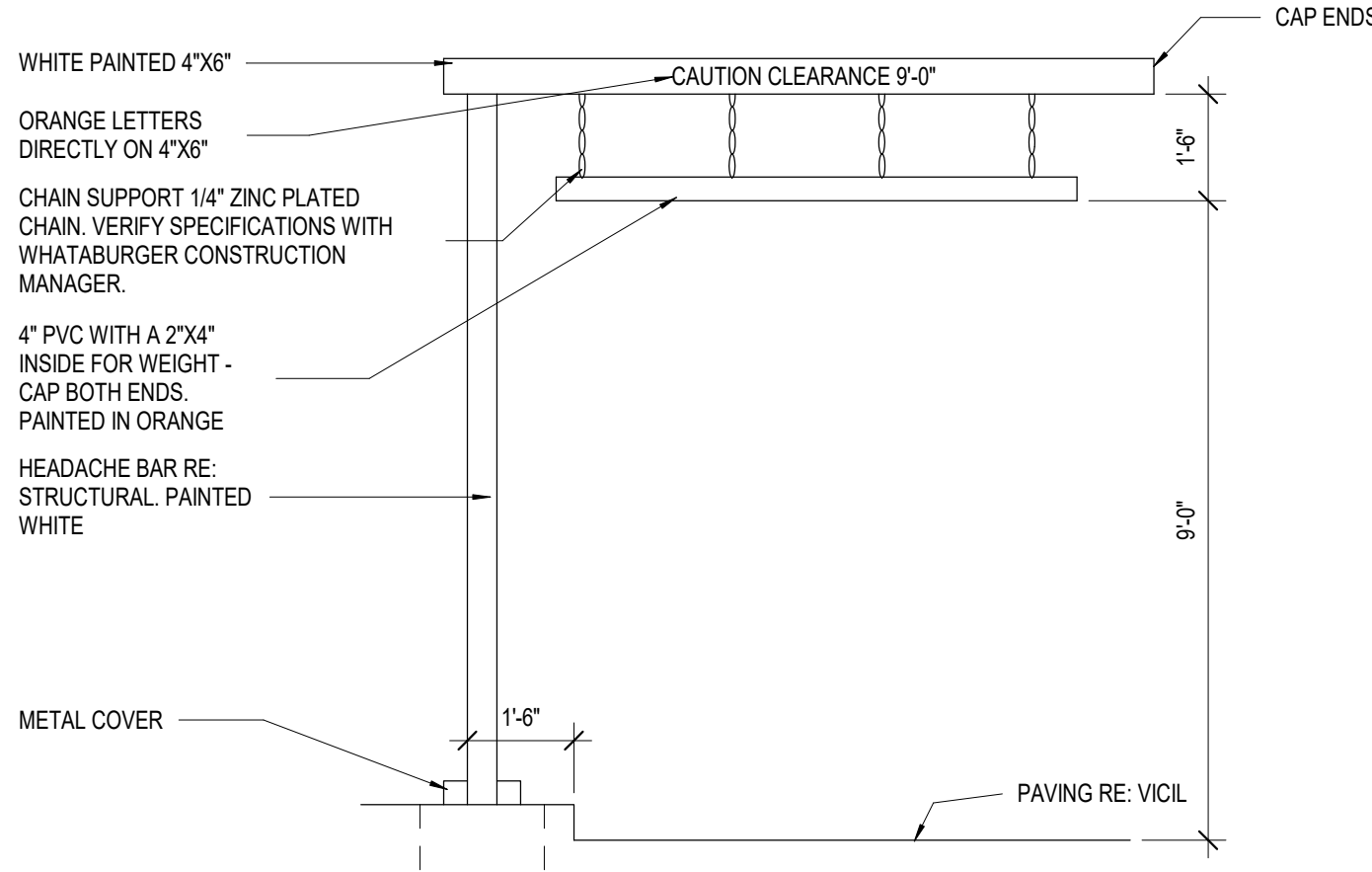
B4 DRIVE-THRU CANOPY - SECTION  
1/2" = 1'-0"



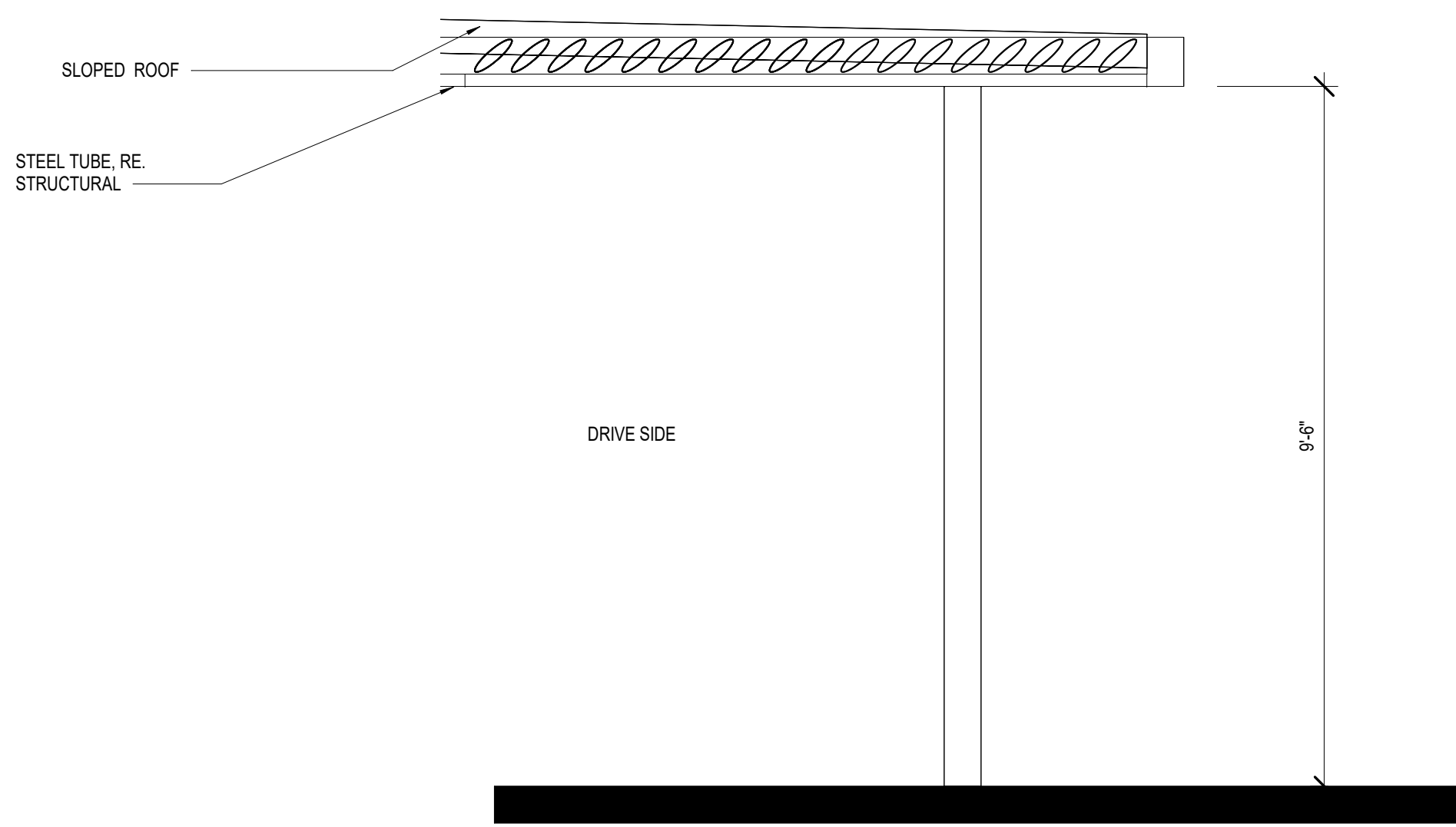
A4 DRIVE-THRU CANOPY - DETAIL  
1/2" = 1'-0"



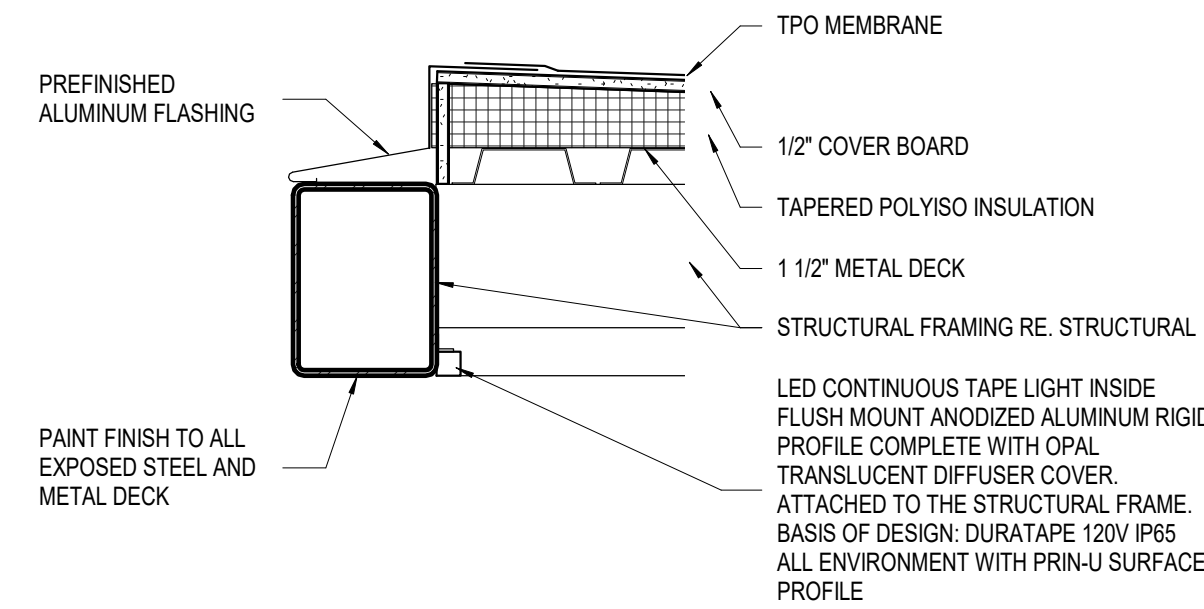
C3 DRIVE-THRU CANOPY - SECTION  
1/2" = 1'-0"



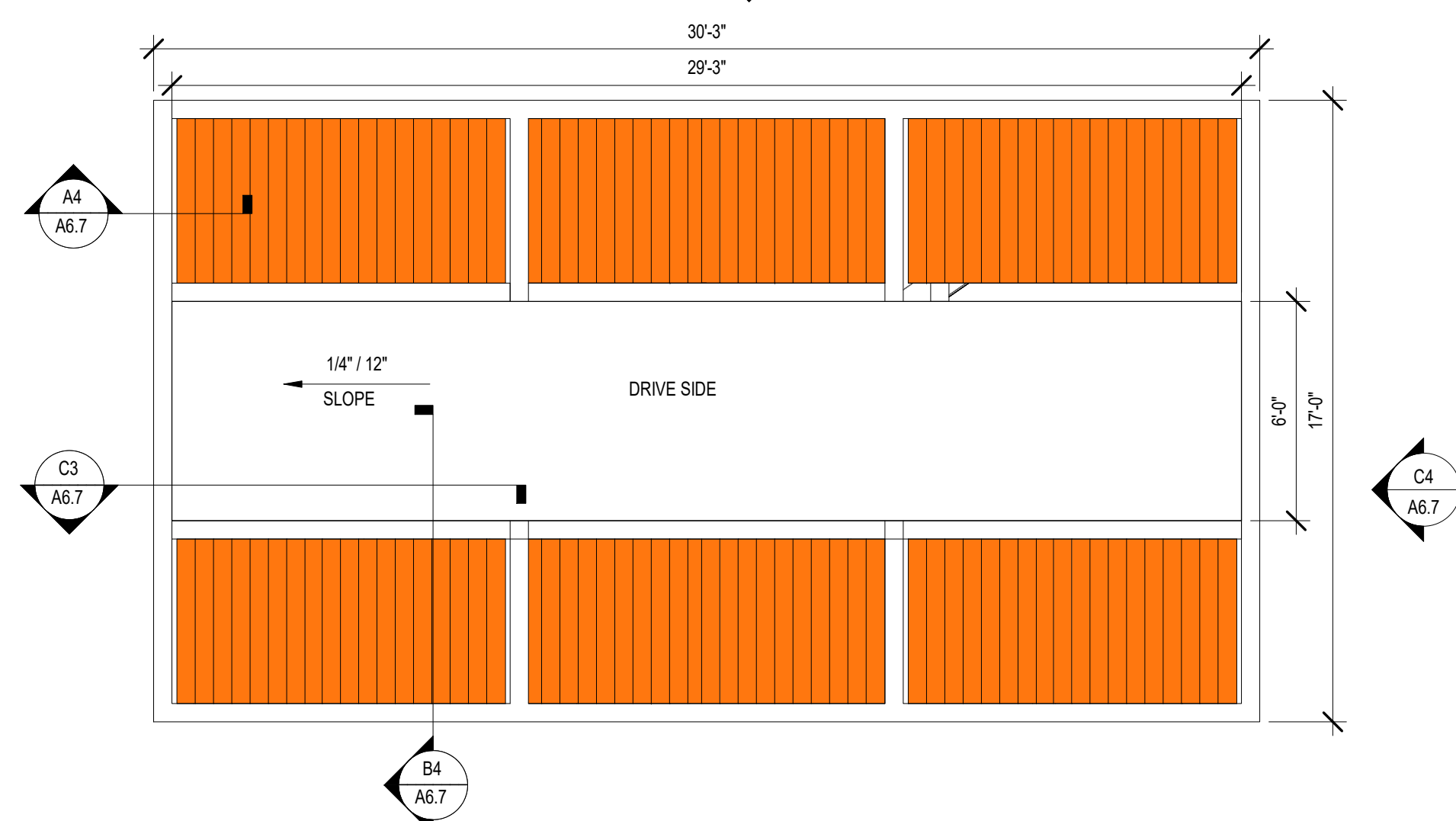
B3 HEADACHE BAR  
3/8" = 1'-0"



A3 DRIVE-THRU CANOPY - SIDE ELEVATION  
1/2" = 1'-0"



B2 DRIVE-THRU CANOPY DETAIL  
1 1/2" = 1'-0"



A2 DRIVE-THRU CANOPY - ENLARGED ROOF PLAN  
1/4" = 1'-0"

NOTE:

- THESE DETAILS ARE FOR REFERENCE ONLY. REF: SIGNAGE PACKAGE FOR ACTUAL DIMENSIONS, FINISHES, ETC.
- ALL FINAL EXTERIOR COLORS TO EQUIPMENT, MATERIALS, ETC. SHALL BE COORDINATED AND VERIFIED WITH THE WHATABURGER DESIGN MANAGER.

RELEASE FOR CONSTRUCTION  
AS NOTED ON PLANS REVIEW  
DEVELOPMENT SERVICES  
LEES SUMMIT, MISSOURI  
12/13/2021

ms

ms consultants, inc.  
engineers, architects, planners  
2221 Schrock Road  
Columbus, Ohio 43229  
p 614.898.7100  
f 614.898.7570  
www.msconsultants.com

WHATABURGER 20-M  
LEES SUMMIT

1460 NE DOUGLAS ST  
LEE'S SU MMIT, MO



NOTICE: THIS ARCHITECTURAL AND ENGINEERING DRAWING IS GIVEN IN CONFIDENCE AND SHALL BE USED ONLY PURSUANT TO THE AGREEMENT WITH THE ARCHITECT. NO OTHER USE, DISSEMINATION, OR DUPLICATION MAY BE MADE WITHOUT PRIOR WRITTEN CONSENT OF THE ARCHITECT. ALL COMMON LAW RIGHTS OF COPYRIGHT AND OTHERWISE ARE HEREBY SPECIFICALLY RESERVED.



04/05/19  
PROFESSIONAL OF RECORD:  
CHARLES MICHAEL BUSCH No. 2019022528  
EXP. DATE: 12/31/21

REV	DESCRIPTION	DATE

Project No.: 40497-01

Client Project No.:

Drawing Title:

DRIVE-THRU CANOPY

Date: 12/21/20 Phase: BID/PERMIT

Designed: --

Drawn: RDM

Checked: CMB

Drawing No.:

A6.7



C:\Backup\Revit\WB-Lees Summit-MO\_V18\_ARCH\_210113\_ejaquay.rvt

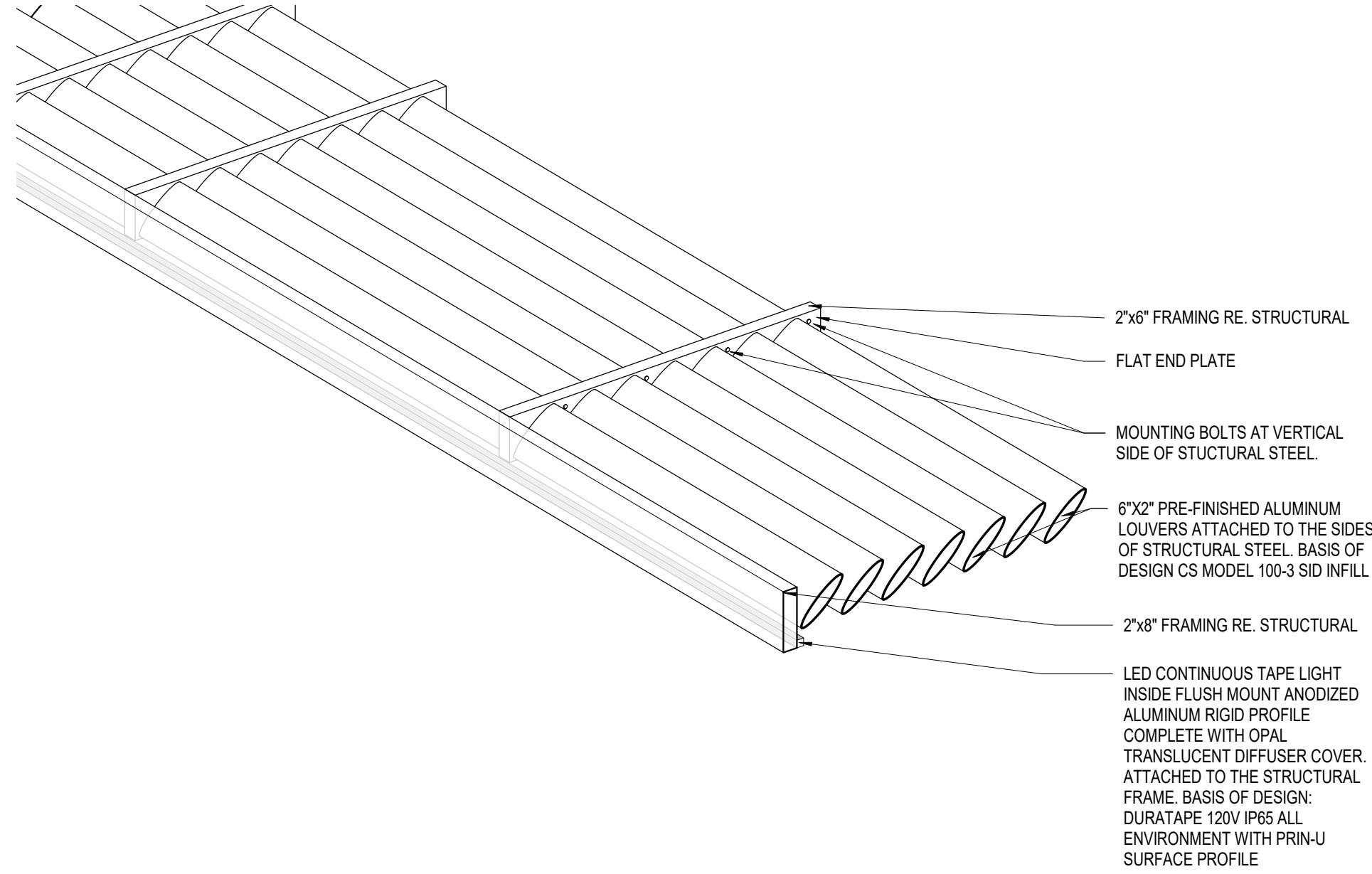
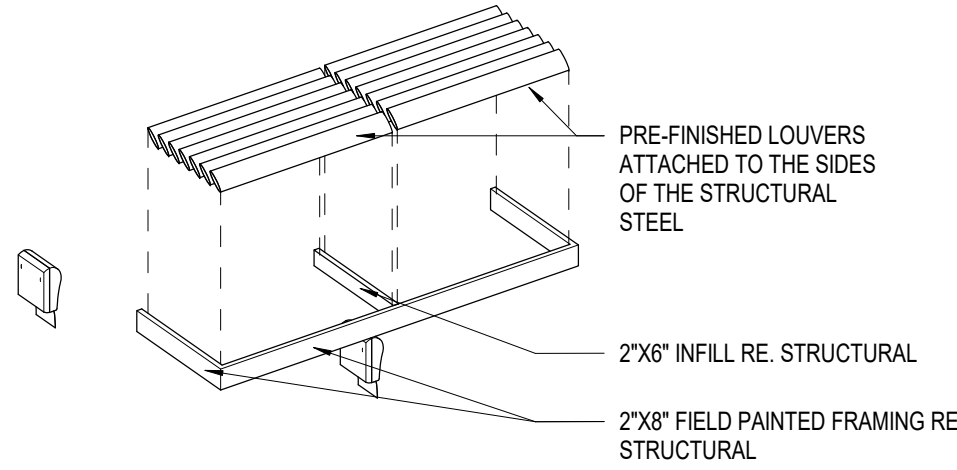
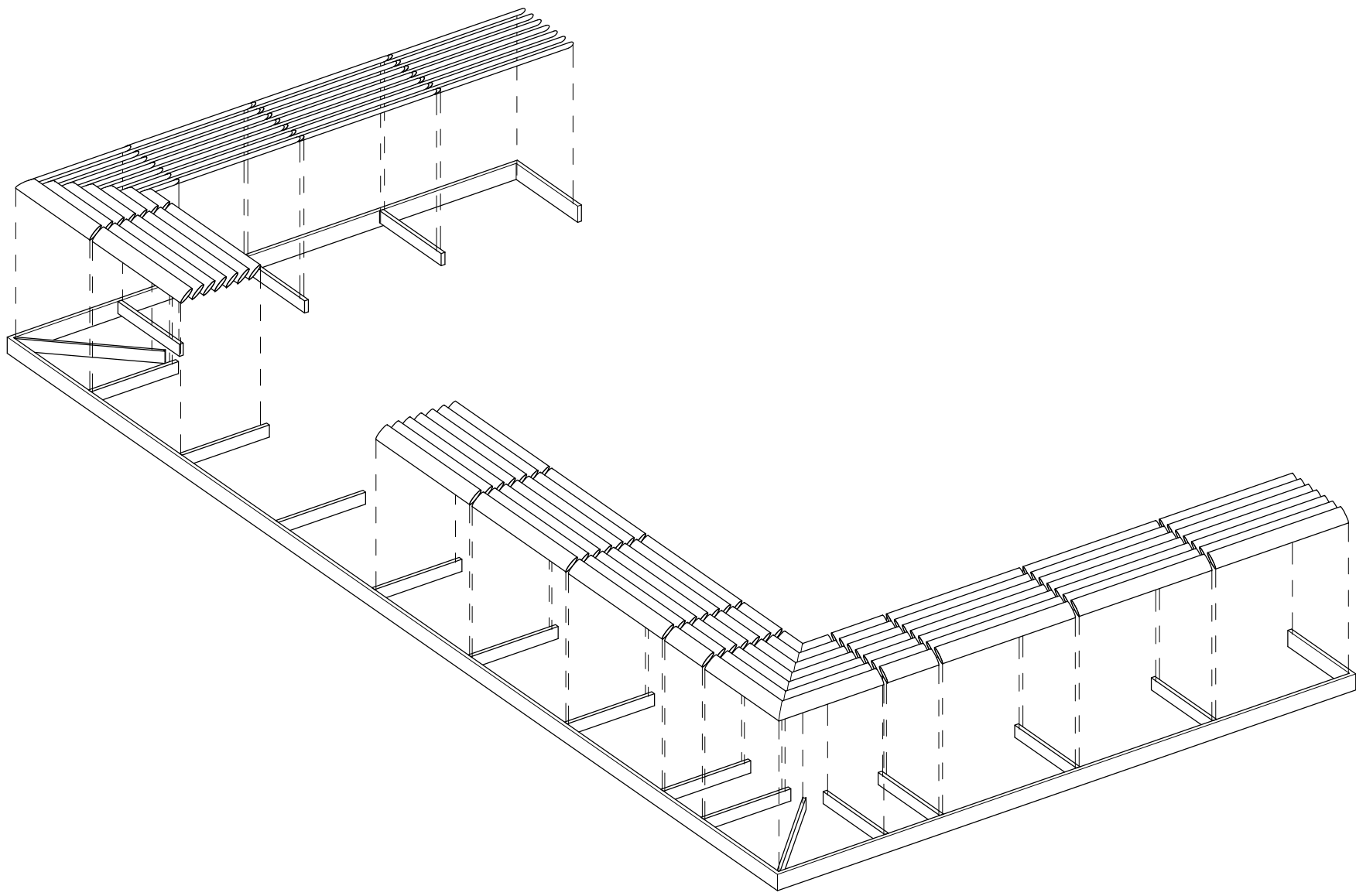
1/27/2021 1:12:02 PM

D

C

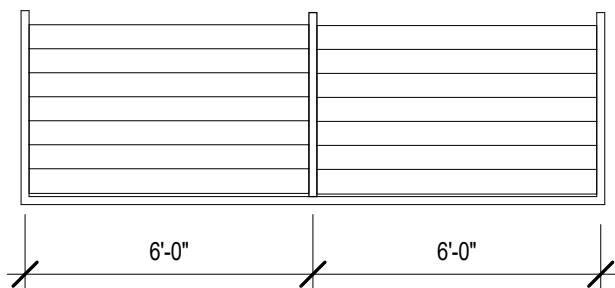
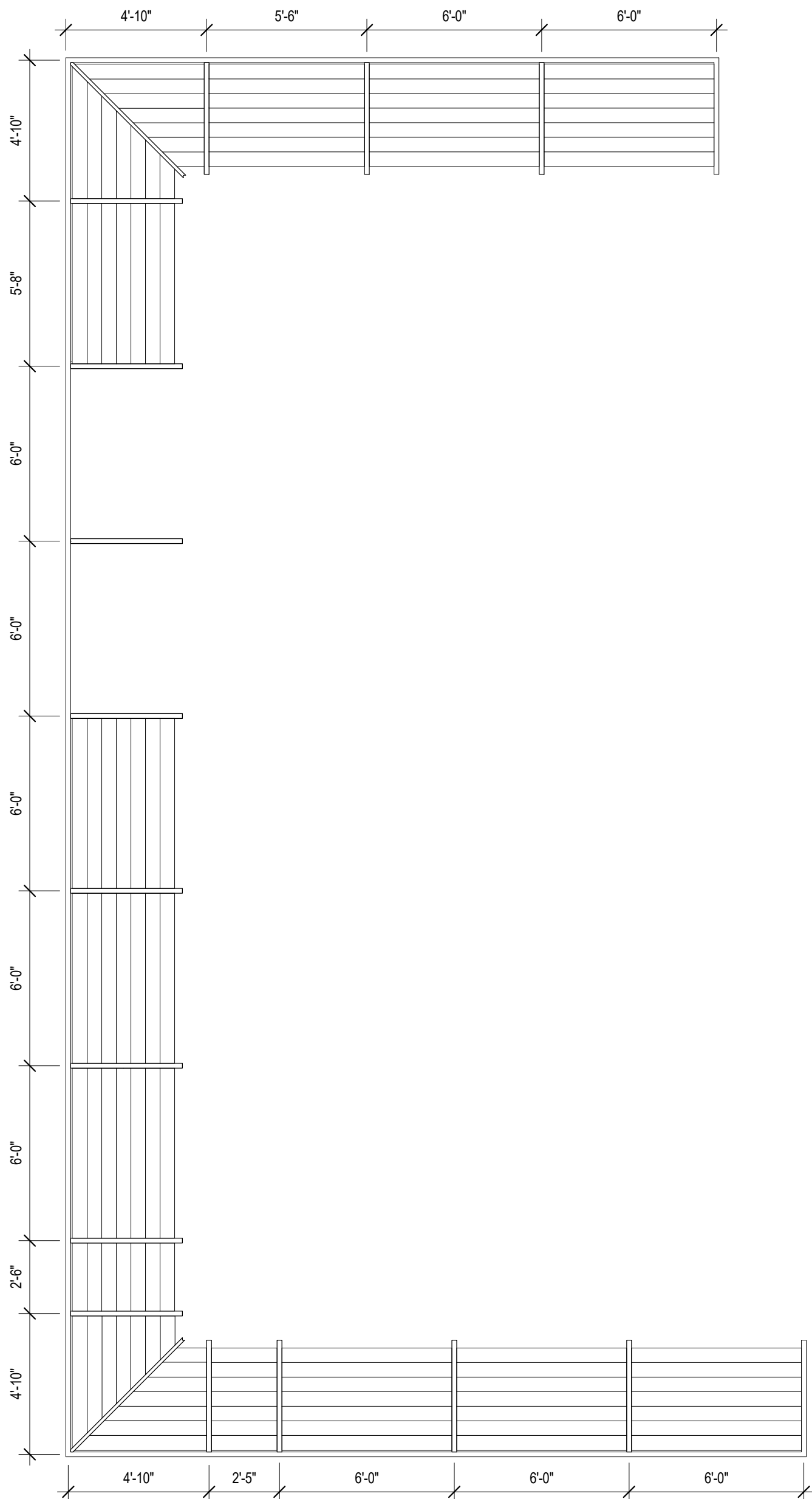
B

A



C4 SUN SHADE CANOPY - ISOMETRIC VIEW

C1 SUN SHADE DETAIL VIEW



A4 SUN SHADE CANOPY - PLAN  
1/4" = 1'-0"

RELEASE FOR  
CONSTRUCTION  
AS NOTED ON PLANS REVIEW  
DEVELOPMENT SERVICES  
LEES SUMMIT, MISSOURI  
01/13/2021



**ms consultants, inc.**  
engineers, architects, planners  
2221 Schrock Road  
Columbus, Ohio 43229  
p 614.898.7100  
f 614.898.7570  
www.msconsultants.com

**WHATABURGER 20-M  
LEES SUMMIT**

1460 NE DOUGLAS ST  
LEE'S SU MMIT, MO



NOTICE: THIS ARCHITECTURAL AND ENGINEERING  
DRAWING IS GIVEN IN CONFIDENCE AND SHALL BE USED  
ONLY PURSUANT TO THE AGREEMENT WITH THE  
ARCHITECT. NO OTHER USE, DISSEMINATION, OR  
DUPLICATION MAY BE MADE WITHOUT PRIOR WRITTEN  
CONSENT OF THE ARCHITECT. ALL COMMON LAW RIGHTS  
OF COPYRIGHT AND OTHERWISE ARE HEREBY  
SPECIFICALLY RESERVED.



04/05/19  
PROFESSIONAL OF RECORD:  
CHARLES MICHAEL BUSCH No. 2019022528  
EXP. DATE: 12/31/21

REV	DESCRIPTION	DATE

Project No.: 40497-01

Client Project No.:

Drawing Title:

**SUN SHADE CANOPY**

Date: 12/21/20

Phase: BID/PERMIT

Designed: --

Drawn: RDM

Checked: CMB

Drawing No.:

A6.8



C:\Backup\Revit\WB-Lees Summit\MO\_V18\_ARCH\_210113\_ejaquay.rvt

1/27/2021 1:12:05 PM

# WHATABURGER PROTOTYPE 20-M

## LEES SUMMIT



OWNER	ARCHITECT/ INTERIOR DESIGN	CIVIL ENGINEER	STRUCTURAL ENGINEER	MECH/ PLUM ENGINEER	ELECTRICAL ENGINEER	LANDSCAPE DESIGN
WHATABURGER 300 CONCORD PLAZA DRIVE SAN ANTONIO, TEXAS 78216	ms CONSULTANTS 2221 SCHROCK ROAD COLUMBUS, OH 43229	ms CONSULTANTS 2221 SCHROCK ROAD COLUMBUS, OH 43229	ms CONSULTANTS 2221 SCHROCK ROAD COLUMBUS, OH 43229	ms CONSULTANTS 2221 SCHROCK ROAD COLUMBUS, OH 43229	ms CONSULTANTS 2221 SCHROCK ROAD COLUMBUS, OH 43229	ms CONSULTANTS 2221 SCHROCK ROAD COLUMBUS, OH 43229



**ms consultants, inc.**  
engineers, architects, planners  
2221 Schrock Road  
Columbus, Ohio 43229  
p 614.898.7100  
f 614.898.7570  
www.msconsultants.com

WHATABURGER 20-M  
LEES SUMMIT

1460 NE DOUGLAS ST  
LEE'S SU MMIT, MO



NOTICE: THIS ARCHITECTURAL AND ENGINEERING  
DRAWING IS GIVEN IN CONFIDENCE AND SHALL BE USED  
ONLY PURSUANT TO THE AGREEMENT WITH THE  
ARCHITECT. NO OTHER USE, DISSEMINATION, OR  
DUPLICATION MAY BE MADE WITHOUT PRIOR WRITTEN  
CONSENT OF THE ARCHITECT. ALL COMMON LAW RIGHTS  
OF COPYRIGHT AND OTHERWISE ARE HEREBY  
SPECIFICALLY RESERVED.



11/08/19  
PROFESSIONAL OF RECORD:  
CHARLES MICHAEL BUSCH No. 2019022528  
EXP. DATE: 12/31/21

REV	DESCRIPTION	DATE

Project No.: 40497-01

Client Project No.:

Drawing Title:

COVER SHEET

Date: 12/21/20

Phase: BID/PERMIT

Designed: --

Drawing No.:

Drawn: RDM

G0.0

Checked: CMB











f 614.8

f 614.8



f 614.8



f 614.8

f 614.8

f 614.8

f 614.8

f 614.8

f 614.8

f 614.8

f 614.8

f 614.8

f 614.8



C:\Backup\Revit\WB-Lees Summit\MO\_V18\_ARCH\_210113\_ejaquay.rvt  
1/27/2021 1:12:19 PM

## FINISH SCHEDULE

KEY	DESCRIPTION	MFG	MODEL/PATTERN	COLOR	SIZE	INSTALLATION NOTES
FLOORING						
T-1	TILE	CROSSVILLE STUDIOS	SHADES	CLAY UPS	12"x24"	INSTALL ASHLAR PATTERN, USE WITH EPOXY GROUT GR-1
T-2	TILE	CROSSVILLE STUDIOS	SHADES	AV247 HAZE UPS	12"x24"	INSTALL ASHLAR PATTERN, USE WITH EPOXY GROUT GR-1
T-3	TILE	EMSER	N/A	MOKUZI SHIRO	8"x36"	INSTALL ASHLAR PATTERN, USE WITH EPOXY GROUT GR-2
T-6	QUARRY TILE	AMERICAN OLEAN	QUARRY TILE	SHADOW GRAY	8"x8"	HAND-TROWELED IN PLACE
BASE						
TB-1	TILE BASE	CROSSVILLE STUDIOS	INTEGRAL COVE BASE	CLAY UPS	4"	STANDARD INTEGRAL COVE BASE AT T-1
TB-2	TILE BASE	CROSSVILLE STUDIOS	INTEGRAL COVE BASE	AV247 HAZE UPS	4"	STANDARD INTEGRAL COVE BASE AT T-2
TB-3	QUARRY TILE BASE	AMERICAN OLEAN	QUARRY TILE BASE	SHADOW GRAY	4"	STANDARD INTEGRAL COVE BASE AT T-6
TB-4	SUBWAY TILE BASE	DALTILE	COLOR WHEEL LINEAR, A34C1A34C1M	ARCTIC WHITE MATTE	4" X 12"	INTEGRAL COVE BASE
WALLS						
FRP-1	FIBERGLASS REINFORCED PANELS	MARLITE	STANDARD FRP P151	LIGHT GRAY	FULL HEIGHT	STANDARD PEBBLE FINISH, FINISH ALL EDGES WITH APPROPRIATE HARMONIZING TRIM
PT-1	FIELD PAINT	SHERWIN WILLIAMS	SW7043	WORLDLY GRAY	N/A	EGGSHELL FINISH
T-4	GEOMETRIC TILE	EMSER TILE	CODE	GRAY TRAPEZIOD	4" X 9"	REFER TO XXXX FOR INSTALLATION, USE WITH EPOXY GROUT GR-2
T-5	SUBWAY TILE	DALTILE	COLOR WHEEL LINEAR	ARCTIC WHITE MATTE	4" X 12"	INSTALL HORIZONTAL ASHLAR PATTERN, USE WITH EPOXY GROUT GR-2
T-7	SUBWAY TILE BULLNOSE	DALTILE	COLOR WHEEL LINEAR, S44C8S44C9	ARCTIC WHITE MATTE	4" X 12"	INSTALL VERTICALLY TO FINISH EXPOSED TILE EDGE
T-8	SUBWAY TILE JOLLY	DALTILE	COLOR WHEEL LINEAR, S1212JS1212J	ARCTIC WHITE MATTE	4" X 12"	INSTALL ON ALL EXTERIOR CORNERS AT T-5
WC-1	OFOI	N/A	N/A	N/A	N/A	OFOI, CUSTOM TYPE II VINYL WALL COVERING
WC-2	OFOI	N/A	N/A	N/A	N/A	OFOI, CUSTOM TYPE II VINYL WALL COVERING
WC-3	OFOI	N/A	N/A	N/A	N/A	OFOI, CUSTOM TYPE II VINYL WALL COVERING
WP-1	WALL PROTECTION	ACROVYN RIGID SHEET	#262	DRIFTWOOD	3' HIGH, .040" THICKNESS	FINISH ALL EDGES WITH COORDINATING ARCOVYN TRIM IN #262 DRIFTWOOD
CEILING						
ACT-1	ACOUSTICAL CEILING TILE	ARMSTRONG	OPTIMA OPEN PLAN 3160B HUMGUARD PLUS	WHITE	48"x48"	SQUARE LAY-IN
ACT-2	ACOUSTICAL CEILING TILE	NATIONAL GYP GRIDSTONE	FIRE-SHIELD CEILING PANEL	WHITE	24" X 24"	SQUARE LAY-IN
PT-2	SOFFIT PAINT	SHERWIN WILLIAMS	SW7047	PORPISE	N/A	FLAT FINISH
PT-3	CEILING PAINT	SHERWIN WILLIAMS	SW7005	PURE WHITE	N/A	FLAT FINISH
PT-4	BULKHEAD PAINT	SHERWIN WILLIAMS	N/A	MATCH WHATABURGER PANTONE ORANGE	N/A	N/A
SOLID SURFACE						
SS-1	SOLID SURFACE	CORIAN	N/A	SILVER GRAY	6MM THICKNESS	EDGES TO BE SQUARE
SS-2	SOLID SURFACE	CORIAN	N/A	DEEP ESPRESSO	6MM THICKNESS	EDGES TO BE SQUARE
SS-3	SOLID SURFACE	CORIAN	N/A	CAMEO WHITE	6MM THICKNESS	EDGES TO BE SQUARE
PLASTIC LAMINATE						
PL-1	PLASTIC LAMINATE	WILSONART	7992-38	PINNACLE WALNUT	N/A	GRAIN TO ALWAYS BE INSTALLED VERTICALLY
MISC.						
GR-1	FLOORING EPOXY GROUT					
GR-2	ACCENT TILE EPOXY GROUT					
TR-1	TILE TRIM	SCHLUTER SYSTEMS	JOLLY	STAINLESS		
TR-2	WALLCOVERING TRIM	FRY REGLET	WALLCOVERING TRIM BASE AND TERMINATION	STAINLESS	N/A	

## WALLCOVERING LEGEND

WC-1



WC-2

WC-3

## GENERAL NOTES - FINISH PLAN

- MATERIALS ON FINISH SCHEDULE MUST BE SUBMITTED TO JACOBS INTERIOR ARCHITECT IN TRIPPLICATE FOR REVIEW AND APPROVAL PRIOR TO ORDERING.
- DEVIATION FROM SPECIFIED MATERIALS AND INSTALLATIONS ARE NOT PERMITTED UNLESS SUBMITTED IN A TIMELY FASHION AND APPROVED BY JACOBS PRIOR TO MODIFICATION.
- UNLESS OTHERWISE NOTED, NEW FLOOR FINISHES TO BE T-1. ALL TILE TO BE SAME DYE LOT WITHIN THEIR OWN TYPE.
- CONTRACTOR TO SUBMIT FULL SIZE SAMPLES OF EACH SPECIFIED TILE. LABEL SAMPLES TO IDENTIFY COLOR, QUALITY OF CONSTRUCTION, MANUFACTURER, PROJECT NAME, AND GENERAL AREA OF INSTALLATION.
- TILE TO TILE THRESHOLD IS TO BE SEAMED UNDER CENTERLINE OF DOOR IN CLOSED POSITION.
- TILE TO SLAB THRESHOLD TO BE SEAMED UNDER CENTERLINE OF DOOR IN CLOSED POSITION. PROVIDE STAINLESS METAL REDUCER STRIP. SUBMIT SAMPLE OF METAL REDUCER STRIP TO JACOBS FOR APPROVAL PRIOR TO INSTALLATION.
- INSTALLED TILE AND ALL OTHER FLOORING FINISHES SHALL BE PROTECTED FOR THE DURATION OF CONSTRUCTION.
- WALL BASE TO BE AN INTEGRAL COVE BASE AND IS TO VISUALLY MATCH THE THE ADJACENT FLOOR TILE BELOW UNLESS NOTED OTHERWISE. FOR EXAMPLE, T-1 FLOORING SHOULD ALWAYS RECIEVE INTEGRAL COVE BASE TB-1. GROUT JOINTS ARE TO ALIGN.
- TOP EDGES OF DISSIMILAR BASE MATERIALS SHALL ALIGN.
- SUBMIT SAMPLES OF EACH SPECIFIED TILE BASE. TILE SAMPLES SHALL BE FULL SIZE OR 12" x 12".
- SUBMIT FULL-SIZE STONE, CERAMIC, OR PORCELAIN FLOOR OR WALL TILE SAMPLES TO JACOBS INTERIOR ARCHITECTS FOR APPROVAL PRIOR TO PURCHASE.
- GROUT COLOR TO BE SELECTED BY DESIGN PROFESSIONAL FOR THE INSTALLATION OF STONE AND HARDSURFACE FLOOR OR WALL TILES. SUBMIT SAMPLES TO JACOBS INTERIOR ARCHITECTS FOR APPROVAL. TO BE EQUAL TO MAPEI EPOXY GROUT. GROUT JOINTS TO BE SEALED.
- UNLESS OTHERWISE NOTED, NEW HOLLOW METAL DOOR FRAMES TO BE FINISHED PT-1. SEMI-GLOSS FINISH.
- UNLESS OTHERWISE NOTED, NEW GWB TO BE FINISHED PT-1. EGGSHELL FINISH, WITH LOW VOC.
- UNLESS OTHERWISE NOTED, CLOSETS TO BE FINISHED TO MATCH ADJOINING SPACE.
- WHERE CERAMIC, PORCELAIN, STONE, OR GLASS TILE IS SCHEDULED, COMPLY WITH REQUIREMENTS OF LATEST EDITION OF TILE COUNCIL OF NORTH AMERICA'S "HANDBOOK FOR CERAMIC, GLASS AND STONE TILE INSTALLATION" AND MANUFACTURER'S GUIDELINES.
- WHERE CERAMIC, PORCELAIN, STONE, OR GLASS TILE IS SCHEDULED, ALL EXPOSED EDGES SHALL RECIEVE A SCHLUTER EDGE. EXPOSED TILE EDGES ARE NOT ALLOWED.
- FINISHING AT GWB TO BE ONE COAT OF INTERIOR LATEX BASE PRIMER COAT AND TWO COATS OF INTERIOR LATEX BASE PAINT. PRIMER COAT TO BE TINTED SIMILAR TO FINISH COAT COLOR. FINISH TO BE EGGSHELL, WITH LOW VOC. UNLESS OTHERWISE NOTED.
- FINISHING AT METAL SURFACES AND DOOR FRAMES TO BE ONE COAT BASE PRIMER AND TWO COATS BASE PAINT. PRIMER COAT TO BE TINTED SIMILAR TO FINISH COAT. PROVIDE ADDITIONAL COATS TO CONCEAL BASE MATERIAL. FINISH TO BE SEMI-GLOSS. REFER TO FINISH SCHEDULE FOR ADDITIONAL INFORMATION.
- SUBMIT 12" x 12" SAMPLES OF EACH SPECIFIED PAINT COLOR AND FINISH TO JACOBS FOR APPROVAL PRIOR TO INSTALLATION.
- ALL WALLCOVERING IS OWNER FURNISHED OWNER INSTALLED (OFOI).
- SURFACES SCHEDULED TO RECEIVE WALLCOVERING ARE TO BE PRIMED ACCORDING TO WALLCOVERING MANUFACTURER'S RECOMMENDATIONS PRIOR TO INSTALLATION. WALLCOVERING INSTALLATION TO BE FREE FROM BUCKLES, BUSTERS, WRINKLES, LOOSE EDGES, OPEN SEAMS OR STAINS. CONTRACTOR TO USE NEW BLADE FOR EACH WALLCOVERING CUT REQUIRED ON SITE.
- UNLESS OTHERWISE NOTED, NEW CEILINGS TO BE ACT-1.
- UNLESS OTHERWISE NOTED, GWB CEILINGS AND SOFFITS TO BE PAINTED CEILING WHITE, FLAT FINISH. REFER TO FINISH SCHEDULE.
- MATERIAL AND FABRICATION OF MILLWORK SHALL BE IN ACCORDANCE WITH THE ARCHITECTURAL WOODWORKING INSTITUTE (AWI) STANDARDS OF CONSTRUCTION FOR PREMIUM GRADE MILLWORK AS A MINIMUM CRITERIA.
- HIGH PRESSURE DECORATIVE LAMINATE (HPDL) WORK SHALL COMPLY WITH AWI SECTION 400. LAMINATE SUBSTRATE SHALL BE MEDIUM DENSITY PARTICLE BOARD OR MEDIUM DENSITY FIBERBOARD. HPDL TYPE 'VGS' SHALL BE USED ON HORIZONTAL SURFACES. HPDL TYPE 'VGS' SHALL BE USED ON VERTICAL SURFACES. CABINET INTERIORS SHALL RECEIVE THERMOSET DECORATIVE OVERLAY (MELAMINE) IN WHITE. SHELVING SHALL COMPLY WITH AWI SECTION 600.
- PROVIDE 135 DEGREE, FRAMELESS CONCEALED HINGES (EUROPEAN STYLE) AND HEAVY-DUTY, FULL-EXTENSION DRAWER GLIDES ONLY. WHERE MILLWORK IS ADJACENT TO PERPENDICULAR PARTITION OR OBSTRUCTION, PROVIDE 94 DEGREE OPEN ANGLE HINGE AT CABINET DOORS THAT SWING INTO OBSTRUCTION, TYPICAL. HARDWARE AND GLIDE CUT SHEETS SHALL BE SUBMITTED WITH SHOP DRAWINGS FOR APPROVAL.
- CABINETS SHALL BE INSTALLED WITH CONCEALED HANGING METHODS ONLY.
- EXPOSED FINISHED SURFACES (JAMBS, SOFFITS, COUNTERTOPS, CABINETRY, ETC.) SHALL BE PROTECTED WITH DROP CLOTHS OR CARDBOARD ENCLOSURES FOR THE DURATION OF CONSTRUCTION TO PREVENT DAMAGE, AND WEAR.
- WARRANTY INFORMATION (PROVIDED BY MANUFACTURER AND SUBCONTRACTORS) AND MANUFACTURER TECHNICAL DATA (CARE AND MAINTENANCE) FOR MATERIALS ON FINISH SCHEDULE SHALL BE SUBMITTED TO OWNER'S REPRESENTATIVE PRIOR TO JOB COMPLETION.
- PROVIDE 5% OF ATTIC STOCK, BUT NOT LESS THAN ONE FULL BOX, BUCKET, OR ROLL, FOR THE FOLLOWING MATERIALS: CERAMIC TILE, QUARRY TILE, PORCELAIN TILE, EACH PAINT COLOR, FRP, WALL PROTECTION, AND ACOUSTICAL CEILING TILES.

## KEYNOTE LEGEND

136	PROVIDE SWEEPED CONCRETE WHERE NO FLOOR FINISH IS REQUIRED.
138	PROVIDE ZINC STRIP AT TRANSITION.
140	INSTALL PF-1 UNDER DRINK EQUIPMENT
501	ALIGN WALL TILE WITH MILLWORK EDGE.
502	EDGE OF FLOORING TO ALIGN WITH SOFFIT ABOVE.

## FINISH SYMBOLS

	KEYNOTE
	FLOORING INSTALL DIRECTION
	FINISH CODE INDICATION
	ORIENTATION OF FINISHES
	ACCENT WALL
	FRP

RELEASE FOR  
CONSTRUCTION  
AS NOTED ON PLANS REVIEW  
DEVELOPMENT SERVICES  
LEES SUMMIT, MISSOURI  
03/13/2021



**ms consultants, inc.**  
engineers, architects, planners  
2221 Schrock Road  
Columbus, Ohio 43229  
p 614.898.7100  
f 614.898.7570  
www.msconsultants.com

**WHATABURGER 20-M  
LEES SUMMIT**

1460 NE DOUGLAS ST  
LEES SUMMIT, MO



NOTICE: THIS ARCHITECTURAL AND ENGINEERING DRAWING IS GIVEN IN CONFIDENCE AND SHALL BE USED ONLY PURSUANT TO THE AGREEMENT WITH THE ARCHITECT. NO OTHER USE, DISSEMINATION, OR DUPLICATION MAY BE MADE WITHOUT PRIOR WRITTEN CONSENT OF THE ARCHITECT. ALL COMMON LAW RIGHTS OF COPYRIGHT AND OTHERWISE ARE HEREBY SPECIFICALLY RESERVED.



03/28/19  
PROFESSIONAL OF RECORD:  
CHARLES MICHAEL BUSCH No. 2019022528  
EXP. DATE: 12/31/21

REV	DESCRIPTION	DATE

Project No.: 40497-01

Client Project No.:

Drawing Title:

**FINISH PLAN**

Date: 12/21/20 Phase: BID/PERMIT

Designed: --

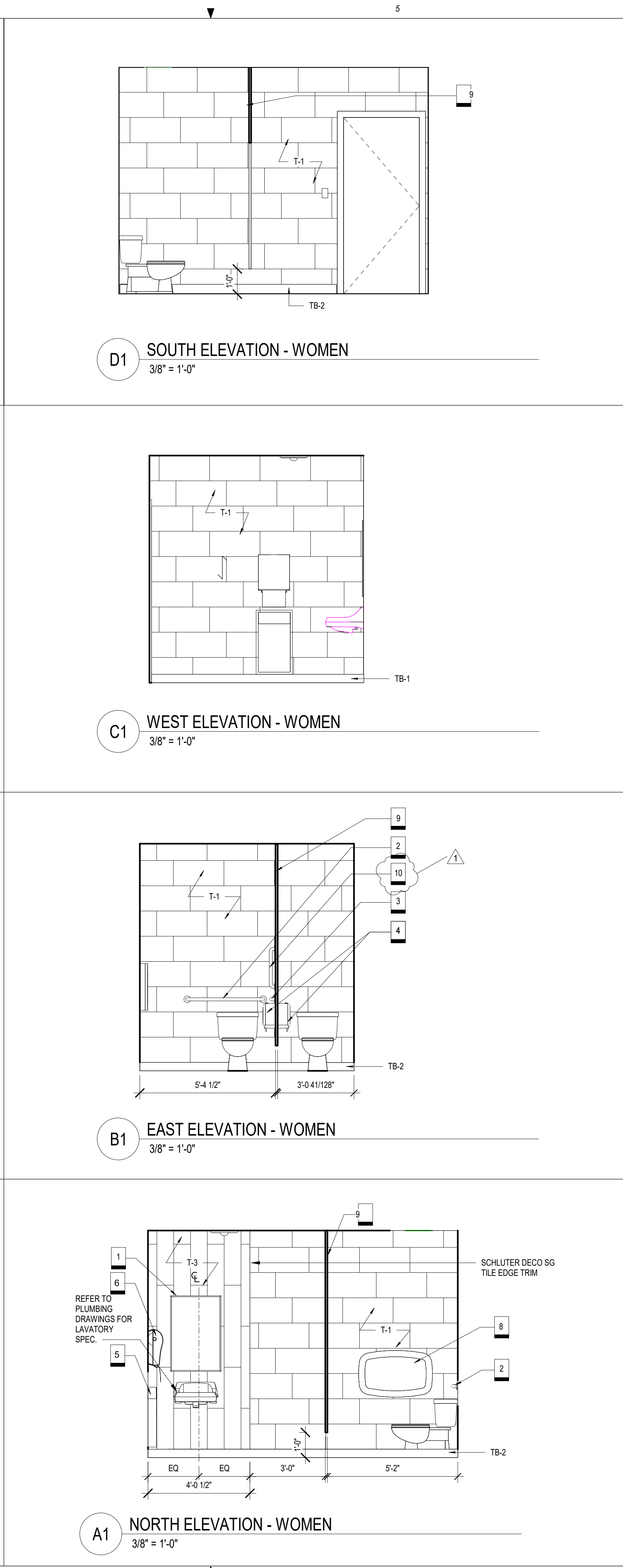
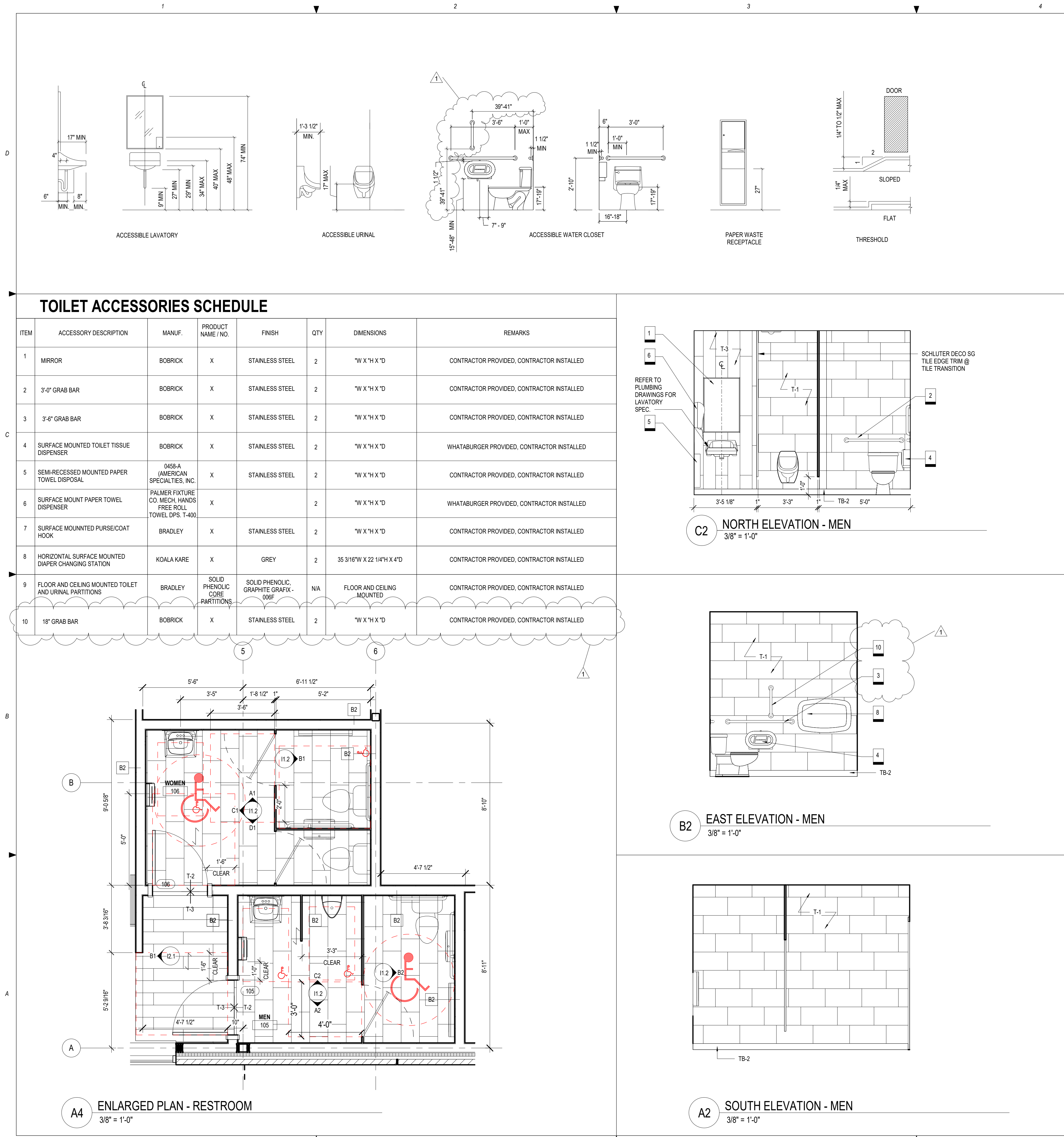
Drawn: RDM

Checked: CMB

Drawing No.:  
**10.1**



C:\Backup\Revit\WB-Lees Summit\MO\_V16\_ARCH\_210113\_ejaquay.rvt  
1/27/2021 1:12:29 PM



RELEASE FOR CONSTRUCTION  
AS NOTED ON PLANS REVIEW  
DEVELOPMENT SERVICES  
LEES SUMMIT, MISSOURI  
01/13/2021

**ms consultants, inc.**  
engineers, architects, planners  
2221 Schrock Road  
Columbus, Ohio 43229  
p 614.898.7100  
f 614.898.7570  
www.msconsultants.com

WHATABURGER 20-M  
LEES SUMMIT

1460 NE DOUGLAS ST  
LEES SUMMIT, MO



NOTICE: THIS ARCHITECTURAL AND ENGINEERING DRAWING IS GIVEN IN CONFIDENCE AND SHALL BE USED ONLY PURSUANT TO THE AGREEMENT WITH THE ARCHITECT. NO OTHER USE, DISSEMINATION, OR DUPLICATION MAY BE MADE WITHOUT PRIOR WRITTEN CONSENT OF THE ARCHITECT. ALL COMMON LAW RIGHTS OF COPYRIGHT AND OTHERWISE ARE HEREBY SPECIFICALLY RESERVED.



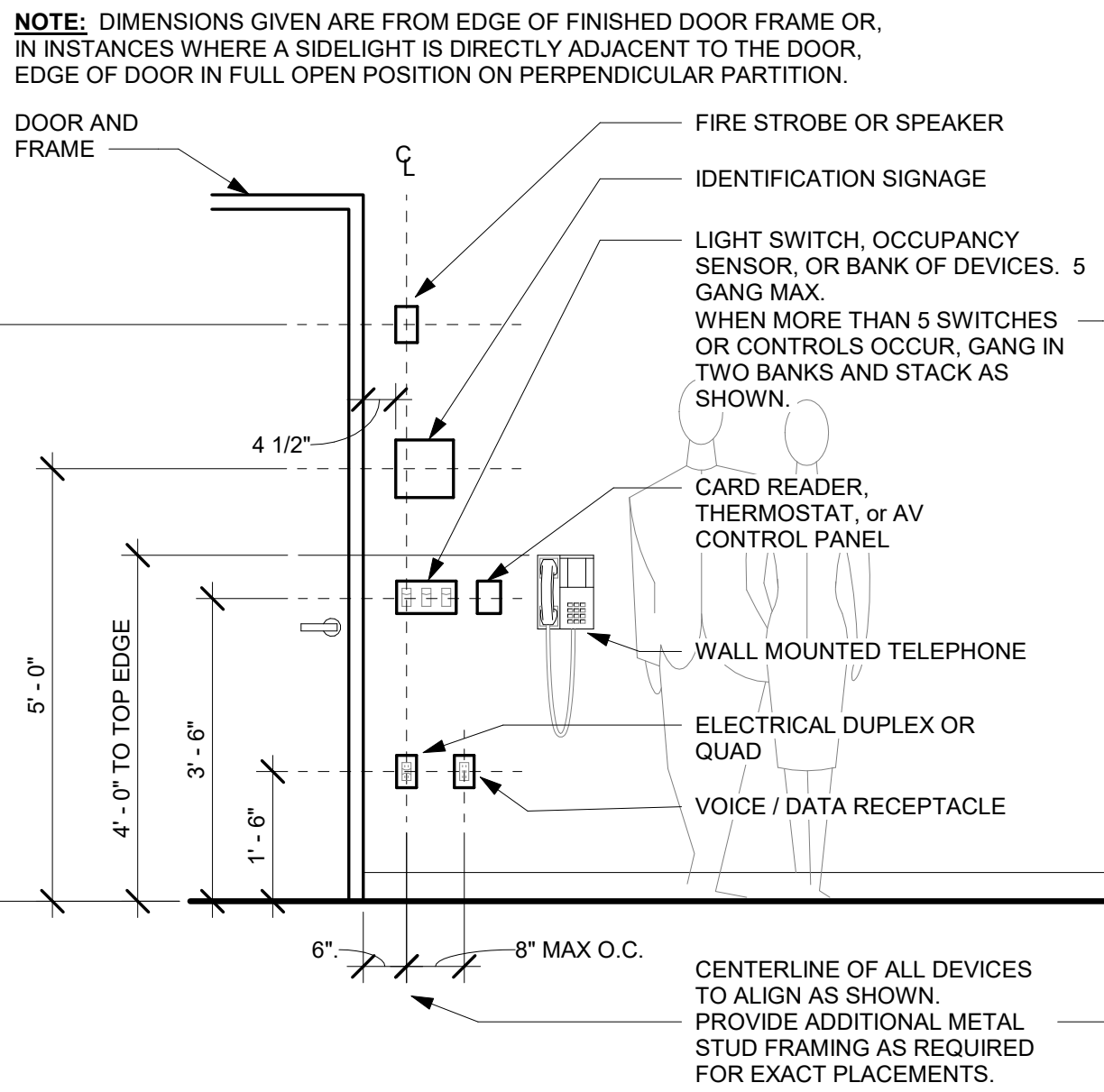
05/17/19  
PROFESSIONAL OF RECORD:  
CHARLES MICHAEL BUSCH No. 2019022528  
EXP. DATE: 12/31/21

REV	DESCRIPTION	DATE
1	REV-1 Plan Review	1/27/21

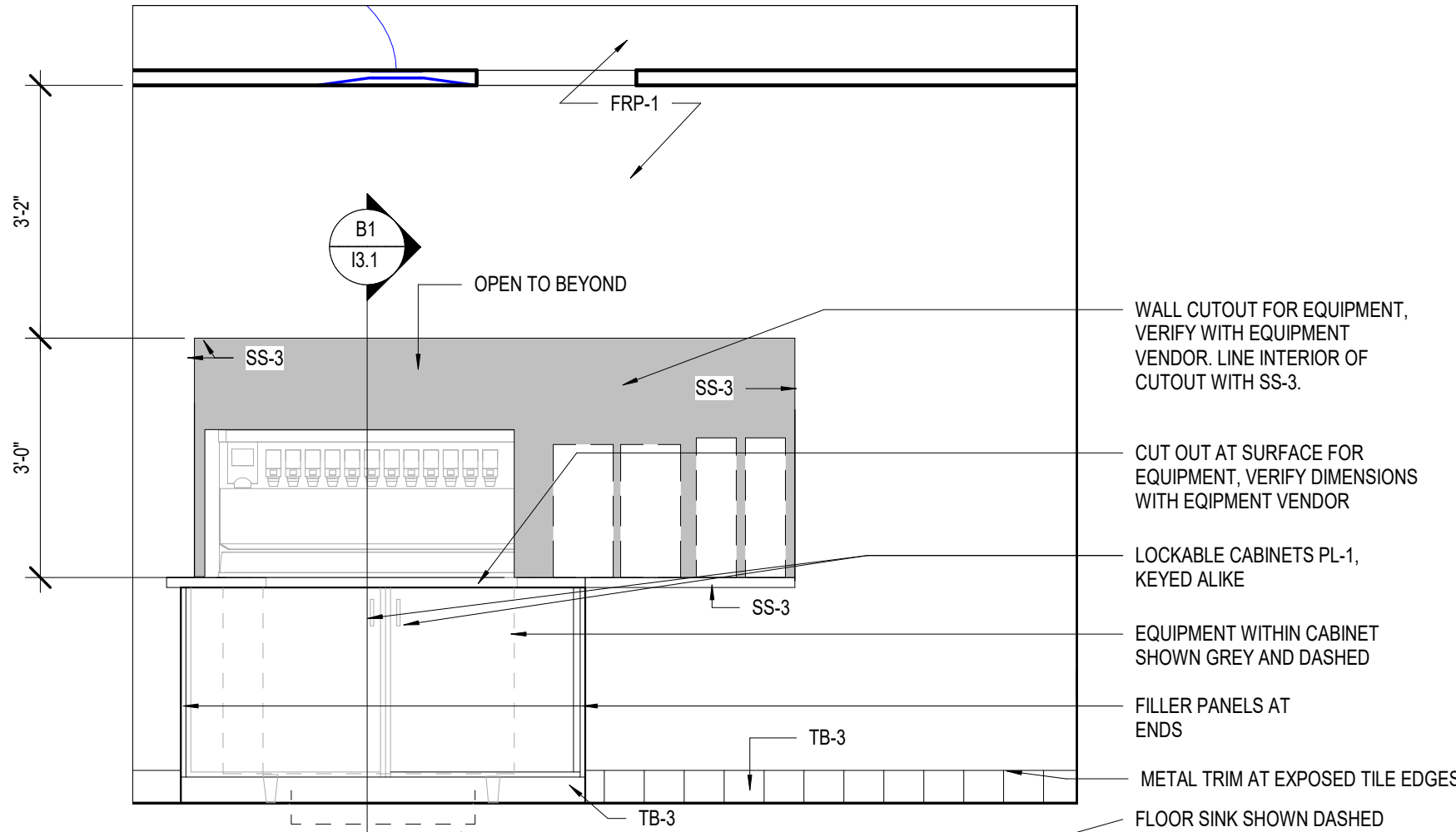
Project No.: 40497-01  
Client Project No.:  
Drawing Title:  
**ENLARGED PLAN AND INTERIOR ELEVATIONS**

Date:	12/21/20	Phase:	BID/PERMIT
Designed:	--	Drawing No.:	<b>11.2</b>
Drawn:	RDM	Checked:	CMB

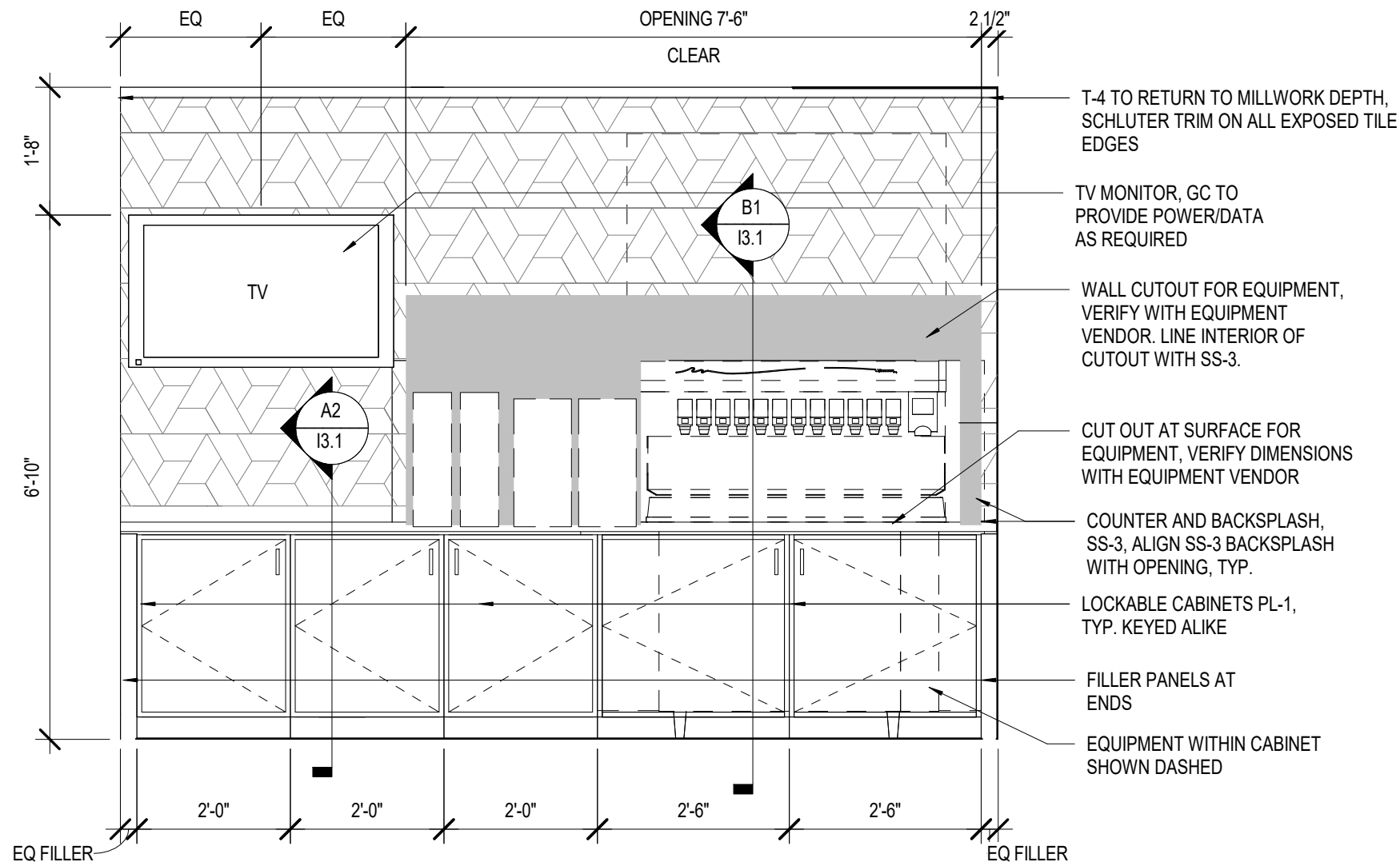




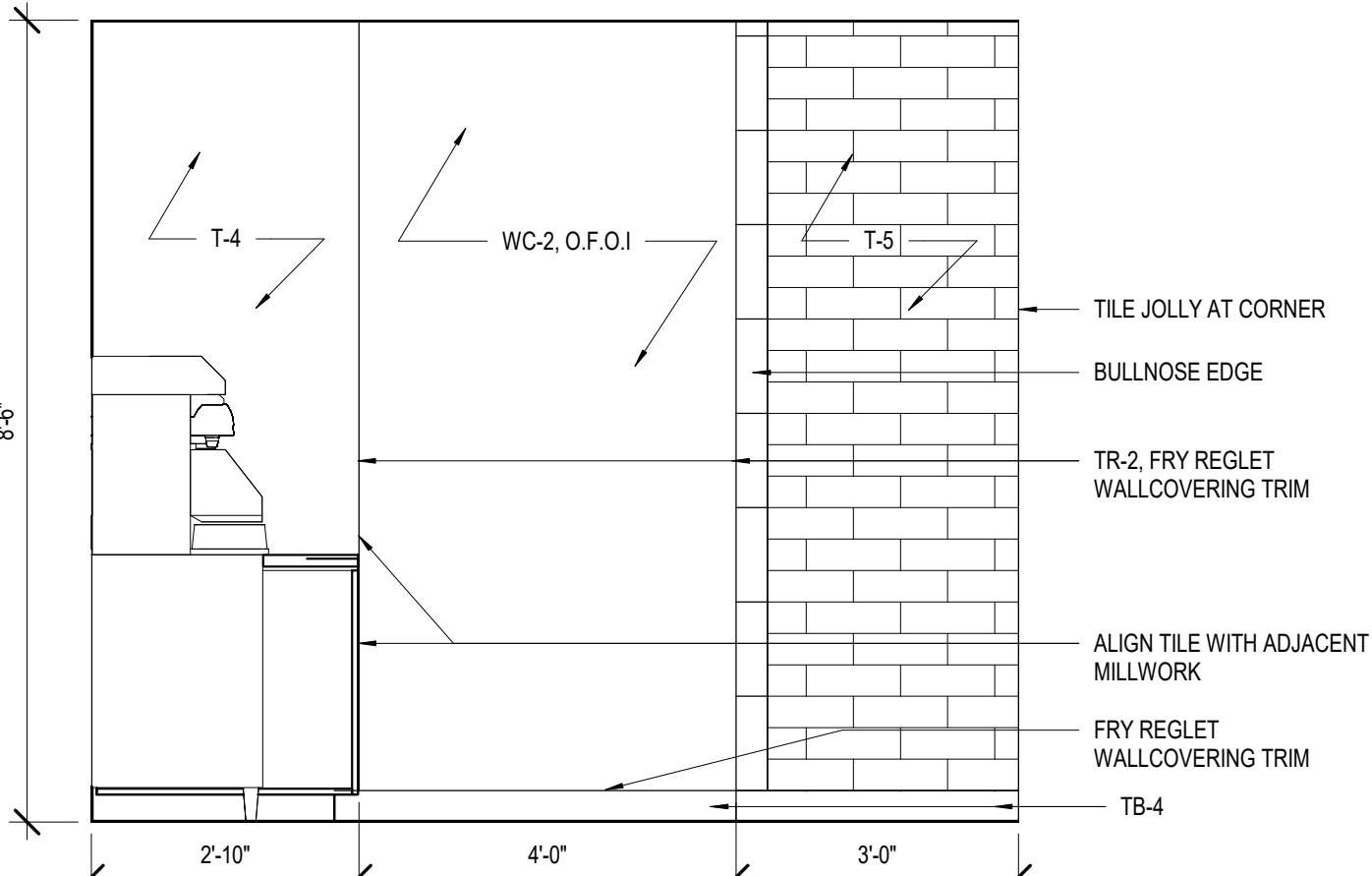
**D4** TYPICAL MOUNTING HEIGHTS  
1/2" = 1'-0"



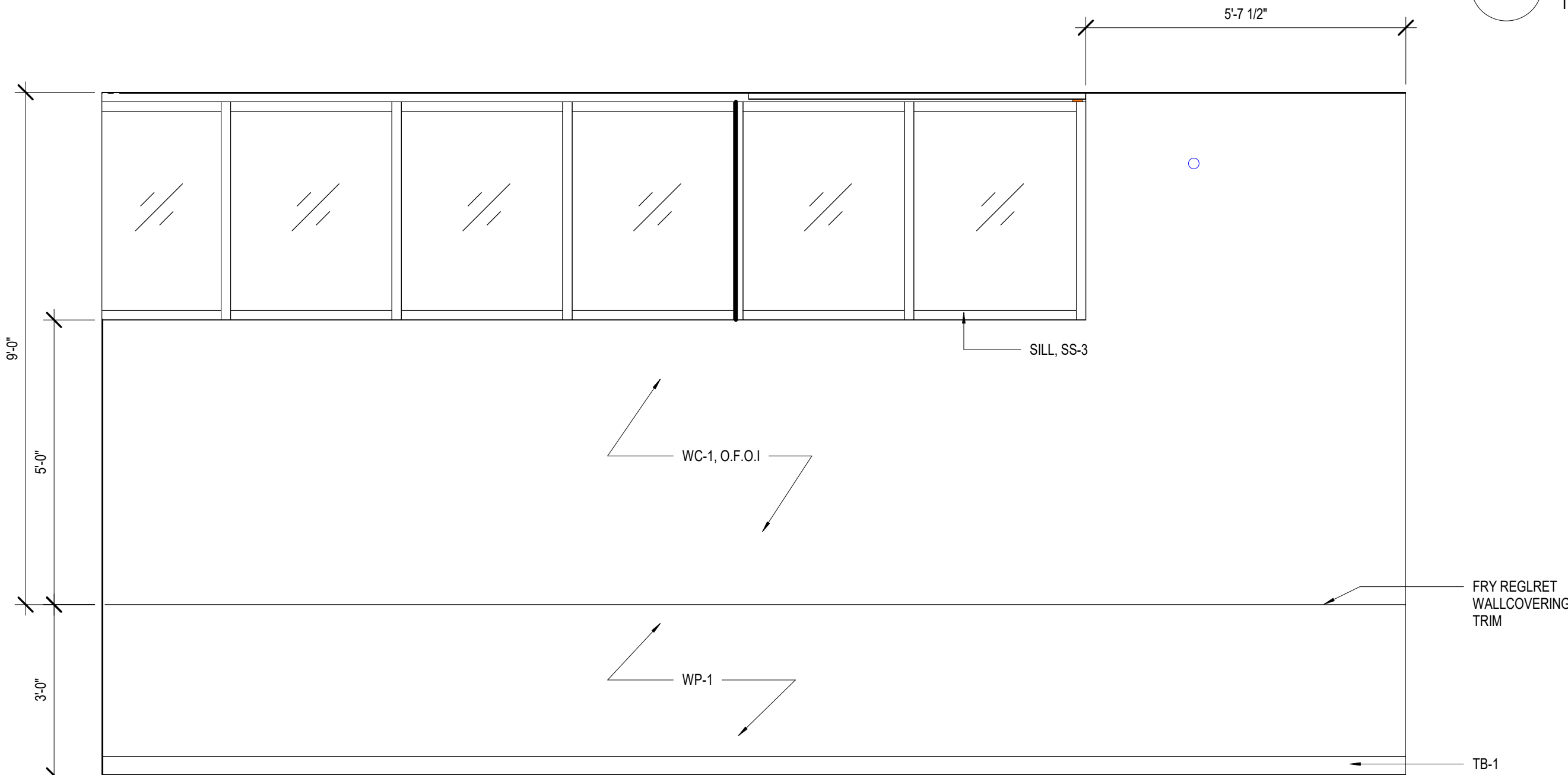
**D2** INTERIOR - SOUTH ELEVATION KITCHEN  
1/2" = 1'-0"



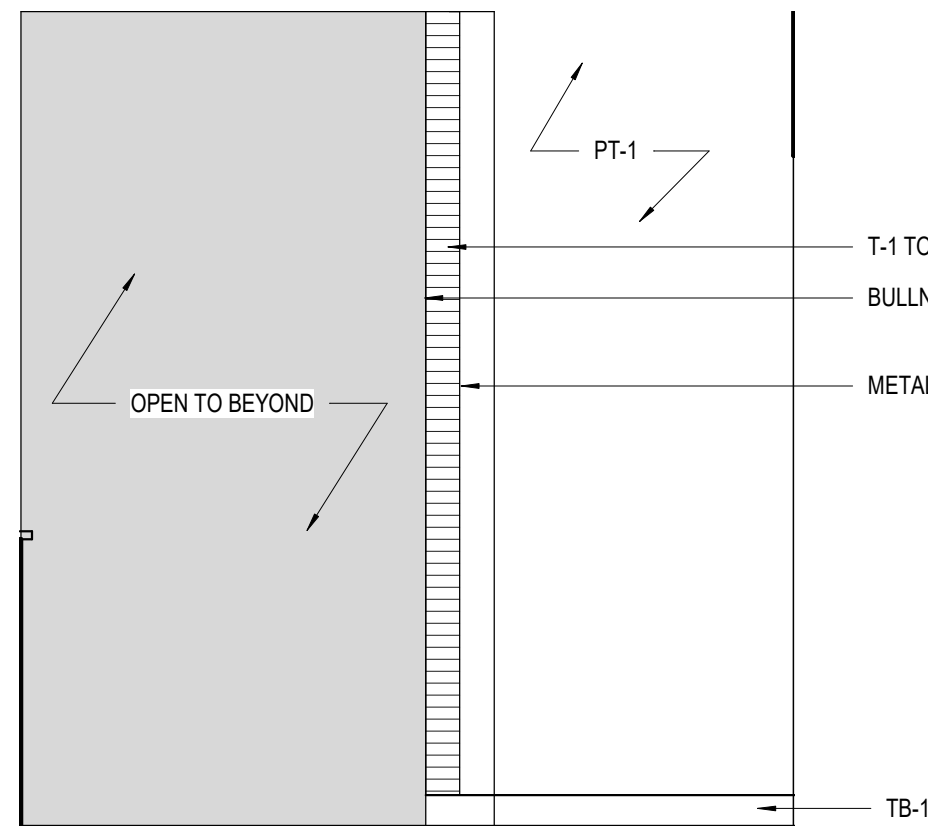
**D1** NORTH ELEVATION - DRINK STATION  
1/2" = 1'-0"



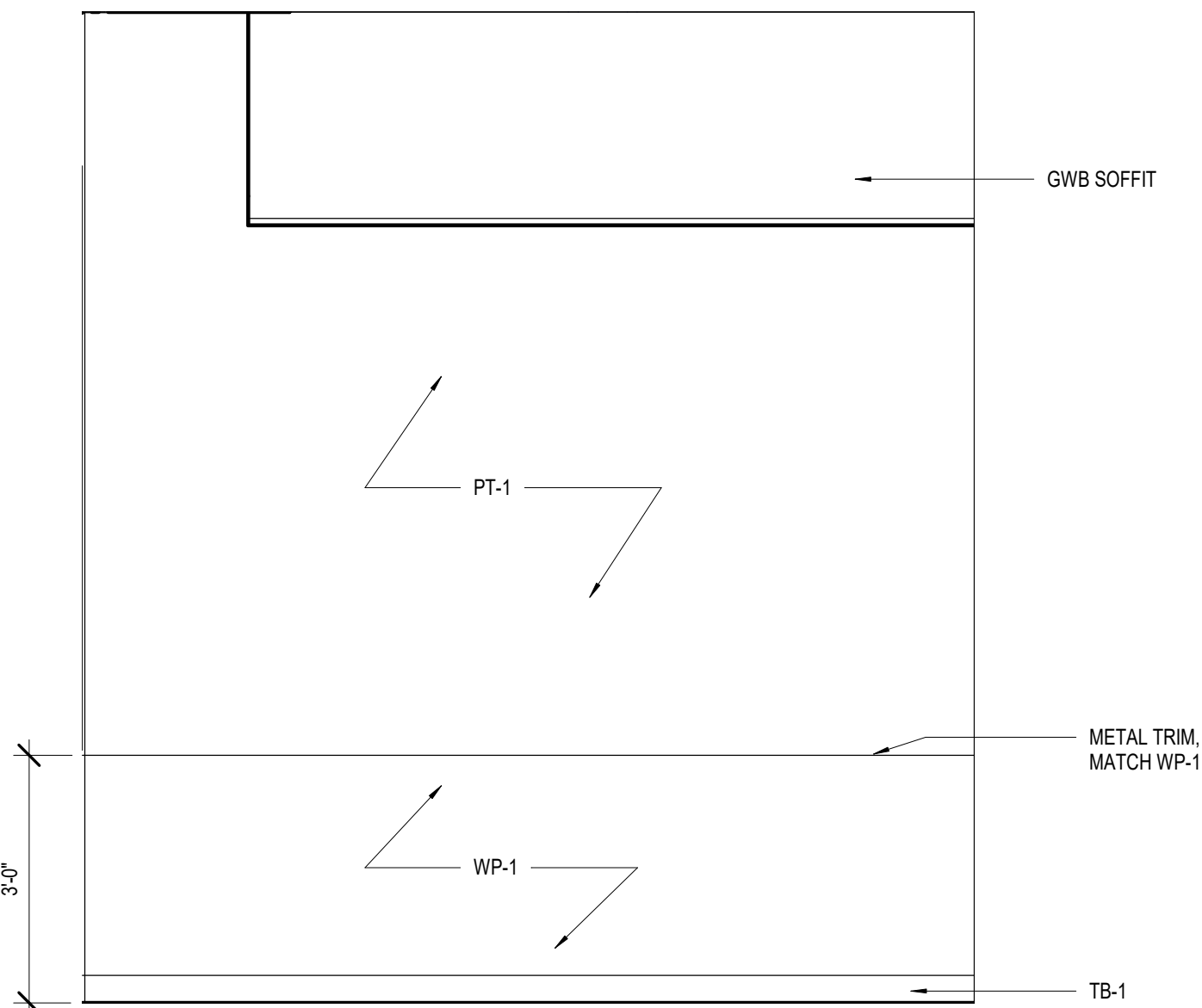
**B4** EAST ELEVATION - GRAPHIC WALL 3  
1/2" = 1'-0"



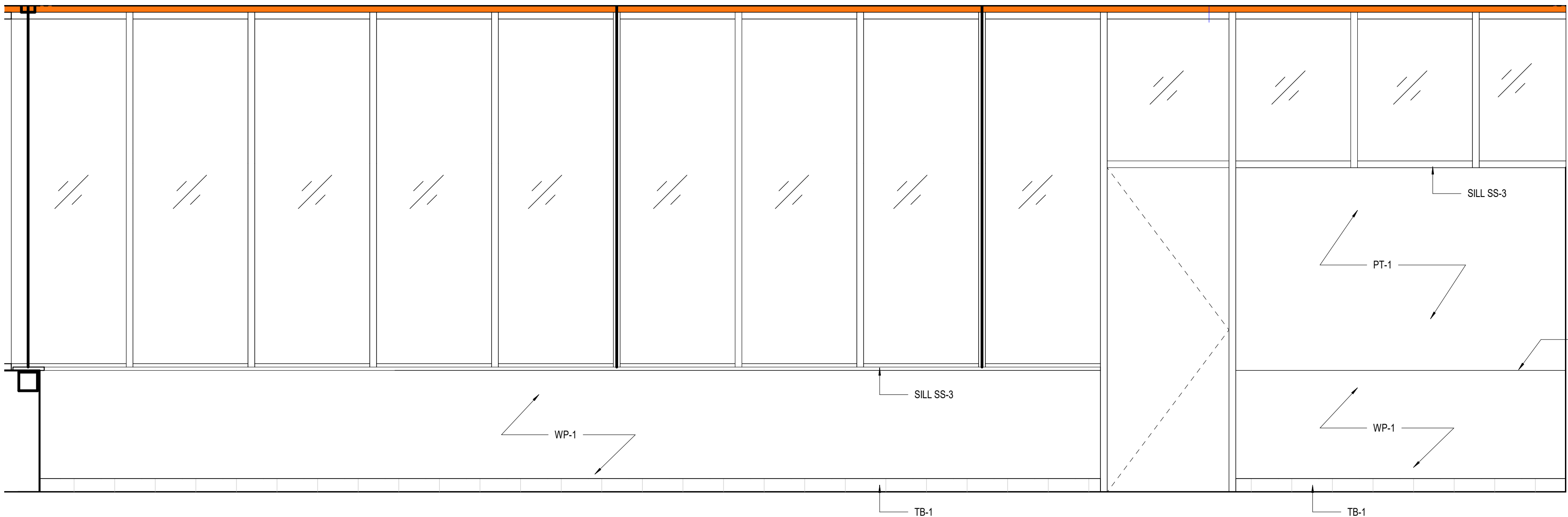
**B3** NORTH ELEVATION - GRAPHIC WALL 1  
1/2" = 1'-0"



**B1** WEST ELEVATION - RESTROOM CORRIDOR  
1/2" = 1'-0"



**B2** EAST ELEVATION- INTERIOR  
1/2" = 1'-0"



**A3** WEST ELEVATION - INTERIOR  
1/2" = 1'-0"



**ms consultants, inc.**  
engineers, architects, planners  
2221 Schrock Road  
Columbus, Ohio 43229  
p 614.898.7100  
f 614.898.7570  
www.msconsultants.com

**WHATABURGER 20-M  
LEES SUMMIT**

1460 NE DOUGLAS ST  
LEE'S SU MMIT, MO



NOTICE: THIS ARCHITECTURAL AND ENGINEERING DRAWING IS GIVEN IN CONFIDENCE AND SHALL BE USED ONLY PURSUANT TO THE AGREEMENT WITH THE ARCHITECT. NO OTHER USE, DISSEMINATION, OR DUPLICATION MAY BE MADE WITHOUT PRIOR WRITTEN CONSENT OF THE ARCHITECT. ALL COMMON LAW RIGHTS OF COPYRIGHT AND OTHERWISE ARE HEREBY SPECIFICALLY RESERVED.



03/28/19  
PROFESSIONAL OF RECORD:  
CHARLES MICHAEL BUSCH No. 2019022528  
EXP. DATE: 12/31/21

REV	DESCRIPTION	DATE

Project No.: 40497-01

Client Project No.:

Drawing Title:

**INTERIOR ELEVATIONS**

Date: 12/21/20 Phase: BID/PERMIT

Designed: --

Drawn: RDM

Checked: CMB

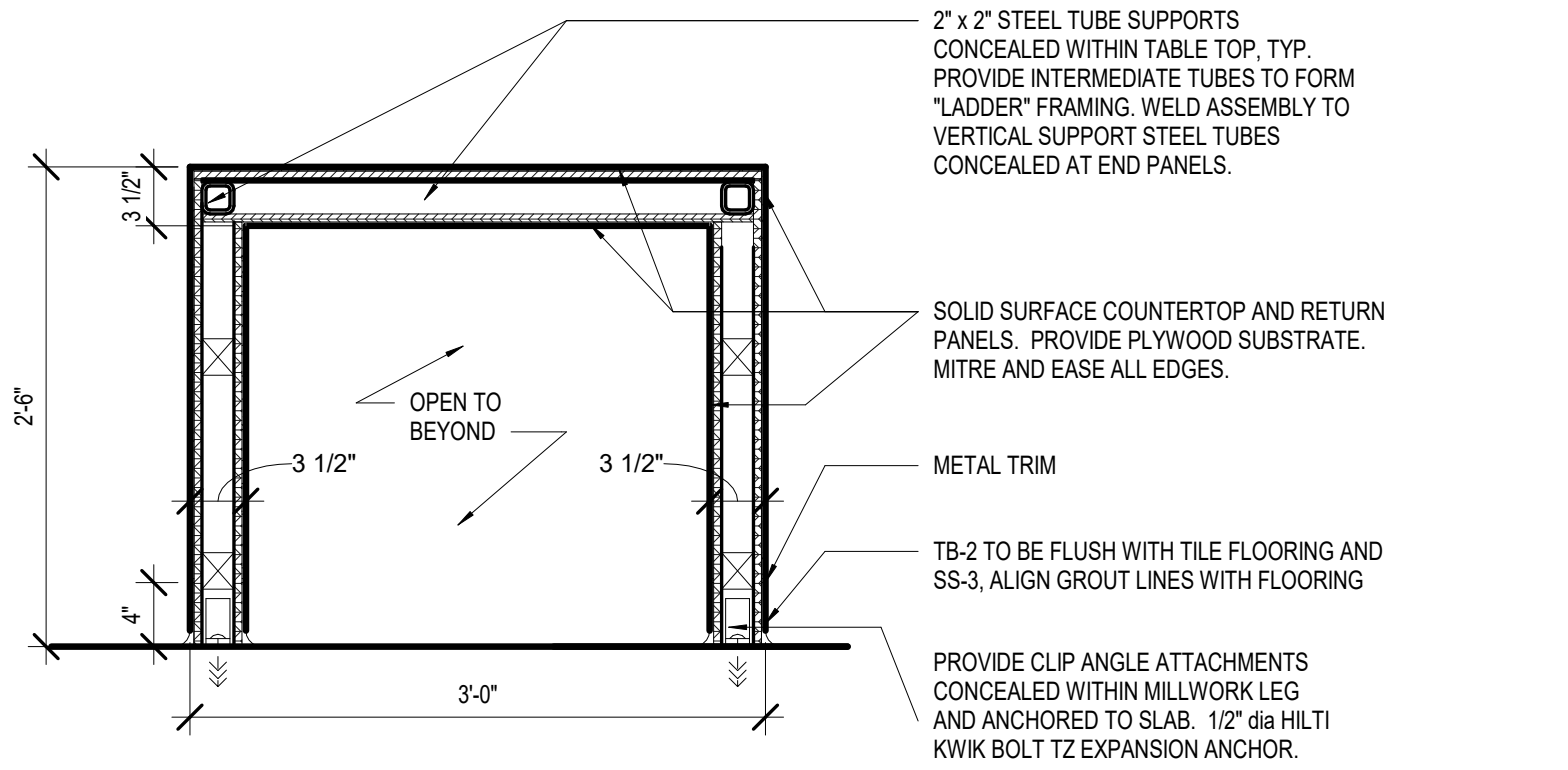
Drawing No.:

12.1

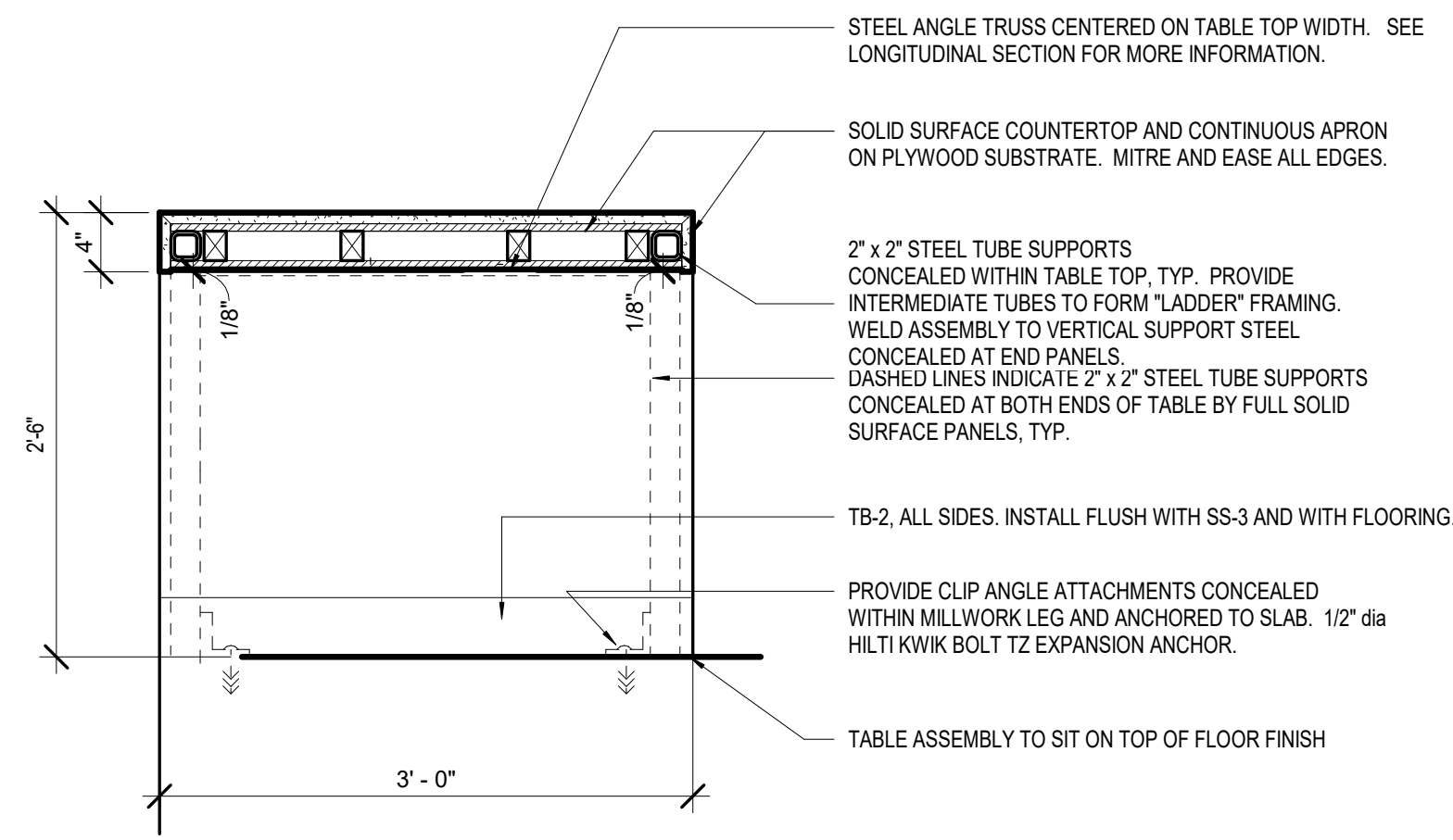


C:\Backup\Revit\WB-Lees Summit\MO\_V16\_ARCH\_210113\_ejaquay.rvt

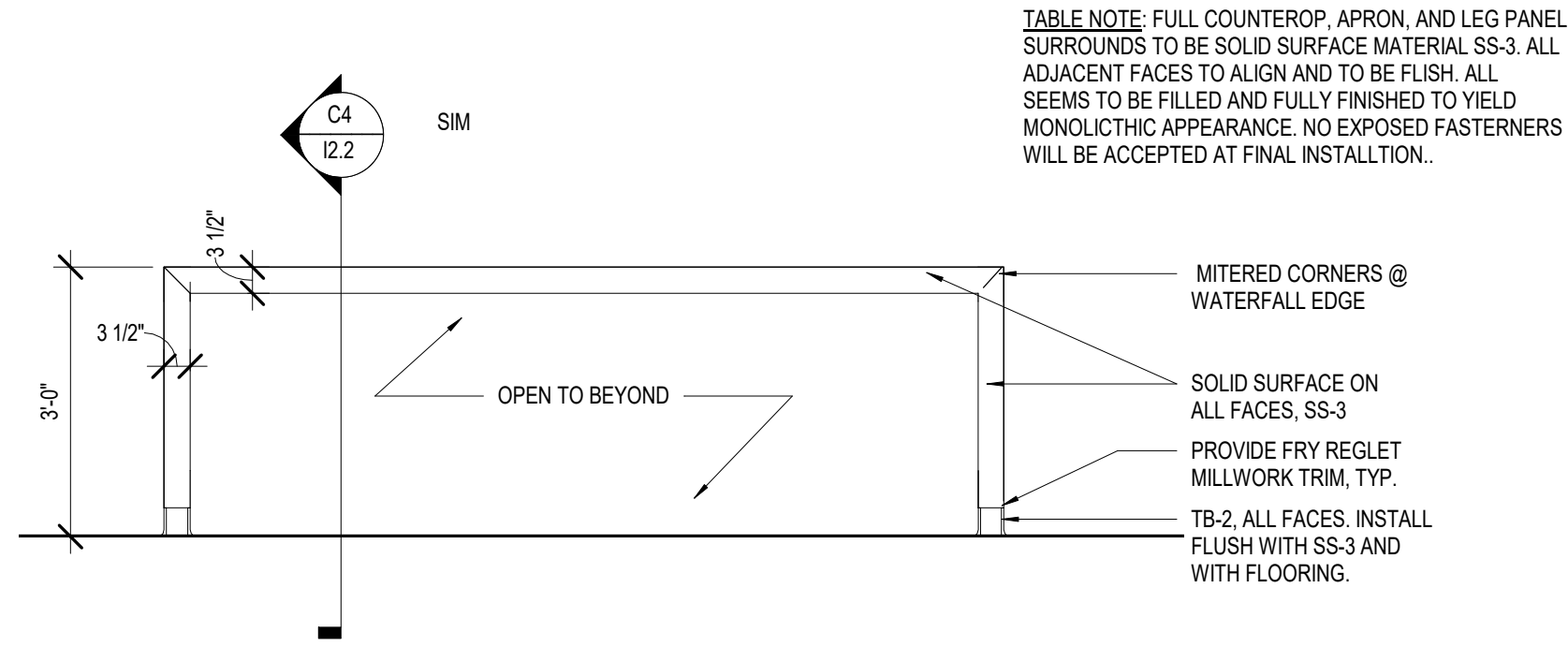
1/27/2021 1:12:39 PM



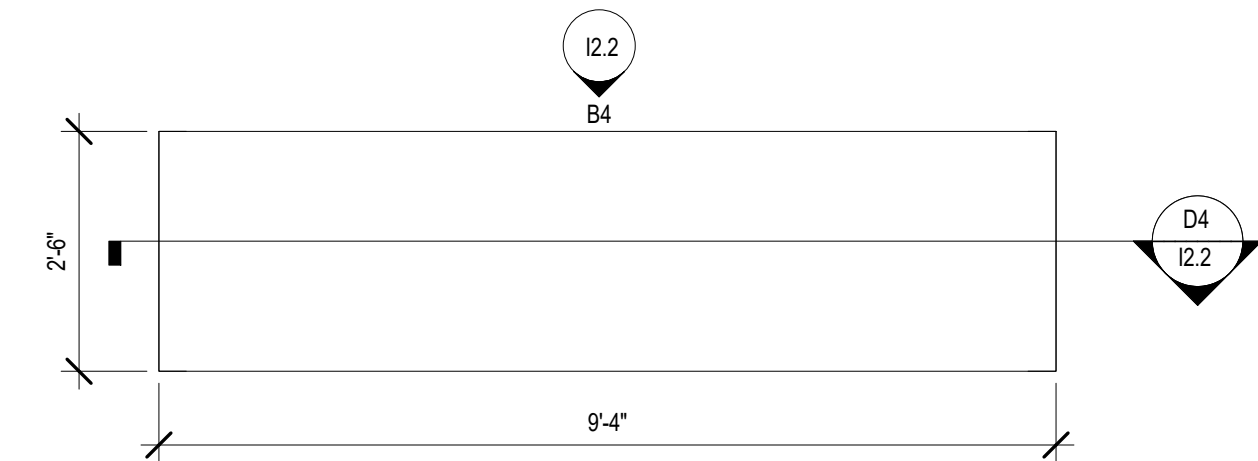
D4 LONGITUDINAL SECTION - SOLID SURFACE TABLE  
1" = 1'-0"



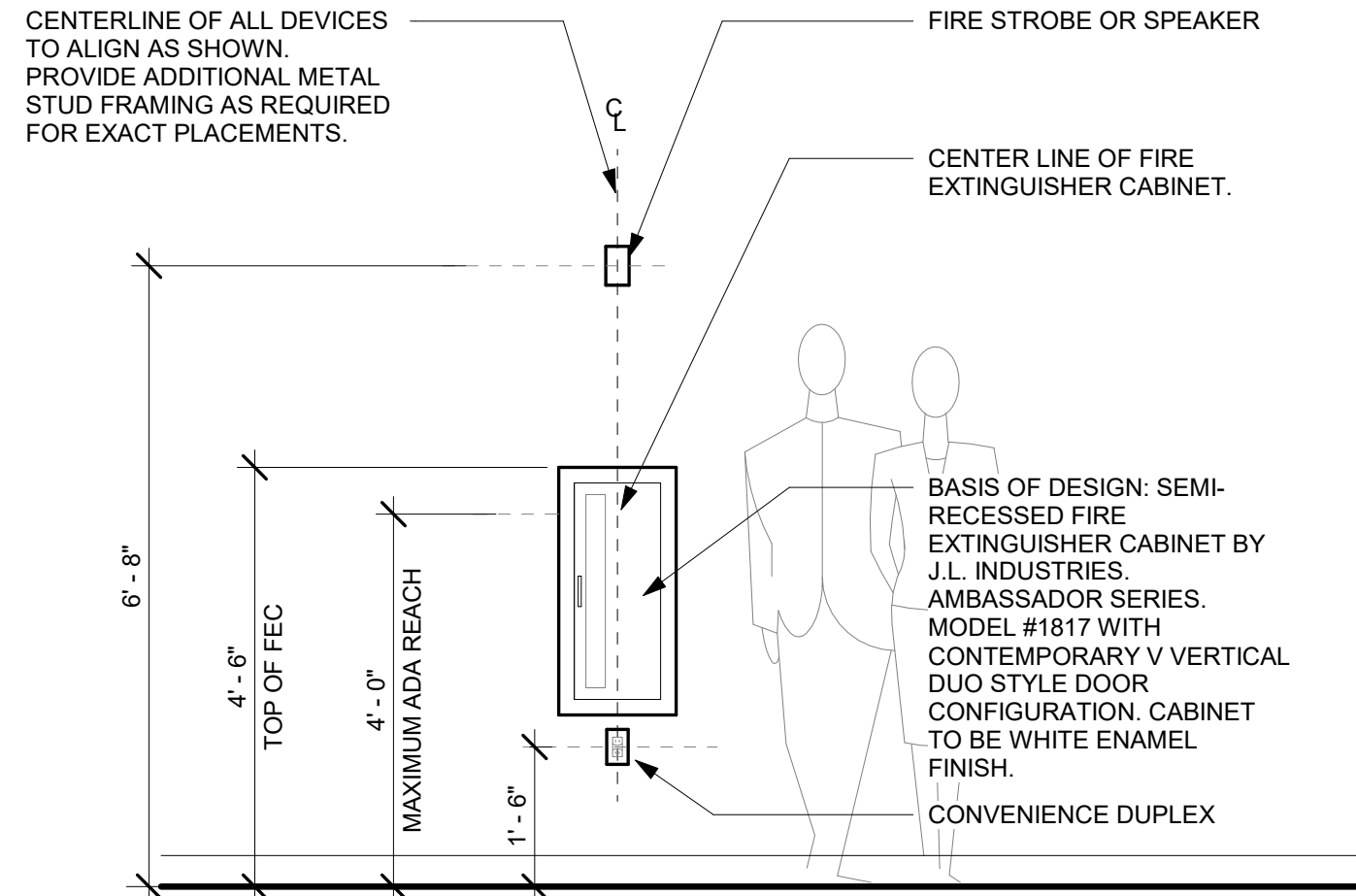
C4 SOLID SURFACE TABLE SECTION  
1" = 1'-0"



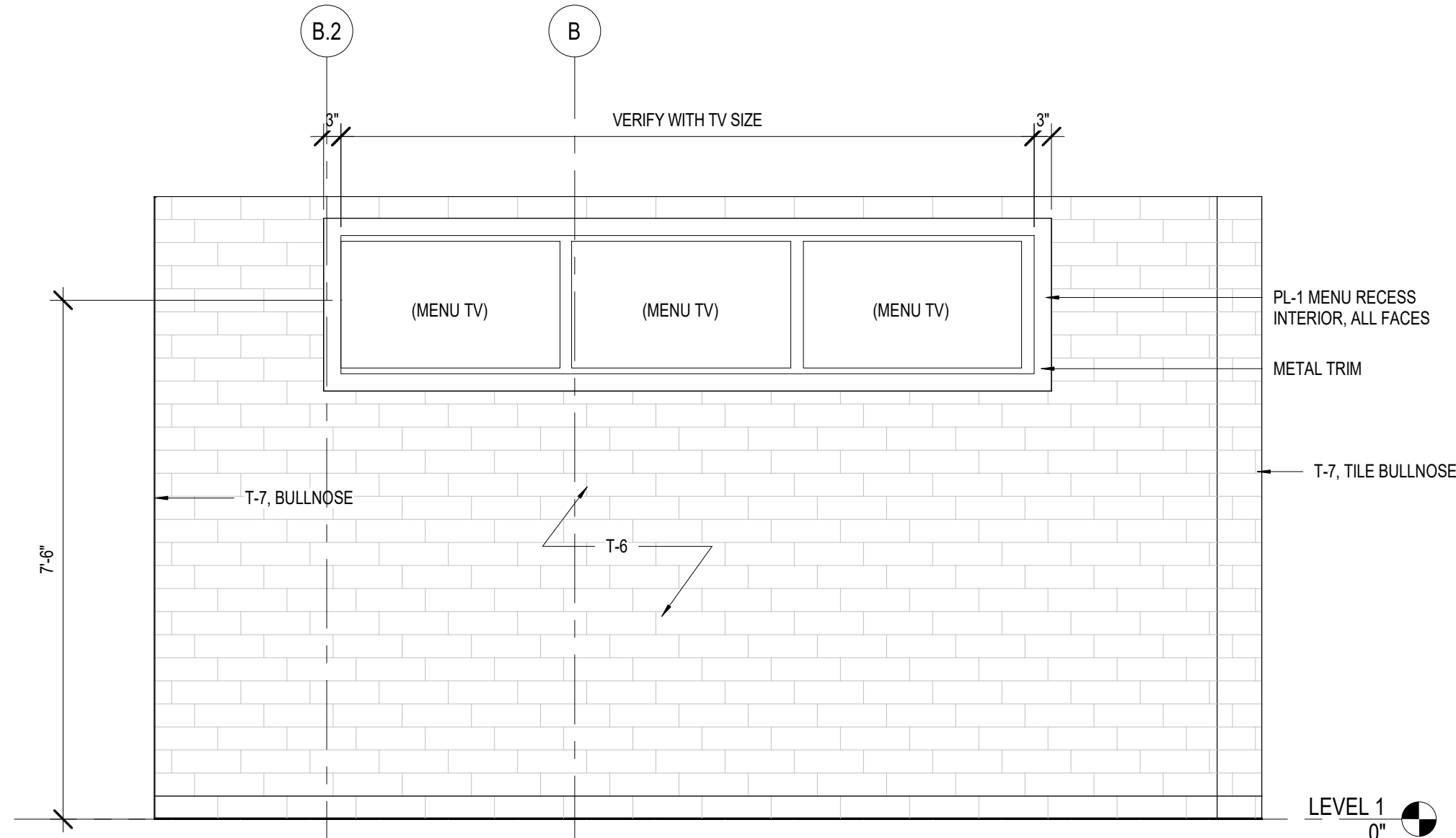
B4 ELEVATION - SOLID SURFACE TABLE  
1/2" = 1'-0"



A4 ENLARGED PLAN - SOLID SURFACE TABLE  
1/2" = 1'-0"



C1 TYPICAL FEC MOUNTING HEIGHTS  
1/2" = 1'-0"



A1 EAST ELEVATION - MENU BOARD  
1/2" = 1'-0"

RELEASE FOR  
CONSTRUCTION  
AS NOTED ON PLANS REVIEW  
DEVELOPMENT SERVICES  
LEES SUMMIT, MISSOURI  
02/13/2021

ms

ms consultants, inc.  
engineers, architects, planners  
2221 Schrock Road  
Columbus, Ohio 43229  
p 614.898.7100  
f 614.898.7570  
www.msconsultants.com

WHATABURGER 20-M  
LEES SUMMIT

1460 NE DOUGLAS ST  
LEE'S SU MMIT, MO



NOTICE: THIS ARCHITECTURAL AND ENGINEERING  
DRAWING IS GIVEN IN CONFIDENCE AND SHALL BE USED  
ONLY PURSUANT TO THE AGREEMENT WITH THE  
ARCHITECT. NO OTHER USE, DISSEMINATION, OR  
DUPLICATION MAY BE MADE WITHOUT PRIOR WRITTEN  
CONSENT OF THE ARCHITECT. ALL COMMON LAW RIGHTS  
OF COPYRIGHT AND OTHERWISE ARE HEREBY  
SPECIFICALLY RESERVED.



03/28/19  
PROFESSIONAL OF RECORD:  
CHARLES MICHAEL BUSCH No. 2019022528  
EXP. DATE: 12/31/21

REV	DESCRIPTION	DATE

Project No.: 40497-01

Client Project No.:

Drawing Title:

INTERIOR ELEVATIONS

Date: 12/21/20 Phase: BID/PERMIT

Designed: --

Drawn: RDM

Checked: CMB

Drawing No.:

12.2



C:\Backup\Revit\WB-Lees Summit\MO\_V16\_ARCH\_210113\_ejaquay.rvt

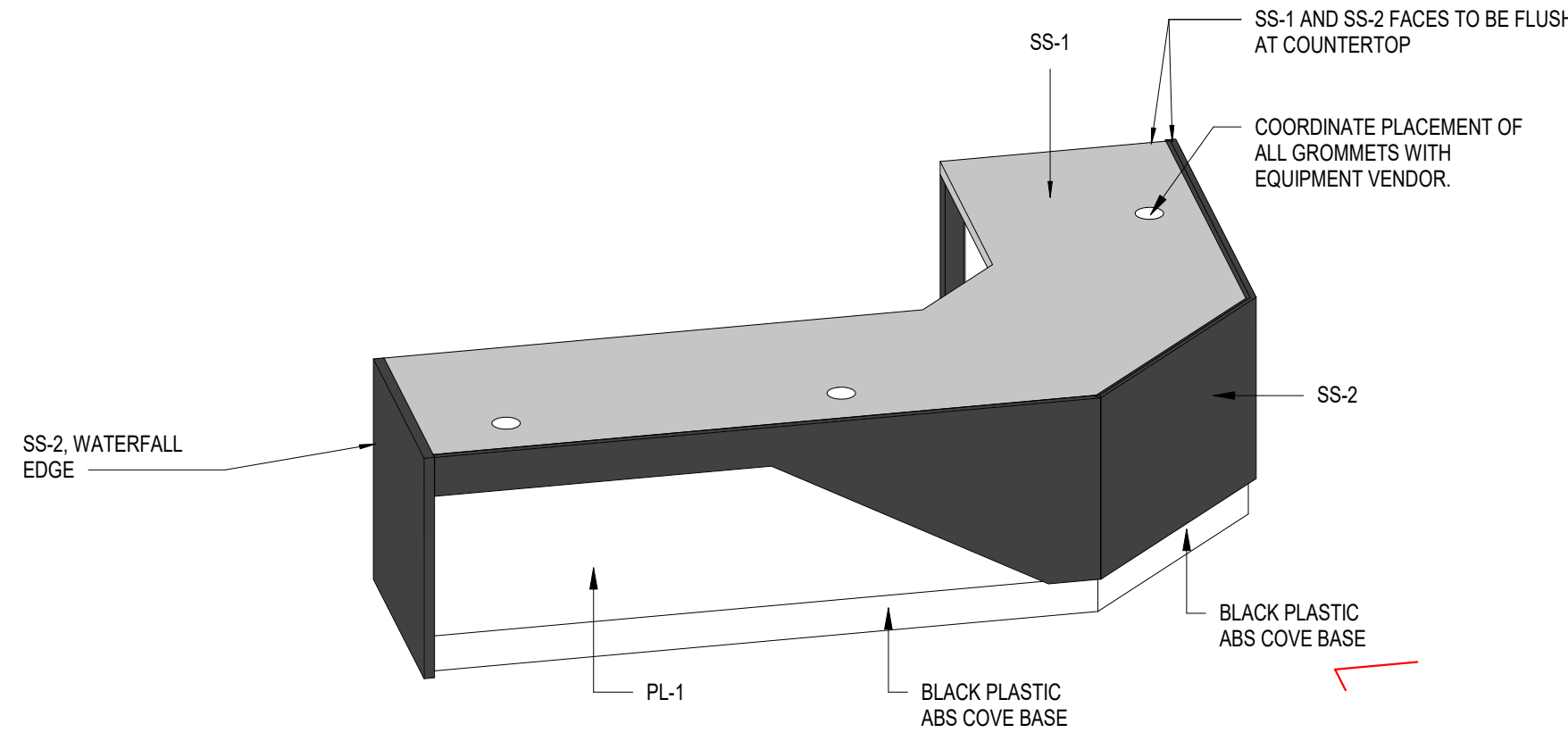
1/27/2021 1:12:44 PM

D

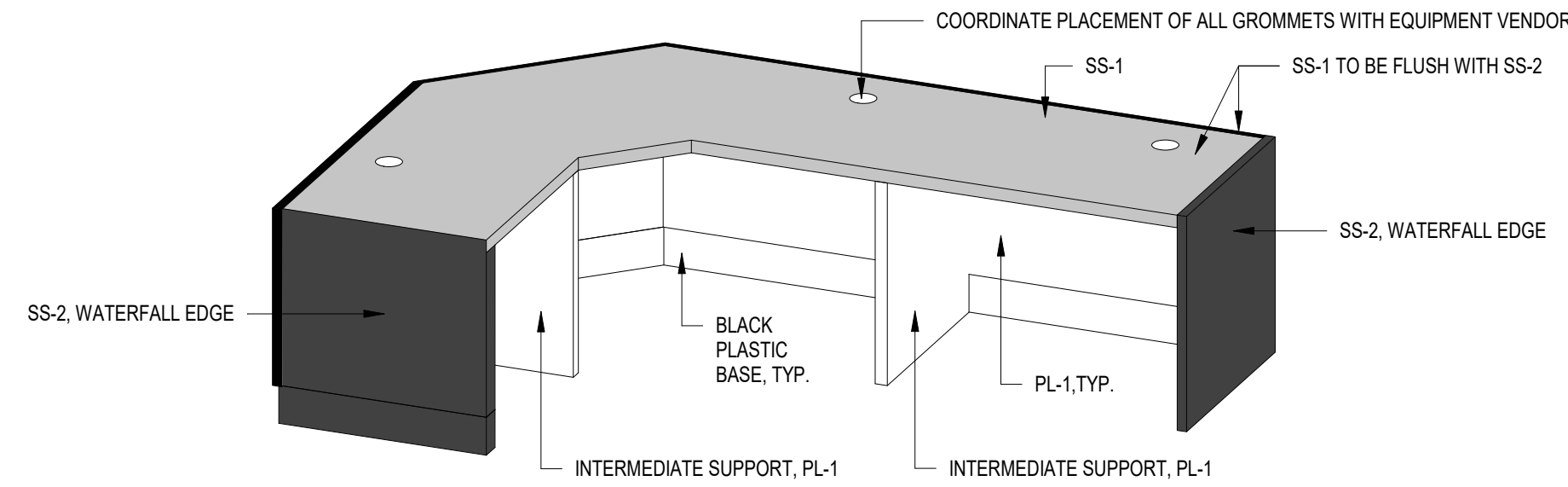
C

B

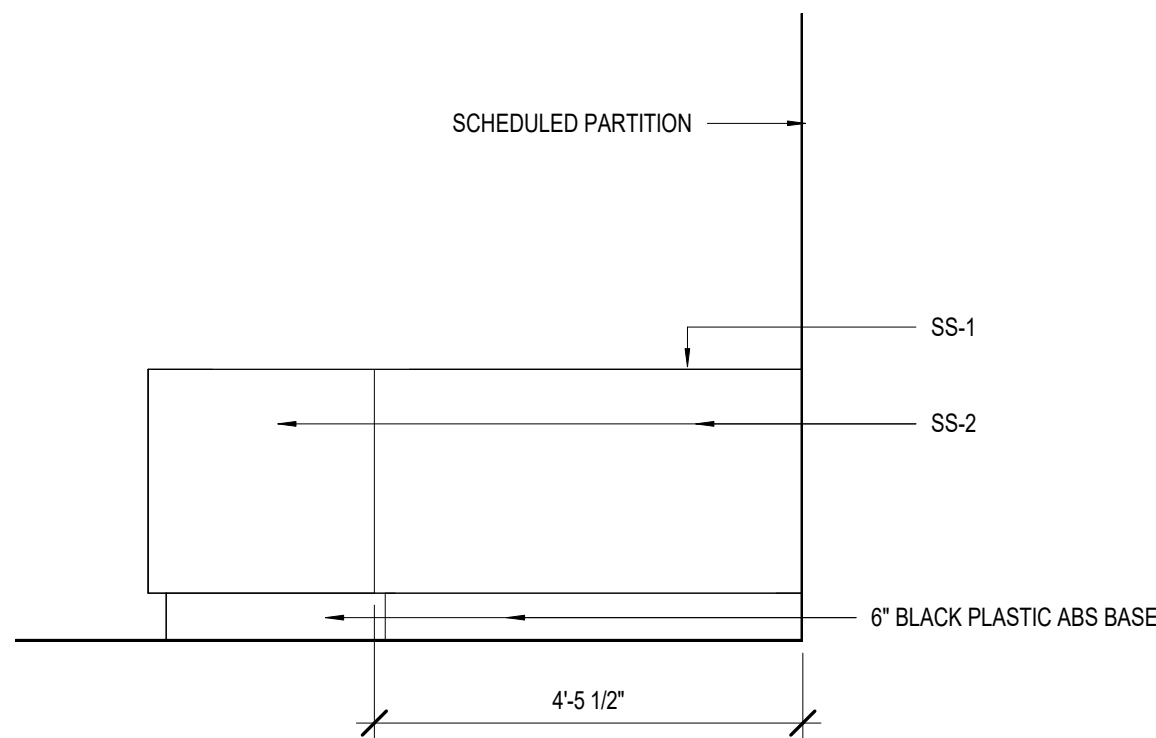
A



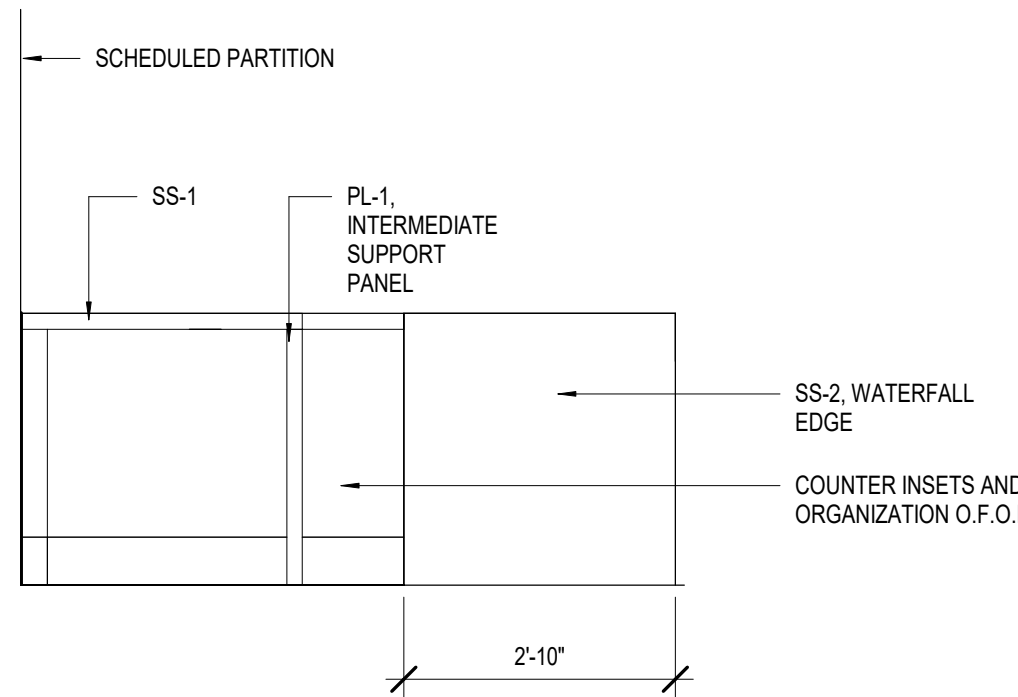
D2 ISOMETRIC VIEW - SERVICE COUNTER



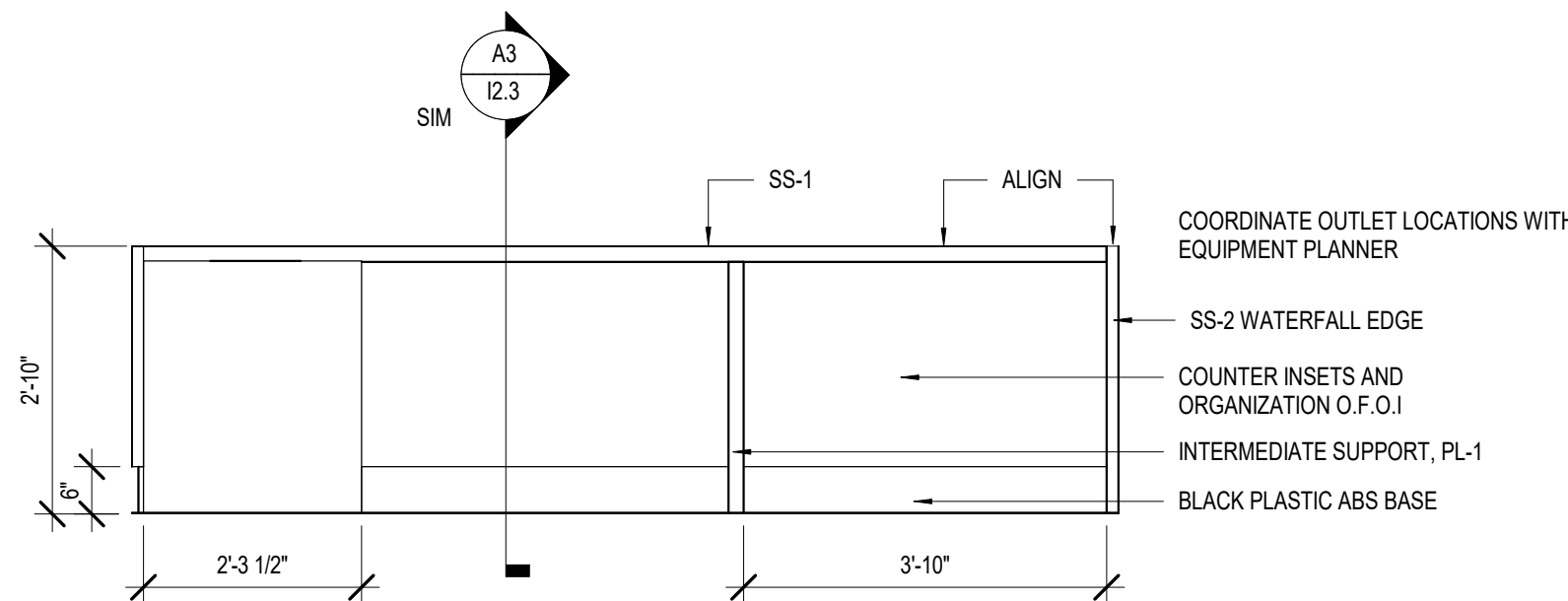
D1 ISOMETRIC VIEW - SERVICE COUNTER BACK



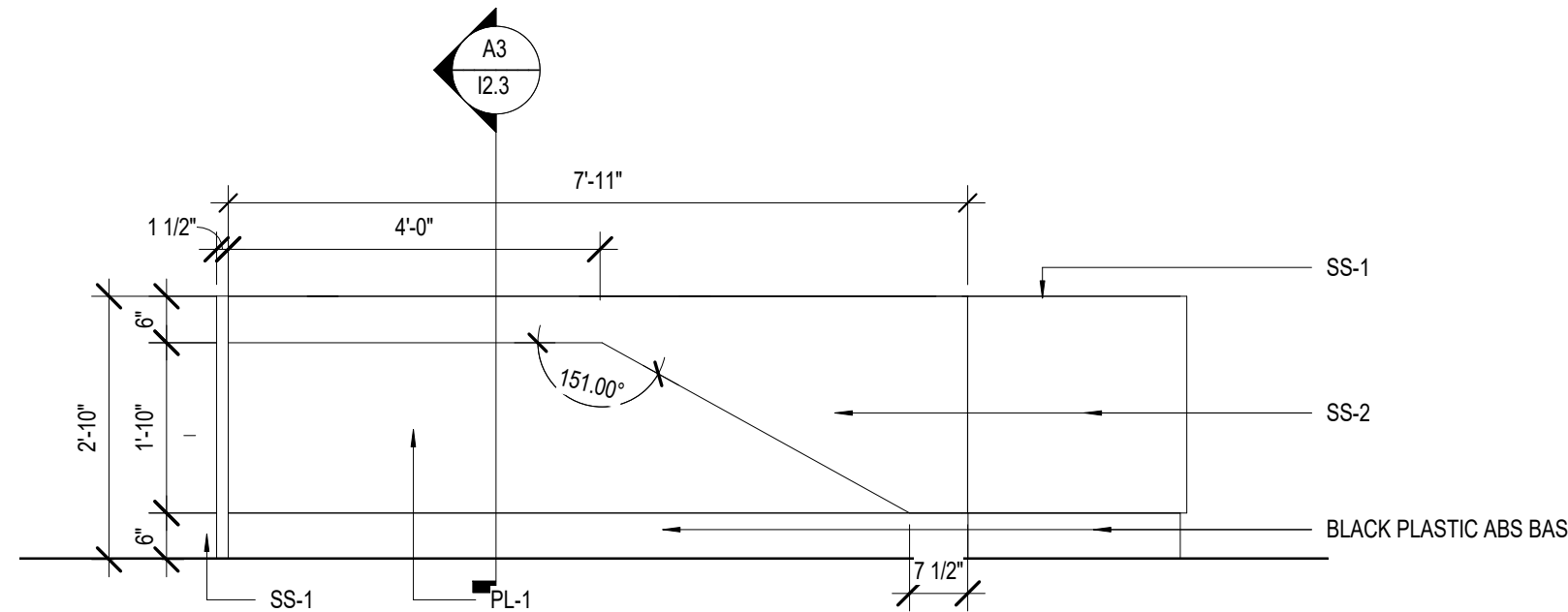
C3 SERVICE COUNTER SIDE VIEW 2  
1/2" = 1'-0"



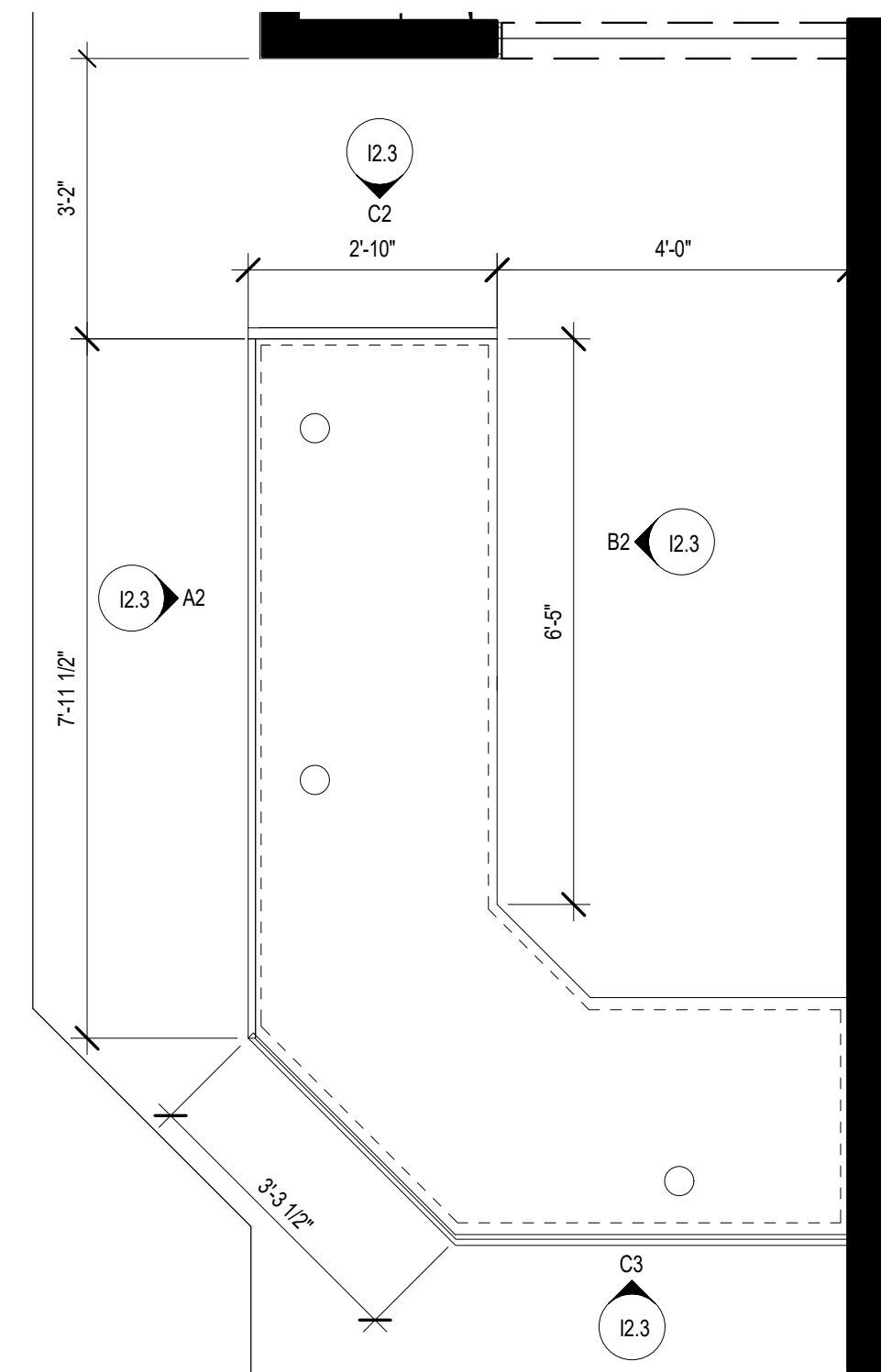
C2 SERVICE COUNTER SIDE VIEW 1  
1/2" = 1'-0"



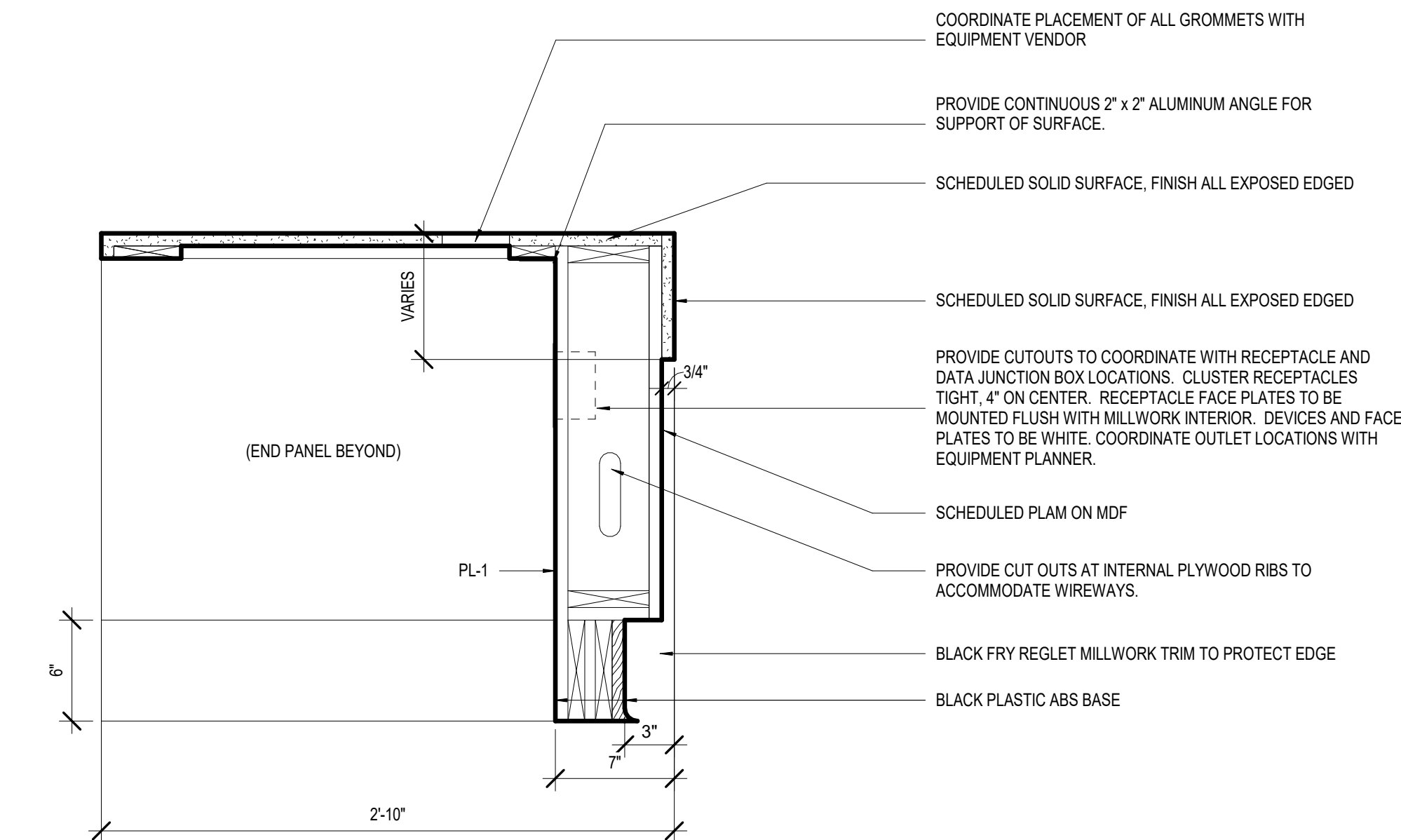
B2 WEST ELEVATION - SERVICE COUNTER INTERIOR  
1/2" = 1'-0"



A2 EAST ELEVATION - SERVICE COUNTER  
1/2" = 1'-0"



A1 ENLARGED PLAN -SERVICE AREA  
1/2" = 1'-0"



A3 CASH WRAP ENCLOSURE  
1 1/2" = 1'-0"

RELEASE FOR  
CONSTRUCTION  
AS NOTED ON PLANS REVIEW  
DEVELOPMENT SERVICES  
LEES SUMMIT, MISSOURI  
12/13/2021

ms

ms consultants, inc.

engineers, architects, planners

2221 Schrock Road

Columbus, Ohio 43229

p 614.898.7100

f 614.898.7570

www.msconsultants.com

WHATABURGER 20-M  
LEES SUMMIT

1460 NE DOUGLAS ST  
LEE'S SU MMIT, MO

NOTICE: THIS ARCHITECTURAL AND ENGINEERING  
DRAWING IS GIVEN IN CONFIDENCE AND SHALL BE USED  
ONLY PURSUANT TO THE AGREEMENT WITH THE  
ARCHITECT. NO OTHER USE, DISSEMINATION, OR  
DUPLICATION MAY BE MADE WITHOUT PRIOR WRITTEN  
CONSENT OF THE ARCHITECT. ALL COMMON LAW RIGHTS  
OF COPYRIGHT AND OTHERWISE ARE HEREBY  
SPECIFICALLY RESERVED.

STATE OF MISSOURI  
CHARLES  
MICHAEL  
BUSCH  
ARCHITECT  
NUMBER  
A-2019022528

03/28/19  
PROFESSIONAL OF RECORD:  
CHARLES MICHAEL BUSCH No. 2019022528  
EXP. DATE: 12/31/21

REV	DESCRIPTION	DATE

Project No.: 40497-01  
Client Project No.:  
Drawing Title:  
SERVICE COUNTER

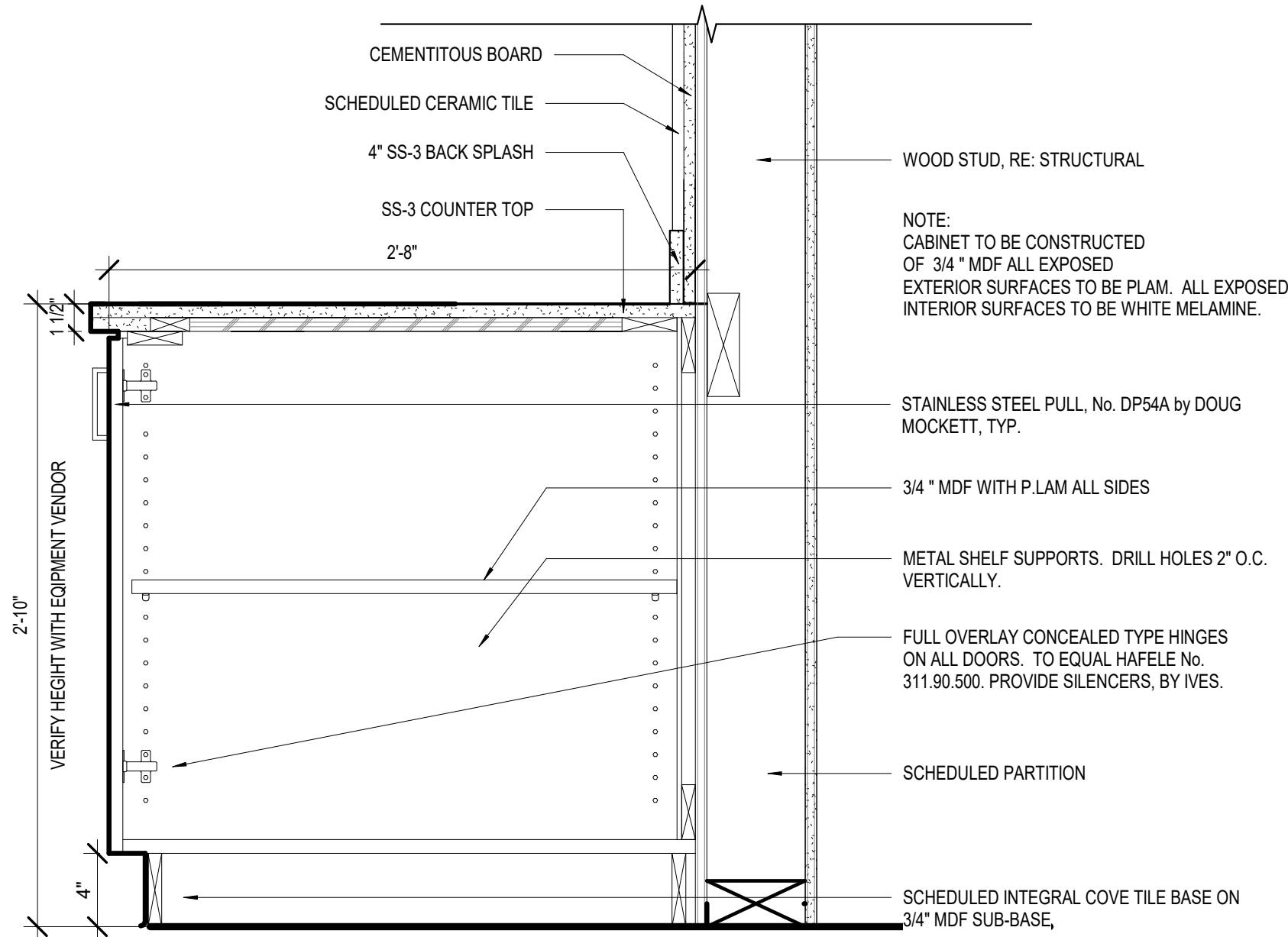
Date: 12/21/20Phase: BID/PERMIT  
Designed: --  
Drawn: RDM  
Checked: CMB

Drawing No.:  
12.3

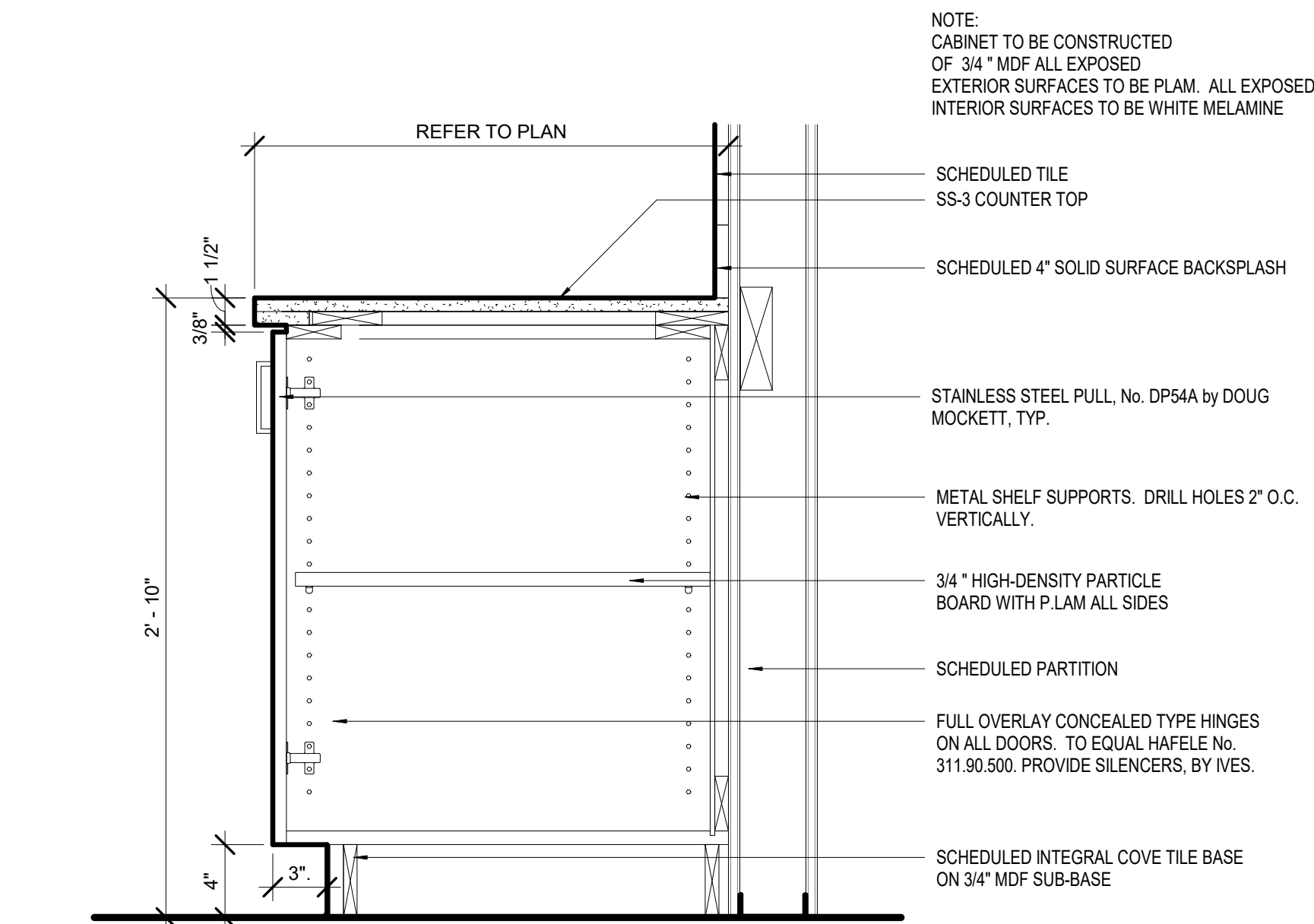


C:\Backup\Revit\WB-Lees Summit\MO\_V16\_ARCH\_210113\_ejaquay.rvt

1/27/2021 1:12:46 PM

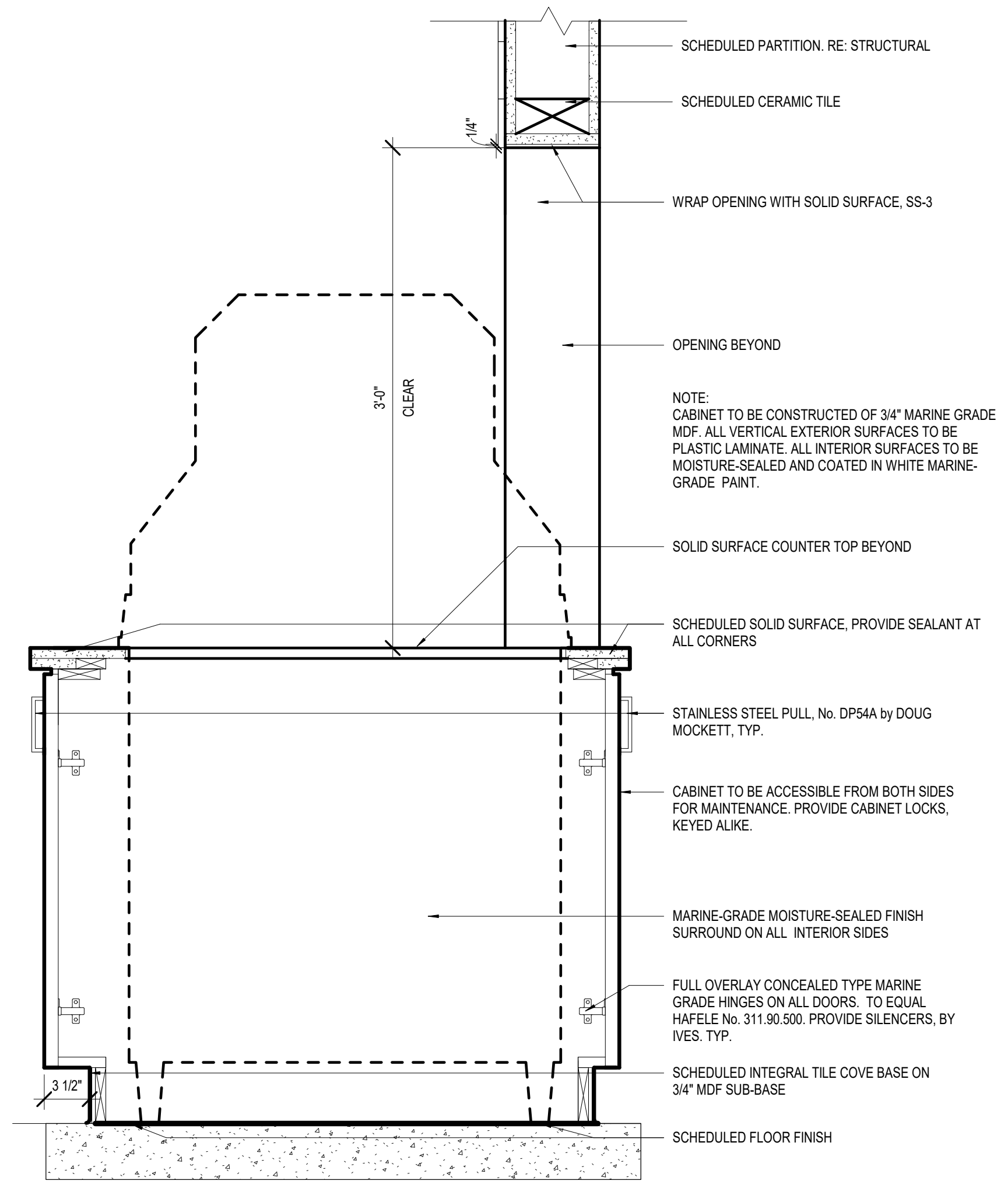


**A2** CABINET BEVARAGE STATION DETAIL  
1 1/2" = 1'-0"



**A1** BASE CABINET FULL DOOR TYP.  
1 1/2" = 1'-0"

**B1** BASE CABINET DRINK EQUIPMENT  
1 1/2" = 1'-0"



RELEASE FOR  
CONSTRUCTION  
AS NOTED ON PLANS REVIEW  
DEVELOPMENT SERVICES  
LEE'S SUMMIT, MISSOURI  
01/13/2021



**ms consultants, inc.**  
engineers, architects, planners  
2221 Schrock Road  
Columbus, Ohio 43229  
p 614.898.7100  
f 614.898.7570  
www.msconsultants.com

**WHATABURGER 20-M  
LEES SUMMIT**

1460 NE DOUGLAS ST  
LEE'S SU MMIT, MO

NOTICE: THIS ARCHITECTURAL AND ENGINEERING DRAWING IS GIVEN IN CONFIDENCE AND SHALL BE USED ONLY PURSUANT TO THE AGREEMENT WITH THE ARCHITECT. NO OTHER USE, DISSEMINATION, OR DUPLICATION MAY BE MADE WITHOUT PRIOR WRITTEN CONSENT OF THE ARCHITECT. ALL COMMON LAW RIGHTS OF COPYRIGHT AND OTHERWISE ARE HEREBY SPECIFICALLY RESERVED.

03/28/19  
PROFESSIONAL OF RECORD:  
CHARLES MICHAEL BUSCH No. 2019022528  
EXP. DATE: 12/31/21

REV	DESCRIPTION	DATE

Project No.: 40497-01

Client Project No.:

Drawing Title:

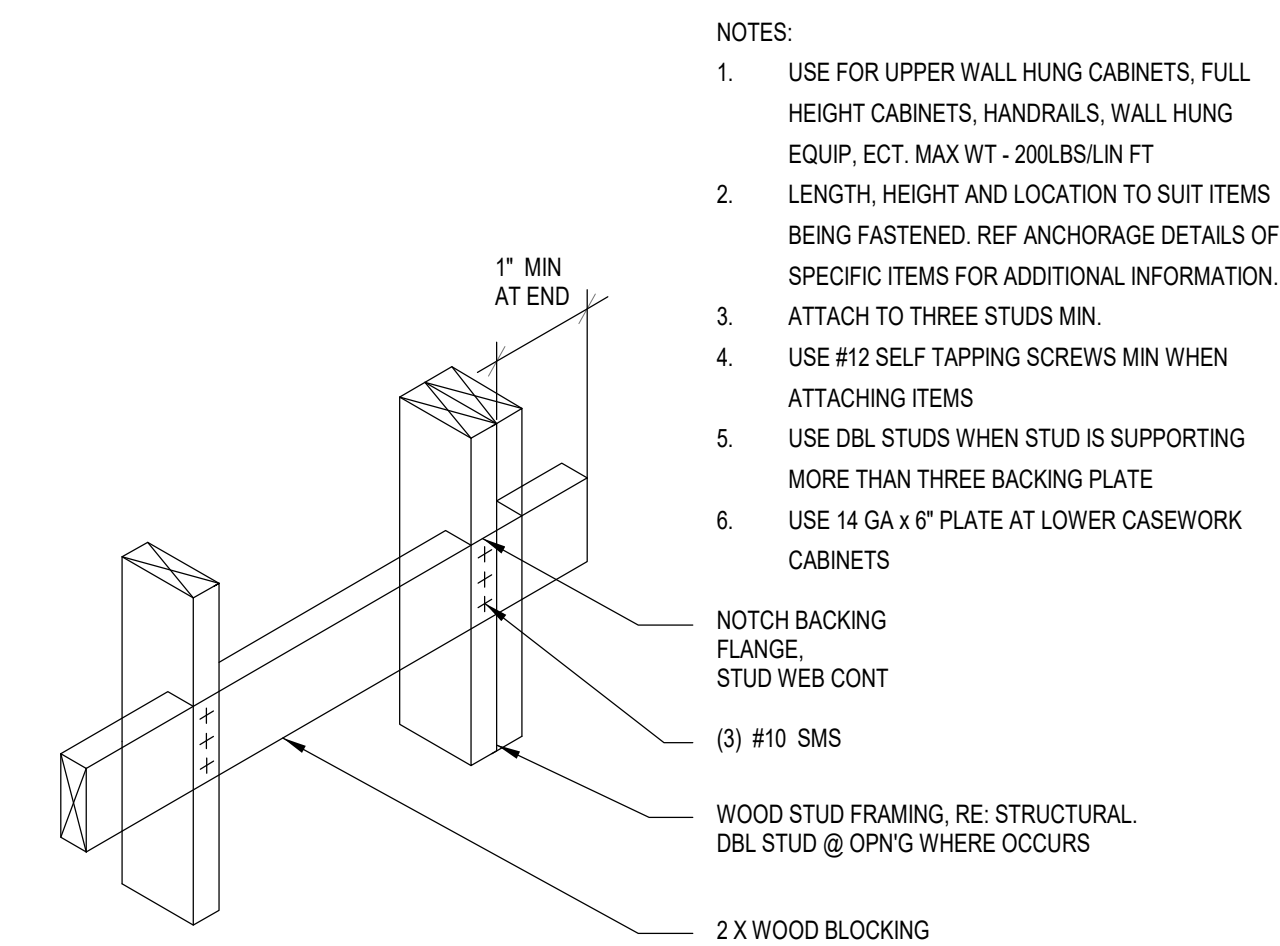
**DETAILS**

Date:	12/21/20	Phase:	BID/PERMIT
Designed:	--	Drawing No.:	13.1
Drawn:	RDM		
Checked:	CMB		

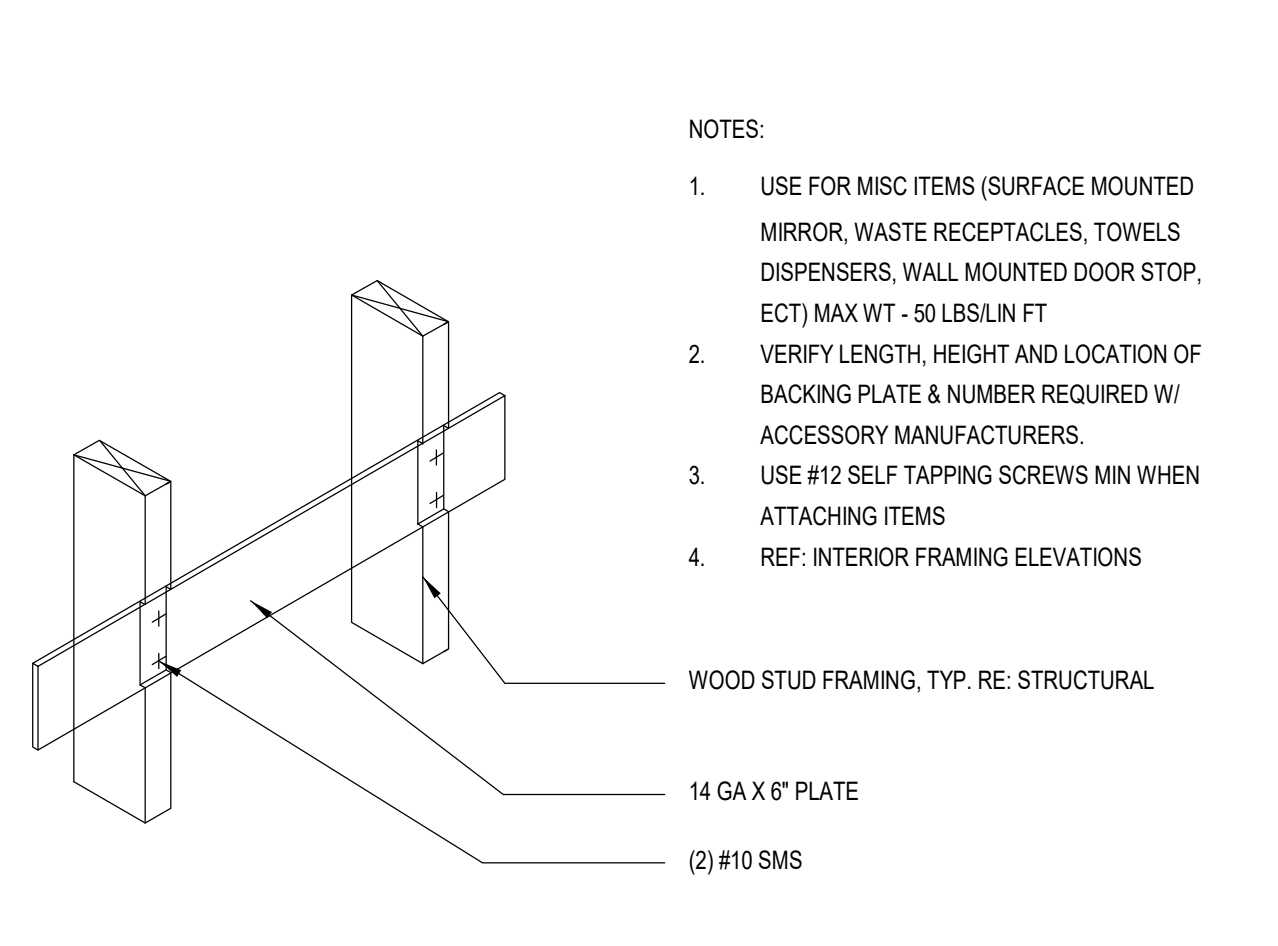


C:\Backup\Revit\WB-Lees Summit\MO\_V16\_ARCH\_210113\_ejaquay.rvt  
1/27/2021 1:12:48 PM

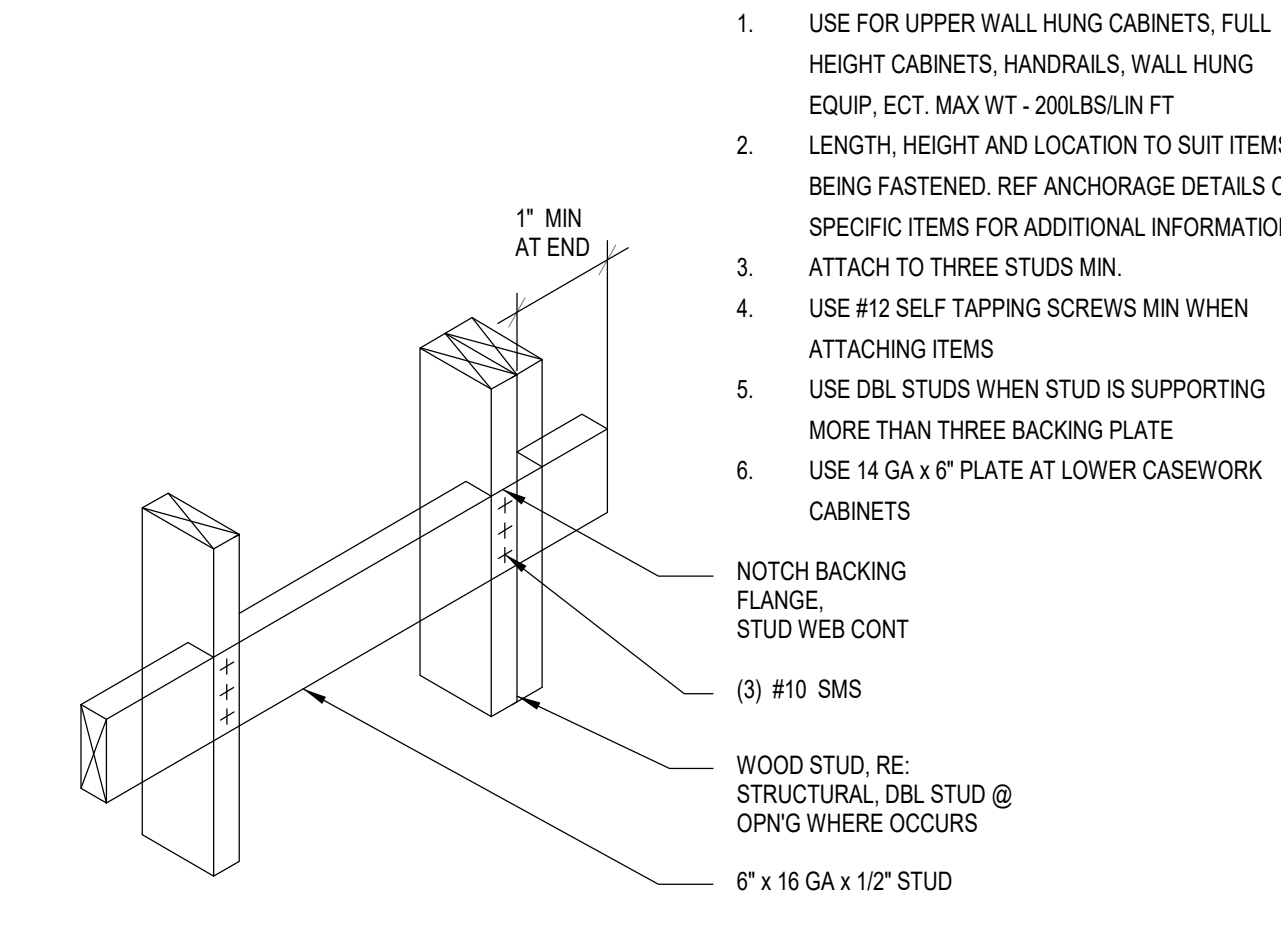
D  
C  
B  
A



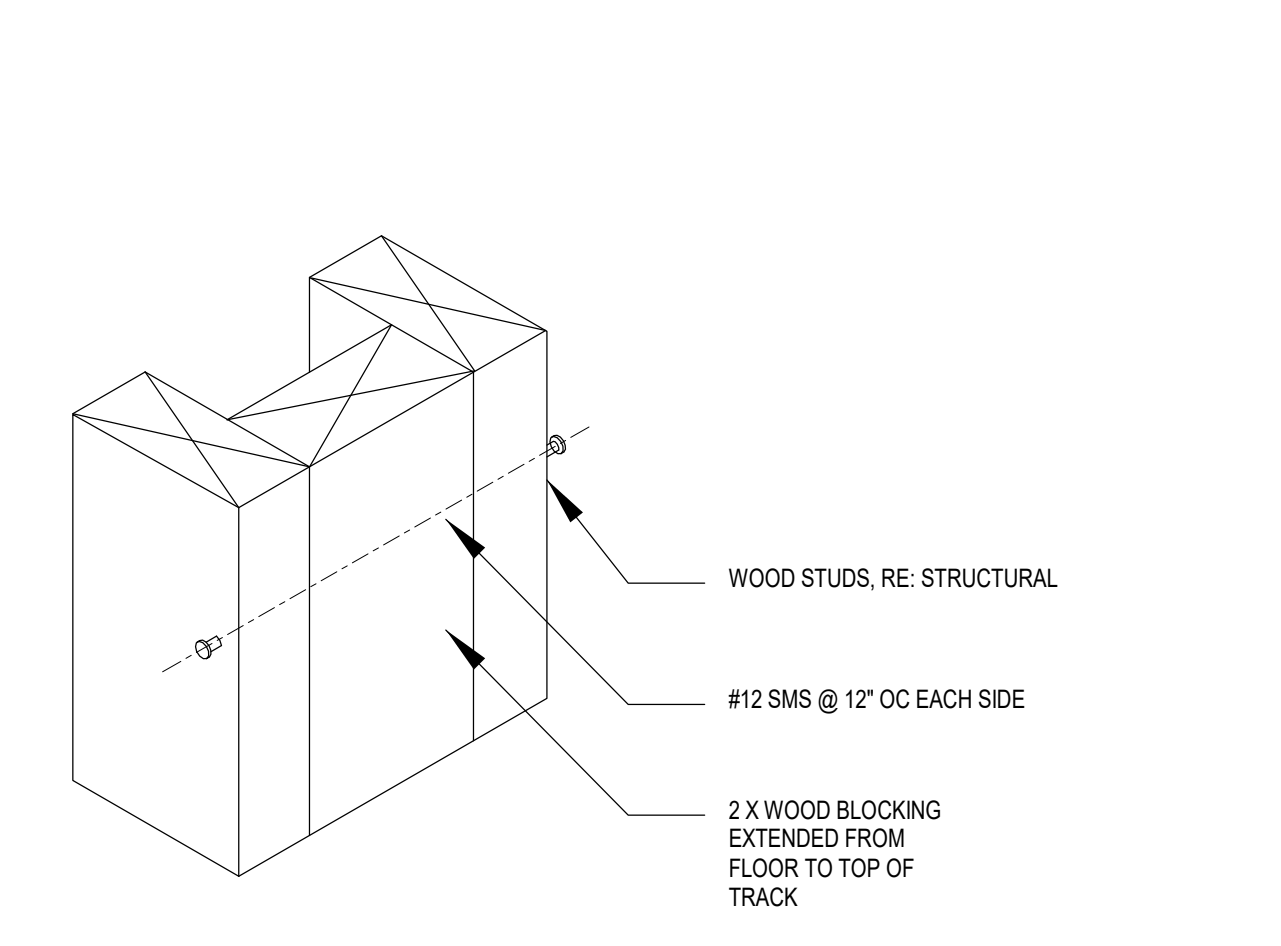
C4 BACKING TYPE 2 MAX 200 LBS/LF  
3" = 1'-0"



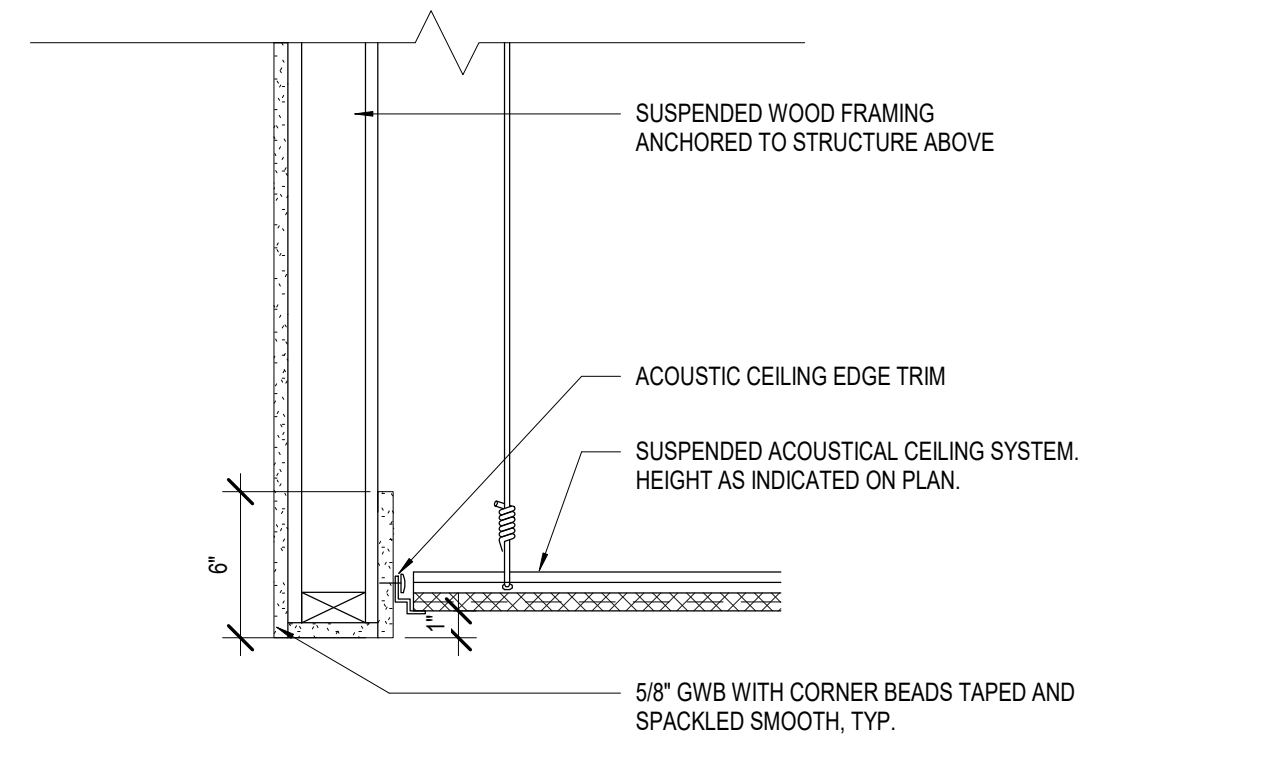
C3 BACKING TYPE 1 MAX 50LBS/LF  
3" = 1'-0"



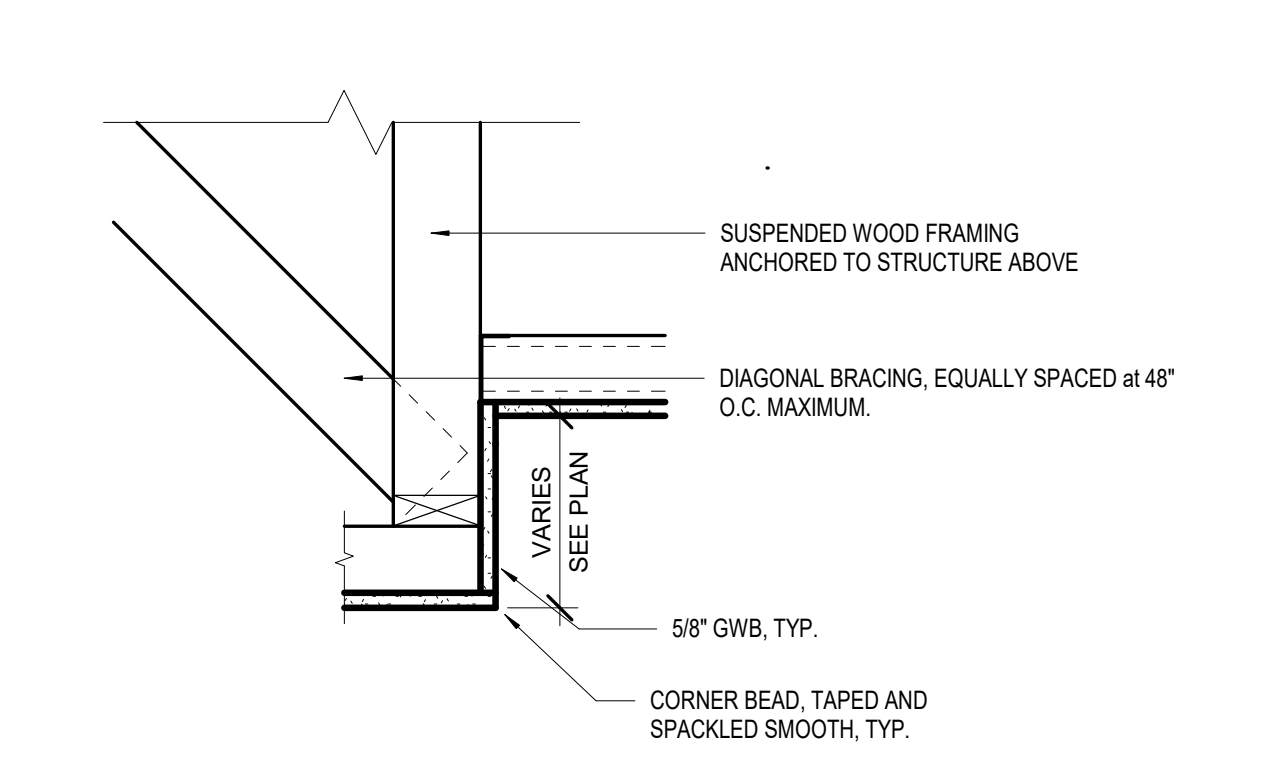
C2 BACKING TYPE 3 MAX 300 LBS/LF  
3" = 1'-0"



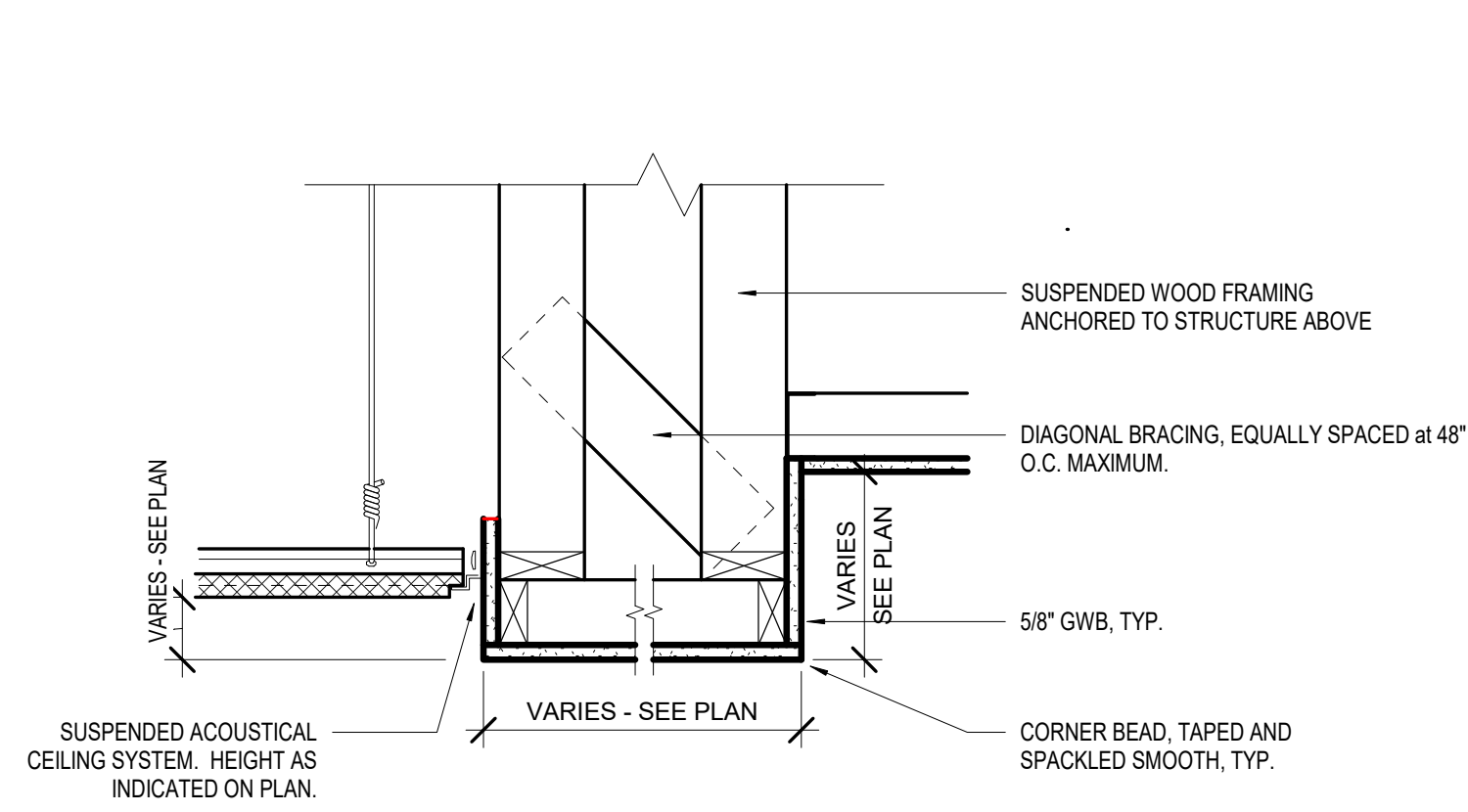
C1 BACKING TYPE 4 MAX 50 LBS/LF  
3" = 1'-0"



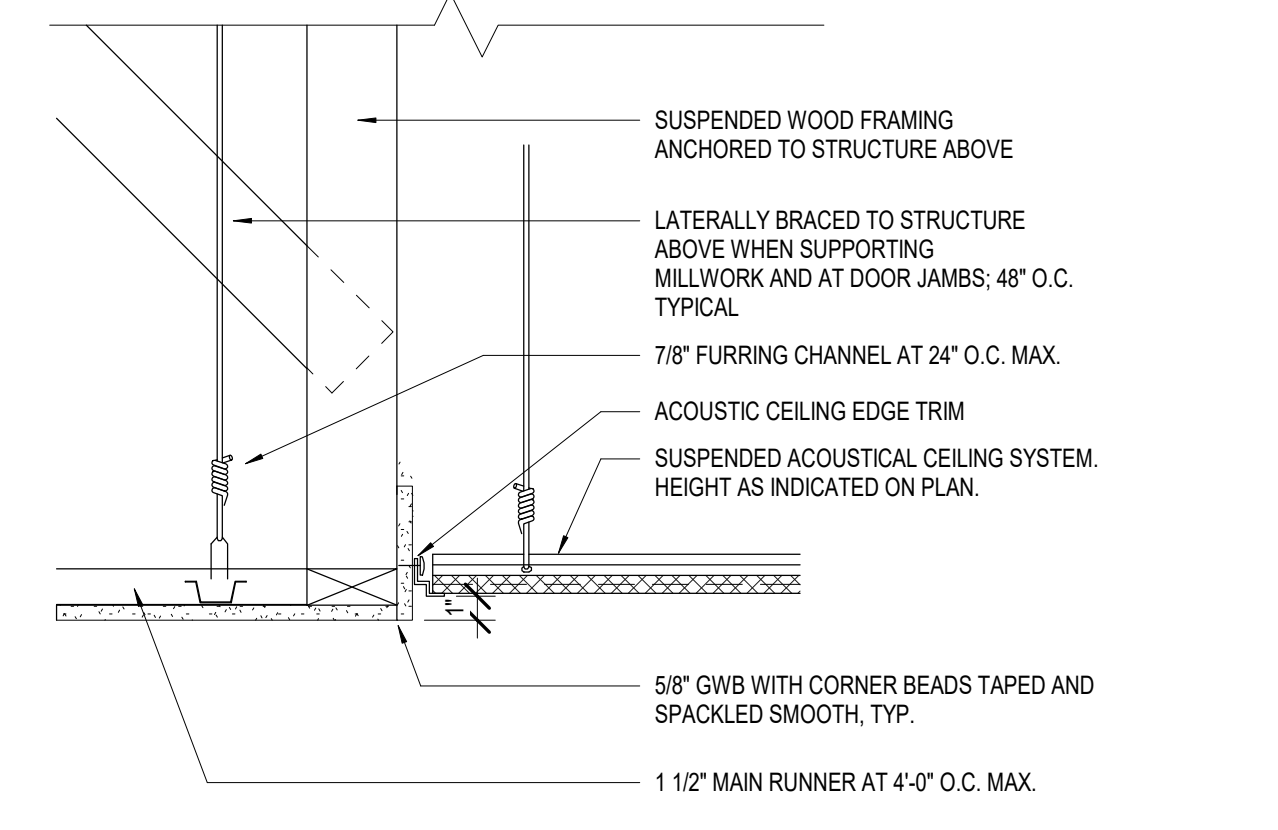
B2 TERMINATE GRID @ ROOF HATCH OPENING  
1 1/2" = 1'-0"



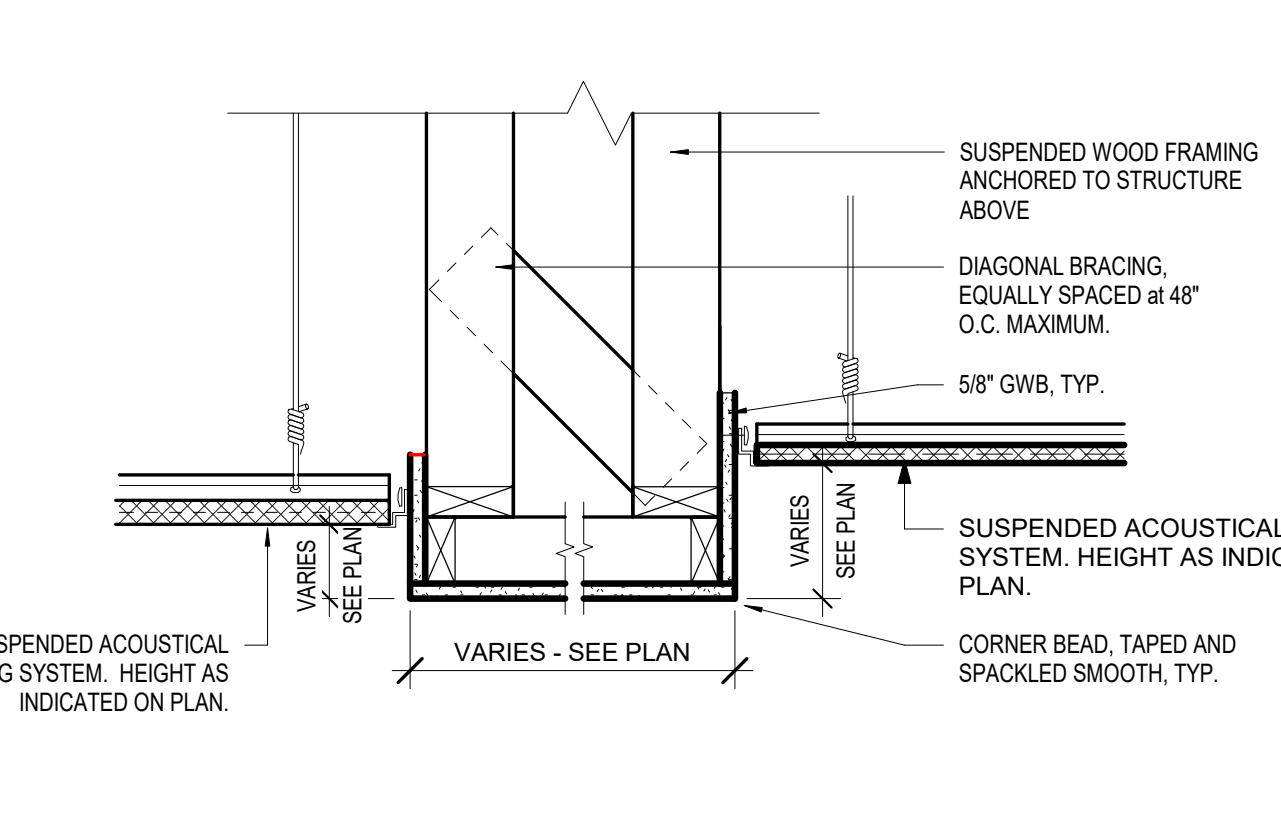
B1 SOFFIT CONDITION NO.4  
1 1/2" = 1'-0"



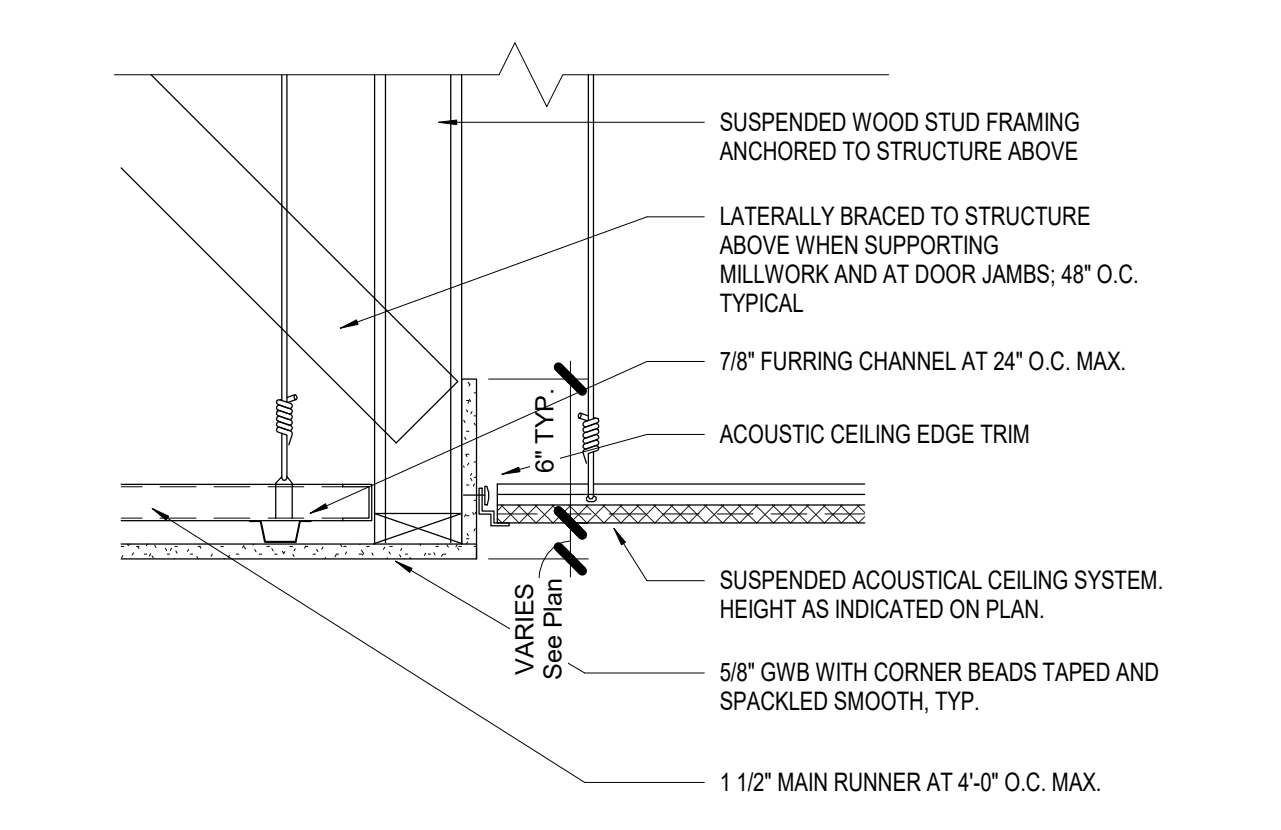
A4 SOFFIT CONDITION NO.3  
1 1/2" = 1'-0"



A3 SOFFIT CONDITION NO.2  
1 1/2" = 1'-0"



A2 SOFFIT CONDITION NO.1  
1 1/2" = 1'-0"



A1 GWB TO ACT - TYPICAL  
1 1/2" = 1'-0"

WHATABURGER 20-M  
LEES SUMMIT

1460 NE DOUGLAS ST  
LEE'S SU MMIT, MO



NOTICE: THIS ARCHITECTURAL AND ENGINEERING DRAWING IS GIVEN IN CONFIDENCE AND SHALL BE USED ONLY PURSUANT TO THE AGREEMENT WITH THE ARCHITECT. NO OTHER USE, DISSEMINATION, OR DUPLICATION MAY BE MADE WITHOUT PRIOR WRITTEN CONSENT OF THE ARCHITECT. ALL COMMON LAW RIGHTS OF COPYRIGHT AND OTHERWISE ARE HEREBY SPECIFICALLY RESERVED.



03/28/19  
PROFESSIONAL OF RECORD:  
CHARLES MICHAEL BUSCH No. 2019022528  
EXP. DATE: 12/31/21

REV	DESCRIPTION	DATE

Project No.: 40497-01

Client Project No.:

Drawing Title:

DETAILS

Date: 12/21/20 Phase: BID/PERMIT

Designed: -- Drawing No.:

Drawn: RDM

Checked: CMB

13.2



C:\Backup\Revit\WB-Lees Summit\MO\_V18\_ARCH\_210113\_ejaquay.rvt

1/27/2021 1:12:57 PM

It all began back in 1950 as a one-man burger stand in Corpus Christi, TX. That “one man” was Harmon Dobson, and he wanted to make burgers so good that folks would take one bite and think “What a burger!” Over the years, the orange and white building became an icon of quality, freshness and hometown hospitality. Harmon passed away in 1967 and it was his loving (and very wise) wife, Grace, who continued Harmon’s vision along with her children. It’s a legacy still carried forward today because in the end, the Dobsons founded more than just a company – they founded a family.

C-4 PHONE ORDER WALL DECOR PLAQUE D-5  
N.T.S. - FOR REFERENCE ONLY

D-3 PHONE ORDER WALL DECOR PHOTO D-1  
N.T.S. - FOR REFERENCE ONLY

C-3 PHONE ORDER WALL DECOR PHOTO D-3  
N.T.S. - FOR REFERENCE ONLY

D-2 PHONE ORDER WALL DECOR PHOTO D-2  
N.T.S. - FOR REFERENCE ONLY

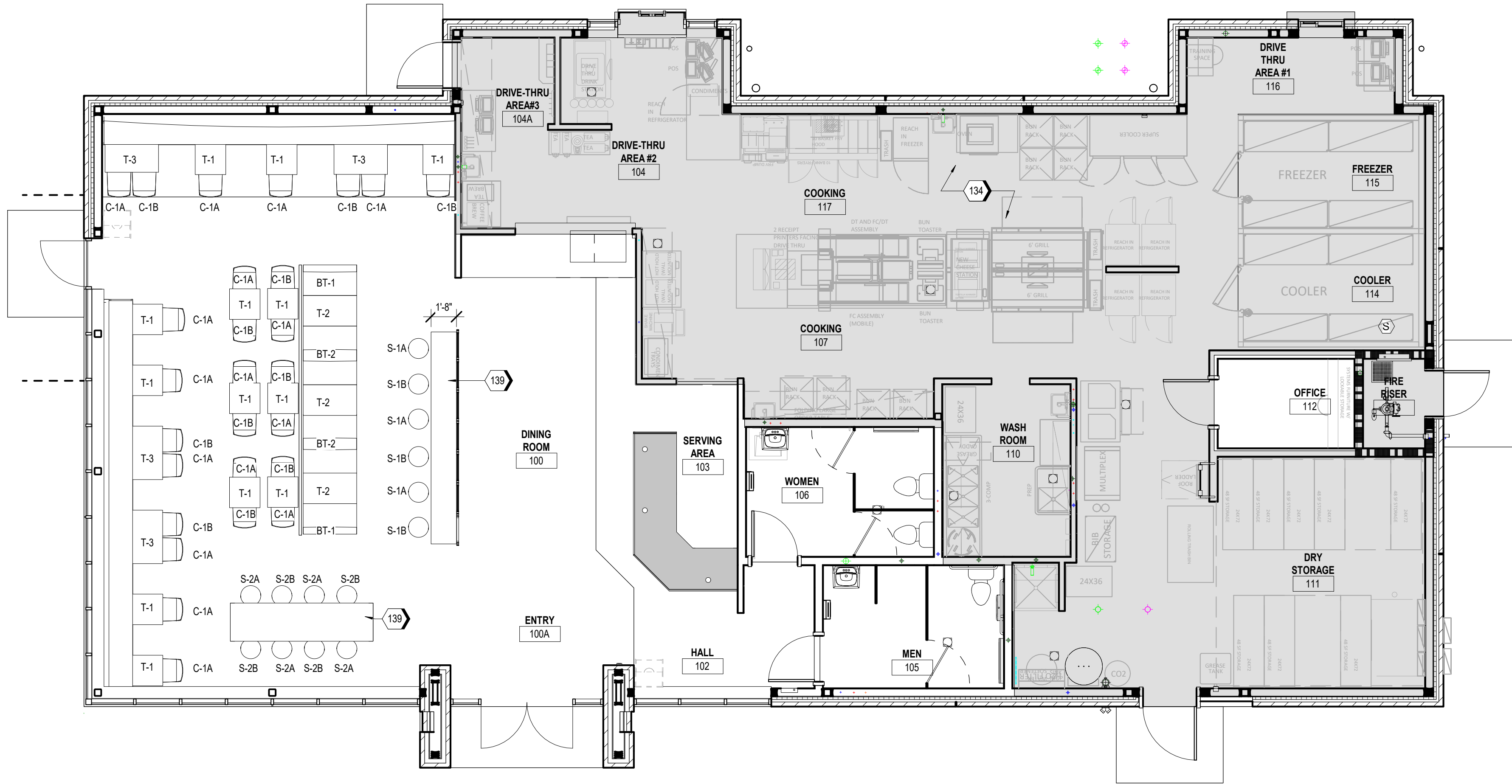
C-2 PHONE ORDER WALL DECOR PHOTO D-4  
N.T.S. - FOR REFERENCE ONLY

C-1 PHONE ORDER WALL DECOR ASSEMBLY, D-1 THRU D-5  
N.T.S. - FOR REFERENCE ONLY

## KEYNOTE LEGEND

- 134 | KITCHEN EQUIPMENT PROVIDED BY WHATABURGER, NOT IN FF&E SCOPE.  
139 | MILLWORK TABLES

A1 FURNITURE PLAN  
3/16" = 1'-0"



RELEASE FOR  
CONSTRUCTION  
AS NOTED ON PLANS REVIEW  
DEVELOPMENT SERVICES  
LEES SUMMIT, MISSOURI  
10/13/2021

ms

ms consultants, inc.  
engineers, architects, planners  
2221 Schrock Road  
Columbus, Ohio 43229  
p 614.898.7100  
f 614.898.7570  
www.msconsultants.com

## WHATABURGER 20-M LEES SUMMIT

1460 NE DOUGLAS ST  
LEES SUMMIT, MO



NOTICE: THIS ARCHITECTURAL AND ENGINEERING  
DRAWING IS GIVEN IN CONFIDENCE AND SHALL BE USED  
ONLY PURSUANT TO THE AGREEMENT WITH THE  
ARCHITECT. NO OTHER USE, DISSEMINATION, OR  
DUPLICATION MAY BE MADE WITHOUT PRIOR WRITTEN  
CONSENT OF THE ARCHITECT. ALL COMMON LAW RIGHTS  
OF COPYRIGHT AND OTHERWISE ARE HEREBY  
SPECIFICALLY RESERVED.



10/22/19  
PROFESSIONAL OF RECORD:  
CHARLES MICHAEL BUSCH No. 2019022528  
EXP. DATE: 12/31/21

REV	DESCRIPTION	DATE

Project No.: 40497-01

Client Project No.:

Drawing Title:

FURNITURE PLAN

Date: 12/21/20 Phase: BID/PERMIT

Designed: --

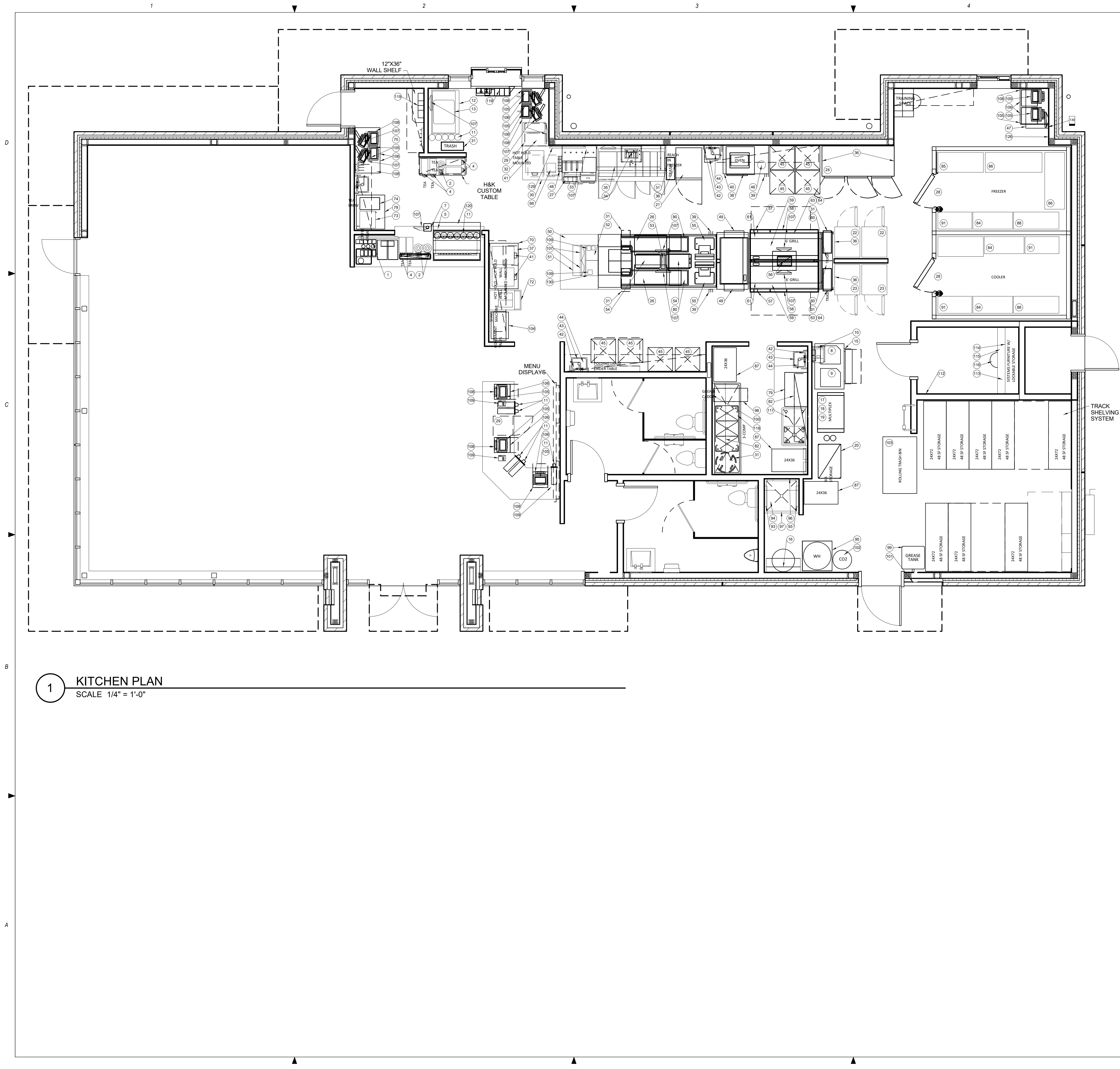
Drawn: RDM

Checked: CMB

Drawing No.:

14.1





1 KITCHEN PLAN  
SCALE: 1/4" = 1'-0"

NO.	PT20 QTY	SUPPLIED BY	INSTALLED BY	EQUIPMENT DESCRIPTION
1	3	WB	GC	TOMLINSON LID HOLDERS - FIVE COMPARTMENT
2	8	WB	GC	WILBUR CURTIS COFFEE DISPENSERS W/ STANDS
3				
4	2	WB	GC	SET OF 4 TEA DISPENSERS
5	1	WB	RC	COLLETT 24 VALVE DRINK DISPENSER RH ICE DISPENSER
6				
7	1	KM	GC	STAINLESS ICE TRANSPORT TUBE COVER
8	1	WB	RC	3000A 3 PHASE COLLETT ICE MAKER W/ REMOTE CONDENSER
9	1	WB	RC	2000B 3 PHASE COLLETT ICE MAKER W/ REMOTE CONDENSER
10	1	WB	RC	ICE MANAGER/DIVERTER KITS
11	20	WB	GC	TOMLINSON CUP DISPENSERS
12	1	KM	GC	STAINLESS DRIVE THRU CORNELIUS DRINK STATION STAND
13	1	WB	RC	CORNELIUS ESSEX 12 VALVE DRINK STATION
14	0	WB	RC	FOLLETT SGL300S - 1,000 LBS ICE BIN
15	1	WB	RC	FOLLETT SGL300S - 1,000 LBS ICE BIN
16	1	O	O	WATER FILTER SET
17	1	WB	RC	MULTIPLEX REFRIGERATION UNIT W/ REMOTE CONDENSER
18	1	WB	RC	MULTIPLEX REFRIGERATION STAND
19	1	WB	RC	MULTIPLEX AIR COMPRESSOR
20	1	WB	GC	24" X 36" THREE TIER BAG IN THE BOX SHELF UNIT
21	1	WB	GC	TRAULEN 2 HALF DOOR FREEZER WITH CASTERS - RIGHT HINGE
21.1	0	WB	GC	TRAULEN 2 HALF DOOR FREEZER WITH CASTERS - LEFT HINGE
22	2	WB	GC	TRAULEN 2 HALF DOOR REFRIGERATORS W/ CASTERS - LEFT HINGE
23	2	WB	GC	TRAULEN 2 HALF DOOR REFRIGERATORS W/ CASTERS - RIGHT HINGE
24	1	WB	GC	TRAULEN 3 FULL DOOR SUPER COOLER W/ CASTERS
25	0	WB	GC	BEVERAGE AIR UPO20 UNDER COUNTER REFRIGERATOR - LEFT HINGE
26	2	WB	GC	BEVERAGE AIR UPO24 UNDER COUNTER REFRIGERATOR
27	1	WB	GC	H&K Fry Freezer and base
28	1	O	O	INTERIOR WALK IN FREEZER/COOLER BOX
29	2	WB	GC	BEVERAGE AIR UNDER COUNTER REFRIGERATOR RIGHT HINGE
30	2	KM	GC	PRE-WIRED DRIVE THROUGH STAND
31	7	WB	GC	RUBBERMAD TRASH CANS WITH CARTS
32	1	KM	GC	3 PAN CONDIMENT STAND
33	1	WB	GC	MOBILE FRY STAND - NO LOWER HEAT
34	2	KM	GC	WALL HUNG FRY HOOD W/ STAINLESS DUCT SHROUD & ANSUL SYSTEM
35	1	WB	GC	10 BANK PITCO ELECTRIC FRYERS
35.1	0	WB	GC	7 BANK PITCO ELECTRIC FRYERS
36	5	KM	GC	STAINLESS TRAULEN SHELVES
37	1	WB	GC	MICROWAVE
38	1	WB	GC	ELECTRIC OVEN
39	2	KM	GC	8 GZ. GRAY CUP & LID HOLDERS
40	1	KM	GC	STAINLESS OVEN STAND
41	2	KM	GC	HOT TO GO HOLDING BOX
42	8	WB	GC	WALL MOUNTED SOAP & SANITIZER DISPENSERS (2 per sink)
43	4	WB	GC	STAINLESS HAND SINKS
44	4	WB	GC	WALL MOUNTED PAPER TOWEL DISPENSERS
45	9	O	O	BUN RACK
46	1	KM	GC	4 GZ. GRAY CUP & LID HOLDER
47	0	KM	GC	STAINLESS CASHIER STAND - 1 CASH DRAWER
48	1	KM	GC	DIPPING SAUCE HOLDER
49	2	KM	GC	INTERNAL CENTER LINE CHEESE STATION
50	1	KM	GC	PRE-WIRED CENTER ISLAND STAND
51	2	KM	GC	CENTER ISLAND CONDIMENT HOLDERS
52	1	KM	GC	CENTER ISLAND POWER CHASE
53	1	KM	GC	CENTER ISLAND MONITOR CHASE
54	2	WB	GC	DOOR & SPEED HOLDING BINS
55	2	WB	GC	BUN TOASTERS
56	1	KM	GC	6 FOOT GRILL HOOD W/ STAINLESS DUCT SHROUD & ANSUL
57	2	KM	GC	SPATULA HOLDERS
58	2	KM	GC	6 FOOT MOBILE GRILL CARRIERS W/ DRAWERS
59	2	WB	GC	6 FOOT ELECTRIC GRILLS
60	2	KM	GC	STAINLESS LANDING SHELVES
61	2	WB	GC	FAST TRANSFER ZONE TIMERS (NOT SHOWN)
62	1	WB	GC	1 SET TRANSFER ZONE PLATE (NOT SHOWN)
63	2	WB	GC	3 FOOT PRINCE CASTLES STICK TIMERS (NOT SHOWN)
64	2	WB	GC	2 FOOT PRINCE CASTLES STICK TIMERS (NOT SHOWN)
65	28	KM	GC	STAINLESS BASE TILE CORNERS (NOT SHOWN)
66	1	WB	GC	PRE CABINET
67				
68				
69	1	WB	GC	TOMLINSON LID HOLDERS - FOUR COMPARTMENT
70	2	WB	GC	24" X 48" STAINLESS WORK TABLE W/ 2 UNDER SHELVES
71	0	WB	GC	24" X 36" STAINLESS WORK TABLE W/ 2 UNDER SHELF
72	1	WB	GC	ELECTRO FREEZE SHAKE MACHINE
73	1	WB	GC	WILBUR CURTIS COFFEE BREWER
74	1	WB	GC	TEA BREWER
75	0	WB	GC	LAPTOP CABINET
76	2	O	O	K GUARD FIRE EXTINGUISHERS
77	4	O	O	10LB ABC FIRE EXTINGUISHERS
78	1	WB	GC	30" X 36" stainless table with one under shelf
79	1	WB	GC	24" X 36" stainless table with back splash & one under shelf
80	2	WB	GC	TOAST CART SHELVES
81	1	WB	GC	24" X 42" THREE TIER FIXED SHELF UNITS
82	4	WB	GC	WALL MOUNT OVER SHELVES
83	2	WB	GC	SET OF CHAIRS/WALL MOUNT UTILITY SHELVES
84	3	WB	GC	38" X 42" THREE TIER FIXED SHELF UNITS
85	2	WB	GC	48" DUNNAGE RACK
86	2	WB	GC	60" DUNNAGE RACK
87	1	WB	GC	24" X 36" THREE TIER FIXED SHELF UNITS
88	0	WB	GC	24" X 48" FOUR TIER MOBILE SHELF UNITS
89	0	WB	GC	18" X 48" THREE TIER FIXED SHELF UNITS
90	1	WB	GC	24" X 36" FOUR TIER MOBILE SHELF UNITS
91	3	WB	GC	18" X 24" THREE TIER FIXED SHELF UNITS
92	0	WB	GC	24" X 42" 4 TIER MOBILE SHELF UNIT
93	2	WB	GC	STAINLESS MOP HOLDER
94	1	GC	GC	LAMINATE ALL SIDES MOP SINK SHELF
95	1	KM	GC	STAINLESS WATER HEATER STAND
96	1	KM	GC	STAINLESS MOP SINK SURROUND
97	1	KM	GC	STAINLESS MOP SINK TREAD
98	1	WB	GC	MOBILE GREASE CADDY
99	1	WB	GC	GREASE STORAGE TANK W/ LEG KIT
100	1	KM	GC	STAINLESS BASE TILE GUARD
101	1	KM	GC	STAINLESS GREASE WALL GUARD
102	1	O	O	BULK CO2 TANK W/ LEG KIT, FILL BOX & SPARE CO2 CYLINDERS
103	1	WB	GC	ROLLING TRASH BIN
104	1	KM	GC	STAINLESS CHECK BACK TRAY HOLDER
105	7	O	O	CASH REGISTERS
106	7	O	O	CASH DRAWERS
107	16	O	O	FLAT SCREEN MONITORS
108	7	WB	GC	LOCK ROSES (NOT SHOWN)
109	4	O	O	PRINTERS (NOT SHOWN)
110	1	WB	GC	2 DOOR LOCKING STORAGE CABINET
111	1	WB	GC	4 DRAWER FILE CABINET
112	1	O	O	WALL MOUNT WASH RACK
113	1	O	O	SAFE
114	1	GC	GC	SET OF WALL MOUNT LAMINATE ALL SIDE SHELVING W/ HEAVY TRACK
115	1	GC	GC	LAMINATE ALL SIDES DESKTOP
116	1	WB	GC	OFFICE CHAIR
117	1	WB	GC	SINGLE COMPARTMENT PREP SINK RIGHT HAND DRAIN BOARD
118	1	WB	GC	BATTLESHIP 3 COMPARTMENT SINK
119	2	KM	GC	4 COMPARTMENT WALL MOUNT CONDIMENT BIN
120	1	KM	GC	FOLLETT SHELF
121	0	KM	GC	FOLLETT SHROUDS
122				
123				
124				
125	1	O	O	FIRST AID KIT
126	1	O	O	HME SYSTEM
127	2	WB	GC	EXTERIOR TRASH CANS W/ LIDS (NOT SHOWN)
128	2	WB	GC	SMOKER'S OUTPOST (NOT SHOWN)
129	1	O	O	47" WID WALL MOUNTED MONITOR
130	1	O	O	PRE-PRODUCTION TABLE AND MOUNT - SAMSUNG GALAXY TAB A

RELEASE FOR  
CONSTRUCTION  
AS NOTED ON PLANS REVIEW  
DEVELOPMENT SERVICES  
LEES SUMMIT, MISSOURI  
10/13/2021

**ms consultants, inc.**  
engineers, architects, planners  
2221 Schrock Road  
Columbus, Ohio 43229  
p 614.898.7100  
f 614.898.7570  
www.msconsultants.com

WHATABURGER 20-M  
LEES SUMMIT

1460 NE DOUGLAS ST  
LEES SU MMIT, MO

NOTICE: THIS ARCHITECTURAL AND ENGINEERING  
DRAWING IS GIVEN IN CONFIDENCE AND SHALL BE USED  
ONLY PURSUANT TO THE AGREEMENT WITH THE  
ARCHITECT. NO OTHER USE, DISSEMINATION, OR  
DUPLICATION MAY BE MADE WITHOUT PRIOR WRITTEN  
CONSENT OF THE ARCHITECT. ALL COMMON LAW RIGHTS  
OF COPYRIGHT AND OTHERWISE ARE HEREBY  
SPECIFICALLY RESERVED.

FOR  
REFERENCE  
ONLY

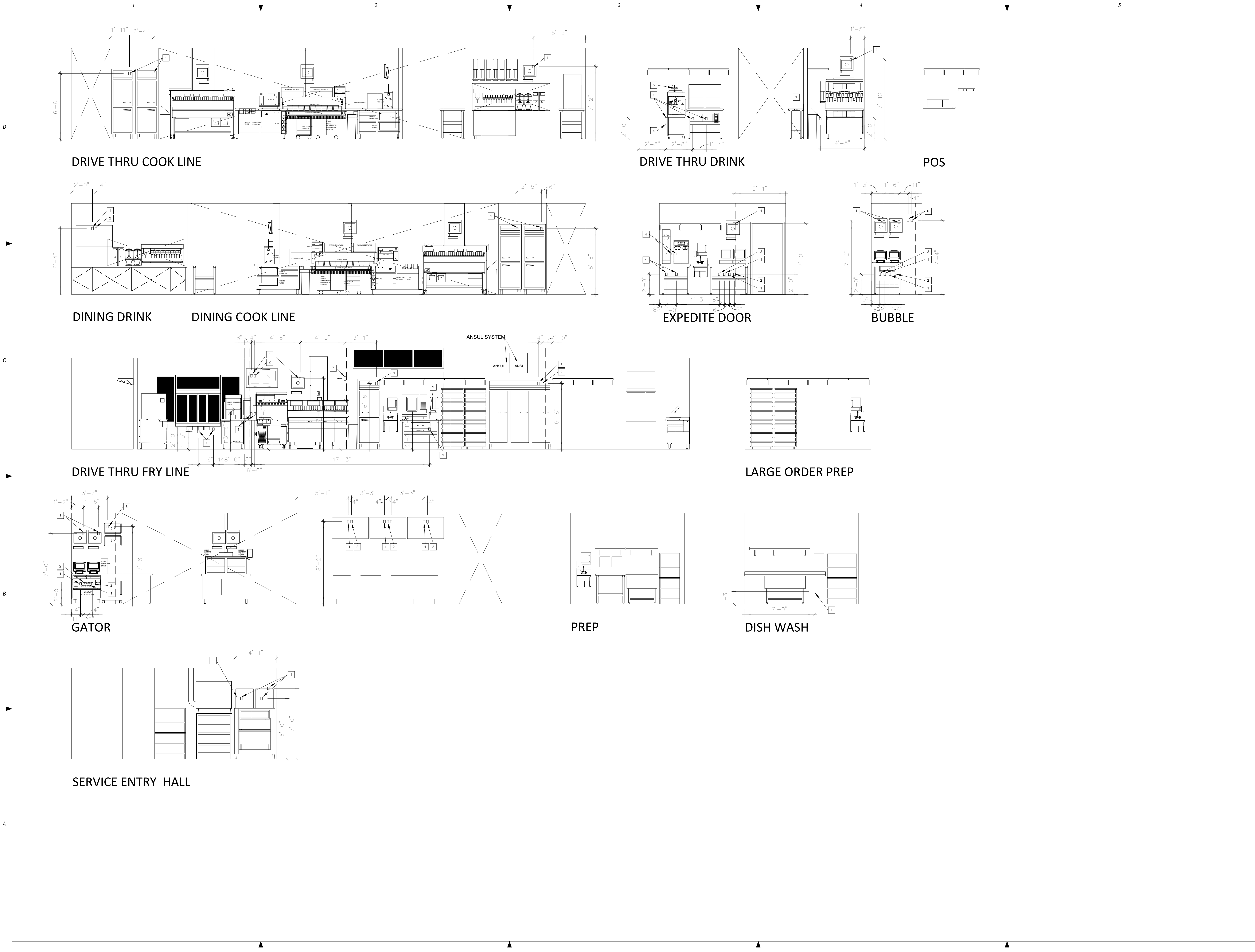
REV	DESCRIPTION	DATE

Project No.: 40497-01  
Client Project No.:  
Drawing Title:  
KITCHEN PLAN - FOR  
REFERENCE ONLY  
Date: 12/21/20 Phase: BID/PERMIT  
Designed: -- Drawing No.: K1.1  
Drawn: RDM  
Checked: CMB



C:\Backup\Revit\WB-Lees Summit-MO\_V18\_ARCH\_210113\_ejaquay.rvt

1/27/2021 1:13:04 PM



RELEASE FOR  
CONSTRUCTION  
AS NOTED ON PLANS REVIEW  
DEVELOPMENT SERVICES  
LEES SUMMIT, MISSOURI  
10/13/2021

**ms consultants, inc.**  
engineers, architects, planners  
2221 Schrock Road  
Columbus, Ohio 43229  
p 614.898.7100  
f 614.898.7570  
www.msconsultants.com

**WHATABURGER 20-M  
LEES SUMMIT**

**WHATABURGER**

1460 NE DOUGLAS ST  
LEES SUMMIT, MO

NOTICE: THIS ARCHITECTURAL AND ENGINEERING  
DRAWING IS GIVEN IN CONFIDENCE AND SHALL BE USED  
ONLY PURSUANT TO THE AGREEMENT WITH THE  
ARCHITECT. NO OTHER USE, DISSEMINATION, OR  
DUPLICATION MAY BE MADE WITHOUT PRIOR WRITTEN  
CONSENT OF THE ARCHITECT. ALL COMMON LAW RIGHTS  
OF COPYRIGHT AND OTHERWISE ARE HEREBY  
SPECIFICALLY RESERVED.

10/26/20  
PROFESSIONAL OF RECORD:  
CHARLES MICHAEL BUSCH No. 2019022528  
EXP. DATE: 12/31/21

REV	DESCRIPTION	DATE

Project No.: 40497-01

Client Project No.:

Drawing Title:  
**KITCHEN ELEVATIONS - FOR  
REFERENCE ONLY**

Date: 12/21/20Phase: BID/PERMIT

Designed: --Drawing No.:  
Drawn: RDM  
Checked: CMB

**K2.2**