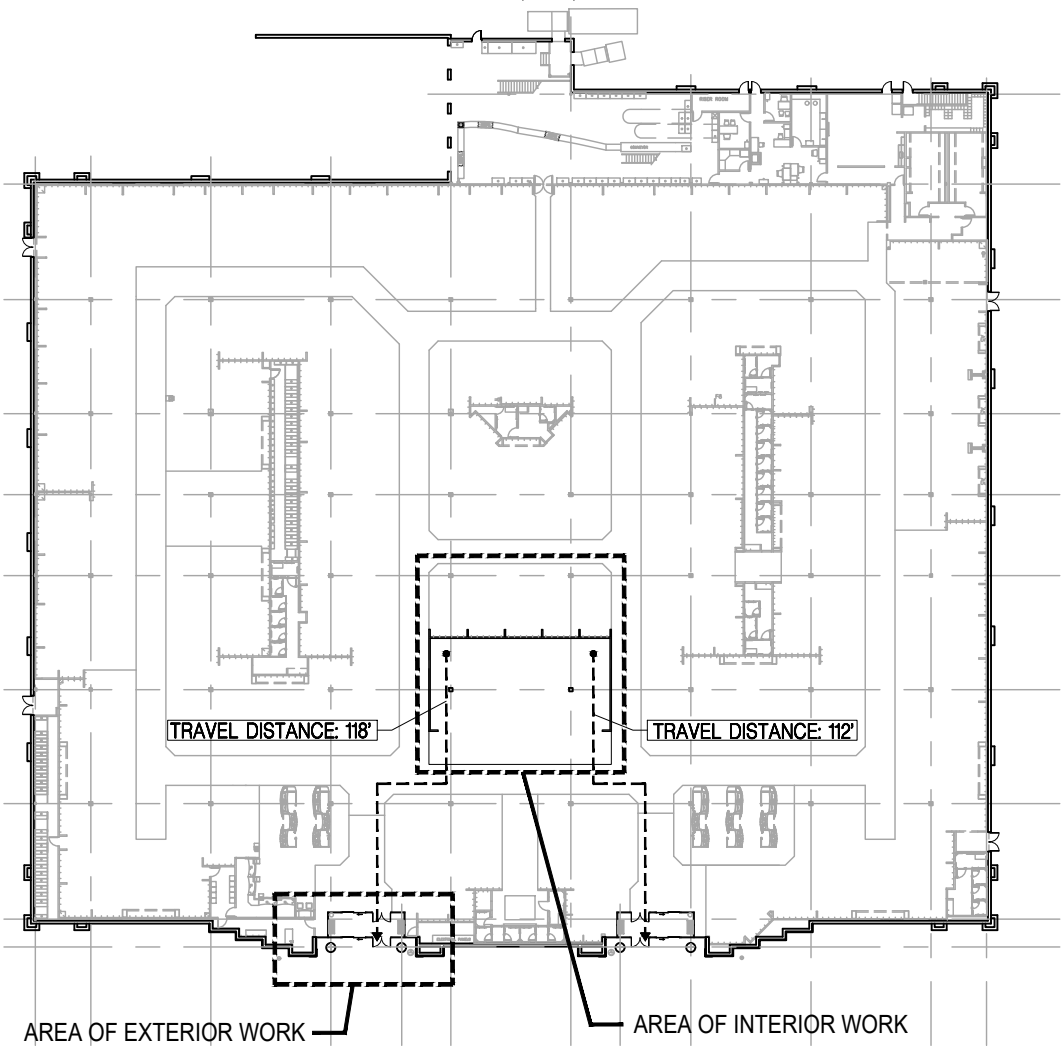



SEPHORA BEAUTY INTERIOR REMODEL		
GENERAL NOTES	AREA OF WORK/EGRESS PLAN	APPLICABLE CODES
<div><div>1. THE WORK DELINEATED IN THESE DRAWINGS AND DESCRIBED IN THE SPECIFICATION SHALL CONFORM TO ALL CODES AND STANDARDS THAT HAVE JURISDICTION IN THE SPECIFIED STATE AND CITY.</div><div>2. ALL REQUIREMENTS AND REGULATIONS PERTAINING TO ACCESSIBILITY AND OSHA MUST BE INCORPORATED IN THE WORK EVEN THOUGH THEY MAY NOT BE LISTED INDIVIDUALLY AND SEPARATELY IN EITHER THE DRAWINGS OR SPECIFICATIONS.</div><div>3. THESE GENERAL NOTES SHALL APPLY TO ALL DRAWINGS AND GOVERN UNLESS OTHERWISE NOTED OR SPECIFIED.</div><div>4. VERIFY ALL EXISTING DIMENSIONS AND CONDITIONS AT THE JOB SITE PRIOR TO START OF CONSTRUCTION.</div><div>5. DO NOT SCALE DRAWINGS.</div><div>6. UNLESS OTHERWISE SHOWN OR NOTED, ALL TYPICAL DETAILS SHALL BE USED WHERE APPLICABLE.</div><div>7. ALL DETAILS SHALL BE CONSIDERED TYPICAL AT SIMILAR CONDITIONS.</div><div>8. THE GENERAL CONTRACTOR SHALL BE SOLELY AND COMPLETELY RESPONSIBLE FOR THE SAFETY OF ALL PERSONS & PROPERTY AND FOR THE SAFE CONDITION OF THE SITE AT ALL TIMES DURING CONSTRUCTION.</div><div>9. CONSTRUCTION WORK WILL NOT BLOCK AISLES OR MEANS OF EGRESS.</div><div>10. CONTRACTOR SHALL REFER TO GENERAL NOTES AS DESCRIBED ON EACH DRAWING SHEET AND INCORPORATE AS A PART OF THIS SCOPE OF WORK.</div><div>11. ABSOLUTELY NO FINISH SUBSTITUTIONS WILL BE ALLOWED, UNLESS APPROVED BY THE OWNER IN WRITING.</div><div>12. CONTRACTOR TO MAINTAIN PREMISES BROOM CLEAN THROUGHOUT CONSTRUCTION UP TO AND INCLUDING FIXTURE DATE.</div><div>13. THE GC TO COORDINATE SHIPMENT AND DELIVERY OF ALL CONSTRUCTION RELATED MATERIALS AND NOTIFY KOHL'S OF ANY DAMAGES AND SHORTAGES.</div></div>	 <p>AREA OF EXTERIOR WORK</p> <p>AREA OF INTERIOR WORK</p> <p>SCALE: 1/64" = 1'-0"</p>	<div><div>BUILDING CODE: 2018 INTERNATIONAL BUILDING CODE</div><div>ACCESSIBILITY CODE: 2009 ICC/ANSI A117.1</div><div>ELECTRICAL CODE: 2017 NATIONAL ELECTRICAL CODE</div><div>MECHANICAL CODE: 2018 INTERNATIONAL MECHANICAL CODE</div><div>PLUMBING CODE: 2018 INTERNATIONAL PLUMBING CODE</div><div>ENERGY CODE: 2018 INTERNATIONAL ENERGY CONSERVATION CODE</div><div>FIRE CODE: 2018 INTERNATIONAL FIRE CODE</div></div> <div><div>BUILDING SUMMARY</div><div>OCCUPANCY GROUP (UNCHANGED): NON-SEPARATED MIXED USE OCCUPANCY WITH MERCANTILE, BUSINESS AND STORAGE S-1 OCCUPANCIES</div><div>CONSTRUCTION TYPE (UNCHANGED): TYPE II-B, FULLY SPRINKLERED</div><div>ALLOWABLE AREA (UNCHANGED): UNLIMITED AREA ACTUAL AREAS: MAIN LEVEL/MEZZ: 86,841/6,972 SF AREA OF REMODELING: APPROX. 2,500 S.F.</div><div>OCCUPANCY SEPARATION (UNCHANGED): NONE REQUIRED</div><div>OCCUPANT LOAD AND EXIT REQUIREMENTS: BUILDING AREA + EGRESS COMPONENTS UNCHANGED</div><div>MAXIMUM DISTANCE TO AN EXIT (UNCHANGED): 250 FT. MAXIMUM</div><div>PLUMBING FIXTURE REQUIREMENTS (UNCHANGED): EXISTING FIXTURE COUNT NOT BEING ALTERED</div></div>
FIRE NOTES	PROJECT DESCRIPTION	CONTACTS
<div><div>1. BUILDING IS CURRENTLY EQUIPPED WITH A COMPLETE, SUPERVISED AUTOMATIC FIRE SPRINKLER SYSTEM, WHICH SHALL REMAIN ACTIVE DURING REMODELING. CONTRACTOR IS RESPONSIBLE FOR ALL MODIFICATIONS TO THE EXISTING FIRE SPRINKLER SYSTEM IN AREA AFFECTED BY THE REMODEL WORK. CONTRACTOR/SUBCONTRACTOR SHALL PERFORM ANY REQUIRED MODIFICATIONS IN STRICT CONFORMANCE WITH ALL NFPA/LOCAL REQUIREMENTS AND FIRE DEPARTMENT REGULATIONS. WHEN REQUIRED, CONTRACTOR SHALL SUBMIT PLANS BY A LICENSED FIRE SPRINKLER CONTRACTOR DIRECTLY TO THE JURISDICTIONAL AGENCY(IES) FOR REVIEW AND APPROVAL.</div><div>2. DURING CONSTRUCTION, PROVIDE A PORTABLE FIRE EXTINGUISHER WITH A RATING OF NOT LESS THAN 2A OR 2A10BC WITHIN 75' TRAVEL DISTANCE OF ALL PORTIONS OF THE BUILDING ON EACH FLOOR AND MAINTAIN AISLES LEADING TO REQUIRED EXITS.</div></div>	<p>KOHL'S HAS PARTNERED WITH SEPHORA TO CREATE NEW BEAUTY SHOPS WITHIN THEIR EXISTING STORES. THIS PROJECT IS LIMITED TO THE REMODELING OF THE CENTER CORE AREA OF THE SALES FLOOR. WORK INVOLVES SELECTIVE DEMOLITION TO THE FLOORING, PARTITIONS AND CEILING IN THE AREA IDENTIFIED ABOVE. NEW CEILINGS, LIGHTING, AND FLOORING WILL BE INSTALLED ALONG WITH PARTIAL HEIGHT FIXTURE WALLS. SHALLOW TRENCHING OF THE FLOOR SLAB WILL BE REQUIRED TO ACCOMMODATE NEW IN-SLAB ELECTRICAL RECEPTACLES, NEW STORE FIXTURES WILL BE PROVIDED BY THE OWNER. EXTERIOR SCOPE WILL BE LIMITED TO PAINTING AND NEW SIGNAGE</p> <ul style="list-style-type: none">THERE IS NO PROPOSED INCREASE IN SQUARE FOOTAGE AND NO PROPOSED CHANGE OF USE.MEANS OF EGRESS AND OCCUPANT LOADS ARE NOT IMPACTED AS A RESULT OF THIS PROJECT.THERE ARE NO PROPOSED CHANGES TO THE EXTERIOR SITE, PARKING OR ASSOCIATED ACCESSIBILITY FEATURES.THERE ARE NO PROPOSED CHANGES TO THE MECHANICAL/HVAC SYSTEM OTHER THAN REPOSITIONING OF EXISTING DIFFUSERS AND/OR RETURN GRILLES.THERE ARE NO PROPOSED CHANGES RELATED TO PLUMBING FIXTURE COUNTS.	<div><div>PROJECT MANAGERS</div><div>CASCO 12 SUNNEN DRIVE, #100 ST. LOUIS, MO 63143 TEL: (314) 821-1100 FAX: (314) 821-4162 ATTN: GINA WALTON EMAIL: kohls@cascoCorp.com</div><div>BUILDING DEPT. CITY OF LEE'S SUMMIT 220 SE GREEN STREET LEE'S SUMMIT, MO 64063 TEL: (816) 969-1241 ATTN: JOE FROGGE EMAIL: joe.frogge@cityofls.net</div></div>




LEE SUMMIT


1820 NW CHIPMAN ROAD10472
LEE SUMMIT, MO 64081

INNOVATION-PAD "3"

DEVELOPED BY:
KOHL'S DEPARTMENT STORES, INC.
N56 W17000 RIDGEWOOD DRIVE
MENOMONEE FALLS, WISCONSIN 53051
TEL: (262) 703-7000



12 Sunnen Drive, Suite 100, St. Louis, MO 63143 T: 314.821.1100
CASCO DIVERSIFIED CORPORATION
Architectural Certificate of Authority: 000329
Expiration Date: 12/31/21



3/15/21

KEYMA L. BULLOCK
License Number: 2004011669
PROFESSIONAL OF RECORD
Expiration Date: 12/31/22

SHEET INDEX

T1	TITLE SHEET
D1	DEMO FLOOR PLAN
A1.0	PARTITION PLAN
A1.1	FLOORING PLAN
A1.2	REFLECTED CEILING PLAN
A2.0	INTERIOR DETAILS
A2.1	CEILING DETAILS
A3.0	EXTERIOR ELEVATIONS
E1	LIGHTING PLAN
E2	POWER PLAN
E2.1	ELECTRICAL DETAILS
F1	FIXTURE INSTALLATION PLAN

NO.	DATE	DESCRIPTION
△	03/19/21	PERMIT ISSUE
△		
△		
△		

TITLE SHEET

SCALE: 1/64" = 1'-0" SHEET: T1

PROJECT #: 2100584

DRWN BY: LEN CHKD BY: LAH

BLDG. SUBMITTAL: 03/19/21

PERMIT ISSUE - 03/19/2021

GENERAL DEMO NOTES

1. DEMOLITION PLAN SHOWS APPROXIMATE LAYOUT OF EXISTING BUILDING AND IS NOT INTENDED TO REPRESENT "AS-BUILT" CONDITIONS. CONTRACTOR SHALL VISIT THE SITE AND OTHERWISE BECOME FAMILIAR WITH ACTUAL CONDITIONS WHEN BIDDING THE WORK. PRIOR TO STARTING WORK, CONTRACTOR SHALL VERIFY EXISTING CONDITIONS, DIMENSIONS AND SIZES, AND/OR ITEMS NOT INDICATED ON DRAWINGS, THAT MAY REQUIRE DEMOLITION BUT NOT DESCRIBED OR SHOWN.
2. CONTRACTOR SHALL MAKE PROVISIONS FOR TEMPORARY PROTECTION AND OR BARRIERS NECESSARY TO PERFORM THE WORK. PROVIDE ALL SAFETY BARRICADES TO PROTECT PUBLIC AT LARGE. COMPLY WITH APPLICABLE REGULATIONS.
3. CONTRACTOR SHALL PROVIDE DUMPSTERS SERVING ALL AREAS OF DEMOLITION AND FOR THE DISCARDING OF ALL DEMOLISHED MATERIALS. DEMOLITION SHALL COMPLY WITH ALL LOCAL REQUIREMENTS FOR PERCENTAGE OF RECYCLING REQUIRED. IDENTIFICATION SHALL BE PROVIDED TO THE MUNICIPALITY DESCRIBING WHERE DEMOLISHED MATERIAL WILL BE TRANSPORTED.
4. FLUORESCENT LIGHT FIXTURES TO BE DEMOLISHED SHALL BE DISPOSED OF IN ACCORDANCE WITH STATE ENVIRONMENTAL REGULATIONS. FLUORESCENT LAMPS SHALL BE REMOVED UNBROKEN, PACKAGED & SEALED.
5. CONTRACTOR IS RESPONSIBLE FOR MODIFICATIONS TO EXISTING FIRE PROTECTION, HVAC AND GAS SYSTEMS (INCLUDING RELOCATION/REMOVAL OF ALL ABANDONED COMPONENTS, AND ASSOCIATED REPAIRS AS REQUIRED).

DEMO FLOOR & PARTITION NOTES

1. COMPLETELY REMOVE AND DISPOSE OF EXISTING NON-BEARING INTERIOR PARTITIONS WITHIN WORK AREA INCLUDING ALL BRACING, ANCHORAGES AND ATTACHED COMPONENTS. REMOVE ALL MISC. DEVICES WITHIN WALL AS REQUIRED FOR COMPLETE DEMOLITION.
2. REMOVE AND DISPOSE OF EXISTING FLOORING IN WORK AREA, INCLUDING WALL BASE, TRANSITION STRIPS AND/OR OTHER ACCESSORIES. REMOVE ALL ADHESIVES FROM EXISTING CONCRETE SLAB.
3. ALL TILE REMOVAL SHALL REMOVE WHOLE TILES AND TO NEAREST GROUT JOINT.
4. CONTRACTOR TO REMOVE AND SAVE FIRE EXTINGUISHERS, MOUNTING BLOCKS AND BACKERS FROM WALLS PRIOR TO DEMOLITION OF WALLS AND COLUMN ENCLOSURES.
5. ALL CORNICE ASSOCIATED WITH WALLS BEING DEMOLISHED SHOULD BE REMOVED AND DISPOSED OF.
6. REMOVE AND DISPOSE OF ANY NON-STRUCTURAL "FAUX" COLUMN FIXTURES WITHIN THE AREA OF WORK.

DEMO CEILING NOTES

1. CONTRACTOR TO REMOVE AND DISPOSE OF JEWELRY SOFFIT AND SOFFIT SUPPORT SYSTEMS. DEMO AS REQUIRED TO JUST ABOVE SALES FLOOR CEILING.
2. CONTRACTOR TO REMOVE AND DISPOSE OF LOWER SUSPENDED CEILING WITHIN JEWELRY SOFFIT INCLUDING ACT, GRID, DRYWALL, ETC.
3. CONTRACTOR TO REMOVE AND DISPOSE OF ANY EXISTING CEILING MOUNTED WAYFINDING SIGNAGE WITHIN THE AREA OF WORK.

DEMO ELECTRICAL & DATA NOTES

1. CONTRACTOR TO SALVAGE ALL 2X4 AND 2X2 LIGHTING AND SECURITY FIXTURES WITHIN THE JEWELRY SOFFIT AREA AND ANY OFF GRID 2X4 AND 2X2 DUE TO THE REMOVAL OF THE JEWELRY SOFFIT AND ANY WALLS WITHIN THE AREA OF WORK.
2. CONTRACTOR TO REMOVE AND DISPOSE OF ALL REMAINING LIGHTING WITHIN THE JEWELRY SOFFIT AREA.
3. OTHERS TO SALVAGE ALL SECURITY ITEMS SUCH AS PUBLIC VIEWING MONITORS, 360 SENSORS, SPEAKERS OR CAMERAS.
4. CONTRACTOR TO REMOVE AND DISPOSE OF ALL POWER AND DATA DEVICES WITHIN THE WORK AREA. DEMO BACK TO SALES FLOOR CEILING AND TERMINATE IN A COVERED LABELED JUNCTION BOX.
6. FOR FEEDERS TO BE DEMOLISHED, REMOVE CONDUCTOR AND ACCESSIBLE LENGTHS OF FEEDER CONDUIT. CUT OFF CONDUIT STUBS TO 1" BELOW FLOOR LEVEL AND CAP/SEAL CONDUITS. PATCH FLOOR AS REQUIRED.
7. CONTRACTOR TO REMOVE AND DISPOSE OF ALL TRACK LIGHTING WITHIN AREA OF WORK (HEADS AND TRACK)
8. BRANCH CIRCUITS THAT EXTEND THROUGH THE DEMO'D AREA SHALL BE MAINTAINED AND RECONNECTED.

DEMOLITION PLAN KEYNOTES

- 1 EXTENT OF TILE/CARPET DEMO TO ALIGN WITH ADJACENT PAD
- 2 FLOORING DEMO TO EDGE OF EXISTING PAD
- 3 EXTENT OF DEMOLITION TO ALIGN WITH EXISTING JEWELRY/BEAUTY DEPARTMENT PAD TOWARD FRONT OF STORE.
- 4 REMOVE EXISTING COLUMN WRAP/COVER, MISC FRAMING, AND MISC DEVICES (RECEPTACLES, STROBES, EXTINGUISHERS ETC) COMPLETE FROM FLOOR TO DECK. EXISTING STRUCTURAL COLUMN TO REMAIN.
- 5 COLUMN AND COLUMN WRAP TO REMAIN. REMOVE EXISTING WALL BASE
- 6 MAINTAIN CHAMFERED CORNER AT FLOORING
- 7 SQUARE OFF CHAMFERED CORNER AT FLOOR TILE
- 8 EXISTING FLOORING TO REMAIN.



DENOTES WORK AREA

NOTES AND LEGENDS

12

DEMO FLOOR PLAN

SCALE: 3/32"=1'-0"

3



LEE SUMMIT

1820 NW CHIPMAN ROAD

10472

LEE SUMMIT, MO 64081

INNOVATION-PAD "3"

DEVELOPED BY:

KOHL'S DEPARTMENT STORES, INC.

N56 W17000 RIDGEWOOD DRIVE

MENOMONEE FALLS, WISCONSIN 53051

TEL: (262) 703-7000


CASCO

12 Sunnen Drive, Suite 100, St. Louis, MO 63143 T: 314.821.1100

CASCO DIVERSIFIED CORPORATION

Architectural Certificate of Authority: 000329

Expiration Date: 12/31/21



KEYMA L. BULLOCK

License Number: 2004011669

PROFESSIONAL OF RECORD

Expiration Date: 12/31/22

Expiration Date: 12/31/22

NO.	DATE	DESCRIPTION
△	03/19/21	PERMIT ISSUE
△		
△		
△		

DEMO PLAN

SCALE: $3/32"=1'-0"$

SHEET:

PROJECT #: 2100584

DRWN BY:HRS CHKD BY: WJL

BLDG. SUBMITTAL: 03/19/21

D1

PERMIT ISSUE - 03/19/2021

PARTITION NOTES

1. SALES FLOOR WALLS SHOWN ON THIS SHEET: CONSTRUCTION IS 3 5/8 MTL. STUD FRAMING @ 24" O.C. UNLESS OTHERWISE NOTED.

2. ALL WALLS ARE TO BE 9'-8" HIGH A.F.F. UNLESS OTHERWISE NOTED.

3. ALL WALLS ARE TO BE 5" NOMINAL THICKNESS UNLESS OTHERWISE NOTED.

4. ALL WING WALLS ARE TO BE 30" DEEP UNLESS OTHERWISE NOTED.

5. GC TO COMPLETE AND FINISH ALL DRYWALL FROM FINISHED FLOOR TO TOP OF WALL UNLESS OTHERWISE NOTED.

6. SEE "INTERIOR DETAILS" SHEET FOR ALL STANDARD WALL CONSTRUCTION DETAILS.

7. GC TO FURNISH AND INSTALL STUD/STANDARDS. ACCEPTABLE MANUFACTURERS ARE: CLEMCO ELITE AND GARCY

8. ALL SALES FLOOR WALLS TO BE PAINTED "A" DELICATE WHITE UNLESS OTHERWISE NOTED.

9. MITER CORNICE BOARDS AT OUTSIDE CORNERS (NO BUTT JOINTS).

10. CONTRACTOR TO REINSTALL EXISTING FIRE EXTINGUISHERS THAT HAVE BEEN TEMPORARILY REMOVED. INSTALL ON WALL NEAREST TO WHERE THE EXISTING FIRE EXTINGUISHER WAS REMOVED.

11. CONTRACTOR IS RESPONSIBLE FOR ALL MODIFICATIONS AND/OR ADDITIONS TO EXISTING FIRE PROTECTION SYSTEM IN AREAS AFFECTED BY THE DEMOLITION AND CONSTRUCTION OF WALLS, CEILING, LIGHTING, OR AS REQUIRED.

PARTITION PLAN KEYNOTES

1 DRYWALL COLUMN ENCLOSURE. SEE DETAIL 7/A2.0.

2 PROVIDE 12" WIDE X 3/4" FRT PLYWOOD BACKING ENTIRE LENGTH OF WALL WITHIN STUD CAVITY PER DETAIL 10/A2.0.

3 PROVIDE 3/4" FRT PLYWOOD WITHIN STUD CAVITY FULL HEIGHT AND WIDTH OF BACKWRAP MILLWORK.

4 VERTICAL CHASE FOR ELECTRICAL BRANCH CIRCUITS. SEE DETAIL 11/A2.0.

5 LINE OF CORNICE. SEE DETAIL 6/A2.0.

6 CASHWRAP. SEE DETAIL 9/A2.0.

7 SEPHORA ARCH. SEE DETAIL 8/A2.0.

8 CENTER ARCH ON INSIDE EDGE OF BLACK BORDER TILE. SEE FLOORING PLAN FOR DIMENSIONS.

9 ALIGN FACE OF WALL WITH EDGE OF FLOOR TILE. SEE FLOORING PLAN FOR DIMENSIONS.

10 LINE OF FLOORING TILE. SEE FLOORING PLAN.

11 CORNICE TERMINATES AT THIS LOCATION.

NOTES AND LEGENDS

12

• EXAMPLE: $\times \frac{(6)A}{\times}$

• (#) NUMBER INDICATES QUANTITY OF STANDARDS

• LETTER INDICATES TYPE OF STANDARDS

TYPE	STUD SIZE	INSERT SIZE	QUANTITY	REMARKS
E	116"	96"		START INSERT 9" BELOW TOP OF WALL

1. CONTRACTOR TO FURNISH AND INSTALL NEW STUD/STANDARDS TO MATCH EXISTING. VERIFY ORIGINAL SPECS IN FIELD. ACCEPTABLE MANUFACTURERS ARE:

- "CLEMCO ELITE" 3 5/8" X 11'-2" DISPLAY STUD AND "CLEMCO-ELITE" UNI-STANDARD NO. 5-1216 AND NO. DBL-5-1216, 1/2" SLOTS, 1" O.C., .125 PLATE THICKNESS. ORDER FROM CLEMCO ELITE STANDARD SYSTEMS, SEE VENDOR CONTACT LIST FOR VENDOR CONTACT INFORMATION.
- "GARCY" STUD/STANDARD NO.A-1301 AND A1302, 1/2" SLOTS, 1" O.C., .125 WALL THICKNESS. ORDER FROM "CROWN METAL MFG.", SEE VENDOR CONTACT LIST FOR VENDOR CONTACT INFORMATION.

2. CONTRACTOR TO REMOVE RUBBER INSERTS FROM WALL STANDARDS AFTER WALL HAS BEEN TAPED, SANDED, AND PRIMED.

3. ALL WALL STANDARDS ARE TO BE 24" O.C. AND BE PLACED EQUAL DISTANCE BETWEEN ADJACENT WING WALLS UNLESS NOTED OTHERWISE.

4. USE LASER TO LEVEL/ALIGN WALL STANDARDS.

5. SEE "INTERIOR DETAILS" FOR "WALL STANDARD DETAIL" AND "STUD WALL DETAILS".

6. STUDS AND INSERTS MAY NEED TO BE CUT TO LENGTH, CONTRACTOR TO VERIFY PRIOR TO CUTTING.

WALL STANDARD NOTES AND LEGENDS

4

5/8" GYPSUM BOARD EACH SIDE TO TOP OF METAL STUDS OR GYP. BD. CEILING, U.N.O.

METAL STUDS

A

12'-0"

LETTER INDICATES PARTITION TYPE

REFERENCE SIDE

OPPOSITE SIDE

NUMBER INDICATES STUD HEIGHT.

11

4

15'-1"±

(7)E

14'-0"

(7)E

14'-0"

(7)E

15'-1"±

(7)E

11

4

31'-7"

9'-8"

A

2

9

3

A

9'-8"

6

1

31'-7"

9'-8"

A

2

1

31'-7"

9'-8"

A

2

8

10

36"

10'-0"±

7

8

SCALE: 3/32"=1'-0"

3

KOHL'S

LEE SUMMIT

1820 NW CHIPMAN ROAD 10472

LEE SUMMIT, MO 64081

INNOVATION-PAD "3"

DEVELOPED BY:

KOHL'S DEPARTMENT STORES, INC.

N56 W17000 RIDGEWOOD DRIVE

MENOMONEE FALLS, WISCONSIN 53051

TEL: (262) 703-7000

CASCO

12 Sunnen Drive, Suite 100, St. Louis, MO 63143 T: 314.821.1100

CASCO DIVERSIFIED CORPORATION

Architectural Certificate of Authority: 000329

Expiration Date: 12/31/21

STATE OF MISSOURI

KEYMAL L. BULLOCK

NUMBER A-2004011669

ARCHITECT

3/15/21

KEYMA L. BULLOCK

License Number: 2004011669

PROFESSIONAL OF RECORD

Expiration Date: 12/31/22

NO. DATE DESCRIPTION

03/19/21 PERMIT ISSUE

PARTITION PLAN

SCALE: 3/32"=1'-0"

PROJECT #: 2100584

DRWN BY: HRS CHKD BY: WJL

BLDG. SUBMITTAL: 03/19/21

SHEET: A1.0

PERMIT ISSUE - 03/19/2021

FLOORING NOTES

1. PREP SURFACES AND INSTALL NEW FLOORING ACCORDING TO MANUFACTURER'S RECOMMENDATIONS.
2. CONTINUE CONTROL JOINTS TO MATCH EXISTING.
3. CONTRACTOR IS RESPONSIBLE FOR PREPARATION OF ALL FLOORS FOR THE INSTALLATION OF NEW FLOOR COVERINGS. PATCH FLOORS AS REQUIRED.
4. A "±" DIMENSION GIVEN FOR NEW TILE AND AISLE WIDTHS INDICATES AISLE TO BE AS CLOSE TO GIVEN DIMENSION AS POSSIBLE, USING FULL TILES ONLY.
5. ALL NEW TILE/GROUT JOINTS SHOULD ALIGN WITH EXISTING TILE/GROUT JOINTS.
6. EXISTING GROUTED CONTROL JOINTS: REMOVE EXISTING GROUT FROM MAIN CONTROL JOINTS AND FILL WITH SONNEBORN "SL-2 SONOLASTIC" SEALANT.
7. EXISTING ABANDONED FLOOR BOXES SHOULD BE FILLED AND TILED OVER.

1. PREP SURFACES AND INSTALL NEW FLOORING ACCORDING TO MANUFACTURER'S RECOMMENDATIONS.
2. CONTINUE CONTROL JOINTS TO MATCH EXISTING.
3. CONTRACTOR IS RESPONSIBLE FOR PREPARATION OF ALL FLOORS FOR THE INSTALLATION OF NEW FLOOR COVERINGS. PATCH FLOORS AS REQUIRED.
4. A "±" DIMENSION GIVEN FOR NEW TILE AND AISLE WIDTHS INDICATES AISLE TO BE AS CLOSE TO GIVEN DIMENSION AS POSSIBLE, USING FULL TILES ONLY.
5. ALL NEW TILE/GROUT JOINTS SHOULD ALIGN WITH EXISTING TILE/GROUT JOINTS.
6. EXISTING GROUTED CONTROL JOINTS: REMOVE EXISTING GROUT FROM MAIN CONTROL JOINTS AND FILL WITH SONNEBORN "SL-2 SONOLASTIC" SEALANT.
7. EXISTING ABANDONED FLOOR BOXES SHOULD BE FILLED AND TILED OVER.

FLOORING LEGEND

PORCELAIN TILE (TFGC)

ACCENT TILE
COLOR: ABSOLUTE BLACK (POLISHED)
SIZE: 12"X24" (NOMINAL)

PORCELAIN FIELD TILE
COLOR: WHITE.
SIZE 12"X24" (NOMINAL)

CARPET (TFGC)

GENERAL SALES FLOOR – MULTI–LEVEL LOOP
COMMERCIAL CARPET. COLOR: TBD.

VINYL BASE (TFGC)

CONTRACTOR TO INSTALL NEW VINYL BASE FOR WALLS AND
COLUMN ENCLOSURES WITHIN WORK AREA. VINYL BASE TO
BE 4" COVE, COLOR TBD.

PORCELAIN TILE (TFGCI)

ACCENT TILE
COLOR: ABSOLUTE BLACK (POLISHED)
SIZE: 12"X24" (NOMINAL)

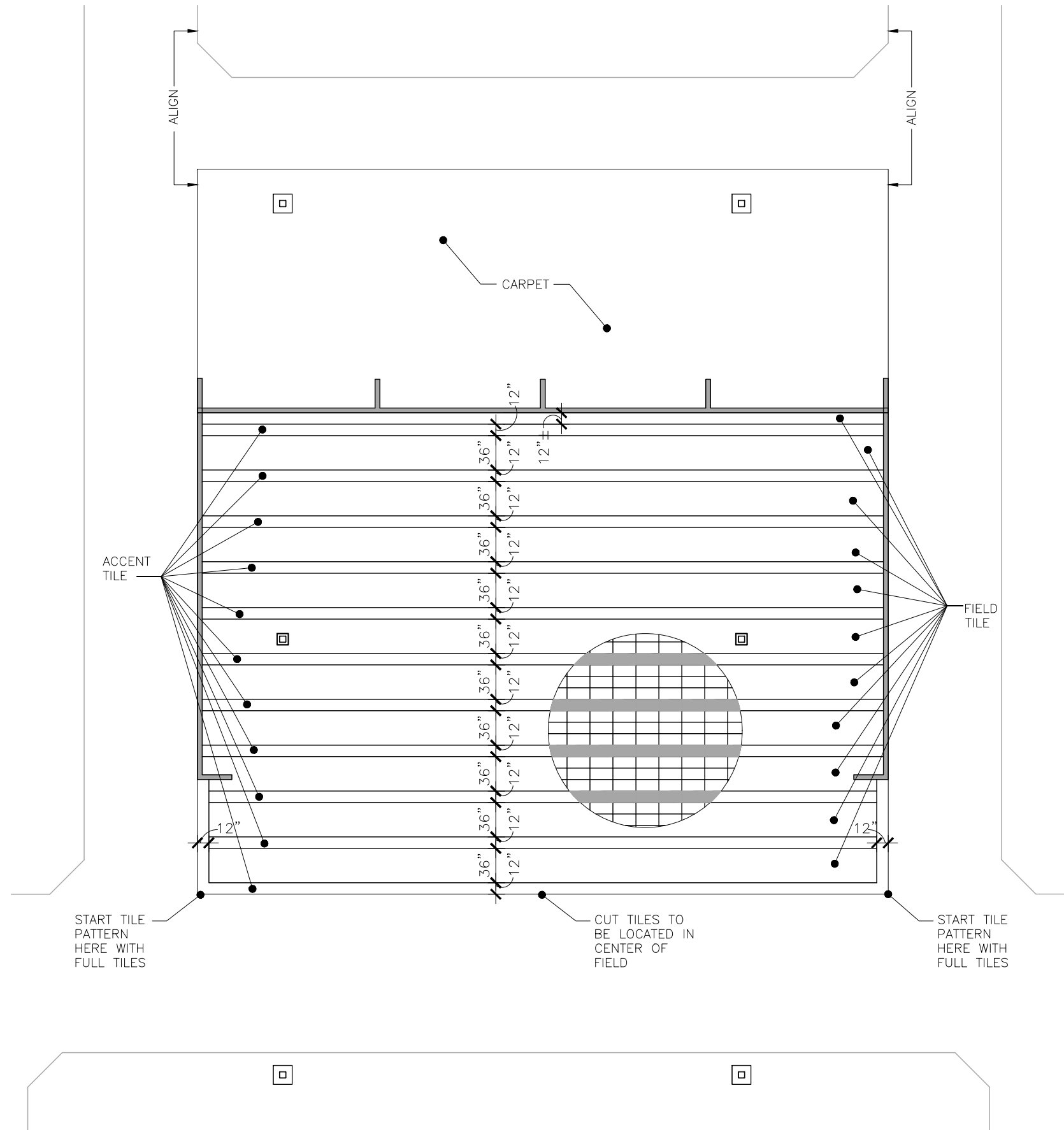
PORCELAIN FIELD TILE
COLOR: WHITE.
SIZE 12"X24" (NOMINAL)

CARPET (TFGCI)

GENERAL SALES FLOOR - MULTI-LEVEL LOOP
COMMERCIAL CARPET. COLOR: TBD.

VINYL BASE (TFGCI)

CONTRACTOR TO INSTALL NEW VINYL BASE FOR WALLS AND COLUMN ENCLOSURES WITHIN WORK AREA. VINYL BASE TO BE 4" COVE, COLOR TBD.



NOTES AND LEGENDS			12

FLOORING PLAN		3
	SCALE: 3/32"=1'-0"	

SCALE: $3/32"=1'-0"$

FLOORING PLAN

SCALE: $3/32"=1'-0"$


PROJECT #: 2100584

DRWN BY: HRS CHKD BY: WJL

BLDG. SUBMITTAL: 03/19/21

HEET:

A1.1



STATE OF MISSOURI

KEYMA L.
BULLOCK

NUMBER
A-200401669

ARCHITECT

3/15/20

KEYMA L. BULLOCK
License Number: 2004011669
PROFESSIONAL OF RECORD
Expiration Date: 12/31/22

NO.	DATE	DESCRIPTION
△	03/19/21	PERMIT ISSUE
△		
△		
△		

PERMIT ISSUE - 03/19/2021

REFLECTED CEILING LEGEND NOTES

1. TENANT TO FURNISH AND CONTRACTOR TO INSTALL AND WIRE ALL FIXTURES SHOWN BELOW UNLESS OTHERWISE NOTED.
2. INSTALL LIGHTING FIXTURES IN ACCORDANCE WITH MANUFACTURER'S RECOMMENDATIONS, AND REQUIREMENTS OF THE AUTHORITY HAVING JURISDICTION.
3. SEE CORNICE LIGHT DETAIL ON SHEET A2.0 FOR MOUNTING INFORMATION.
4. AN "*" CALLOUT ADJACENT TO A LIGHT FIXTURE TYPICALLY REPRESENTS "EXISTING TO REMAIN"
5. REINSTALL SUPPLY AND RETURN GRILLS IN NEW CEILING GRID IN SAME GENERAL AREA AS EXISTING. COORDINATE EXACT PLACEMENT WITH NEW SUSPENDED LIGHT FIXTURES TO AVOID CONFLICT.
6. CONTRACTOR TO FURNISH AND INSTALL NEW SPRINKLER HEADS TO MATCH EXISTING AS REQUIRED FOR NEW WALL LOCATIONS. (CONTRACTOR TO VERIFY TYPE IN FIELD).

REFLECTED CEILING LEGEND

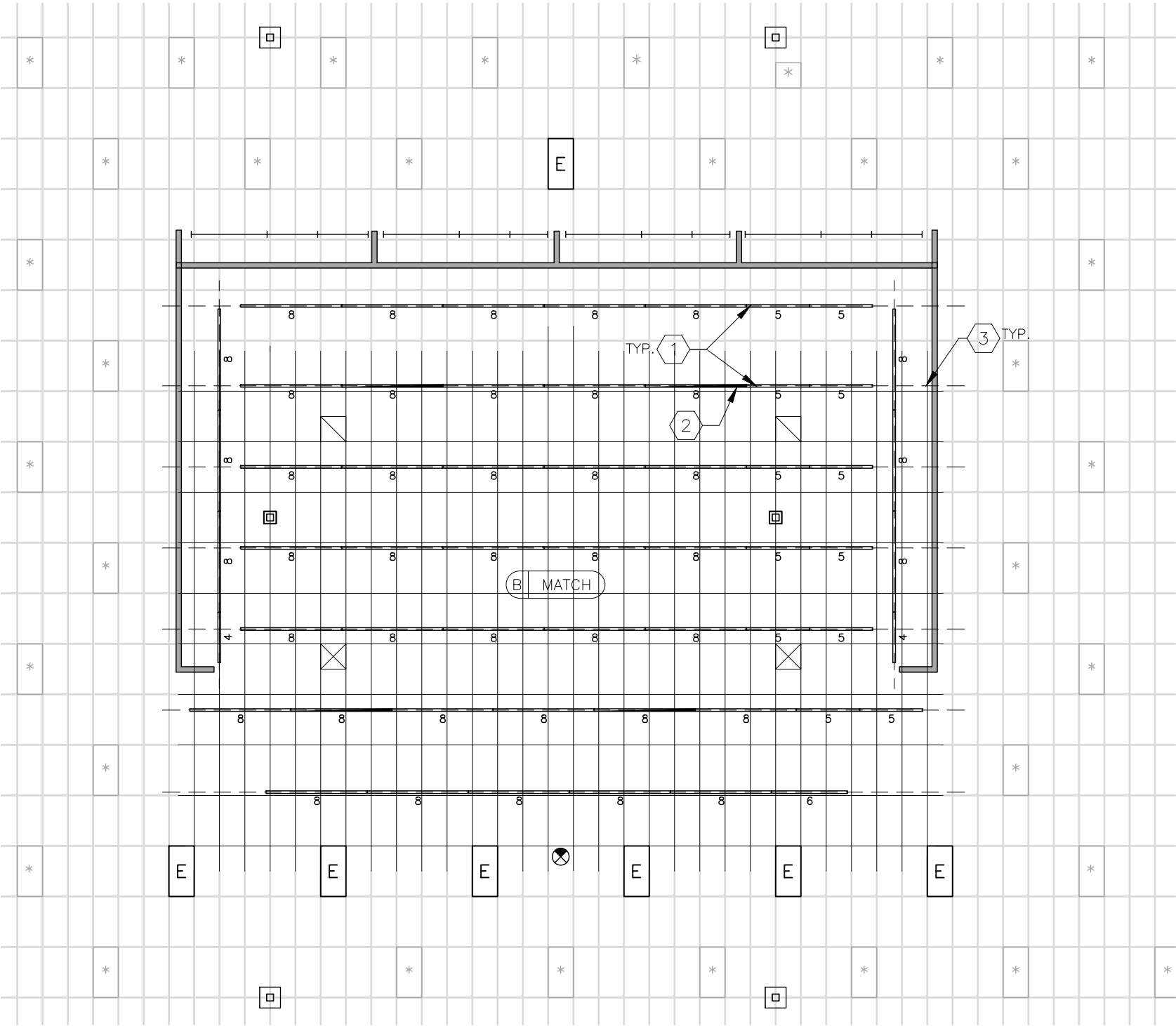
SYMBOL	DESCRIPTION
E	2x4 LAY-IN TROFFER, EXISTING RELOCATED.
F	2x2 LAY-IN TROFFER, EXISTING RELOCATED.
*	EXISTING FLUORESCENT LIGHT FIXTURE SHOWN FOR REFERENCE ONLY. SIZE AND TYPE OF FIXTURES VARY.
8	NEW SUSPENDED LINEAR LED FIXTURE. INSTALL BOTTOM OF FIXTURE AT 9'-6" AFF, TYP.
→	NEW CORNICE LIGHT
⊠	SUPPLY AIR GRILLE
◻	RETURN AIR GRILLE
⊗	EXIT SIGN

CEILING PLAN KEYNOTES

- 1 REFER TO E1 LIGHTING PLAN FOR NEW LIGHTING FIXTURE DIMENSIONS, TYP.
- 2 UNISTRUT LOCATIONS TO BE CENTERED ABOVE SUSPENDED FIXTURES BELOW. REFER TO E1 LIGHTING PLAN FOR DIMENSIONS.
- 3 UNISTRUT TO EXTEND AND ATTACH TO BOTTOM OF NEAREST JOIST PAST END OF LIGHTS. SEE DETAIL 12/A2.1.

CEILING TYPE LEGEND

LETTER INDICATES → B MATCH ← MATCH EXIST. CEILING HEIGHT		
TYPE	ASSEMBLY	FINISH
B	2'x4' ACT	(A) WHITE
1. CONTRACTOR TO PATCH CEILING GRID AS REQUIRED WHERE WALLS AND ANY COLUMN ENCLOSURES HAVE BEEN DEMO'D.		
2. MATCH ANY NEW CEILINGS WITH EXISTING CEILING HEIGHTS.		
3. ANY NEW CEILING TILE AND CEILING GRID TO BE FURNISHED AND INSTALLED BY THE CONTRACTOR. MATCH EXISTING STYLE AND COLOR UNLESS OTHERWISE NOTED. VERIFY SPECIFICATIONS IN FIELD.		
4. CONTRACTOR TO FURNISH AND INSTALL NEW CEILING TILE AND GRID IN AREAS AFFECTED BY THE DEMOLITION AND CONSTRUCTION OF WALLS, CORNICE BOARD, SOFFITS, CEILINGS, LIGHTING, OR AS REQUIRED. REUSE DISPLACED CEILING TILES (WHOLE UNDAMAGED TILES ONLY) PRIOR TO ORDERING NEW.		



NOTES AND LEGENDS

12

REFLECTED CEILING PLAN

SCALE: 3/32"=1'-0"

KOHL'S

LEE SUMMIT


1820 NW CHIPMAN ROAD 10472
LEE SUMMIT, MO 64081

INNOVATION-PAD "3"

DEVELOPED BY:
KOHL'S DEPARTMENT STORES, INC.
N56 W17000 RIDGEWOOD DRIVE
MENOMONEE FALLS, WISCONSIN 53051
TEL: (262) 703-7000

CASCO

12 Sunnen Drive, Suite 100, St. Louis, MO 63143 T: 314.821.1100
CASCO DIVERSIFIED CORPORATION
Architectural Certificate of Authority: 000329
Expiration Date: 12/31/21



KEYMA L. BULLOCK
License Number: 2004011669
PROFESSIONAL OF RECORD
Expiration Date: 12/31/22

NO.	DATE	DESCRIPTION
△	03/19/21	PERMIT ISSUE
△		
△		
△		

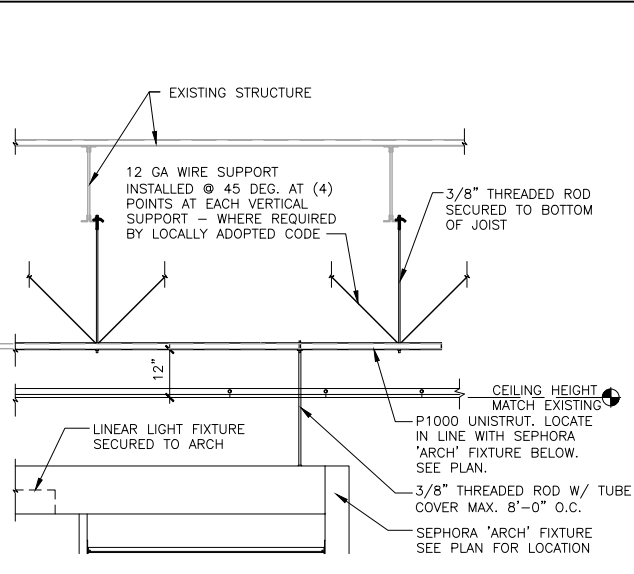
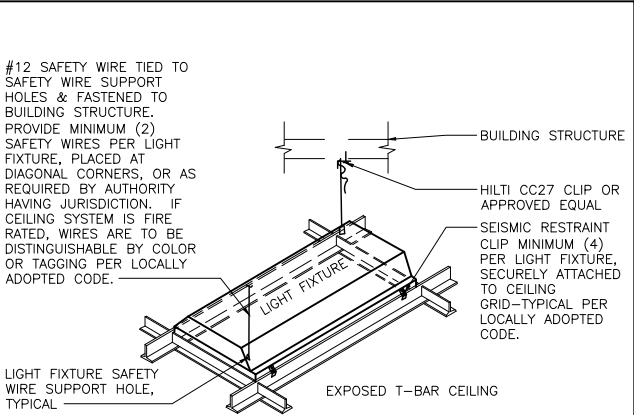
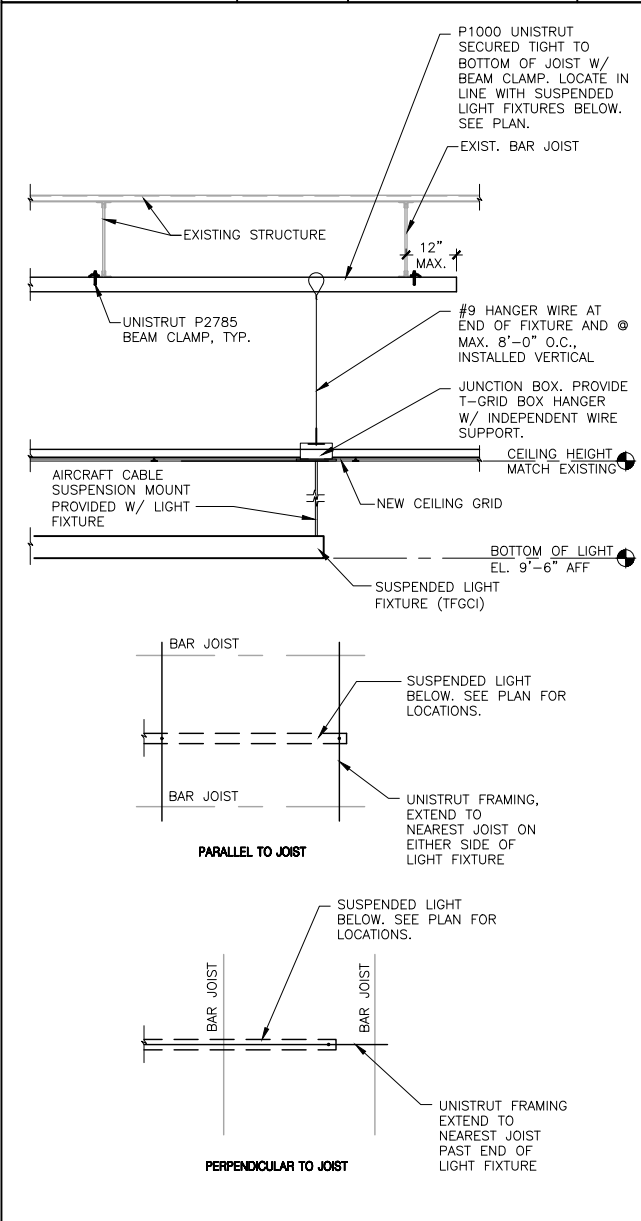
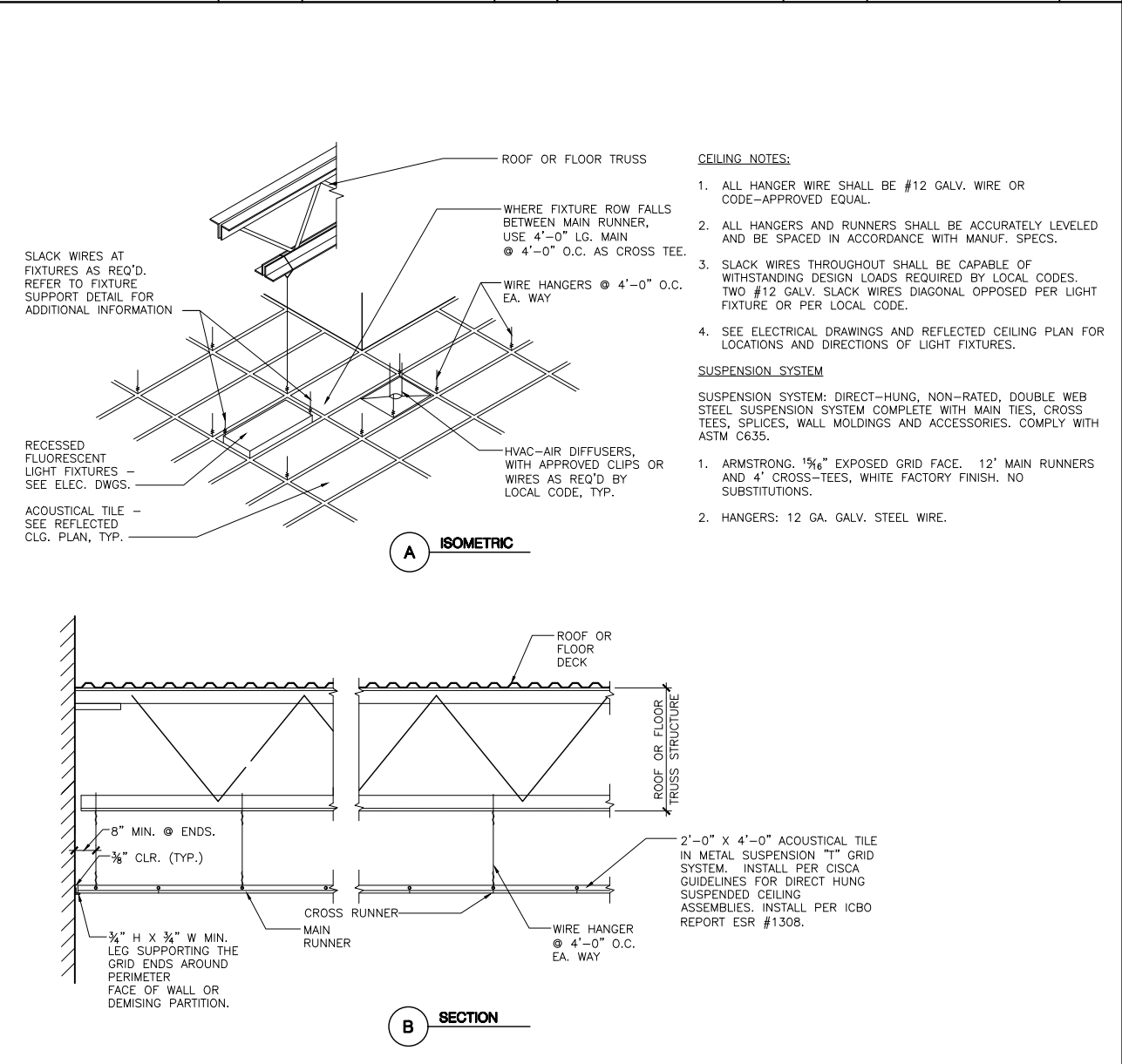
REFLECTED CEILING PLAN

SCALE: 3/32"=1'-0" SHEET:
PROJECT #: 2100584
DRWN BY: HRS CHKD BY: WJL
BLDG. SUBMITTAL: 03/19/21

A1.2

PERMIT ISSUE - 03/19/2021

3

									<p>#12 SAFETY WIRE TIED TO SAFETY WIRE SUPPORT HOLES & FASTENED TO BUILDING STRUCTURE. PROVIDE MINIMUM (2) SAFETY WIRES PER LIGHT FIXTURE, PLACED AT DIAGONAL CORNERS, OR AS REQUIRED BY AUTHORITY HAVING JURISDICTION. IF CEILING SYSTEM IS FIRE RATED, WIRES ARE TO BE DISTINGUISHABLE BY COLOR OR TAGGING PER LOCALLY ADOPTED CODE.</p>  <p>NOTES: 1) FIXTURE INSTALLATION SHALL COMPLY WITH ASTM C636-96 AND 1997 UBC SECTION 25.213. 2) ALL WIRES SHALL BE TAUT WITH MINIMUM OF 3 TIGHT TURNS AROUND SELF.</p>						
NOT USED			10	NOT USED			7	SUPPORT DETAIL • ARCH			4	FIXTURE SUPPORT			1
								SCALE: N.T.S.				09/08/2006 SCALE: NONE			
									<p>CEILING NOTES:</p> <ol style="list-style-type: none">ALL HANGER WIRE SHALL BE #12 GALV. WIRE OR CODE-APPROVED EQUAL.ALL HANGERS AND RUNNERS SHALL BE ACCURATELY LEVELED AND BE SPACED IN ACCORDANCE WITH MANUF. SPECS.SLACK WIRES THROUGHOUT SHALL BE CAPABLE OF WITHSTANDING DESIGN LOADS REQUIRED BY LOCAL CODES. TWO #12 GALV. SLACK WIRES DIAGONAL OPPOSED PER LIGHT FIXTURE OR PER LOCAL CODE.SEE ELECTRICAL DRAWINGS AND REFLECTED CEILING PLAN FOR LOCATIONS AND DIRECTIONS OF LIGHT FIXTURES. <p>SUSPENSION SYSTEM</p> <p>SUSPENSION SYSTEM: DIRECT-HUNG, NON-RATED, DOUBLE WEB STEEL SUSPENSION SYSTEM COMPLETE WITH MAIN TIES, CROSS TEES, SPLICES, WALL MOLDINGS AND ACCESSORIES. COMPLY WITH ASTM C635.</p> <ol style="list-style-type: none">ARMSTRONG. 1⁵/₈" EXPOSED GRID FACE. 12' MAIN RUNNERS AND 4' CROSS-TEES, WHITE FACTORY FINISH. NO SUBSTITUTIONS.HANGERS: 12 GA. GALV. STEEL WIRE.						
NOT USED			8				8	TYP. SUSPENDED ACOUSTICAL TILE & T-BAR CEILING SYSTEM			3				
SUPPORT DETAIL • LIGHT			12	NOT USED			9								
								SCALE: 1/4"= 1'-0"							

KOHL'S

LEE SUMMIT

1820 NW CHIPMAN ROAD

LEE SUMMIT, MO 64081

INNOVATION-PAD "3"

DEVELOPED BY:

KOHL'S DEPARTMENT STORES, INC.

N56 W17000 RIDGEWOOD DRIVE

MENOMONEE FALLS, WISCONSIN 53051

TEL: (262) 703-7000

10472

CASCO

12 Sunnen Drive, Suite 100, St. Louis, MO 63143 T: 314.821.1100

CASCO DIVERSIFIED CORPORATION

Architectural Certificate of Authority: 000329

Expiration Date: 12/31/21

STATE OF MISSOURI

KEYMAL L. BULLOCK

NUMBER

A-2004011669

ARCHITECT

3/15/21

KEYMA L. BULLOCK

License Number: 2004011669

PROFESSIONAL OF RECORD

Expiration Date: 12/31/22

NO.	DATE	DESCRIPTION
△	03/19/21	PERMIT ISSUE
△		
△		
△		

CEILING DETAILS

SCALE: PROJECT #: 2100584

DRWN BY: HRS CHKD BY: WJL

BLDG. SUBMITTAL: 03/19/21

SHEET: A2.1

PERMIT ISSUE - 03/19/2021

FINISH/COLOR LEGEND

P1	FINISH: PPG PAINT OVER PRIMER OVER EIFS COLOR: "SEPHORA BLACK"
P2	FINISH: PPG PAINT OVER PRIMER OVER EIFS COLOR: "SEPHORA WHITE"
P3	FINISH: PPG PAINT OVER PRIMER OVER STEEL EYEBROW AND COLUMNS COLOR: "SEPHORA BLACK"
P4	FINISH: PPG PAINT OVER PRIMER OVER STEEL EYEBROW AND COLUMNS COLOR: "SEPHORA WHITE"

ENTRY ELEVATION

SCALE: 1/8"=1'-0"

2

DEFERRED SUBMITTALS

(PREPARED BY OTHERS)

- EXTERIOR SIGNAGE (BY SIGN VENDOR)

NOTES AND LEGENDS

12

PAINT ACROSS TOP OF
OPENING (INCLUDING
UNDERSIDE) P1 "BLACK"

PAINT ALL EDGES OF
"RIBBED" EIFS MOULDING
SURFACES "P1" (BLACK)

NEW 20"H. X 13'-4"W. INTERNALLY LIT ILLUMINATED
SIGNAGE INSTALLED ON EXISTING EIFS HEADER.
COORDINATE REQUIRED BLOCKING WITH SIGN VENDOR.

PROVIDE JUNCTION BOXES FOR NEW SIGNAGE ON
INDOOR SIDE OF WALL. COORDINATE LOCATION(S)
WITH SIGN VENDOR IN FIELD. CONNECT TO NEAREST
EXISTING STOREFRONT SIGNAGE CIRCUIT AVAILABLE
DEDICATED CIRCUIT W/ DEDICATED NEUTRAL AND
DEDICATED GROUND.

EXISTING FINISH TO
REMAIN

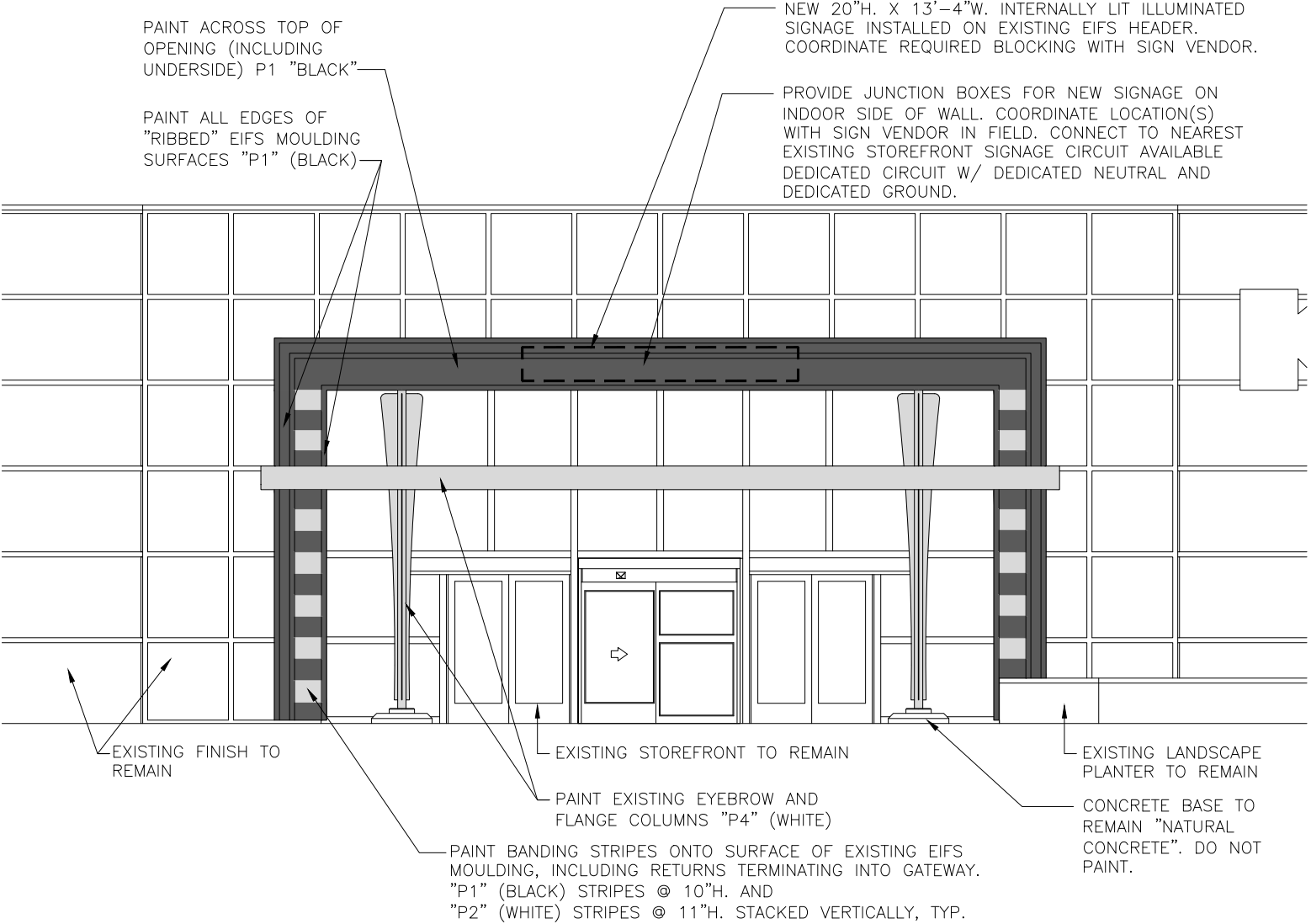
EXISTING STOREFRONT TO REMAIN

EXISTING LANDSCAPE
PLANTER TO REMAIN

PAINT EXISTING EYEBROW AND
FLANGE COLUMNS "P4" (WHITE)

PAINT BANDING STRIPES ONTO SURFACE OF EXISTING EIFS
MOULDING, INCLUDING RETURNS TERMINATING INTO GATEWAY.
"P1" (BLACK) STRIPES @ 10"H. AND
"P2" (WHITE) STRIPES @ 11"H. STACKED VERTICALLY, TYP.

CONCRETE BASE TO
REMAIN "NATURAL
CONCRETE". DO NOT
PAINT.



ENTRY PLAN

SCALE: 1/8"=1'-0"

3

KOHL'S

LEE SUMMIT

1820 NW CHIPMAN ROAD10472

LEE SUMMIT, MO 64081

INNOVATION-PAD "3"

DEVELOPED BY:
KOHL'S DEPARTMENT STORES, INC.
N56 W17000 RIDGEWOOD DRIVE
MENOMONEE FALLS, WISCONSIN 53051
TEL: (262) 703-7000

CASCO

12 Sunnen Drive, Suite 100, St. Louis, MO 63143 T: 314.821.1100
CASCO DIVERSIFIED CORPORATION
Architectural Certificate of Authority: 000329
Expiration Date: 12/31/21

STATE OF MISSOURI

KEYMAL L.
BULLOCK
NUMBER
A-2004011669

ARCHITECT

3/15/21

KEYMA L. BULLOCK
License Number: 2004011669
PROFESSIONAL OF RECORD
Expiration Date: 12/31/22

NO. DATE DESCRIPTION

△ 03/19/21 PERMIT ISSUE

△

△

△

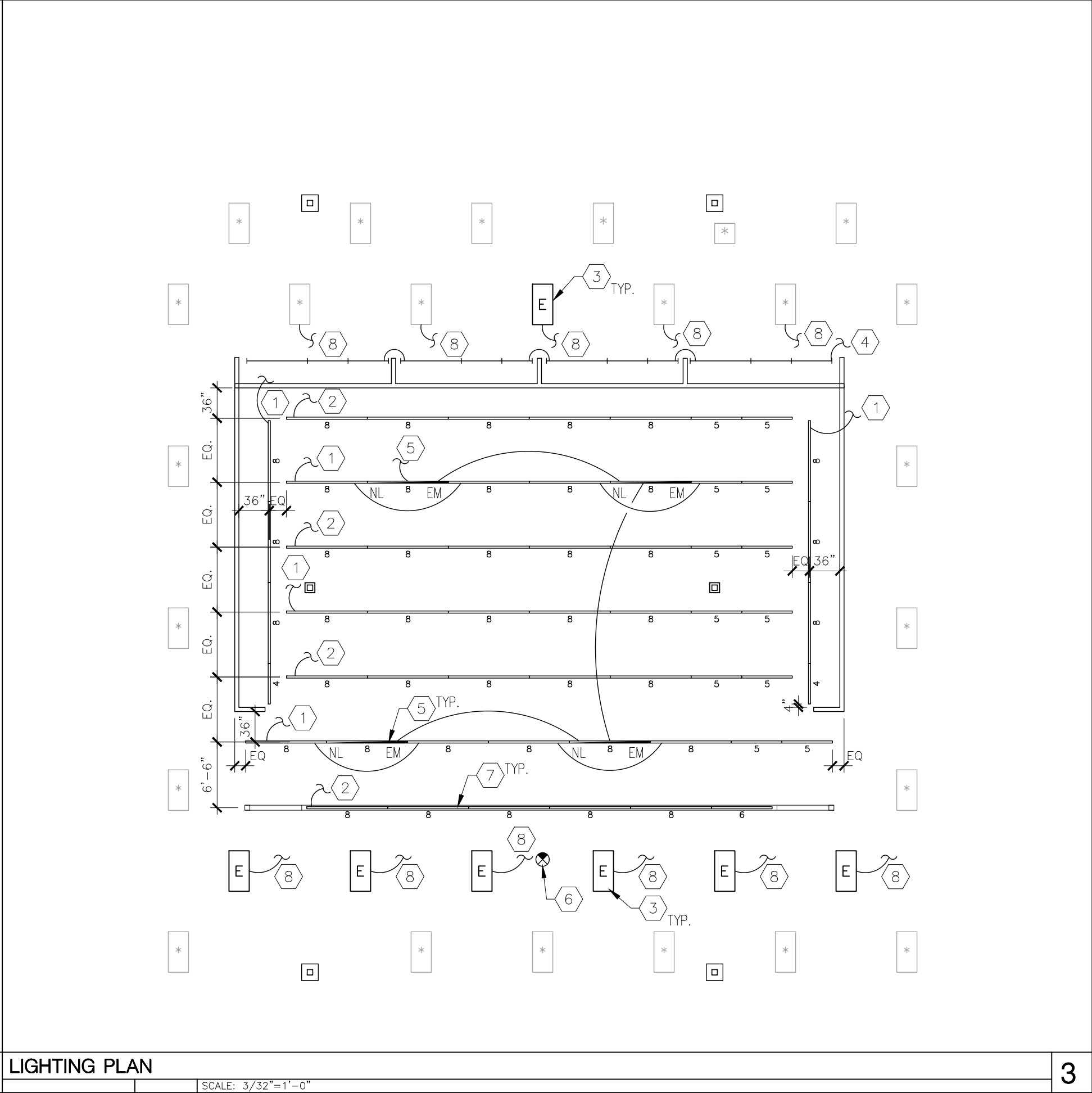
EXTERIOR ELEVATIONS

SCALE: 1/8"=1'-0" SHEET:
PROJECT #: 2100584
DRWN BY: HRS CHKD BY: WJL
BLDG. SUBMITTAL: 03/19/21

A3.0

PERMIT ISSUE - 03/19/2021

LIGHTING LEGEND	
SYMBOL	DESCRIPTION
<div><div></div></div>	2x4 LAY-IN TROFFER, EXISTING TO REMAIN
<div><div>E</div></div>	2x4 LAY-IN TROFFER, EXISTING RELOCATED
<div><div></div></div>	NEW CORNICE LIGHTING. LENGTHS MAY VARY.
<div><div>8</div></div>	NEW LINEAR LED FIXTURE, ROW-MOUNTED AS SHOWN. HUNG FROM AIRCRAFT CABLE, BOTTOM @ 9'-6" AFF. 88W, 277V (NUMBER BELOW FIXTURE DENOTES FIXTURE LENGTH)
<div><div>NL</div><div>EM</div></div>	SAME AS ABOVE BUT WITH EXTERNAL EMERGENCY POWER BATTERY INVERTER UNIT. ALSO SERVES AS ALWAYS ON NIGHT LIGHT.
<div><div></div></div>	EXIT SIGN FIXTURE WITH EMERGENCY BATTERY.
<div><div></div></div>	CIRCUIT HOMERUN RATED 277V, 20A CONSISTS OF 2-#12, 1-#12 GND CU THWN IN 3/4"C. CONNECT TO NEAREST EXISTING 277V SALES LIGHTING CIRCUIT AS NOTED.
GENERAL LIGHTING NOTES	
<ul style="list-style-type: none">INSTALL AND WIRE ALL LIGHT FIXTURES AS SHOWN.ALL CIRCUITS SHALL HAVE (2) #12 CONDUCTORS AND (1) #12 GROUNDING CONDUCTOR IN 1/2" CONDUIT UNLESS NOTED OTHERWISE.CONTRACTOR SHALL RECONNECT ALL LIGHTING FIXTURES DISTURBED BY THE RELOCATION.CONTRACTOR SHALL SALVAGE, INSTALL AND RECONNECT CORNICE LIGHT TO EXISTING CONTROLLED PERIMETER BRANCH CIRCUIT.	
LIGHTING PLAN KEYED NOTES	
<div>1</div>	CONNECT TO NEAREST EXISTING SALES AREA LIGHTING CIRCUIT (IF CUSTOMER CIRCUIT) ON CONTROL ZONE A1. ELECTRICAL CONTRACTOR TO VERIFY THAT THE AFFECTED EXISTING LIGHTING CIRCUIT IS NOT OVERLOADED DUE TO THE ADDITIONAL LOAD.
<div>2</div>	CONNECT TO NEAREST EXISTING SALES AREA LIGHTING CIRCUIT (IF EMPLOYEE CIRCUIT) ON CONTROL ZONE B1. ELECTRICAL CONTRACTOR TO VERIFY THAT THE AFFECTED EXISTING LIGHTING CIRCUIT IS NOT OVERLOADED DUE TO THE ADDITIONAL LOAD.
<div>3</div>	CONNECT RELOCATED 'E' LIGHT FIXTURE(S) TO EXISTING LIGHTING CIRCUITS. MAINTAIN A/B CONTROL POINT SWITCHING PATTERN TO MATCH ORIGINAL SALES FLOOR LIGHTING PATTERN.
<div>4</div>	CONNECT NEW CORNICE LIGHT FIXTURE(S) TO NEAREST EXISTING CORNICE LIGHTING CIRCUIT. SEE CORNICE LIGHT DETAIL 6/A2.0.
<div>5</div>	ALL EMERGENCY LIGHT INVERTERS SHALL BE WIRED TO NEAREST EXISTING NIGHT LIGHT/EMERGENCY CIRCUIT.
<div>6</div>	PROVIDE EXIT SIGN FIXTURE. CONNECT TO NEAREST EXISTING NIGHT LIGHT CIRCUIT.
<div>7</div>	LINEAR LED FIXTURES INSET WITHIN ARCH. DEE DETAIL 4/A2.1.
<div>8</div>	EXTEND BRANCH CIRCUIT TO CONTINUE LIGHTING ROW DISCONNECTED DURING DEMOLITION. ELECTRICAL CONTRACTOR TO INSURE THAT THE LUMINAIRE IS CONNECTED TO THE CORRECT LUMINAIRE TO CONTINUE CUSTOMER/EMPLOYEE (50/50) LIGHTING CONTROLS.
NOTES AND LEGENDS	
	12



KOHL'S

LEE SUMMIT

1820 NW CHIPMAN ROAD
LEE SUMMIT, MO 64081

10472

INNOVATION-PAD "3"

DEVELOPED BY:
KOHL'S DEPARTMENT STORES, INC.
N56 W17000 RIDGEWOOD DRIVE
MENOMONEE FALLS, WISCONSIN 53051
TEL: (262) 703-7000

CASCO

12 Sunnen Drive, Suite 100, St. Louis, MO 63143 T: 314.821.1100
CASCO DIVERSIFIED CORPORATION
Professional Engineer Certificate of Authority: 000613
Expiration Date: 12/31/21

STATE OF MISSOURI

HARRY J. AUMAN

NUMBER E-16827

PROFESSIONAL ENGINEER

03/19/21

HARRY J. AUMAN
License Number: E16827
PROFESSIONAL OF RECORD
Expiration Date: 12/31/22

NO.	DATE	DESCRIPTION
△	03/19/21	PERMIT ISSUE
△		
△		
△		

LIGHTING PLAN

SCALE: AS NOTED
PROJECT #: 2100584
DRWN BY:HRS CHKD BY:JEM
BLDG. SUBMITTAL: 03/19/21

SHEET:
E1

PERMIT ISSUE - 03/19/2021

SYMBOLS LEGEND

- ⦿

RECESSED FLOOR BOX WITH A NEMA 5-20 DUPLEX RECEPTACLE FOR MERCHANDISE FIXTURE.
- ⦿⦿⦿

3-GANG NON-METALLIC FLOOR BOX WITH (2) NEMA 5-20 DUPLEX RECEPTACLES FOR CASH WRAP AND (1) DATA SECTION WITH (4) DATA OUTLETS
- ⦿

SURFACE MOUNTED DEVICE BOX WITH A NEMA L5-20 LOCKING RECEPTACLE FOR MERCHANDISE FIXTURE. INSTALL @ 20" A.F.F.
- ⦿

RECESSED FLOOR BOX WITH A NEMA 15-20 LOCKING RECEPTACLE FOR MERCHANDISE FIXTURE.
- ⦿

SURFACE MOUNTED DEVICE BOX WITH A NEMA 5-20 DUPLEX RECEPTACLE FOR MERCHANDISE FIXTURE.
- ⦿

REPRESENTS NEW VERTICAL CHASE TO SERVE AS PATHWAY FOR BRANCH CIRCUITS RUN FROM THE CEILING. PROVIDE SCREW COVER PULL-BOX ABOVE THE CEILING AT THIS LOCATION, FASTENED TO BOTTOM CHORD OF JOISTS. PULL-BOX SHALL BE SIZED PER NEC 314.28. PROVIDE LABEL ON BOX COVER READING "SEPHORA MERCHANDISE FIXTURE BRANCH CIRCUITS, 120V, 20A". ROUTE BRANCH CIRCUITS FROM PULL BOX, DOWN THROUGH CHASE AND INTO WALL CAVITY USING FLEXIBLE METAL CONDUITS.
- SAW-CUT THE FLOOR SLAB ALONG THE PATH SHOWN TO CREATE A SHALLOW TRENCH FOR POWER AND/OR DATA CONDUITS. SEE DETAILS ON SHEET E2.1 FOR MORE INFORMATION.
- ↪

CIRCUIT HOMERUN RATED 120V, 20A CONSISTS OF 2-#12, 1-#12 GND CU THWN IN 3/4"C. CONNECT TO NEAREST EXISTING MATCHING CIRCUIT AS NOTED.
- ⦿

DATA OUTLET - CATEGORY 6

GENERAL POWER NOTES

- CIRCUIT NUMBERS NOTED WERE ARBITRARILY CHOSEN FOR GROUPING PURPOSES ONLY, ELECTRICAL CONTRACTOR TO UTILIZE LIKE CIRCUIT(S) (24 HOUR OR CONTACTOR CONTROLLED) AVAILABLE SPARES OR SPACES FROM EXISTING PANELS.
- IF PRACTICAL AND POSSIBLE EXTEND TO AND UTILIZE EXISTING CIRCUIT(S) ABANDONED DURING DEMOLITION.

POWER PLAN KEYNOTES

- 1

PROVIDE A DUPLEX RECEPTACLE FOR INTERNALLY ILLUMINATED GRAPHIC BOX AT BACKWRAP. FIELD LOCATE PER GRAPHIC INSTALLER. CONNECT RECEPTACLE TO FORMER BEAUTY BANK FLOOR RECEPTACLE CIRCUIT MADE AVAILABLE DUE TO DEMOLITION. BEAUTY BANK CIRCUITS ARE CONTROLLED BY EXISTING BAS ZONE D2A.
- 2

PROVIDE BLACK RECEPTACLE & COVER. INSTALL HORIZONTAL @ 3'-8" A.F.F.
- 3

ELECTRICAL FLOOR BOX LOCATION FOR CASH WRAP. COORDINATE EXACT LOCATION IN FIELD WITH THE FIXTURE PLAN. SEE DETAIL 2/E2.1 & 9/E2.1
- 4

PROVIDE A DUPLEX RECEPTACLE AND DATA OUTLET ((4) CAT6) ON REAR WALL FOR TELEPHONE. INSTALL @ 2'-2" A.F.F. COORDINATE WITH BACK WRAP MILLWORK.
- 5

FLOOR TRENCH: PROPOSED ROUTING OF IN-FLOOR CONDUITS TO FLOOR BOXES, SEE DETAIL 3/E2.1. SAW CUT EXISTING CONCRETE FLOOR TO ACCOMMODATE CONDUITS. COORDINATE LOCATIONS WITH KOHL'S CPM AND G.C.

POWER PLAN NOTES

1.

RELOCATE FIRE ALARM DEVICES THAT ARE LOCATED ON WALLS THAT ARE TO BE DEMOLISHED TO ENSURE COVERAGE IN ACCORDANCE THE AUTHORITY HAVING JURISDICTION.
2.

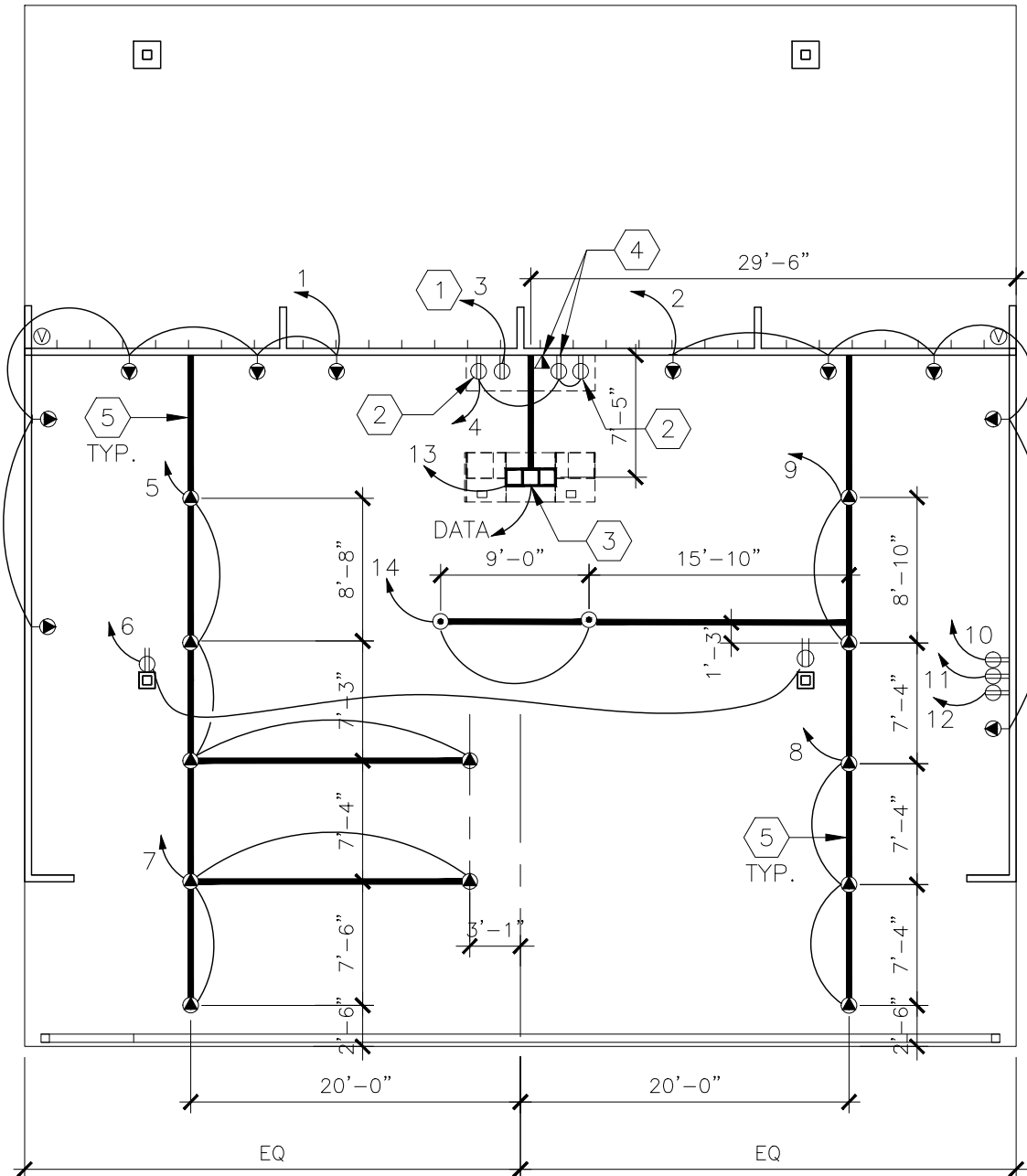
ENSURE THAT CIRCUITS AFFECTED BY NEW WORK ARE NOT OVERLOADED. AN OVERLOADED CONDITION FOR A BRANCH CIRCUIT IS DEFINED AS A LOAD GREATER THAN 1680 WATT (14-AMPERE) ON A 120-VOLT CIRCUIT AND 3880 WATT (14-AMPERE) ON A 277-VOLT CIRCUIT.
3.

ENSURE THAT PANELBOARD EQUIPMENT AND ASSOCIATED DISTRIBUTION BREAKERS AFFECTED BY NEW WORK ARE NOT OVERLOADED. AN OVERLOAD CONDITION FOR A PANELBOARD OR DISTRIBUTION BREAKER IS DEFINED AS A MEASURED DEMAND LOAD DURING OPERATING HOURS GREATER THAN 75% OF RATED PANELBOARD OR BREAKER SIZE.

NOTES AND LEGENDS

POWER PLAN

SCALE: 3/32"=1'-0"



KOHL'S

LEE SUMMIT

1820 NW CHIPMAN ROAD 10472
LEE SUMMIT, MO 64081

INNOVATION-PAD "3"

DEVELOPED BY:
KOHL'S DEPARTMENT STORES, INC.
N56 W17000 RIDGEWOOD DRIVE
MENOMONEE FALLS, WISCONSIN 53051
TEL: (262) 703-7000

CASCO

12 Sunnen Drive, Suite 100, St. Louis, MO 63143 T: 314.821.1100
CASCO DIVERSIFIED CORPORATION
Professional Engineer Certificate of Authority: 000613
Expiration Date: 12/31/21



HARRY J. AUMAN
License Number: E16827
PROFESSIONAL OF RECORD
Expiration Date: 12/31/22

NO.	DATE	DESCRIPTION
△	03/19/21	PERMIT ISSUE
△		
△		
△		

POWER PLAN

SCALE: AS NOTED
PROJECT #: 2100584
DRWN BY:HRS CHKD BY:JEM
BLDG. SUBMITTAL: 03/19/21

E2

PERMIT ISSUE - 03/19/2021

NOT USED	10	NOT USED	7	MICRO TRENCHING DETAIL		1
				DTL_MICRO 3/15/18 SCALE: N.T.S.		
NOT USED	11	NOT USED	8	SEPHORA DESK CABLE DETAIL		2
				SCALE: 1/4"=1'-0"		
NOT USED	12	(3) GANG FLOOR BOX	9	FLOOR BOX DETAIL		3
		SCALE: N.T.S.		SCALE: N.T.S.		



LEE SUMMIT

1820 NW CHIPMAN ROAD 10472

10472

LEE SUMMIT, MO 64081

INNOVATION-PAD "3"

DEVELOPED BY:
KOHL'S DEPARTMENT STORES, INC.
 N56 W17000 RIDGEWOOD DRIVE
 MENOMONEE FALLS, WISCONSIN 53051
 TEL: (262) 703-7000

CASCO

12 Sunnen Drive, Suite 100, St. Louis, MO 63143 T: 314.821.1100
CASCADIA DIVERSIFIED CORPORATION

CASCO DIVERSIFIED CORPORATION

Professional Engineer Certificate of Authority: 000613
Expiration Date: 12/31/21

03/19/21

HARRY J. AUMAN

License Number: E16827

PROFESSIONAL OF RECORD

Expiration Date: 12/31/22

NO.	DATE	DESCRIPTION
△	03/19/21	PERMIT ISSUE
△		
△		
△		

ELECTRICAL DETAILS

SCALE:

PROJECT #: 2100584

DRWN BY: HRS CHKD BY: JEM

BLDG. SUBMITTAL: 03/19/21

SHEET:

E2.1

PERMIT ISSUE - 03/19/2021



LEE SUMMIT

1820 NW CHIPMAN ROAD 10472
LEE SUMMIT, MO 64081

INNOVATION-PAD "3"

DEVELOPED BY:
KOHL'S DEPARTMENT STORES, INC.
N56 W17000 RIDGEWOOD DRIVE
MENOMONEE FALLS, WISCONSIN 53051
TEL: (262) 703-7000



12 Sunnen Drive, Suite 100, St. Louis, MO 63143 T: 314.821.1100

FOR
REFERENCE
ONLY

PROFESSIONAL OF RECORD

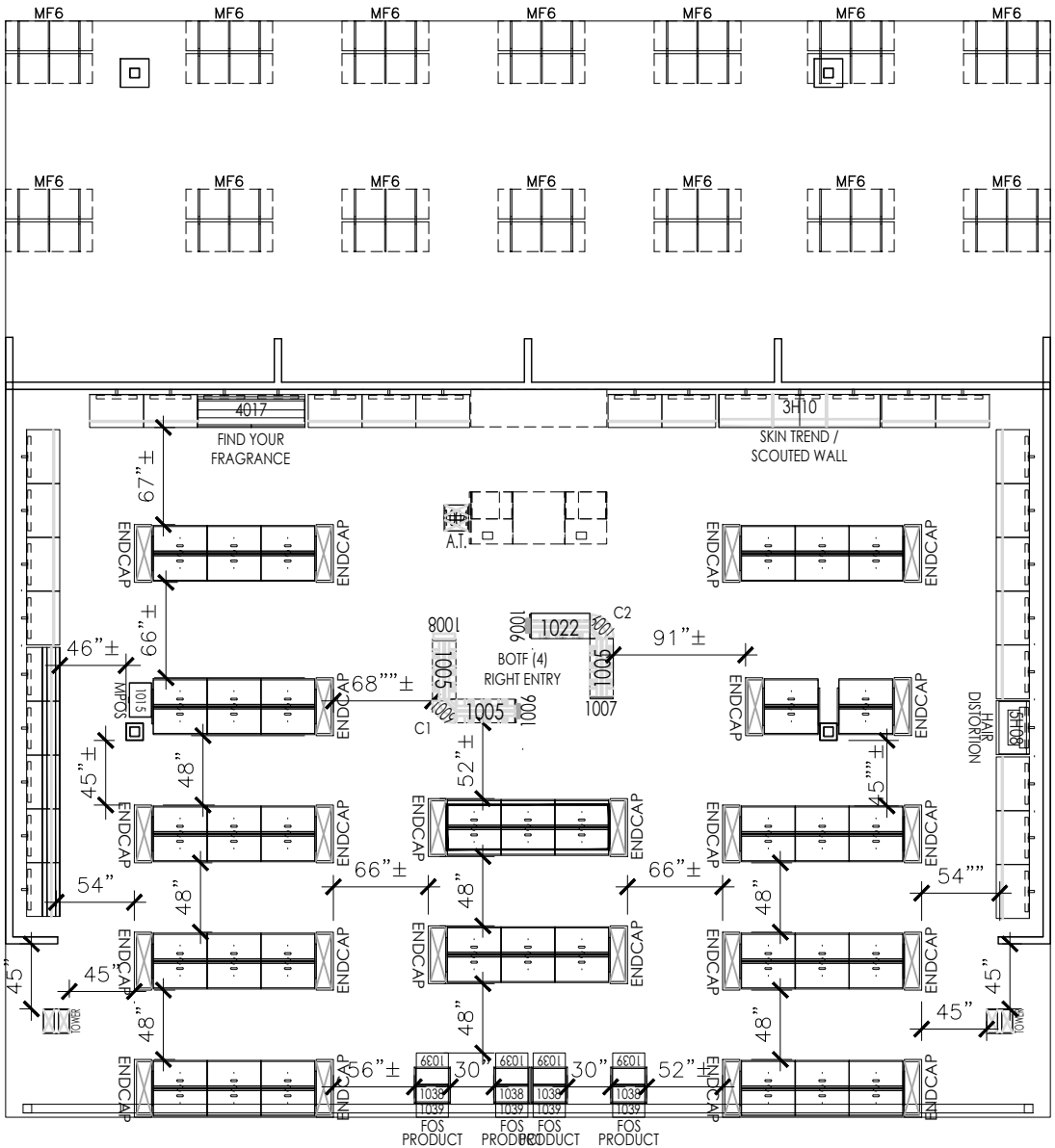
NO.	DATE	DESCRIPTION
△	03/19/21	PERMIT ISSUE
△		
△		
△		

FIXTURE
INSTALLATION PLAN

SCALE: AS NOTED SHEET:
PROJECT #: 2100584
DRWN BY:HRS CHKD BY:WJL
BLDG. SUBMITTAL: 03/19/21

F1

PERMIT ISSUE - 03/19/2021



NOTES AND LEGENDS

12

FIXTURE INSTALLATION PLAN

SCALE: 3/32"=1'-0"

3